

## Setup Photographs

### <Conducted Emission>

Remote View





Rear View




<Radiated Emission>

Y Plane for Ant. 0


<30MHz~1GHz>



<1GHz~18GHz>



&lt;18GHz~25GHz&gt;






**X Plane for Ant. 1**


**<30MHz~1GHz>**



**<1GHz~18GHz>**




&lt;18GHz~25GHz&gt;




**<WPC Charging Mode>**


**<30MHz~1GHz>**



**<1GHz~18GHz>**



<18GHz~25GHz>



————THE END————