



TÜVRheinland®

Test Report nr.

28112194 007


Annex 3

Report No. 28112194 007

PHOTOGRAPHIC DOCUMENTATION

Nimway

TEST SET-UP (X, Y and Z Axis Position)





TÜVRheinland®


Test Report nr.

28112194 007

Annex 3

Report No. 28112194 007

RADIATED EMISSION 9kHz-30MHz





TÜVRheinland®



Test Report nr.

28112194 007

Annex 3

Report No. 28112194 007

RADIATED EMISSION 30MHz-1GHz





TÜVRheinland®

Test Report nr.

28112194 007

Annex 3

Report No. 28112194 007

RADIATED EMISSION UP TO 1GHz





TÜVRheinland®



Test Report nr.

28112194 007

Annex 3



Report No. 28112194 007

RADIATED EMISSION UP TO 1GHz





SAMPLE MODIFIED WITH ANTENNA CONNECTOR





SET-UP CONDUCTED TESTS ON ANTENNA PORT

