



FCC RF Test Report

APPLICANT : Sony Mobile Communications Inc.
EQUIPMENT : GSM/WCDMA/LTE Phone+Bluetooth, DTS/UNII
a/b/g/n/ac and NFC
BRAND NAME : Sony
FCC ID : PY7-48140L
STANDARD : FCC Part 15 Subpart E §15.407
CLASSIFICATION : (NII) Unlicensed National Information Infrastructure

The product was received on Jun. 27, 2017 and testing was completed on Oct. 20, 2017. We, SPORTON INTERNATIONAL INC., would like to declare that the tested sample has been evaluated in accordance with the test procedures and has been in compliance with the applicable technical standards.

The test results in this report apply exclusively to the tested model / sample. Without written approval of SPORTON INTERNATIONAL INC., the test report shall not be reproduced except in full.

Reviewed by: Joseph Lin / Supervisor

Approved by: Jones Tsai / Manager



SPORTON INTERNATIONAL INC.

No. 52, Hwa Ya 1st Rd., Hwa Ya Technology Park, Kwei-Shan District, Tao Yuan City, Taiwan, R.O.C.

SPORTON INTERNATIONAL INC.

TEL : 886-3-327-3456

FAX : 886-3-328-4978

FCC ID : PY7-48140L

Page Number : 1 of 32

Report Issued Date : Nov. 09, 2017

Report Version : Rev. 02

Report Template No.: BU5-FR15EWL Version 2.0



TABLE OF CONTENTS

SUMMARY OF TEST RESULT 4

1 GENERAL DESCRIPTION 5

 1.1 Applicant 5

 1.2 Manufacturer 5

 1.3 Product Feature of Equipment Under Test 5

 1.4 Modification of EUT 6

 1.5 Testing Location 7

 1.6 Applicable Standards 7

2 TEST CONFIGURATION OF EQUIPMENT UNDER TEST 8

 2.1 Carrier Frequency Channel 8

 2.2 Test Mode 9

 2.3 Connection Diagram of Test System 11

 2.4 Support Unit used in test configuration and system 12

 2.5 EUT Operation Test Setup 12

 2.6 Measurement Results Explanation Example 12

3 TEST RESULT 13

 3.1 26dB & 99% Occupied Bandwidth Measurement 13

 3.2 Maximum Conducted Output Power Measurement 15

 3.3 Power Spectral Density Measurement 17

 3.4 Unwanted Radiated Emission Measurement 20

 3.5 AC Conducted Emission Measurement 26

 3.6 Automatically Discontinue Transmission 28

 3.7 Antenna Requirements 29

4 LIST OF MEASURING EQUIPMENTS 30

5 UNCERTAINTY OF EVALUATION 32

APPENDIX A. CONDUCTED TEST RESULTS

APPENDIX B. AC CONDUCTED EMISSION TEST RESULT

APPENDIX C. RADIATED SPURIOUS EMISSION

APPENDIX D. RADIATED SPURIOUS EMISSION PLOTS

APPENDIX E. DUTY CYCLE PLOTS

APPENDIX F. SETUP PHOTOGRAPHS



REVISION HISTORY

| REPORT NO. | VERSION | DESCRIPTION | ISSUED DATE |
|--------------|---------|---|---------------|
| FR762713-01E | Rev. 01 | Initial issue of report | Nov. 06, 2017 |
| FR762713-01E | Rev. 02 | <ol style="list-style-type: none"> 1. Revising power in appendix a. 2. Add the description and test for 802.11n mode in section 2.2 and appendix e. 3. Remove frequency stability test item. | Nov. 09, 2017 |
| | | | |
| | | | |
| | | | |
| | | | |
| | | | |
| | | | |
| | | | |
| | | | |
| | | | |
| | | | |
| | | | |
| | | | |
| | | | |
| | | | |
| | | | |
| | | | |
| | | | |
| | | | |
| | | | |
| | | | |
| | | | |



SUMMARY OF TEST RESULT

| Report Section | FCC Rule | Description | Limit | Result | Remark |
|----------------|--------------------|--|---|--------|-------------------------------------|
| 3.1 | 15.403(i) | 6dB, 26dB and 99% Occupied Bandwidth | - | Pass | - |
| 3.2 | 15.407(a) | Maximum Conducted Output Power | ≤ 24 dBm (depend on band) | Pass | - |
| 3.3 | 15.407(a) | Power Spectral Density | ≤ 11 dBm (depend on band) | Pass | - |
| 3.4 | 15.407(b) | Unwanted Emissions | ≤ -17, -27 dBm (depend on band)&15.209(a) | Pass | Under limit 3.29 dB at 5350.800 MHz |
| 3.5 | 15.207 | AC Conducted Emission | 15.207(a) | Pass | Under limit 15.60 dB at 1.070 MHz |
| 3.6 | 15.407(c) | Automatically Discontinue Transmission | Discontinue Transmission | Pass | - |
| 3.7 | 15.203 & 15.407(a) | Antenna Requirement | N/A | Pass | - |



1 General Description

1.1 Applicant

Sony Mobile Communications Inc.

4-12-3 Higashi-Shinagawa, Shinagawa-ku, Tokyo, 140-0002, Japan

1.2 Manufacturer

Sony Mobile Communications Inc.

4-12-3 Higashi-Shinagawa, Shinagawa-ku, Tokyo, 140-0002, Japan

1.3 Product Feature of Equipment Under Test

GSM/WCDMA/LTE, Bluetooth, DTS/UNII a/b/g/n/ac, FM Receiver, NFC, and GPS.

| Product Specification subjective to this standard | |
|---|-----------------------------------|
| Antenna Type | Monopole Antenna |
| Antenna Gain | <5150 MHz ~ 5250 MHz> -2.2 dBi |
| | <5250 MHz ~ 5350 MHz> -2.6 dBi |
| | <5470 MHz ~ 5725 MHz> -2.4 dBi |
| | |

| EUT Information List | | | |
|----------------------|------------|------------|----------------------------|
| HW Version | SW Version | S/N | Performed Test Item |
| A | 2.27 | RQ3005X7GH | RF conducted measurement |
| | | CQ300000QJ | Radiated Spurious Emission |
| | | CQ30000211 | AC Conducted Emission |



| Accessory List | |
|----------------|---|
| AC Adapter | Model Name: UCH12 |
| | S/N: |
| | VB17W34100228 (for radiated emission) VB17W34100256 (for conducted emission) |
| Earphone 1 | Model Name: MH410c |
| | S/N: N/A |
| USB Cable | Model Name: UCB20 |
| | S/N: N/A |

Note:

1. Above EUT list and accessory list used are electrically identical per declared by manufacturer.
2. Above the accessories list are used to exercise the EUT during test.
3. For other wireless features of this EUT, test report will be issued separately.

1.4 Modification of EUT

No modifications are made to the EUT during all test items.



1.5 Testing Location

Sporton Lab is accredited to ISO 17025 by Taiwan Accreditation Foundation (TAF code : 1190) and the FCC designation No. TW1190 and TW0007 under the FCC 2.948(e) by Mutual Recognition Agreement (MRA) in FCC Test.

| | | |
|---------------------------|--|---------|
| Test Site | SPORTON INTERNATIONAL INC. | |
| Test Site Location | No. 52, Hwa Ya 1 st Rd., Hwa Ya Technology Park, Kwei-Shan District, Tao Yuan City, Taiwan, R.O.C. TEL: +886-3-327-3456 FAX: +886-3-328-4978 | |
| Test Site No. | Sporton Site No. | |
| | TH05-HY | CO05-HY |

Note: The test site complies with ANSI C63.4 2014 requirement.

| | | |
|---------------------------|--|--|
| Test Site | SPORTON INTERNATIONAL INC. | |
| Test Site Location | No.58, Aly. 75, Ln. 564, Wenhua 3rd Rd. Guishan Dist, Taoyuan City, Taiwan (R.O.C.) TEL: +886-3-327-0868 FAX: +886-3-327-0855 | |
| Test Site No. | Sporton Site No. | |
| | 03CH11-HY | |

Note: The test site complies with ANSI C63.4 2014 requirement.

1.6 Applicable Standards

According to the specifications of the manufacturer, the EUT must comply with the requirements of the following standards:

- ♦ FCC Part 15 Subpart E
- ♦ FCC KDB 789033 D02 General UNII Test Procedures New Rules v01r04.
- ♦ ANSI C63.10-2013

Remark:

1. All test items were verified and recorded according to the standards and without any deviation during the test.
2. This EUT has also been tested and complied with the requirements of FCC Part 15, Subpart B, recorded in a separate test report.



2 Test Configuration of Equipment Under Test

- a. The EUT has been associated with peripherals and configuration operated in a manner tended to maximize its emission characteristics in a typical application. Frequency range investigated: conduction emission (150 kHz to 30 MHz), radiation emission (9 kHz to the 10th harmonic of the highest fundamental frequency or to 40 GHz, whichever is lower). For radiated measurement, pre-scanned in three orthogonal panels, X, Y, Z. The worst cases (X plane) were recorded in this report.
- b. AC power line Conducted Emission was tested under maximum output power.

2.1 Carrier Frequency Channel

| Frequency Band | Channel | Freq. (MHz) | Channel | Freq. (MHz) |
|--------------------------------------|---------|-------------|---------|-------------|
| 5150-5250 MHz Band 1 (U-NII-1) | 36 | 5180 | 44 | 5220 |
| | 38* | 5190 | 46* | 5230 |
| | 40 | 5200 | 48 | 5240 |
| | 42# | 5210 | | |

| Frequency Band | Channel | Freq. (MHz) | Channel | Freq. (MHz) |
|---------------------------------------|---------|-------------|---------|-------------|
| 5250-5350 MHz Band 2 (U-NII-2A) | 52 | 5260 | 60 | 5300 |
| | 54* | 5270 | 62* | 5310 |
| | 56 | 5280 | 64 | 5320 |
| | 58# | 5290 | | |

| Frequency Band | Channel | Freq. (MHz) | Channel | Freq. (MHz) |
|---------------------------------------|---------|-------------|---------|-------------|
| 5470-5725 MHz Band 3 (U-NII-2C) | 100 | 5500 | 112 | 5560 |
| | 102* | 5510 | 116 | 5580 |
| | 104 | 5520 | 132 | 5660 |
| | 106# | 5530 | 134* | 5670 |
| | 108 | 5540 | 136 | 5680 |
| | 110* | 5550 | 140 | 5700 |



| Frequency Band | Channel | Freq. (MHz) | Channel | Freq. (MHz) |
|----------------|------------------|-------------|---------|-------------|
| TDWR Channel | 118* | 5590 | 124 | 5620 |
| | 120 | 5600 | 126* | 5630 |
| | 122 [#] | 5610 | 128 | 5640 |

| Frequency Band | Channel | Freq. (MHz) | Channel | Freq. (MHz) |
|------------------|------------------|-------------|---------|-------------|
| Straddle Channel | 138 [#] | 5690 | 144 | 5720 |
| | 142* | 5710 | | |

Note:

1. The above Frequency and Channel in "*" were 802.11n HT40 and 802.11ac VHT40.
2. The above Frequency and Channel in "[#]" were 802.11ac VHT80.

2.2 Test Mode

Final test mode of conducted test items and radiated spurious emissions are considering the modulation and worse data rates as below table.

For radiated spurious emission test cases, the 802.11n mode is covered by 802.11ac mode during preliminary tests as below.

| Modulation | Data Rate |
|----------------|-----------|
| 802.11a | 6 Mbps |
| 802.11n HT20 | MCS0 |
| 802.11n HT40 | MCS0 |
| 802.11ac VHT20 | MCS0 |
| 802.11ac VHT40 | MCS0 |
| 802.11ac VHT80 | MCS0 |

| Test Cases | |
|-----------------------|--|
| AC Conducted Emission | Mode 1 : Bluetooth Link + WLAN (5GHz) Link + Earphone 1 + Battery + USB Cable (Charging from Adapter) |



| Ch. # | | Band I : 5150-5250 MHz | Band II : 5250-5350 MHz | Band III : 5470-5725MHz |
|----------|--------|------------------------|-------------------------|-------------------------|
| | | 802.11a | 802.11a | 802.11a |
| L | Low | 36 | 52 | 100 |
| M | Middle | 44 | 60 | 116 |
| H | High | 48 | 64 | 140 |
| Straddle | | - | - | 144 |

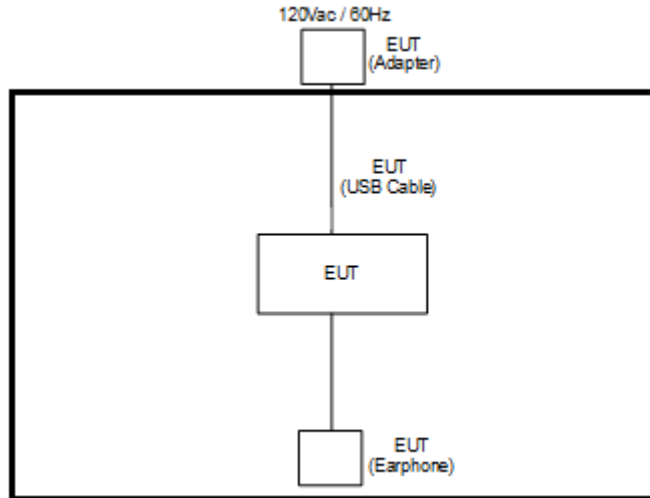
| Ch. # | | Band I : 5150-5250 MHz | Band II : 5250-5350 MHz | Band III : 5470-5725MHz |
|----------|--------|------------------------|-------------------------|-------------------------|
| | | 802.11ac VHT20 | 802.11ac VHT20 | 802.11ac VHT20 |
| L | Low | 36 | 52 | 100 |
| M | Middle | 44 | 60 | 116 |
| H | High | 48 | 64 | 140 |
| Straddle | | - | - | 144 |

| Ch. # | | Band I : 5150-5250 MHz | Band II : 5250-5350 MHz | Band III : 5470-5725MHz |
|----------|--------|------------------------|-------------------------|-------------------------|
| | | 802.11ac VHT40 | 802.11ac VHT40 | 802.11ac VHT40 |
| L | Low | 38 | 54 | 102 |
| M | Middle | - | - | 110 |
| H | High | 46 | 62 | 134 |
| Straddle | | - | - | 142 |

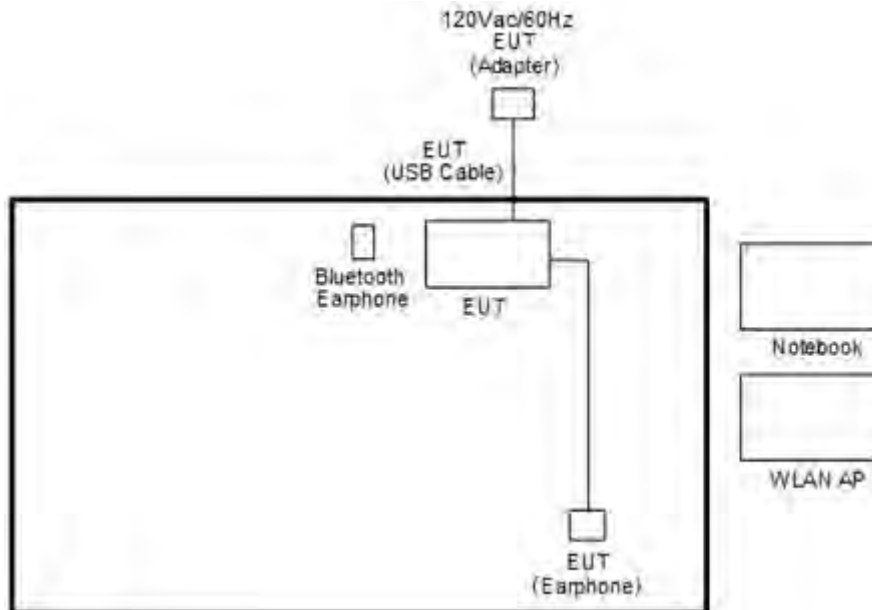
| Ch. # | | Band I : 5150-5250 MHz | Band II : 5250-5350 MHz | Band III : 5470-5725MHz |
|----------|--------|------------------------|-------------------------|-------------------------|
| | | 802.11ac VHT80 | 802.11ac VHT80 | 802.11ac VHT80 |
| L | Low | - | - | 106 |
| M | Middle | 42 | 58 | - |
| H | High | - | - | - |
| Straddle | | - | - | 138 |

2.3 Connection Diagram of Test System

<WLAN Tx Mode>



<AC Conducted Emission Mode>





2.4 Support Unit used in test configuration and system

| Item | Equipment | Trade Name | Model Name | FCC ID | Data Cable | Power Cord |
|------|--------------------|------------|----------------|--|------------|--|
| 1. | Bluetooth Earphone | Sony | SBH20 | PY7-RD0010 | N/A | N/A |
| 2. | WLAN AP | ASUS | RT-AC66U | MSQ-RTAC66U | N/A | Unshielded, 1.8 m |
| 3. | Notebook | DELL | Latitude E6320 | FCC DoC/ Contains FCC ID: QDS-BRCM1054 | N/A | AC I/P: Unshielded, 1.2 m DC O/P: Shielded, 1.8 m |
| 4. | SD Card | SanDisk | MicroSD HC | FCC DoC | N/A | N/A |

2.5 EUT Operation Test Setup

The RF test items, an engineering test program was provided and enabled to make EUT continuous transmit/receive.

2.6 Measurement Results Explanation Example

For all conducted test items:

The offset level is set in the spectrum analyzer to compensate the RF cable loss and attenuator factor between EUT conducted output port and spectrum analyzer. With the offset compensation, the spectrum analyzer reading level is exactly the EUT RF output level.

Example :

The spectrum analyzer offset is derived from RF cable loss and attenuator factor.

$$\text{Offset} = \text{RF cable loss} + \text{attenuator factor}.$$

Following shows an offset computation example with cable loss 4.2 dB and 10dB attenuator.

$$\begin{aligned} \text{Offset(dB)} &= \text{RF cable loss(dB)} + \text{attenuator factor(dB)}. \\ &= 4.2 + 10 = 14.2 \text{ (dB)} \end{aligned}$$

3 Test Result

3.1 26dB & 99% Occupied Bandwidth Measurement

3.1.1 Description of 26dB & 99% Occupied Bandwidth

This section is for reporting purpose only.

There is no restriction limits for bandwidth.

For Straddle Channel, According to KDB 789033 D02 General UNII Test Procedures New Rules v01r04, If the power and PSD of the devices are uniform and comply with the lower limits specified for the U-NII-2 bands, a single measurement over the entire emission bandwidth can be performed to show compliance.

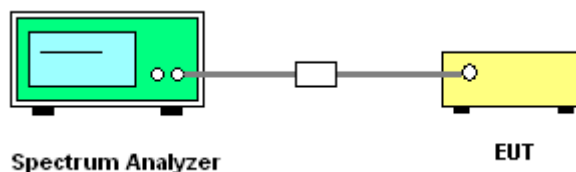
3.1.2 Measuring Instruments

The measuring equipment is listed in the section 4 of this test report.

3.1.3 Test Procedures

1. The testing follows FCC KDB 789033 D02 General UNII Test Procedures New Rules v01r04. Section C) Emission bandwidth
2. Set RBW = approximately 1% of the emission bandwidth.
3. Set the VBW > RBW.
4. Detector = Peak.
5. Trace mode = max hold
6. Measure the maximum width of the emission that is 26 dB down from the peak of the emission. Compare this with the RBW setting of the analyzer. Readjust RBW and repeat measurement as needed until the RBW/EBW ratio is approximately 1%.
7. For 99% Bandwidth Measurement, the spectrum analyzer's resolution bandwidth (RBW) is set 1MHz and set the Video bandwidth (VBW) $\geq 3 * RBW$.
8. Measure and record the results in the test report.

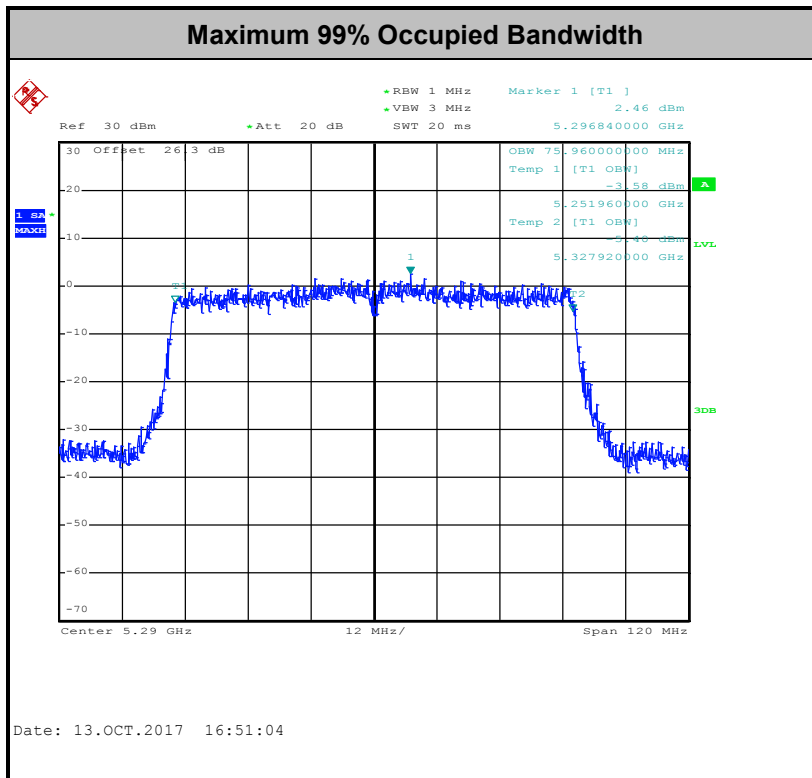
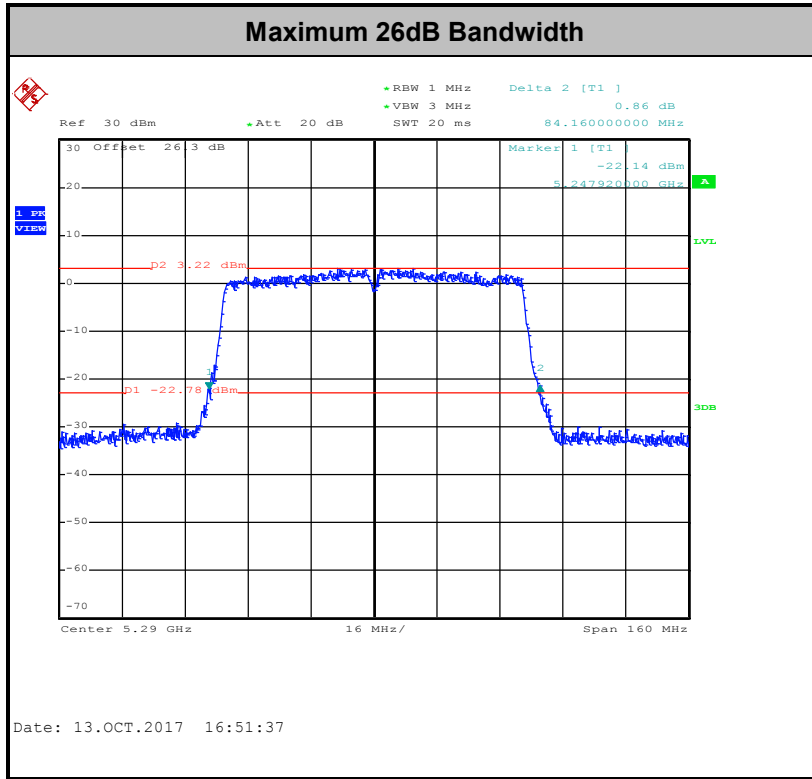
3.1.4 Test Setup





3.1.5 Test Result of 26dB & 99% Occupied Bandwidth Plots

Please refer to Appendix A.



Note : The occupied channel bandwidth is maintained within the band of operation for all of the modulations.



3.2 Maximum Conducted Output Power Measurement

3.2.1 Limit of Maximum Conducted Output Power

<FCC 14-30 CFR 15.407>

For mobile and portable client devices in the 5.15–5.25 GHz band, the maximum conducted output power over the frequency band of operation shall not exceed 250 mW.

For the 5.25–5.725 GHz bands, the maximum conducted output power over the frequency bands of operation shall not exceed the lesser of 250 mW or $11 \text{ dBm} + 10 \log B$, where B is the 26 dB emission bandwidth in megahertz.

If transmitting antennas of directional gain greater than 6 dBi are used, the peak output power shall be reduced by the amount in dB that the directional gain of the antenna exceeds 6 dBi.

Note that U-NII-2 band, devices with a maximum e.i.r.p. greater than 500 mW shall implement TPC in order to have the capability to operate at least 6 dB below the maximum permitted e.i.r.p. of 1 W.

For Straddle Channel, According to KDB 789033 D02 General UNII Test Procedures New Rules v01r04. If the power and PSD of the devices are uniform and comply with the lower limits specified for the U-NII-2 bands, a single measurement over the entire emission bandwidth can be performed to show compliance.

3.2.2 Measuring Instruments

The measuring equipment is listed in the section 4 of this test report.

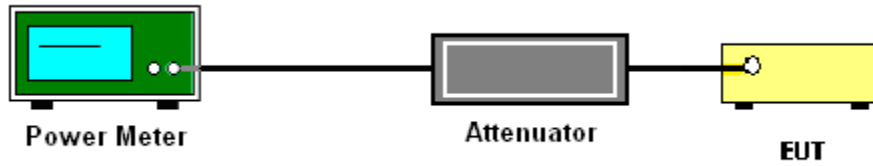
3.2.3 Test Procedures

The testing follows Method PM of FCC KDB 789033 D02 General UNII Test Procedures New Rules v01r04.

Method PM (Measurement using an RF average power meter):

1. Measurement is performed using a wideband RF power meter.
2. The EUT is configured to transmit continuously with a consistent duty cycle at its maximum power control level.
3. Measure the average power of the transmitter, and the average power is corrected with duty factor, $10 \log(1/x)$, where x is the duty cycle.

3.2.4 Test Setup



3.2.5 Test Result of Maximum Conducted Output Power

Please refer to Appendix A.



3.3 Power Spectral Density Measurement

3.3.1 Limit of Power Spectral Density

<FCC 14-30 CFR 15.407>

For mobile and portable client devices in the 5.15–5.25 GHz band, the maximum power spectral density shall not exceed 11dBm in any 1 megahertz band.

For the 5.25–5.725 GHz bands, the maximum power spectral density shall not exceed 11 dBm in any 1 megahertz band.

If transmitting antennas of directional gain greater than 6 dBi are used, the peak output power shall be reduced by the amount in dB that the directional gain of the antenna exceeds 6 dBi.

For Straddle Channel, According to KDB 789033 D02 General UNII Test Procedures New Rules v01r04, If the power and PSD of the devices are uniform and comply with the lower limits specified for the U-NII-2 bands, a single measurement over the entire emission bandwidth can be performed to show compliance.

3.3.2 Measuring Instruments

The measuring equipment is listed in the section 4 of this test report.

3.3.3 Test Procedures

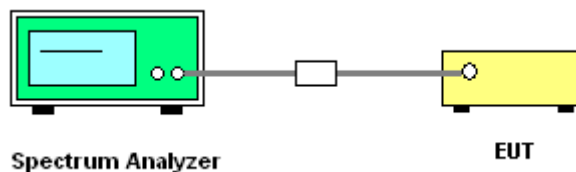
The testing follows FCC KDB 789033 D02 General UNII Test Procedures New Rules v01r04.
Section F) Maximum power spectral density.

Method SA-2

(trace averaging across on and off times of the EUT transmissions, followed by duty cycle correction).

1. The testing follows Method SA-2 of FCC KDB 789033 D02 General UNII Test Procedures New Rules v01r04.
 - Measure the duty cycle.
 - Set span to encompass the entire emission bandwidth (EBW) of the signal.
 - Set RBW = 1 MHz.
 - Set VBW \geq 3 MHz.
 - Number of points in sweep \geq 2 Span / RBW.
 - Sweep time = auto.
 - Detector = RMS
 - Trace average at least 100 traces in power averaging mode.
 - Add $10 \log(1/x)$, where x is the duty cycle, to the measured power in order to compute the average power during the actual transmission times. For example, add $10 \log(1/0.25) = 6$ dB if the duty cycle is 25 percent.
2. The RF output of EUT was connected to the spectrum analyzer by a low loss cable.
3. Each plot has already offset with cable loss, and attenuator loss. Measure the PPSD and record it.

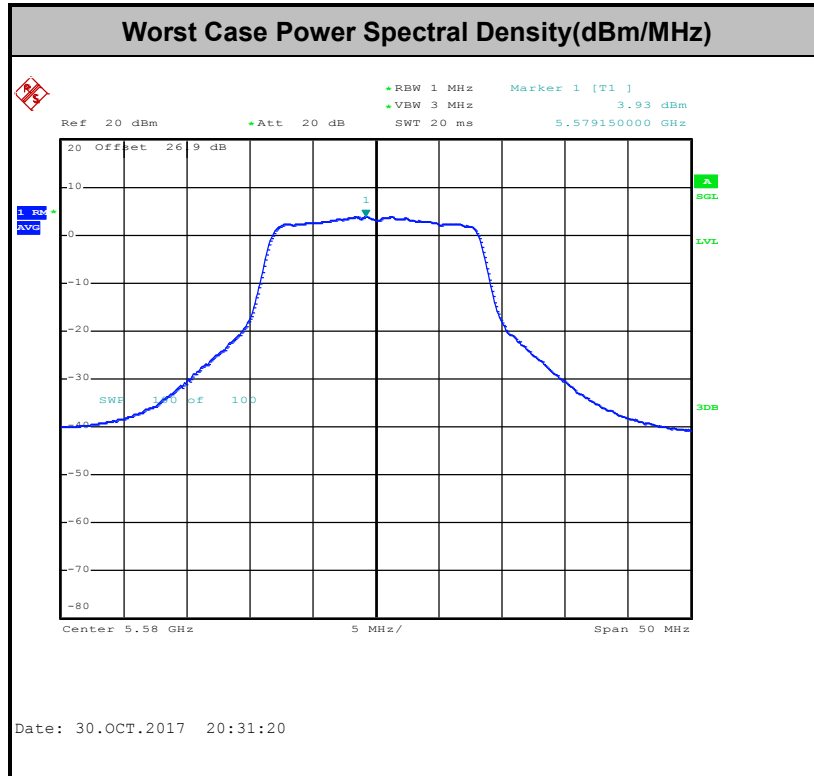
3.3.4 Test Setup





3.3.5 Test Result of Power Spectral Density

Please refer to Appendix A.



Note: Average Power Density (dB) = Measured value+ Duty Factor



3.4 Unwanted Radiated Emission Measurement

This section is to measure unwanted emissions through radiated measurement for band edge spurious emissions and out of band emissions measurement.

3.4.1 Limit of Unwanted Emissions

- (1) For transmitters operating in the 5150-5250 MHz band: all emissions outside of the 5150-5350 MHz band shall not exceed an EIRP of -27dBm/MHz.

For transmitters operating in the 5250-5350 MHz band: all emissions outside of the 5150-5350 MHz band shall not exceed an EIRP of -27 dBm/MHz. Devices operating in the 5250-5350 MHz band that generate emissions in the 5150-5250 MHz band must meet all applicable technical requirements for operation in the 5150-5250 MHz band (including indoor use) or alternatively meet an out-of-band emission EIRP limit of -27 dBm/MHz in the 5150-5250 MHz band.

For transmitters operating in the 5470-5725MHz band: all emissions outside of the 5470-5725MHz band shall not exceed an EIRP of -27 dBm/MHz.

- (2) Unwanted spurious emissions fallen in restricted bands shall comply with the general field strength limits as below table,

| Frequency (MHz) | Field Strength (microvolts/meter) | Measurement Distance (meters) |
|-----------------|-----------------------------------|-------------------------------|
| 0.009 – 0.490 | 2400/F(kHz) | 300 |
| 0.490 – 1.705 | 24000/F(kHz) | 30 |
| 1.705 – 30.0 | 30 | 30 |
| 30 – 88 | 100 | 3 |
| 88 – 216 | 150 | 3 |
| 216 - 960 | 200 | 3 |
| Above 960 | 500 | 3 |

Note: The following formula is used to convert the EIRP to field strength.

$$E = \frac{1000000\sqrt{30P}}{3} \mu\text{V/m, where P is the eirp (Watts)}$$



| EIRP (dBm) | Field Strength at 3m (dBμV/m) |
|------------|-------------------------------|
| -17 | 78.3 |
| - 27 | 68.3 |

(3) KDB789033 D02 v01r04 G)2)c)

- (i) Sections 15.407(b)(1) to (b)(3) specify the unwanted emission limits for the U-NII-1 and U-NII-2 bands. As specified, emissions above 1000 MHz that are outside of the restricted bands are subject to a peak emission limit of -27 dBm/MHz.³
- (ii) Section 15.407(b)(4) specifies the unwanted emission limit for the U-NII-3 band. A band emissions mask is specified in Section 15.407(b)(4)(i). The emission limits are in terms of a Peak detector. An alternative to the band emissions mask is specified in Section 15.407(b)(4)(ii). The alternative limits are based on the highest antenna gain specified in the filing. There are also marketing and importation restrictions for the devices using the alternative limit.⁴

Note 3: An out-of-band emission that complies with both the average and peak limits of Section 15.209 is not required to satisfy the -27 dBm/MHz peak emission limit.

Note 4: Only devices with antenna gains of 10 dBi or less may be approved using the emission limits specified in Section 15.247(d) till March 2, 2018; all other devices operating in this band must use the mask specified in Section 15.407(b)(4)(i).

3.4.2 Measuring Instruments

The measuring equipment is listed in the section 4 of this test report.



3.4.3 Test Procedures

1. The testing follows FCC KDB 789033 D02 General UNII Test Procedures New Rules v01r04. Section G) Unwanted emissions measurement.

(1) Procedure for Unwanted Emissions Measurements Below 1000MHz

- RBW = 120 kHz
- VBW = 300 kHz
- Detector = Peak
- Trace mode = max hold

(2) Procedure for Peak Unwanted Emissions Measurements Above 1000 MHz

- RBW = 1 MHz
- VBW \geq 3 MHz
- Detector = Peak
- Sweep time = auto
- Trace mode = max hold

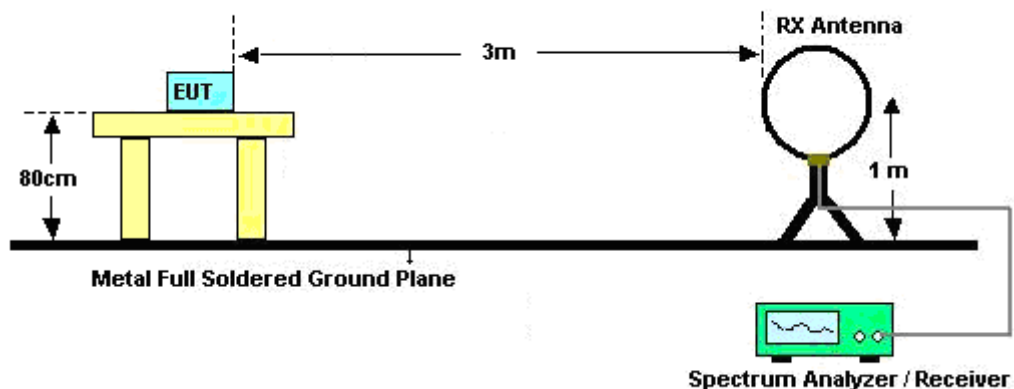
(3) Procedures for Average Unwanted Emissions Measurements Above 1000MHz

- RBW = 1 MHz
- VBW = 10 Hz, when duty cycle is no less than 98 percent.
- VBW \geq 1/T, when duty cycle is less than 98 percent where T is the minimum transmission duration over which the transmitter is on and is transmitting at its maximum power control level for the tested mode of operation.

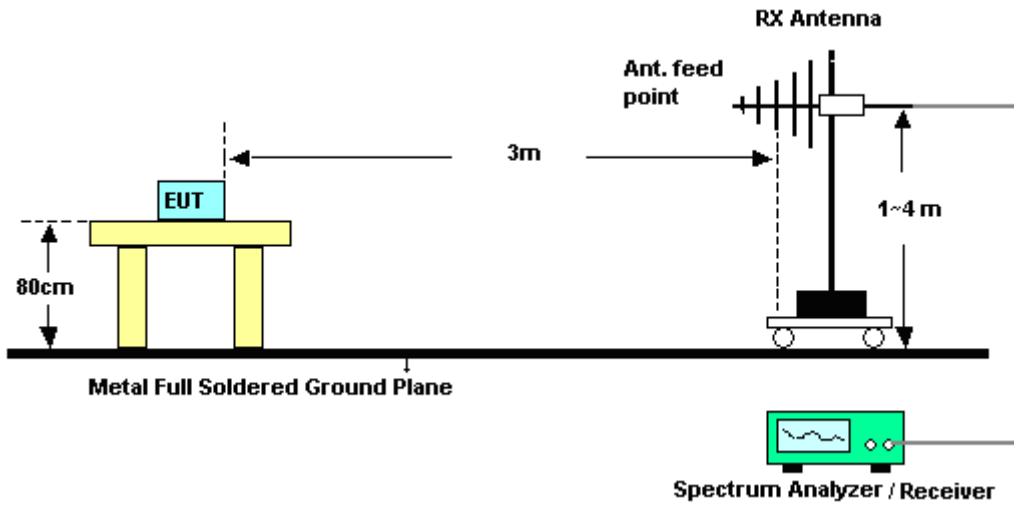
2. The EUT was placed on a turntable with 0.8 meter for frequency below 1GHz and 1.5 meter for frequency above 1GHz respectively above ground.
3. The EUT was set 3 meters from the interference receiving antenna which was mounted on the top of a variable height antenna tower.
4. The antenna is a broadband antenna and its height is adjusted between one meter and four meters above ground to find the maximum value of the field strength for both horizontal polarization and vertical polarization of the antenna.
5. For each suspected emission, the EUT was arranged to its worst case and then adjust the antenna tower (from 1 m to 4 m) and turntable (from 0 degree to 360 degrees) to find the maximum reading.
6. For testing below 1GHz, if the emission level of the EUT in peak mode was 3 dB lower than the limit specified, then peak values of EUT will be reported, otherwise, the emissions will be repeated one by one using the CISPR quasi-peak method and reported.
7. For testing above 1GHz, the emission level of the EUT in peak mode was 20dB lower than average limit (that means the emission level in average mode also complies with the limit in average mode), then peak values of EUT will be reported, otherwise, the emissions will be measured in average mode again and reported.

3.4.4 Test Setup

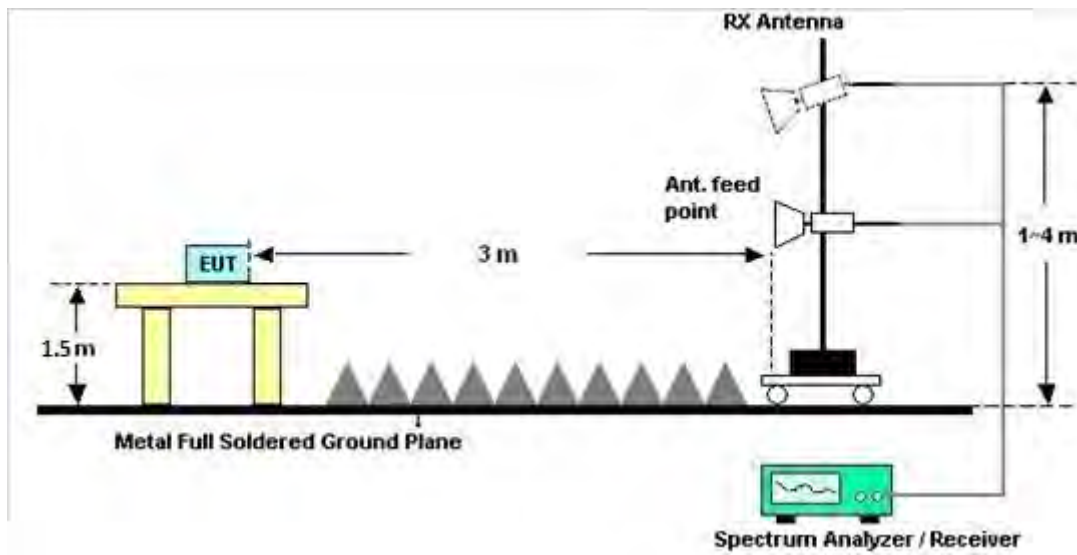
For radiated emissions below 30MHz



For radiated emissions from 30MHz to 1GHz



For radiated emissions above 1GHz





3.4.5 Test Results of Radiated Spurious Emissions (9 kHz ~ 30 MHz)

The low frequency, which started from 9 kHz to 30MHz, was pre-scanned and the result which was 20dB lower than the limit line was not reported.

There is a comparison data of both open-field test site and semi-Anechoic chamber, and the result came out very similar.

3.4.6 Test Result of Radiated Spurious at Band Edges

Please refer to Appendix C and D.

3.4.7 Duty Cycle

Please refer to Appendix E.

3.4.8 Test Result of Radiated Spurious Emissions (30MHz ~ 10th Harmonic)

Please refer to Appendix C and D.



3.5 AC Conducted Emission Measurement

3.5.1 Limit of AC Conducted Emission

For equipment that is designed to be connected to the public utility (AC) power line, the radio frequency voltage that is conducted back onto the AC power line on any frequency or frequencies within the band 150 kHz to 30 MHz shall not exceed the limits in the following table.

| Frequency of emission (MHz) | Conducted limit (dB μ V) | |
|-----------------------------|------------------------------|-----------|
| | Quasi-peak | Average |
| 0.15-0.5 | 66 to 56* | 56 to 46* |
| 0.5-5 | 56 | 46 |
| 5-30 | 60 | 50 |

*Decreases with the logarithm of the frequency.

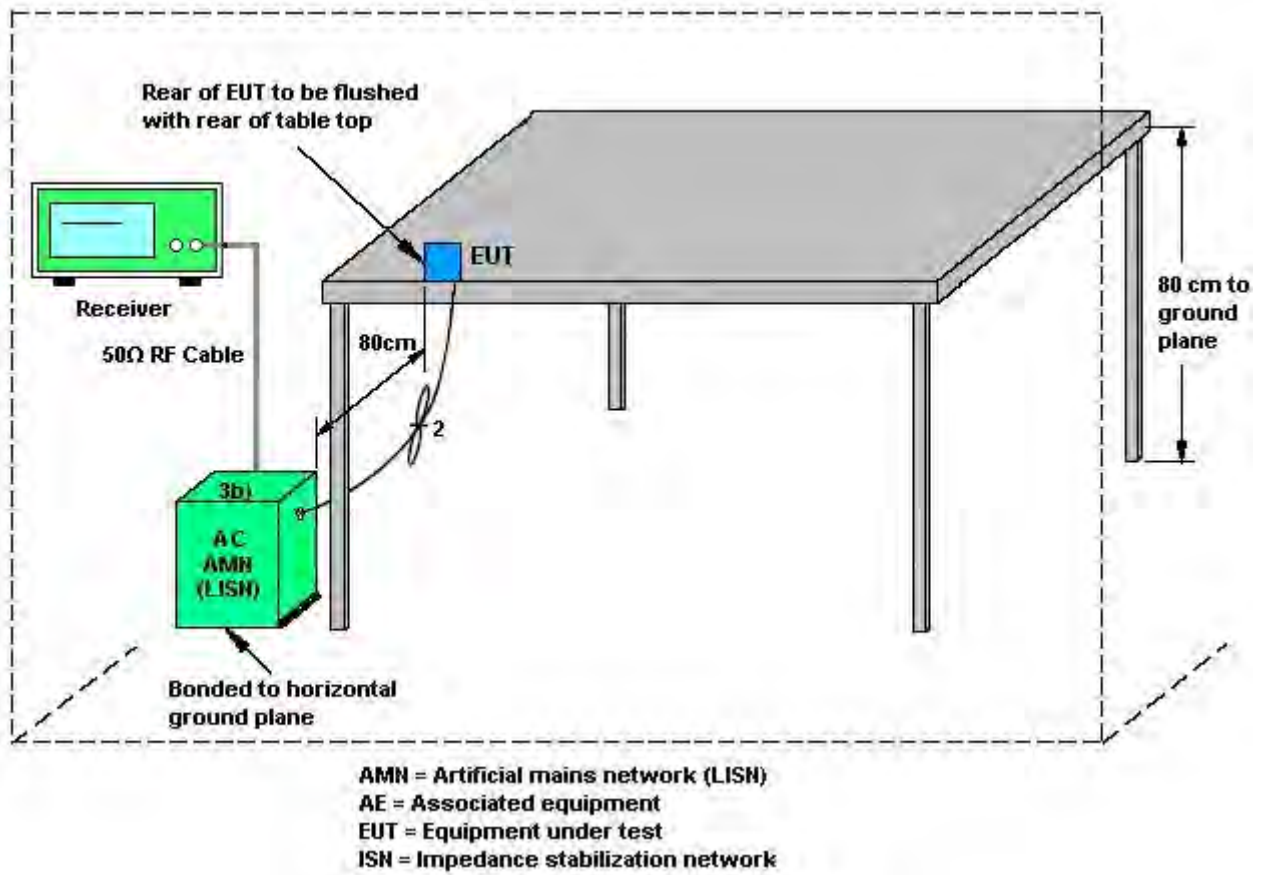
3.5.2 Measuring Instruments

The measuring equipment is listed in the section 4 of this test report.

3.5.3 Test Procedures

1. The EUT was placed 0.4 meter from the conducting wall of the shielding room was kept at least 80 centimeters from any other grounded conducting surface.
2. Connect EUT to the power mains through a line impedance stabilization network (LISN).
3. All the support units are connecting to the other LISN.
4. The LISN provides 50 ohm coupling impedance for the measuring instrument.
5. The FCC states that a 50 ohm, 50 microhenry LISN should be used.
6. Both sides of AC line were checked for maximum conducted interference.
7. The frequency range from 150 kHz to 30 MHz was searched.
8. Set the test-receiver system to Peak Detect Function and specified bandwidth with Maximum Hold Mode.

3.5.4 Test Setup



3.5.5 Test Result of AC Conducted Emission

Please refer to Appendix B.



3.6 Automatically Discontinue Transmission

3.6.1 Limit of Automatically Discontinue Transmission

The device shall automatically discontinue transmission in case of either absence of information to transmit or operational failure. These provisions are not intended to preclude the transmission of control or signaling information or the use of repetitive codes used by certain digital technologies to complete frame or burst intervals. Applicants shall include in their application for equipment authorization to describe how this requirement is met.

3.6.2 Measuring Instruments

The measuring equipment is listed in the section 4 of this test report.

3.6.3 Test Result of Automatically Discontinue Transmission

While the EUT is not transmitting any information, the EUT can automatically discontinue transmission and become standby mode for power saving. The EUT can detect the controlling signal of ACK message transmitting from remote device and verify whether it shall resend or discontinue transmission.



3.7 Antenna Requirements

3.7.1 Standard Applicable

If transmitting antenna directional gain is greater than 6 dBi, both the peak transmit power and the peak power spectral density shall be reduced by the amount in dB that the directional gain of the antenna exceeds 6 dBi.

3.7.2 Antenna Anti-Replacement Construction

An embedded-in antenna design is used.

3.7.3 Antenna Gain

The antenna gain is less than 6 dBi. Therefore, it is not necessary to reduce maximum peak output power limit.



4 List of Measuring Equipments

| Instrument | Manufacturer | Model No. | Serial No. | Characteristics | Calibration Date | Test Date | Due Date | Remark |
|----------------------|-----------------|-------------------------|-----------------|-------------------------------------|------------------|----------------------------------|---------------|--------------------------|
| Power Meter | Anritsu | ML2495A | 1240001 | N/A | Sep. 07, 2017 | Sep. 25, 2017 ~ Oct. 20, 2017 | Sep. 06, 2018 | Conducted (TH05-HY) |
| Power Sensor | Anritsu | MA2411B | 1207349 | 300MHz~40GHz | Sep. 07, 2017 | Sep. 25, 2017 ~ Oct. 20, 2017 | Sep. 06, 2018 | Conducted (TH05-HY) |
| Spectrum Analyzer | Rohde & Schwarz | FSP30 | 101067 | 9kHz ~ 30GHz | Nov. 17, 2016 | Sep. 25, 2017 ~ Oct. 20, 2017 | Nov. 16, 2017 | Conducted (TH05-HY) |
| Hygrometer | TECEPEL | DTM-303B | TP157151 | N/A | Mar. 20, 2017 | Sep. 25, 2017 ~ Oct. 20, 2017 | Mar. 19, 2018 | Conducted (TH05-HY) |
| RF Cable | HUBER + SUHNER | SUCOFLEX 104 | MY84209521 | 1GHz~26GHz | Dec. 02, 2016 | Sep. 25, 2017 ~ Oct. 20, 2017 | Dec. 01, 2017 | Conducted (TH05-HY) |
| Temperature Chamber | ESPEC | SH-641 | 92013720 | -40°C ~90°C | Aug. 28, 2017 | Sep. 25, 2017 ~ Oct. 20, 2017 | Aug. 27, 2018 | Conducted (TH05-HY) |
| AC Power Source | ChainTek | APC-1000W | N/A | N/A | N/A | Oct. 14, 2017 | N/A | Conduction (CO05-HY) |
| EMI Test Receiver | Rohde & Schwarz | ESCI 7 | 100724 | 9kHz~7GHz | Sep. 20, 2017 | Oct. 14, 2017 | Sep. 19, 2018 | Conduction (CO05-HY) |
| Hygrometer | Testo | 608-H1 | 34913912 | N/A | Mar. 20, 2017 | Oct. 14, 2017 | Mar. 19, 2018 | Conduction (CO05-HY) |
| LISN | Rohde & Schwarz | ENV216 | 100080 | 9kHz~30MHz | Nov. 29, 2016 | Oct. 14, 2017 | Nov. 28, 2017 | Conduction (CO05-HY) |
| LF Cable | HUBER + SUHNER | RG-214/U | LF01 | N/A | Jan. 05, 2017 | Oct. 14, 2017 | Jan. 04, 2018 | Conduction (CO05-HY) |
| Test Software | N/A | EMC32 | 8.40.0 | N/A | N/A | Oct. 14, 2017 | N/A | Conduction (CO05-HY) |
| Loop Antenna | Rohde & Schwarz | HFH2-Z2 | 100488 | 9 kHz~30 MHz | Oct. 20, 2016 | Sep. 27, 2017 ~ Sep. 29, 2017 | Oct. 19, 2018 | Radiation (03CH11-HY) |
| Bilog Antenna | TESEQ | CBL 6111D&N-6-06 | 35414&AT-N 0602 | 30MHz~1GHz | Oct. 15, 2016 | Sep. 27, 2017 ~ Sep. 29, 2017 | Oct. 14, 2017 | Radiation (03CH11-HY) |
| Horn Antenna | SCHWARZBECK | BBHA 9120 D | 9120D-1326 | 1GHz ~ 18GHz | Oct. 07, 2016 | Sep. 27, 2017 ~ Sep. 29, 2017 | Oct. 06, 2017 | Radiation (03CH11-HY) |
| SHF-EHF Horn Antenna | SCHWARZBECK | BBHA 9170 | BBHA917058 4 | 18GHz- 40GHz | Nov. 08, 2016 | Sep. 27, 2017 ~ Sep. 29, 2017 | Nov. 07, 2017 | Radiation (03CH11-HY) |
| Spectrum Analyzer | Keysight | N9010A | MY54200486 | 10Hz ~ 44GHz | Oct. 12, 2016 | Sep. 27, 2017 ~ Sep. 29, 2017 | Oct. 11, 2017 | Radiation (03CH11-HY) |
| EMI Test Receiver | Agilent | N9038A(MXE) | MY53290053 | 20Hz to 26.5GHz | Jan. 12, 2017 | Sep. 27, 2017 ~ Sep. 29, 2017 | Jan. 11, 2018 | Radiation (03CH11-HY) |
| Amplifier | MITEQ | TTA1840-35-H G | 1871923 | 18GHz~40GHz, VSWR : 2.5:1 max | Jul. 18, 2017 | Sep. 27, 2017 ~ Sep. 29, 2017 | Jul. 17, 2018 | Radiation (03CH11-HY) |
| Amplifier | SONOMA | 310N | 187312 | 9kHz~1GHz | Nov. 10, 2016 | Sep. 27, 2017 ~ Sep. 29, 2017 | Nov. 09, 2017 | Radiation (03CH11-HY) |
| Preamplifier | MITEQ | AMF-7D-0010 1800-30-10P | 1902247 | 1GHz~18GHz | Jun. 23, 2017 | Sep. 27, 2017 ~ Sep. 29, 2017 | Jun. 22, 2018 | Radiation (03CH11-HY) |
| Preamplifier | Keysight | 83017A | MY53270080 | 1GHz~26.5GHz | Nov. 10, 2016 | Sep. 27, 2017 ~ Sep. 29, 2017 | Nov. 09, 2017 | Radiation (03CH11-HY) |



| Instrument | Manufacturer | Model No. | Serial No. | Characteristics | Calibration Date | Test Date | Due Date | Remark |
|---------------|-------------------|--------------------------------------|--|----------------------------------|------------------|----------------------------------|---------------|--------------------------|
| Hygrometer | TECPEL | DTM-303B | TP140349 | N/A | Nov. 14, 2016 | Sep. 27, 2017 ~ Sep. 29, 2017 | Nov. 13, 2017 | Radiation (03CH11-HY) |
| RF Cable | HUBER + SUHNER | SUCOFLEX 104 | MY24958/4, MY28653/4, MY9839/4PE | 26GHz~40GHz | Jan. 10, 2017 | Sep. 27, 2017 ~ Sep. 29, 2017 | Jan. 09, 2018 | Radiation (03CH11-HY) |
| RF Cable | HUBER + SUHNER | SUCOFLEX 104 | MY24958/4, MY28653/4, MY9839/4PE | 1GHz~26GHz | Jan. 10, 2017 | Sep. 27, 2017 ~ Sep. 29, 2017 | Jan. 09, 2018 | Radiation (03CH11-HY) |
| RF Cable | HUBER + SUHNER | SUCOFLEX 104 | MY24958/4, MY28653/4, MY9839/4PE | 30MHz~1GHz | Jan. 10, 2017 | Sep. 27, 2017 ~ Sep. 29, 2017 | Jan. 09, 2018 | Radiation (03CH11-HY) |
| Controller | EMEC | EM 1000 | N/A | Control Turn table & Ant Mast | N/A | Sep. 27, 2017 ~ Sep. 29, 2017 | N/A | Radiation (03CH11-HY) |
| Antenna Mast | EMEC | AM-BS-4500-B | N/A | 1~4m | N/A | Sep. 27, 2017 ~ Sep. 29, 2017 | N/A | Radiation (03CH11-HY) |
| Turn Table | EMEC | TT 2000 | N/A | 0~360 Degree | N/A | Sep. 27, 2017 ~ Sep. 29, 2017 | N/A | Radiation (03CH11-HY) |
| Test Software | Audix | E3 | 6.2009-8-24 | N/A | N/A | Sep. 27, 2017 ~ Sep. 29, 2017 | N/A | Radiation (03CH11-HY) |
| Filter | Wainwright | WLKS1200-12 SS | SN2 | 1.2G Low Pass | Mar. 24, 2017 | Sep. 27, 2017 ~ Sep. 29, 2017 | Mar. 23, 2018 | Radiation (03CH11-HY) |
| Filter | Wainwright | WHKX12-2700 -3000-18000-6 0SS | SN2 | 3G High Pass | Sep. 18, 2017 | Sep. 27, 2017 ~ Sep. 29, 2017 | Sep. 17, 2018 | Radiation (03CH11-HY) |
| Filter | Woken | WHKX8-5272. 5-6750-18000- 40ST | SN2 | 6.75G Highpass | Mar. 22, 2017 | Sep. 27, 2017 ~ Sep. 29, 2017 | Mar. 21, 2018 | Radiation (03CH11-HY) |



5 Uncertainty of Evaluation

Uncertainty of Conducted Emission Measurement (150kHz ~ 30MHz)

| | |
|---|------|
| Measuring Uncertainty for a Level of Confidence of 95% ($U = 2Uc(y)$) | 2.70 |
|---|------|

Uncertainty of Radiated Emission Measurement (30 MHz ~ 1000 MHz)

| | |
|---|------|
| Measuring Uncertainty for a Level of Confidence of 95% ($U = 2Uc(y)$) | 5.20 |
|---|------|

Uncertainty of Radiated Emission Measurement (1000 MHz ~ 18000 MHz)

| | |
|---|------|
| Measuring Uncertainty for a Level of Confidence of 95% ($U = 2Uc(y)$) | 5.50 |
|---|------|

Uncertainty of Radiated Emission Measurement (18000 MHz ~ 40000 MHz)

| | |
|---|------|
| Measuring Uncertainty for a Level of Confidence of 95% ($U = 2Uc(y)$) | 5.20 |
|---|------|

Appendix A. Test Result of Conducted Test Items

| | | | | |
|----------------|-----------------------|--------------------|-------|----|
| Test Engineer: | AC Chang /Aking chang | Temperature: | 21~25 | °C |
| Test Date: | 2017/9/25~2017/11/02 | Relative Humidity: | 51~54 | % |

TEST RESULTS DATA
26dB and 99% OBW

| Band I | | | | | | | | | | |
|--------|-----------|-----|-----|-------------|---------------------|-----------------------|------------------------------------|-----------------------------------|--|--|
| Mod. | Data Rate | NTX | CH. | Freq. (MHz) | 99% Bandwidth (MHz) | 26 dB Bandwidth (MHz) | IC 99% Bandwidth Power Limit (dBm) | IC 99% Bandwidth EIRP Limit (dBm) | | |
| 11a | 6Mbps | 1 | 36 | 5180 | 17.45 | 25.55 | - | 22.42 | | |
| 11a | 6Mbps | 1 | 44 | 5220 | 17.40 | 25.20 | - | 22.41 | | |
| 11a | 6Mbps | 1 | 48 | 5240 | 17.55 | 26.05 | - | 22.44 | | |
| VHT20 | MCS0 | 1 | 36 | 5180 | 18.55 | 26.40 | - | 22.68 | | |
| VHT20 | MCS0 | 1 | 44 | 5220 | 18.70 | 26.35 | - | 22.72 | | |
| VHT20 | MCS0 | 1 | 48 | 5240 | 18.65 | 26.10 | - | 22.71 | | |
| VHT40 | MCS0 | 1 | 38 | 5190 | 36.70 | 42.03 | - | 23.01 | | |
| VHT40 | MCS0 | 1 | 46 | 5230 | 36.60 | 41.94 | - | 23.01 | | |
| VHT80 | MCS0 | 1 | 42 | 5210 | 75.84 | 83.52 | - | 23.01 | | |

TEST RESULTS DATA
Average Power Table

| FCC Band I | | | | | | | | | | |
|------------|-----------|-----|-----|-------------|------------------|-------------------------------|---------------------------------|----------|--|-----------|
| Mod. | Data Rate | NTX | CH. | Freq. (MHz) | Duty Factor (dB) | Average Conducted Power (dBm) | FCC Conducted Power Limit (dBm) | DG (dBi) | | Pass/Fail |
| 11a | 6Mbps | 1 | 36 | 5180 | 0.23 | 14.94 | 24.00 | -2.20 | | Pass |
| 11a | 6Mbps | 1 | 44 | 5220 | 0.23 | 14.88 | 24.00 | -2.20 | | Pass |
| 11a | 6Mbps | 1 | 48 | 5240 | 0.23 | 14.84 | 24.00 | -2.20 | | Pass |
| HT20 | MCS0 | 1 | 36 | 5180 | 0.25 | 13.85 | 24.00 | -2.20 | | Pass |
| HT20 | MCS0 | 1 | 44 | 5220 | 0.25 | 13.65 | 24.00 | -2.20 | | Pass |
| HT20 | MCS0 | 1 | 48 | 5240 | 0.25 | 13.67 | 24.00 | -2.20 | | Pass |
| HT40 | MCS0 | 1 | 38 | 5190 | 0.40 | 12.65 | 24.00 | -2.20 | | Pass |
| HT40 | MCS0 | 1 | 46 | 5230 | 0.40 | 12.63 | 24.00 | -2.20 | | Pass |
| VHT20 | MCS0 | 1 | 36 | 5180 | 0.22 | 13.92 | 24.00 | -2.20 | | Pass |
| VHT20 | MCS0 | 1 | 44 | 5220 | 0.22 | 13.74 | 24.00 | -2.20 | | Pass |
| VHT20 | MCS0 | 1 | 48 | 5240 | 0.22 | 13.71 | 24.00 | -2.20 | | Pass |
| VHT40 | MCS0 | 1 | 38 | 5190 | 0.49 | 12.73 | 24.00 | -2.20 | | Pass |
| VHT40 | MCS0 | 1 | 46 | 5230 | 0.49 | 12.71 | 24.00 | -2.20 | | Pass |
| VHT80 | MCS0 | 1 | 42 | 5210 | 0.46 | 11.56 | 24.00 | -2.20 | | Pass |

TEST RESULTS DATA
Power Spectral Density

| FCC Band I | | | | | | | | | | |
|------------|-----------|-----|-----|-------------|------------------|---------------------------------|-----------------------------|----------|---|-----------|
| Mod. | Data Rate | NTX | CH. | Freq. (MHz) | Duty Factor (dB) | Average Power Density (dBm/MHz) | Average PSD Limit (dBm/MHz) | DG (dBi) | - | Pass/Fail |
| 11a | 6Mbps | 1 | 36 | 5180 | 0.23 | 2.81 | 11.00 | -2.20 | | Pass |
| 11a | 6Mbps | 1 | 44 | 5220 | 0.23 | 3.23 | 11.00 | -2.20 | | Pass |
| 11a | 6Mbps | 1 | 48 | 5240 | 0.23 | 3.55 | 11.00 | -2.20 | | Pass |
| VHT20 | MCS0 | 1 | 36 | 5180 | 0.22 | 2.86 | 11.00 | -2.20 | | Pass |
| VHT20 | MCS0 | 1 | 44 | 5220 | 0.22 | 2.31 | 11.00 | -2.20 | | Pass |
| VHT20 | MCS0 | 1 | 48 | 5240 | 0.22 | 2.34 | 11.00 | -2.20 | | Pass |
| VHT40 | MCS0 | 1 | 38 | 5190 | 0.49 | -1.16 | 11.00 | -2.20 | | Pass |
| VHT40 | MCS0 | 1 | 46 | 5230 | 0.49 | -1.23 | 11.00 | -2.20 | | Pass |
| VHT80 | MCS0 | 1 | 42 | 5210 | 0.46 | -5.85 | 11.00 | -2.20 | | Pass |

TEST RESULTS DATA
26dB and 99% OBW

| Band II | | | | | | | | | | |
|---------|-----------|-----|-----|-------------|---------------------|-----------------------|------------------------------------|-----------------------------------|--------------------------------------|------|
| Mod. | Data Rate | NTX | CH. | Freq. (MHz) | 99% Bandwidth (MHz) | 26 dB Bandwidth (MHz) | IC 99% Bandwidth Power Limit (dBm) | IC 99% Bandwidth EIRP Limit (dBm) | FCC 26dB Bandwidth Power Limit (dBm) | Note |
| 11a | 6M bps | 1 | 52 | 5260 | 17.50 | 26.00 | 23.43 | 29.43 | 23.98 | |
| 11a | 6M bps | 1 | 60 | 5300 | 17.55 | 26.15 | 23.44 | 29.44 | 23.98 | |
| 11a | 6M bps | 1 | 64 | 5320 | 17.60 | 25.50 | 23.46 | 29.46 | 23.98 | |
| VHT20 | MCS 0 | 1 | 52 | 5260 | 18.70 | 25.45 | 23.72 | 29.72 | 23.98 | |
| VHT20 | MCS 0 | 1 | 60 | 5300 | 18.60 | 26.75 | 23.70 | 29.70 | 23.98 | |
| VHT20 | MCS 0 | 1 | 64 | 5320 | 18.70 | 26.40 | 23.72 | 29.72 | 23.98 | |
| VHT40 | MCS 0 | 1 | 54 | 5270 | 36.50 | 42.12 | 23.98 | 30.00 | 23.98 | |
| VHT40 | MCS 0 | 1 | 62 | 5310 | 36.60 | 42.03 | 23.98 | 30.00 | 23.98 | |
| VHT80 | MCS 0 | 1 | 58 | 5290 | 75.96 | 84.16 | 23.98 | 30.00 | 23.98 | |

TEST RESULTS DATA
Average Power Table

| FCC Band II | | | | | | | | | | |
|-------------|-----------|-----|-----|-------------|------------------|-------------------------------|---------------------------------|----------|------------------------|-----------|
| Mod. | Data Rate | NTX | CH. | Freq. (MHz) | Duty Factor (dB) | Average Conducted Power (dBm) | FCC Conducted Power Limit (dBm) | DG (dBi) | EIRP Power Limit (dBm) | Pass/Fail |
| 11a | 6M bps | 1 | 52 | 5260 | 0.23 | 14.70 | 23.98 | -2.60 | 26.99 | Pass |
| 11a | 6M bps | 1 | 60 | 5300 | 0.23 | 14.67 | 23.98 | -2.60 | 26.99 | Pass |
| 11a | 6M bps | 1 | 64 | 5320 | 0.23 | 14.75 | 23.98 | -2.60 | 26.99 | Pass |
| HT20 | MCS 0 | 1 | 52 | 5260 | 0.25 | 13.86 | 23.98 | -2.60 | 26.99 | Pass |
| HT20 | MCS 0 | 1 | 60 | 5300 | 0.25 | 13.81 | 23.98 | -2.60 | 26.99 | Pass |
| HT20 | MCS 0 | 1 | 64 | 5320 | 0.25 | 13.89 | 23.98 | -2.60 | 26.99 | Pass |
| HT40 | MCS 0 | 1 | 54 | 5270 | 0.40 | 12.50 | 23.98 | -2.60 | 26.99 | Pass |
| HT40 | MCS 0 | 1 | 62 | 5310 | 0.40 | 12.50 | 23.98 | -2.60 | 26.99 | Pass |
| VHT20 | MCS 0 | 1 | 52 | 5260 | 0.22 | 13.93 | 23.98 | -2.60 | 26.99 | Pass |
| VHT20 | MCS 0 | 1 | 60 | 5300 | 0.22 | 13.90 | 23.98 | -2.60 | 26.99 | Pass |
| VHT20 | MCS 0 | 1 | 64 | 5320 | 0.22 | 13.98 | 23.98 | -2.60 | 26.99 | Pass |
| VHT40 | MCS 0 | 1 | 54 | 5270 | 0.49 | 12.56 | 23.98 | -2.60 | 26.99 | Pass |
| VHT40 | MCS 0 | 1 | 62 | 5310 | 0.49 | 12.59 | 23.98 | -2.60 | 26.99 | Pass |
| VHT80 | MCS 0 | 1 | 58 | 5290 | 0.46 | 11.53 | 23.98 | -2.60 | 26.99 | Pass |

TEST RESULTS DATA
Power Spectral Density

| Band II | | | | | | | | | | |
|---------|-----------|-----|-----|-------------|------------------|---------------------------------|-----------------------------|----------|--|-----------|
| Mod. | Data Rate | NTX | CH. | Freq. (MHz) | Duty Factor (dB) | Average Power Density (dBm/MHz) | Average PSD Limit (dBm/MHz) | DG (dBi) | | Pass/Fail |
| 11a | 6M bps | 1 | 52 | 5260 | 0.23 | 3.07 | 11.00 | -2.60 | | Pass |
| 11a | 6M bps | 1 | 60 | 5300 | 0.23 | 3.19 | 11.00 | -2.60 | | Pass |
| 11a | 6M bps | 1 | 64 | 5320 | 0.23 | 3.38 | 11.00 | -2.60 | | Pass |
| VHT20 | MCS 0 | 1 | 52 | 5260 | 0.22 | 2.41 | 11.00 | -2.60 | | Pass |
| VHT20 | MCS 0 | 1 | 60 | 5300 | 0.22 | 1.98 | 11.00 | -2.60 | | Pass |
| VHT20 | MCS 0 | 1 | 64 | 5320 | 0.22 | 2.01 | 11.00 | -2.60 | | Pass |
| VHT40 | MCS 0 | 1 | 54 | 5270 | 0.49 | -1.84 | 11.00 | -2.60 | | Pass |
| VHT40 | MCS 0 | 1 | 62 | 5310 | 0.49 | -2.00 | 11.00 | -2.60 | | Pass |
| VHT80 | MCS 0 | 1 | 58 | 5290 | 0.46 | -6.19 | 11.00 | -2.60 | | Pass |

TEST RESULTS DATA
26dB and 99% OBW

| Band III | | | | | | | | | | |
|----------|-----------|-----|-----|-------------|---------------------|-----------------------|------------------------------------|-----------------------------------|--------------------------------------|--|
| Mod. | Data Rate | NTX | CH. | Freq. (MHz) | 99% Bandwidth (MHz) | 26 dB Bandwidth (MHz) | IC 99% Bandwidth Power Limit (dBm) | IC 99% Bandwidth EIRP Limit (dBm) | FCC 26dB Bandwidth Power Limit (dBm) | 6dB Bandwidth for Straddle Channel (MHz) |
| 11a | 6M bps | 1 | 100 | 5500 | 17.65 | 26.00 | 23.47 | 29.47 | 23.98 | ---- |
| 11a | 6M bps | 1 | 116 | 5580 | 17.60 | 26.10 | 23.46 | 29.46 | 23.98 | ---- |
| 11a | 6M bps | 1 | 140 | 5700 | 17.55 | 26.75 | 23.44 | 29.44 | 23.98 | ---- |
| 11a | 6Mbps | 1 | 144 | 5720 | 17.50 | 25.90 | 23.43 | 29.43 | 23.98 | ---- |
| VHT20 | MCS 0 | 1 | 100 | 5500 | 18.75 | 26.55 | 23.73 | 29.73 | 23.98 | ---- |
| VHT20 | MCS 0 | 1 | 116 | 5580 | 18.70 | 27.20 | 23.72 | 29.72 | 23.98 | ---- |
| VHT20 | MCS 0 | 1 | 140 | 5700 | 18.90 | 28.50 | 23.76 | 29.76 | 23.98 | ---- |
| VHT20 | MCS0 | 1 | 144 | 5720 | 18.65 | 26.80 | 23.71 | 29.71 | 23.98 | ---- |
| VHT40 | MCS 0 | 1 | 102 | 5510 | 36.70 | 42.12 | 23.98 | 30.00 | 23.98 | ---- |
| VHT40 | MCS 0 | 1 | 110 | 5550 | 36.40 | 41.76 | 23.98 | 30.00 | 23.98 | ---- |
| VHT40 | MCS 0 | 1 | 134 | 5670 | 36.50 | 41.94 | 23.98 | 30.00 | 23.98 | ---- |
| VHT40 | MCS0 | 1 | 142 | 5710 | 36.60 | 41.76 | 23.98 | 30.00 | 23.98 | ---- |
| VHT80 | MCS 0 | 1 | 106 | 5530 | 75.72 | 84.00 | 23.98 | 30.00 | 23.98 | ---- |
| VHT80 | MCS 0 | 1 | 122 | 5610 | 75.72 | 82.72 | 23.98 | 30.00 | 23.98 | ---- |
| VHT80 | MCS0 | 1 | 138 | 5690 | 75.84 | 83.70 | 23.98 | 30.00 | 23.98 | ---- |

TEST RESULTS DATA
Average Power Table

| FCC Band III | | | | | | | | | | |
|--------------|-----------|-----|-----|-------------|------------------|-------------------------------|---------------------------------|----------|------------------------|-----------|
| Mod. | Data Rate | NTX | CH. | Freq. (MHz) | Duty Factor (dB) | Average Conducted Power (dBm) | FCC Conducted Power Limit (dBm) | DG (dBi) | EIRP Power Limit (dBm) | Pass/Fail |
| 11a | 6M bps | 1 | 100 | 5500 | 0.23 | 14.94 | 23.98 | -2.40 | 26.99 | Pass |
| 11a | 6M bps | 1 | 116 | 5580 | 0.23 | 14.81 | 23.98 | -2.40 | 26.99 | Pass |
| 11a | 6M bps | 1 | 140 | 5700 | 0.23 | 13.86 | 23.98 | -2.40 | 26.99 | Pass |
| 11a | 6M bps | 1 | 144 | 5720 | 0.23 | 13.78 | 23.98 | -2.40 | 26.99 | Pass |
| HT20 | MCS 0 | 1 | 100 | 5500 | 0.25 | 13.85 | 23.98 | -2.40 | 26.99 | Pass |
| HT20 | MCS 0 | 1 | 116 | 5580 | 0.25 | 13.70 | 23.98 | -2.40 | 26.99 | Pass |
| HT20 | MCS 0 | 1 | 140 | 5700 | 0.25 | 13.77 | 23.98 | -2.40 | 26.99 | Pass |
| HT20 | MCS 0 | 1 | 144 | 5720 | 0.25 | 13.76 | 23.98 | -2.40 | 26.99 | Pass |
| HT40 | MCS 0 | 1 | 102 | 5510 | 0.40 | 12.82 | 23.98 | -2.40 | 26.99 | Pass |
| HT40 | MCS 0 | 1 | 110 | 5550 | 0.40 | 12.79 | 23.98 | -2.40 | 26.99 | Pass |
| HT40 | MCS 0 | 1 | 134 | 5670 | 0.40 | 12.71 | 23.98 | -2.40 | 26.99 | Pass |
| HT40 | MCS 0 | 1 | 142 | 5710 | 0.40 | 12.66 | 23.98 | -2.40 | 26.99 | Pass |
| VHT20 | MCS 0 | 1 | 100 | 5500 | 0.22 | 13.94 | 23.98 | -2.40 | 26.99 | Pass |
| VHT20 | MCS 0 | 1 | 116 | 5580 | 0.22 | 13.76 | 23.98 | -2.40 | 26.99 | Pass |
| VHT20 | MCS 0 | 1 | 140 | 5700 | 0.22 | 13.87 | 23.98 | -2.40 | 26.99 | Pass |
| VHT20 | MCS 0 | 1 | 144 | 5720 | 0.22 | 13.83 | 23.98 | -2.40 | 26.99 | Pass |
| VHT40 | MCS 0 | 1 | 102 | 5510 | 0.49 | 12.87 | 23.98 | -2.40 | 26.99 | Pass |
| VHT40 | MCS 0 | 1 | 110 | 5550 | 0.49 | 12.80 | 23.98 | -2.40 | 26.99 | Pass |
| VHT40 | MCS 0 | 1 | 134 | 5670 | 0.49 | 12.74 | 23.98 | -2.40 | 26.99 | Pass |
| VHT40 | MCS 0 | 1 | 142 | 5710 | 0.49 | 12.75 | 23.98 | -2.40 | 26.99 | Pass |
| VHT80 | MCS 0 | 1 | 106 | 5530 | 0.46 | 11.68 | 23.98 | -2.40 | 26.99 | Pass |
| VHT80 | MCS 0 | 1 | 122 | 5610 | 0.46 | 11.70 | 23.98 | -2.40 | 26.99 | Pass |
| VHT80 | MCS 0 | 1 | 138 | 5690 | 0.46 | 11.71 | 23.98 | -2.40 | 26.99 | Pass |

TEST RESULTS DATA
Power Spectral Density

| Band III | | | | | | | | | | |
|----------|-----------|-----|-----|-------------|------------------|---------------------------------|-----------------------------|----------|--|-----------|
| Mod. | Data Rate | NTX | CH. | Freq. (MHz) | Duty Factor (dB) | Average Power Density (dBm/MHz) | Average PSD Limit (dBm/MHz) | DG (dBi) | | Pass/Fail |
| 11a | 6M bps | 1 | 100 | 5500 | 0.23 | 3.94 | 11.00 | -2.40 | | Pass |
| 11a | 6M bps | 1 | 116 | 5580 | 0.23 | 4.16 | 11.00 | -2.40 | | Pass |
| 11a | 6M bps | 1 | 140 | 5700 | 0.23 | 3.06 | 11.00 | -2.40 | | Pass |
| 11a | 6Mbps | 1 | 144 | 5720 | 0.23 | 2.82 | 11.00 | -2.40 | | Pass |
| VHT20 | MCS 0 | 1 | 100 | 5500 | 0.22 | 2.92 | 11.00 | -2.40 | | Pass |
| VHT20 | MCS 0 | 1 | 116 | 5580 | 0.22 | 2.91 | 11.00 | -2.40 | | Pass |
| VHT20 | MCS 0 | 1 | 140 | 5700 | 0.22 | 2.75 | 11.00 | -2.40 | | Pass |
| VHT20 | MCS0 | 1 | 144 | 5720 | 0.22 | 2.28 | 11.00 | -2.40 | | Pass |
| VHT40 | MCS 0 | 1 | 102 | 5510 | 0.49 | -0.19 | 11.00 | -2.40 | | Pass |
| VHT40 | MCS 0 | 1 | 110 | 5550 | 0.49 | -0.40 | 11.00 | -2.40 | | Pass |
| VHT40 | MCS 0 | 1 | 134 | 5670 | 0.49 | -0.66 | 11.00 | -2.40 | | Pass |
| VHT40 | MCS0 | 1 | 142 | 5710 | 0.49 | -0.47 | 11.00 | -2.40 | | Pass |
| VHT80 | MCS 0 | 1 | 106 | 5530 | 0.46 | -6.19 | 11.00 | -2.40 | | Pass |
| VHT80 | MCS 0 | 1 | 122 | 5610 | 0.46 | -6.04 | 11.00 | -2.40 | | Pass |
| VHT80 | MCS0 | 1 | 138 | 5690 | 0.46 | -5.86 | 11.00 | -2.40 | | Pass |



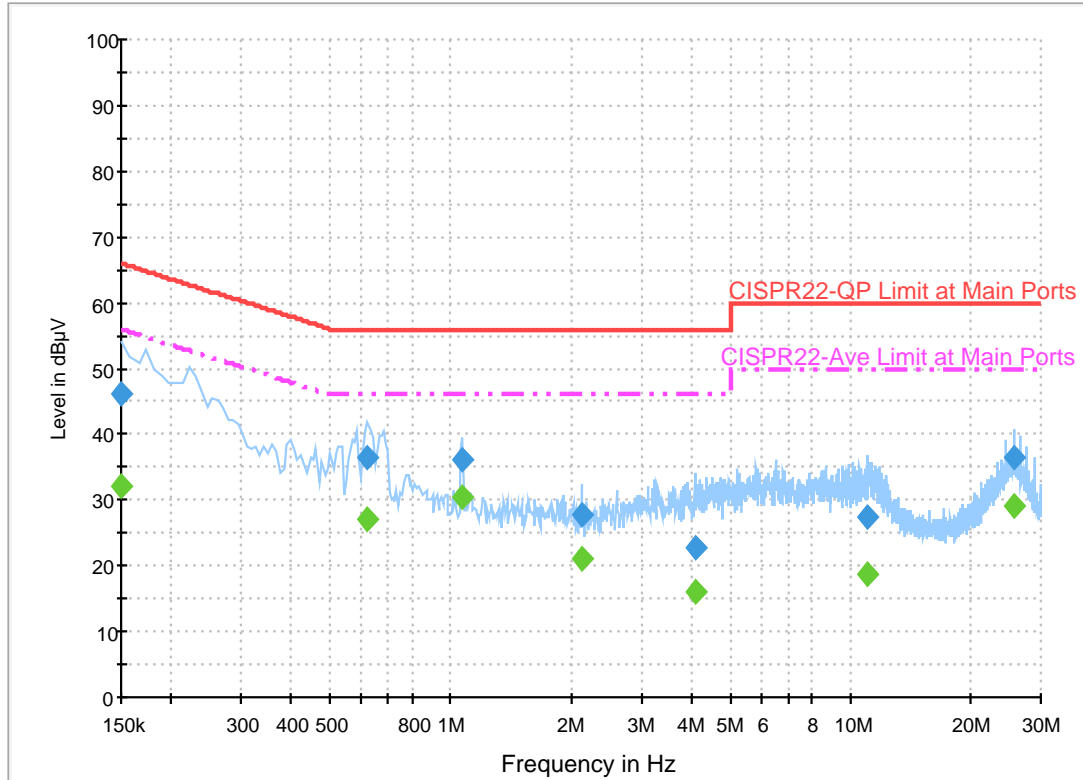
Appendix B. AC Conducted Emission Test Results

| | | | |
|-----------------|----------|---------------------|-----------|
| Test Engineer : | Blue Lan | Temperature : | 25 ~ 26°C |
| | | Relative Humidity : | 55 ~ 56% |

EUT Information

Report NO : 762713-01
 Test Mode : Mode 1
 Test Voltage : 120Vac/60Hz
 Phase : Line

ENV216 Auto Test FCC Power Bar - L



Final Result 1

| Frequency (MHz) | QuasiPeak (dBµV) | Filter | Line | Corr. (dB) | Margin (dB) | Limit (dBµV) |
|-----------------|------------------|--------|------|------------|-------------|--------------|
| 0.150000 | 46.2 | Off | L1 | 19.6 | 19.8 | 66.0 |
| 0.622000 | 36.6 | Off | L1 | 19.6 | 19.4 | 56.0 |
| 1.070000 | 36.2 | Off | L1 | 19.6 | 19.8 | 56.0 |
| 2.134000 | 27.8 | Off | L1 | 18.2 | 28.2 | 56.0 |
| 4.086000 | 22.6 | Off | L1 | 19.7 | 33.4 | 56.0 |
| 10.998000 | 27.4 | Off | L1 | 20.1 | 32.6 | 60.0 |
| 25.598000 | 36.5 | Off | L1 | 20.8 | 23.5 | 60.0 |

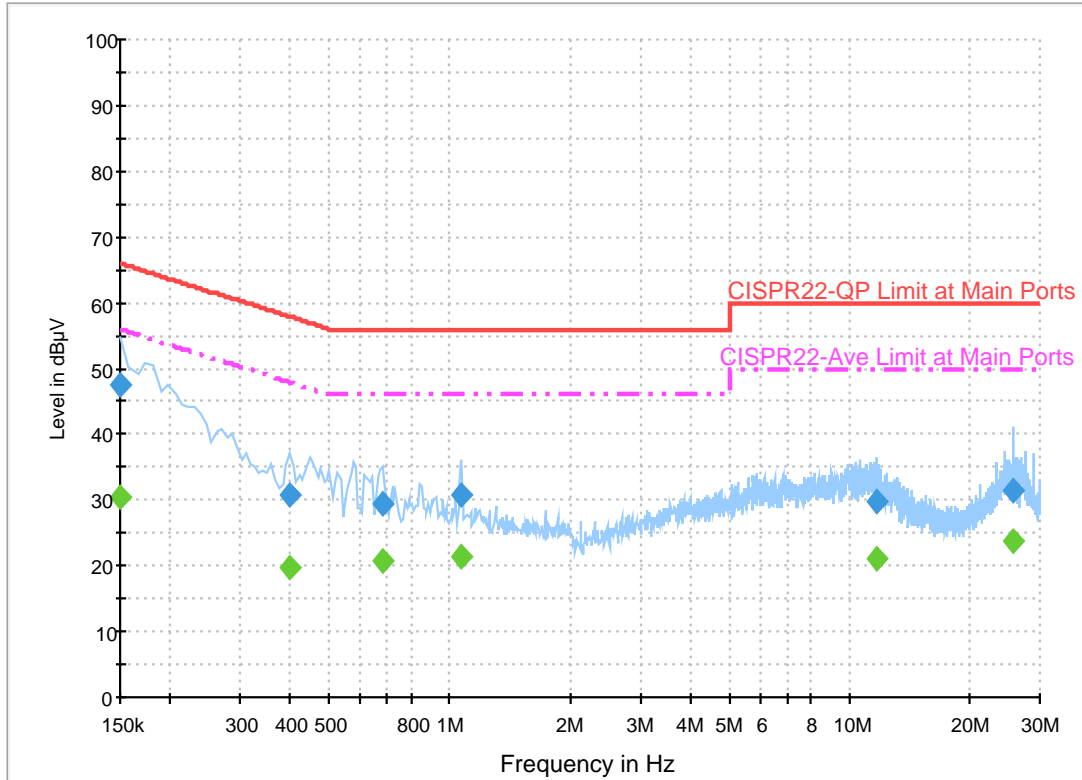
Final Result 2

| Frequency (MHz) | Average (dBµV) | Filter | Line | Corr. (dB) | Margin (dB) | Limit (dBµV) |
|-----------------|----------------|--------|------|------------|-------------|--------------|
| 0.150000 | 32.0 | Off | L1 | 19.6 | 24.0 | 56.0 |
| 0.622000 | 27.2 | Off | L1 | 19.6 | 18.8 | 46.0 |
| 1.070000 | 30.4 | Off | L1 | 19.6 | 15.6 | 46.0 |
| 2.134000 | 21.0 | Off | L1 | 18.2 | 25.0 | 46.0 |
| 4.086000 | 16.1 | Off | L1 | 19.7 | 29.9 | 46.0 |
| 10.998000 | 18.7 | Off | L1 | 20.1 | 31.3 | 50.0 |
| 25.598000 | 28.9 | Off | L1 | 20.8 | 21.1 | 50.0 |

EUT Information

Report NO : 762713-01
 Test Mode : Mode 1
 Test Voltage : 120Vac/60Hz
 Phase : Neutral

ENV216 Auto Test FCC Power Bar - N



Final Result 1

| Frequency (MHz) | QuasiPeak (dBµV) | Filter | Line | Corr. (dB) | Margin (dB) | Limit (dBµV) |
|-----------------|------------------|--------|------|------------|-------------|--------------|
| 0.150000 | 47.4 | Off | N | 19.5 | 18.6 | 66.0 |
| 0.398000 | 30.9 | Off | N | 19.5 | 27.0 | 57.9 |
| 0.678000 | 29.5 | Off | N | 19.5 | 26.5 | 56.0 |
| 1.070000 | 30.7 | Off | N | 19.6 | 25.3 | 56.0 |
| 11.694000 | 29.6 | Off | N | 20.2 | 30.4 | 60.0 |
| 25.598000 | 31.6 | Off | N | 21.0 | 28.4 | 60.0 |

Final Result 2

| Frequency (MHz) | Average (dBµV) | Filter | Line | Corr. (dB) | Margin (dB) | Limit (dBµV) |
|-----------------|----------------|--------|------|------------|-------------|--------------|
| 0.150000 | 30.3 | Off | N | 19.5 | 25.7 | 56.0 |
| 0.398000 | 19.6 | Off | N | 19.5 | 28.3 | 47.9 |
| 0.678000 | 20.8 | Off | N | 19.5 | 25.2 | 46.0 |
| 1.070000 | 21.5 | Off | N | 19.6 | 24.5 | 46.0 |
| 11.694000 | 21.0 | Off | N | 20.2 | 29.0 | 50.0 |
| 25.598000 | 23.9 | Off | N | 21.0 | 26.1 | 50.0 |



Appendix C. Radiated Spurious Emission

| | | | |
|-----------------|---------------------|---------------------|-----------|
| Test Engineer : | Hao Hsu, and Ken Wu | Temperature : | 24 ~ 26°C |
| | | Relative Humidity : | 50 ~ 55% |

Band 1 - 5150~5250MHz

WIFI 802.11a (Band Edge @ 3m)

| WIFI | Note | Frequency | Level | Over | Limit | Read | Antenna | Cable | Preamp | Ant | Table | Peak | Pol. | |
|-----------------------------|------|-----------|------------|--------|------------|----------|----------|--------|--------|--------|---------|---------|---------|---|
| Ant. | | | | Limit | Line | Level | Factor | Loss | Factor | Pos | Pos | Avg. | | |
| 1 | | (MHz) | (dBμV/m) | (dB) | (dBμV/m) | (dBμV) | (dB/m) | (dB) | (dB) | (cm) | (deg) | (P/A) | (H/V) | |
| 802.11a CH 36 5180MHz | | 5137.54 | 54.35 | -19.65 | 74 | 46.3 | 32.03 | 9.05 | 33.03 | 100 | 125 | P | H | |
| | | 5149.76 | 44.7 | -9.3 | 54 | 36.63 | 32.05 | 9.05 | 33.03 | 100 | 125 | A | H | |
| | * | 5180 | 105 | - | - | 96.88 | 32.08 | 9.07 | 33.03 | 100 | 125 | P | H | |
| | * | 5180 | 96.93 | - | - | 88.81 | 32.08 | 9.07 | 33.03 | 100 | 125 | A | H | |
| | | | | | | | | | | | | | H | |
| | | | | | | | | | | | | | | H |
| | | | 5149.5 | 50.22 | -23.78 | 74 | 42.15 | 32.05 | 9.05 | 33.03 | 377 | 334 | P | V |
| | | | 5150 | 42.96 | -11.04 | 54 | 34.89 | 32.05 | 9.05 | 33.03 | 377 | 334 | A | V |
| | * | | 5180 | 104.74 | - | - | 96.62 | 32.08 | 9.07 | 33.03 | 377 | 334 | P | V |
| | * | | 5180 | 96.9 | - | - | 88.78 | 32.08 | 9.07 | 33.03 | 377 | 334 | A | V |
| | | | | | | | | | | | | | | V |
| | | | | | | | | | | | | | | V |
| 802.11a CH 44 5220MHz | | 5144.3 | 50.29 | -23.71 | 74 | 42.22 | 32.05 | 9.05 | 33.03 | 100 | 125 | P | H | |
| | | 5148.2 | 40.89 | -13.11 | 54 | 32.82 | 32.05 | 9.05 | 33.03 | 100 | 125 | A | H | |
| | * | 5220 | 105.46 | - | - | 97.26 | 32.12 | 9.11 | 33.03 | 100 | 125 | P | H | |
| | * | 5220 | 97.63 | - | - | 89.43 | 32.12 | 9.11 | 33.03 | 100 | 125 | A | H | |
| | | | 5459.52 | 49.08 | -24.92 | 74 | 40.46 | 32.35 | 9.29 | 33.02 | 100 | 125 | P | H |
| | | | 5429.28 | 40.24 | -13.76 | 54 | 31.67 | 32.33 | 9.26 | 33.02 | 100 | 125 | A | H |
| | | | 5107.9 | 50.15 | -23.85 | 74 | 42.14 | 32.02 | 9.03 | 33.04 | 350 | 335 | P | V |
| | | | 5102.7 | 40.81 | -13.19 | 54 | 32.84 | 32 | 9.01 | 33.04 | 350 | 335 | A | V |
| | * | | 5220 | 104.78 | - | - | 96.58 | 32.12 | 9.11 | 33.03 | 350 | 335 | P | V |
| | * | | 5220 | 97.05 | - | - | 88.85 | 32.12 | 9.11 | 33.03 | 350 | 335 | A | V |
| | | | 5405.76 | 48.72 | -25.28 | 74 | 40.22 | 32.3 | 9.22 | 33.02 | 350 | 335 | P | V |
| | | | 5422.08 | 40.27 | -13.73 | 54 | 31.71 | 32.32 | 9.26 | 33.02 | 350 | 335 | A | V |



| | | | | | | | | | | | | | |
|--------------------------------------|---|---------|--------|--------|----|-------|-------|------|-------|-----|-----|---|---|
| 802.11a CH 48 5240MHz | | 5089.18 | 49.06 | -24.94 | 74 | 41.09 | 32 | 9.01 | 33.04 | 103 | 127 | P | H |
| | | 5024.96 | 40.87 | -13.13 | 54 | 33.03 | 31.93 | 8.95 | 33.04 | 103 | 127 | A | H |
| | * | 5240 | 106.12 | - | - | 97.9 | 32.13 | 9.12 | 33.03 | 103 | 127 | P | H |
| | * | 5240 | 98.12 | - | - | 89.9 | 32.13 | 9.12 | 33.03 | 103 | 127 | A | H |
| | | 5378.16 | 49.88 | -24.12 | 74 | 41.42 | 32.28 | 9.2 | 33.02 | 103 | 127 | P | H |
| | | 5458.56 | 40.33 | -13.67 | 54 | 31.71 | 32.35 | 9.29 | 33.02 | 103 | 127 | A | H |
| | | 5121.94 | 49.3 | -24.7 | 74 | 41.28 | 32.02 | 9.03 | 33.03 | 370 | 335 | P | V |
| | | 5092.56 | 40.93 | -13.07 | 54 | 32.96 | 32 | 9.01 | 33.04 | 370 | 335 | A | V |
| | * | 5240 | 105.99 | - | - | 97.77 | 32.13 | 9.12 | 33.03 | 370 | 335 | P | V |
| | * | 5240 | 97.43 | - | - | 89.21 | 32.13 | 9.12 | 33.03 | 370 | 335 | A | V |
| | | 5355.12 | 48.57 | -25.43 | 74 | 40.16 | 32.25 | 9.19 | 33.03 | 370 | 335 | P | V |
| | | 5441.52 | 40.44 | -13.56 | 54 | 31.87 | 32.33 | 9.26 | 33.02 | 370 | 335 | A | V |
| Remark | <ol style="list-style-type: none"> 1. No other spurious found. 2. All results are PASS against Peak and Average limit line. | | | | | | | | | | | | |



Band 1 5150~5250MHz

WIFI 802.11a (Harmonic @ 3m)

| WIFI Ant. 1 | Note | Frequency (MHz) | Level (dBμV/m) | Over Limit (dB) | Limit Line (dBμV/m) | Read Level (dBμV) | Antenna Factor (dB/m) | Cable Loss (dB) | Preamp Factor (dB) | Ant Pos (cm) | Table Pos (deg) | Peak Avg. (P/A) | Pol. (H/V) |
|-----------------------------|---|-------------------|------------------|-------------------|-----------------------|---------------------|-------------------------|-------------------|----------------------|----------------|-------------------|-------------------|--------------|
| 802.11a CH 36 5180MHz | | 10360 | 45.46 | -28.54 | 74 | 56.18 | 38.41 | 14.63 | 64.07 | 100 | 0 | P | H |
| | | 15540 | 45.62 | -28.38 | 74 | 52.07 | 37.58 | 17.95 | 62.37 | 100 | 0 | P | H |
| | | | | | | | | | | | | | H |
| | | | | | | | | | | | | | H |
| | | 10360 | 45.61 | -28.39 | 74 | 56.33 | 38.41 | 14.63 | 64.07 | 100 | 0 | P | V |
| | | 15540 | 45.02 | -28.98 | 74 | 51.47 | 37.58 | 17.95 | 62.37 | 100 | 0 | P | V |
| | | | | | | | | | | | | | V |
| | | | | | | | | | | | | | V |
| 802.11a CH 44 5220MHz | | 10440 | 45.82 | -28.18 | 74 | 56.41 | 38.51 | 14.68 | 64.09 | 100 | 0 | P | H |
| | | 15660 | 44.17 | -29.83 | 74 | 50.53 | 37.14 | 18.06 | 61.91 | 100 | 0 | P | H |
| | | | | | | | | | | | | | H |
| | | | | | | | | | | | | | H |
| | | 10440 | 46.12 | -27.88 | 74 | 56.71 | 38.51 | 14.68 | 64.09 | 100 | 0 | P | V |
| | | 15660 | 44.85 | -29.15 | 74 | 51.21 | 37.14 | 18.06 | 61.91 | 100 | 0 | P | V |
| | | | | | | | | | | | | | V |
| | | | | | | | | | | | | | V |
| 802.11a CH 48 5240MHz | | 10480 | 46.79 | -27.21 | 74 | 57.28 | 38.58 | 14.72 | 64.1 | 100 | 0 | P | H |
| | | 15720 | 45.09 | -28.91 | 74 | 51.42 | 36.89 | 18.1 | 61.65 | 100 | 0 | P | H |
| | | | | | | | | | | | | | H |
| | | | | | | | | | | | | | H |
| | | 10480 | 46.12 | -27.88 | 74 | 56.61 | 38.58 | 14.72 | 64.1 | 100 | 0 | P | V |
| | | 15720 | 44.24 | -29.76 | 74 | 50.57 | 36.89 | 18.1 | 61.65 | 100 | 0 | P | V |
| | | | | | | | | | | | | | V |
| | | | | | | | | | | | | | V |
| Remark | 1. No other spurious found. 2. All results are PASS against Peak and Average limit line. | | | | | | | | | | | | |



Band 1 5150~5250MHz
WIFI 802.11ac VHT20 (Band Edge @ 3m)

| WIFI Ant. 1 | Note | Frequency (MHz) | Level (dBμV/m) | Over Limit (dB) | Limit Line (dBμV/m) | Read Level (dBμV) | Antenna Factor (dB/m) | Cable Loss (dB) | Preamp Factor (dB) | Ant Pos (cm) | Table Pos (deg) | Peak Avg. (P/A) | Pol. (H/V) | |
|------------------------------|------|-------------------|------------------|-------------------|-----------------------|---------------------|-------------------------|-------------------|----------------------|----------------|-------------------|-------------------|--------------|---|
| 802.11ac VHT20 CH 36 5180MHz | | 5147.94 | 52.3 | -21.7 | 74 | 44.23 | 32.05 | 9.05 | 33.03 | 100 | 125 | P | H | |
| | | 5150 | 43.53 | -10.47 | 54 | 35.46 | 32.05 | 9.05 | 33.03 | 100 | 125 | A | H | |
| | * | 5180 | 104.32 | - | - | 96.2 | 32.08 | 9.07 | 33.03 | 100 | 125 | P | H | |
| | * | 5180 | 95.59 | - | - | 87.47 | 32.08 | 9.07 | 33.03 | 100 | 125 | A | H | |
| | | | | | | | | | | | | | H | |
| | | | | | | | | | | | | | | H |
| | | | 5147.94 | 49.62 | -24.38 | 74 | 41.55 | 32.05 | 9.05 | 33.03 | 377 | 334 | P | V |
| | | | 5149.76 | 42 | -12 | 54 | 33.93 | 32.05 | 9.05 | 33.03 | 377 | 334 | A | V |
| | | * | 5180 | 102.96 | - | - | 94.84 | 32.08 | 9.07 | 33.03 | 377 | 334 | P | V |
| | | * | 5180 | 95.28 | - | - | 87.16 | 32.08 | 9.07 | 33.03 | 377 | 334 | A | V |
| 802.11ac VHT20 CH 44 5220MHz | | 5121.42 | 49.93 | -24.07 | 74 | 41.91 | 32.02 | 9.03 | 33.03 | 147 | 125 | P | H | |
| | | 5138.84 | 40.88 | -13.12 | 54 | 32.83 | 32.03 | 9.05 | 33.03 | 147 | 125 | A | H | |
| | | * 5220 | 104.26 | - | - | 96.06 | 32.12 | 9.11 | 33.03 | 147 | 125 | P | H | |
| | | * 5220 | 96.28 | - | - | 88.08 | 32.12 | 9.11 | 33.03 | 147 | 125 | A | H | |
| | | | 5402.16 | 49.79 | -24.21 | 74 | 41.29 | 32.3 | 9.22 | 33.02 | 147 | 125 | P | H |
| | | | 5448.48 | 40.48 | -13.52 | 54 | 31.86 | 32.35 | 9.29 | 33.02 | 147 | 125 | A | H |
| | | | 5094.12 | 49.57 | -24.43 | 74 | 41.6 | 32 | 9.01 | 33.04 | 350 | 335 | P | V |
| | | | 5107.9 | 40.87 | -13.13 | 54 | 32.86 | 32.02 | 9.03 | 33.04 | 350 | 335 | A | V |
| | | * | 5220 | 103.75 | - | - | 95.55 | 32.12 | 9.11 | 33.03 | 350 | 335 | P | V |
| | | * | 5220 | 95.46 | - | - | 87.26 | 32.12 | 9.11 | 33.03 | 350 | 335 | A | V |
| | | 5423.04 | 49.54 | -24.46 | 74 | 40.98 | 32.32 | 9.26 | 33.02 | 350 | 335 | P | V | |
| | | 5455.68 | 40.31 | -13.69 | 54 | 31.69 | 32.35 | 9.29 | 33.02 | 350 | 335 | A | V | |



| | | | | | | | | | | | | | |
|---|---|---------|--------|--------|----|-------|-------|------|-------|-----|-----|---|---|
| 802.11ac VHT20 CH 48 5240MHz | | 5040.04 | 49.56 | -24.44 | 74 | 41.68 | 31.95 | 8.97 | 33.04 | 103 | 126 | P | H |
| | | 5104.52 | 40.77 | -13.23 | 54 | 32.8 | 32 | 9.01 | 33.04 | 103 | 126 | A | H |
| | * | 5240 | 104.67 | - | - | 96.45 | 32.13 | 9.12 | 33.03 | 103 | 126 | P | H |
| | * | 5240 | 96.76 | - | - | 88.54 | 32.13 | 9.12 | 33.03 | 103 | 126 | A | H |
| | | 5391.84 | 48.55 | -25.45 | 74 | 40.09 | 32.28 | 9.2 | 33.02 | 103 | 126 | P | H |
| | | 5367.12 | 40.21 | -13.79 | 54 | 31.77 | 32.27 | 9.2 | 33.03 | 103 | 126 | A | H |
| | | 5115.7 | 49.89 | -24.11 | 74 | 41.88 | 32.02 | 9.03 | 33.04 | 370 | 335 | P | V |
| | | 5042.64 | 40.72 | -13.28 | 54 | 32.84 | 31.95 | 8.97 | 33.04 | 370 | 335 | A | V |
| | * | 5240 | 103.91 | - | - | 95.69 | 32.13 | 9.12 | 33.03 | 370 | 335 | P | V |
| | * | 5240 | 96.17 | - | - | 87.95 | 32.13 | 9.12 | 33.03 | 370 | 335 | A | V |
| | | 5380.08 | 49.22 | -24.78 | 74 | 40.76 | 32.28 | 9.2 | 33.02 | 370 | 335 | P | V |
| | | 5454.48 | 40.28 | -13.72 | 54 | 31.66 | 32.35 | 9.29 | 33.02 | 370 | 335 | A | V |
| Remark | 1. No other spurious found. 2. All results are PASS against Peak and Average limit line. | | | | | | | | | | | | |



Band 1 5150~5250MHz
WIFI 802.11ac VHT20 (Harmonic @ 3m)

| WIFI Ant. 1 | Note | Frequency (MHz) | Level (dBμV/m) | Over Limit (dB) | Limit Line (dBμV/m) | Read Level (dBμV) | Antenna Factor (dB/m) | Cable Loss (dB) | Preamp Factor (dB) | Ant Pos (cm) | Table Pos (deg) | Peak Avg. (P/A) | Pol. (H/V) |
|------------------------------|--|-------------------|------------------|-------------------|-----------------------|---------------------|-------------------------|-------------------|----------------------|----------------|-------------------|-------------------|--------------|
| 802.11ac VHT20 CH 36 5180MHz | | 10360 | 46.19 | -27.81 | 74 | 56.91 | 38.41 | 14.63 | 64.07 | 100 | 0 | P | H |
| | | 15540 | 44.19 | -29.81 | 74 | 50.64 | 37.58 | 17.95 | 62.37 | 100 | 0 | P | H |
| | | | | | | | | | | | | | H |
| | | | | | | | | | | | | | H |
| | | 10360 | 45.66 | -28.34 | 74 | 56.38 | 38.41 | 14.63 | 64.07 | 100 | 0 | P | V |
| | | 15540 | 46.11 | -27.89 | 74 | 52.56 | 37.58 | 17.95 | 62.37 | 100 | 0 | P | V |
| | | | | | | | | | | | | | V |
| 802.11ac VHT20 CH 44 5220MHz | | 10440 | 46.06 | -27.94 | 74 | 56.65 | 38.51 | 14.68 | 64.09 | 100 | 0 | P | H |
| | | 15660 | 44.68 | -29.32 | 74 | 51.04 | 37.14 | 18.06 | 61.91 | 100 | 0 | P | H |
| | | | | | | | | | | | | | H |
| | | | | | | | | | | | | | H |
| | | 10440 | 46.32 | -27.68 | 74 | 56.91 | 38.51 | 14.68 | 64.09 | 100 | 0 | P | V |
| | | 15660 | 45.68 | -28.32 | 74 | 52.04 | 37.14 | 18.06 | 61.91 | 100 | 0 | P | V |
| | | | | | | | | | | | | | V |
| 802.11ac VHT20 CH 48 5240MHz | | 10480 | 47.03 | -26.97 | 74 | 57.52 | 38.58 | 14.72 | 64.1 | 100 | 0 | P | H |
| | | 15720 | 44.57 | -29.43 | 74 | 50.9 | 36.89 | 18.1 | 61.65 | 100 | 0 | P | H |
| | | | | | | | | | | | | | H |
| | | | | | | | | | | | | | H |
| | | 10480 | 46.9 | -27.1 | 74 | 57.39 | 38.58 | 14.72 | 64.1 | 100 | 0 | P | V |
| | | 15720 | 45.03 | -28.97 | 74 | 51.36 | 36.89 | 18.1 | 61.65 | 100 | 0 | P | V |
| | | | | | | | | | | | | | V |
| Remark | 1. No other spurious found. | | | | | | | | | | | | |
| | 2. All results are PASS against Peak and Average limit line. | | | | | | | | | | | | |



Band 1 5150~5250MHz
WIFI 802.11ac VHT40 (Band Edge @ 3m)

| WIFI Ant. 1 | Note | Frequency (MHz) | Level (dBμV/m) | Over Limit (dB) | Limit Line (dBμV/m) | Read Level (dBμV) | Antenna Factor (dB/m) | Cable Loss (dB) | Preamp Factor (dB) | Ant Pos (cm) | Table Pos (deg) | Peak Avg. (P/A) | Pol. (H/V) |
|------------------------------|---|-------------------|------------------|-------------------|-----------------------|---------------------|-------------------------|-------------------|----------------------|----------------|-------------------|-------------------|--------------|
| 802.11ac VHT40 CH 38 5190MHz | | 5150 | 56.31 | -17.69 | 74 | 48.24 | 32.05 | 9.05 | 33.03 | 100 | 116 | P | H |
| | | 5149.24 | 50.39 | -3.61 | 54 | 42.32 | 32.05 | 9.05 | 33.03 | 100 | 116 | A | H |
| | * | 5190 | 100.94 | - | - | 92.8 | 32.08 | 9.09 | 33.03 | 100 | 116 | P | H |
| | * | 5190 | 92.83 | - | - | 84.69 | 32.08 | 9.09 | 33.03 | 100 | 116 | A | H |
| | | 5419.4 | 49.36 | -24.64 | 74 | 40.8 | 32.32 | 9.26 | 33.02 | 100 | 116 | P | H |
| | | 5441.52 | 41.07 | -12.93 | 54 | 32.5 | 32.33 | 9.26 | 33.02 | 100 | 116 | A | H |
| | | 5150.02 | 56.75 | -93.25 | 150 | 48.68 | 32.05 | 9.05 | 33.03 | 302 | 80 | P | V |
| | | 5149.5 | 48.2 | -5.8 | 54 | 40.13 | 32.05 | 9.05 | 33.03 | 302 | 80 | A | V |
| | * | 5190 | 99.37 | - | - | 91.23 | 32.08 | 9.09 | 33.03 | 302 | 80 | P | V |
| | * | 5190 | 91.38 | - | - | 83.24 | 32.08 | 9.09 | 33.03 | 302 | 80 | A | V |
| | | 5439 | 48.87 | -25.13 | 74 | 40.3 | 32.33 | 9.26 | 33.02 | 302 | 80 | P | V |
| | | 5453.56 | 41.01 | -12.99 | 54 | 32.39 | 32.35 | 9.29 | 33.02 | 302 | 80 | A | V |
| | 802.11ac VHT40 CH 46 5230MHz | | 5148.2 | 50.56 | -23.44 | 74 | 42.49 | 32.05 | 9.05 | 33.03 | 100 | 122 | P |
| | | 5140.4 | 41.62 | -12.38 | 54 | 33.55 | 32.05 | 9.05 | 33.03 | 100 | 122 | A | H |
| * | | 5230 | 102.76 | - | - | 94.55 | 32.13 | 9.11 | 33.03 | 100 | 122 | P | H |
| * | | 5230 | 93.92 | - | - | 85.71 | 32.13 | 9.11 | 33.03 | 100 | 122 | A | H |
| | | 5403.16 | 50.1 | -23.9 | 74 | 41.6 | 32.3 | 9.22 | 33.02 | 100 | 122 | P | H |
| | | 5429.48 | 41.17 | -12.83 | 54 | 32.6 | 32.33 | 9.26 | 33.02 | 100 | 122 | A | H |
| | | 5099.06 | 50.14 | -23.86 | 74 | 42.17 | 32 | 9.01 | 33.04 | 354 | 79 | P | V |
| | | 5077.74 | 41.67 | -12.33 | 54 | 33.74 | 31.98 | 8.99 | 33.04 | 354 | 79 | A | V |
| * | | 5230 | 101.75 | - | - | 93.54 | 32.13 | 9.11 | 33.03 | 354 | 79 | P | V |
| * | | 5230 | 92.73 | - | - | 84.52 | 32.13 | 9.11 | 33.03 | 354 | 79 | A | V |
| | 5386.36 | 49.82 | -24.18 | 74 | 41.36 | 32.28 | 9.2 | 33.02 | 354 | 79 | P | V | |
| | 5456.36 | 41.07 | -12.93 | 54 | 32.45 | 32.35 | 9.29 | 33.02 | 354 | 79 | A | V | |
| Remark | 1. No other spurious found. 2. All results are PASS against Peak and Average limit line. | | | | | | | | | | | | |



Band 1 5150~5250MHz
WIFI 802.11ac VHT40 (Harmonic @ 3m)

| WIFI Ant. 1 | Note | Frequency (MHz) | Level (dBμV/m) | Over Limit (dB) | Limit Line (dBμV/m) | Read Level (dBμV) | Antenna Factor (dB/m) | Cable Loss (dB) | Preamp Factor (dB) | Ant Pos (cm) | Table Pos (deg) | Peak Avg. (P/A) | Pol. (H/V) |
|------------------------------|--|-------------------|------------------|-------------------|-----------------------|-------------------|-------------------------|-------------------|----------------------|----------------|-------------------|-----------------|------------|
| 802.11ac VHT40 CH 38 5190MHz | | 10380 | 45.07 | -28.93 | 74 | 55.76 | 38.44 | 14.64 | 64.08 | 100 | 0 | P | H |
| | | 15570 | 44.93 | -29.07 | 74 | 51.36 | 37.45 | 17.98 | 62.24 | 100 | 0 | P | H |
| | | | | | | | | | | | | | H |
| | | | | | | | | | | | | | H |
| | | 10380 | 45.58 | -28.42 | 74 | 56.27 | 38.44 | 14.64 | 64.08 | 100 | 0 | P | V |
| | | 15570 | 44.22 | -29.78 | 74 | 50.65 | 37.45 | 17.98 | 62.24 | 100 | 0 | P | V |
| | | | | | | | | | | | | | V |
| 802.11ac VHT40 CH 46 5230MHz | | 10460 | 45.65 | -28.35 | 74 | 56.21 | 38.53 | 14.69 | 64.09 | 100 | 0 | P | H |
| | | 15690 | 45.38 | -28.62 | 74 | 51.73 | 37.02 | 18.07 | 61.78 | 100 | 0 | P | H |
| | | | | | | | | | | | | | H |
| | | | | | | | | | | | | | H |
| | | 10460 | 46.47 | -27.53 | 74 | 57.03 | 38.53 | 14.69 | 64.09 | 100 | 0 | P | V |
| | | 15690 | 46.22 | -27.78 | 74 | 52.57 | 37.02 | 18.07 | 61.78 | 100 | 0 | P | V |
| | | | | | | | | | | | | | V |
| Remark | 1. No other spurious found. | | | | | | | | | | | | |
| | 2. All results are PASS against Peak and Average limit line. | | | | | | | | | | | | |



Band 1 5150~5250MHz
WIFI 802.11ac VHT80 (Band Edge @ 3m)

| WIFI Ant. 1 | Note | Frequency (MHz) | Level (dBμV/m) | Over Limit (dB) | Limit Line (dBμV/m) | Read Level (dBμV) | Antenna Factor (dB/m) | Cable Loss (dB) | Preamp Factor (dB) | Ant Pos (cm) | Table Pos (deg) | Peak Avg. (P/A) | Pol. (H/V) |
|-------------------------------------|---|-------------------|------------------|-------------------|-----------------------|-------------------|-------------------------|-------------------|----------------------|----------------|-------------------|-----------------|------------|
| 802.11ac VHT80 CH 42 5210MHz | | 5145.34 | 57.73 | -16.27 | 74 | 49.66 | 32.05 | 9.05 | 33.03 | 100 | 116 | P | H |
| | | 5147.94 | 50.64 | -3.36 | 54 | 42.57 | 32.05 | 9.05 | 33.03 | 100 | 116 | A | H |
| | * | 5210 | 97.63 | - | - | 89.45 | 32.12 | 9.09 | 33.03 | 100 | 116 | P | H |
| | * | 5210 | 89.1 | - | - | 80.92 | 32.12 | 9.09 | 33.03 | 100 | 116 | A | H |
| | | 5425.28 | 50.34 | -23.66 | 74 | 41.78 | 32.32 | 9.26 | 33.02 | 100 | 116 | P | H |
| | | 5355.28 | 41.03 | -12.97 | 54 | 32.62 | 32.25 | 9.19 | 33.03 | 100 | 116 | A | H |
| | | 5148.46 | 56.11 | -17.89 | 74 | 48.04 | 32.05 | 9.05 | 33.03 | 284 | 82 | P | V |
| | | 5149.76 | 49.2 | -4.8 | 54 | 41.13 | 32.05 | 9.05 | 33.03 | 284 | 82 | A | V |
| | * | 5210 | 96.08 | - | - | 87.9 | 32.12 | 9.09 | 33.03 | 284 | 82 | P | V |
| | * | 5210 | 87.78 | - | - | 79.6 | 32.12 | 9.09 | 33.03 | 284 | 82 | A | V |
| | | 5395.04 | 49.61 | -24.39 | 74 | 41.11 | 32.3 | 9.22 | 33.02 | 284 | 82 | P | V |
| | | 5439 | 40.96 | -13.04 | 54 | 32.39 | 32.33 | 9.26 | 33.02 | 284 | 82 | A | V |
| Remark | 1. No other spurious found. 2. All results are PASS against Peak and Average limit line. | | | | | | | | | | | | |



Band 1 5150~5250MHz
WIFI 802.11ac VHT80 (Harmonic @ 3m)

| WIFI Ant. 1 | Note | Frequency (MHz) | Level (dBμV/m) | Over Limit (dB) | Limit Line (dBμV/m) | Read Level (dBμV) | Antenna Factor (dB/m) | Cable Loss (dB) | Preamp Factor (dB) | Ant Pos (cm) | Table Pos (deg) | Peak Avg. (P/A) | Pol. (H/V) |
|---------------------------------------|---|-------------------|------------------|-------------------|-----------------------|-------------------|-------------------------|-------------------|----------------------|----------------|-------------------|-----------------|------------|
| 802.11ac VHT80 CH 42 5210MHz | | 10420 | 46.72 | -27.28 | 74 | 57.34 | 38.48 | 14.67 | 64.08 | 100 | 0 | P | H |
| | | 15630 | 44.57 | -29.43 | 74 | 50.96 | 37.2 | 18.03 | 61.98 | 100 | 0 | P | H |
| | | | | | | | | | | | | | H |
| | | | | | | | | | | | | | H |
| | | 10420 | 46.09 | -27.91 | 74 | 56.71 | 38.48 | 14.67 | 64.08 | 100 | 0 | P | V |
| | | 15630 | 45.24 | -28.76 | 74 | 51.63 | 37.2 | 18.03 | 61.98 | 100 | 0 | P | V |
| | | | | | | | | | | | | | V |
| | | | | | | | | | | | | | V |
| Remark | 1. No other spurious found. 2. All results are PASS against Peak and Average limit line. | | | | | | | | | | | | |



Band 2 - 5250~5350MHz
WIFI 802.11a (Band Edge @ 3m)

| WIFI | Note | Frequency | Level | Over | Limit | Read | Antenna | Cable | Preamp | Ant | Table | Peak | Pol. |
|-----------------------------|------|-----------|------------|--------|------------|----------|----------|--------|--------|--------|---------|-------|-------|
| Ant. | | | | Limit | Line | Level | Factor | Loss | Factor | Pos | Pos | Avg. | |
| 1 | | (MHz) | (dBμV/m) | (dB) | (dBμV/m) | (dBμV) | (dB/m) | (dB) | (dB) | (cm) | (deg) | (P/A) | (H/V) |
| 802.11a CH 52 5260MHz | | 5114.24 | 49.05 | -24.95 | 74 | 41.04 | 32.02 | 9.03 | 33.04 | 100 | 124 | P | H |
| | | 5097.24 | 40.93 | -13.07 | 54 | 32.96 | 32 | 9.01 | 33.04 | 100 | 124 | A | H |
| | * | 5260 | 106.45 | - | - | 98.19 | 32.17 | 9.12 | 33.03 | 100 | 124 | P | H |
| | * | 5260 | 98.36 | - | - | 90.1 | 32.17 | 9.12 | 33.03 | 100 | 124 | A | H |
| | | 5395.2 | 49.08 | -24.92 | 74 | 40.58 | 32.3 | 9.22 | 33.02 | 100 | 124 | P | H |
| | | 5350.08 | 40.63 | -13.37 | 54 | 32.22 | 32.25 | 9.19 | 33.03 | 100 | 124 | A | H |
| | | 5028.9 | 49.44 | -24.56 | 74 | 41.6 | 31.93 | 8.95 | 33.04 | 344 | 337 | P | V |
| | | 5070.38 | 41.03 | -12.97 | 54 | 33.11 | 31.97 | 8.99 | 33.04 | 344 | 337 | A | V |
| | * | 5260 | 105.06 | - | - | 96.8 | 32.17 | 9.12 | 33.03 | 344 | 337 | P | V |
| | * | 5260 | 97.34 | - | - | 89.08 | 32.17 | 9.12 | 33.03 | 344 | 337 | A | V |
| | | 5450.64 | 50.1 | -23.9 | 74 | 41.48 | 32.35 | 9.29 | 33.02 | 344 | 337 | P | V |
| | | 5419.44 | 40.35 | -13.65 | 54 | 31.79 | 32.32 | 9.26 | 33.02 | 344 | 337 | A | V |
| 802.11a CH 60 5300MHz | | 5009.86 | 48.81 | -25.19 | 74 | 40.98 | 31.92 | 8.95 | 33.04 | 102 | 122 | P | H |
| | | 5063.92 | 40.77 | -13.23 | 54 | 32.85 | 31.97 | 8.99 | 33.04 | 102 | 122 | A | H |
| | * | 5300 | 106.53 | - | - | 98.2 | 32.2 | 9.16 | 33.03 | 102 | 122 | P | H |
| | * | 5300 | 98.42 | - | - | 90.09 | 32.2 | 9.16 | 33.03 | 102 | 122 | A | H |
| | | 5364.24 | 49.39 | -24.61 | 74 | 40.96 | 32.27 | 9.19 | 33.03 | 102 | 122 | P | H |
| | | 5350.56 | 41.76 | -12.24 | 54 | 33.35 | 32.25 | 9.19 | 33.03 | 102 | 122 | A | H |
| | | 5073.1 | 49.54 | -24.46 | 74 | 41.61 | 31.98 | 8.99 | 33.04 | 338 | 336 | P | V |
| | | 5140.08 | 40.79 | -13.21 | 54 | 32.72 | 32.05 | 9.05 | 33.03 | 338 | 336 | A | V |
| | * | 5300 | 105.13 | - | - | 96.8 | 32.2 | 9.16 | 33.03 | 338 | 336 | P | V |
| | * | 5300 | 97.56 | - | - | 89.23 | 32.2 | 9.16 | 33.03 | 338 | 336 | A | V |
| | | 5425.44 | 48.86 | -25.14 | 74 | 40.3 | 32.32 | 9.26 | 33.02 | 338 | 336 | P | V |
| | | 5352.24 | 41.33 | -12.67 | 54 | 32.92 | 32.25 | 9.19 | 33.03 | 338 | 336 | A | V |



| | | | | | | | | | | | | | |
|--------------------------------------|---|---------|--------|--------|----|-------|-------|------|-------|-----|-----|---|---|
| 802.11a CH 64 5320MHz | * | 5320 | 107.61 | - | - | 99.25 | 32.22 | 9.17 | 33.03 | 100 | 121 | P | H |
| | * | 5320 | 98.87 | - | - | 90.51 | 32.22 | 9.17 | 33.03 | 100 | 121 | A | H |
| | | 5353.28 | 51.28 | -22.72 | 74 | 42.87 | 32.25 | 9.19 | 33.03 | 100 | 121 | P | H |
| | | 5350.72 | 42.81 | -11.19 | 54 | 34.4 | 32.25 | 9.19 | 33.03 | 100 | 121 | A | H |
| | | | | | | | | | | | | | H |
| | | | | | | | | | | | | | H |
| | * | 5320 | 106.48 | - | - | 98.12 | 32.22 | 9.17 | 33.03 | 319 | 337 | P | V |
| | * | 5320 | 98.01 | - | - | 89.65 | 32.22 | 9.17 | 33.03 | 319 | 337 | A | V |
| | | 5369.76 | 50.44 | -23.56 | 74 | 42 | 32.27 | 9.2 | 33.03 | 319 | 337 | P | V |
| | | 5353.12 | 42.07 | -11.93 | 54 | 33.66 | 32.25 | 9.19 | 33.03 | 319 | 337 | A | V |
| | | | | | | | | | | | | | V |
| | | | | | | | | | | | | | V |
| Remark | 1. No other spurious found. 2. All results are PASS against Peak and Average limit line. | | | | | | | | | | | | |



Band 2 5250~5350MHz

WIFI 802.11a (Harmonic @ 3m)

| WIFI Ant. 1 | Note | Frequency (MHz) | Level (dBμV/m) | Over Limit (dB) | Limit Line (dBμV/m) | Read Level (dBμV) | Antenna Factor (dB/m) | Cable Loss (dB) | Preamp Factor (dB) | Ant Pos (cm) | Table Pos (deg) | Peak Avg. (P/A) | Pol. (H/V) |
|-----------------------------|---|-------------------|------------------|-------------------|-----------------------|---------------------|-------------------------|-------------------|----------------------|----------------|-------------------|-------------------|--------------|
| 802.11a CH 52 5260MHz | | 10520 | 45.89 | -28.11 | 74 | 56.32 | 38.62 | 14.74 | 64.1 | 100 | 0 | P | H |
| | | 15780 | 44.72 | -29.28 | 74 | 51 | 36.71 | 18.15 | 61.45 | 100 | 0 | P | H |
| | | | | | | | | | | | | | H |
| | | | | | | | | | | | | | H |
| | | 10520 | 45.6 | -28.4 | 74 | 56.03 | 38.62 | 14.74 | 64.1 | 100 | 0 | P | V |
| | | 15780 | 44.86 | -29.14 | 74 | 51.14 | 36.71 | 18.15 | 61.45 | 100 | 0 | P | V |
| | | | | | | | | | | | | | V |
| | | | | | | | | | | | | | V |
| 802.11a CH 60 5300MHz | | 10600 | 45.61 | -28.39 | 74 | 55.86 | 38.72 | 14.8 | 64.08 | 100 | 0 | P | H |
| | | 15900 | 44.62 | -29.38 | 74 | 50.81 | 36.27 | 18.25 | 60.99 | 100 | 0 | P | H |
| | | | | | | | | | | | | | H |
| | | | | | | | | | | | | | H |
| | | 10600 | 45.54 | -28.46 | 74 | 55.79 | 38.72 | 14.8 | 64.08 | 100 | 0 | P | V |
| | | 15900 | 44.66 | -29.34 | 74 | 50.85 | 36.27 | 18.25 | 60.99 | 100 | 0 | P | V |
| | | | | | | | | | | | | | V |
| | | | | | | | | | | | | | V |
| 802.11a CH 64 5320MHz | | 10640 | 46 | -28 | 74 | 56.18 | 38.77 | 14.82 | 64.07 | 100 | 0 | P | H |
| | | 15960 | 44.23 | -29.77 | 74 | 50.38 | 36.02 | 18.3 | 60.73 | 100 | 0 | P | H |
| | | | | | | | | | | | | | H |
| | | | | | | | | | | | | | H |
| | | 10640 | 46.49 | -27.51 | 74 | 56.67 | 38.77 | 14.82 | 64.07 | 100 | 0 | P | V |
| | | 15960 | 44.95 | -29.05 | 74 | 51.1 | 36.02 | 18.3 | 60.73 | 100 | 0 | P | V |
| | | | | | | | | | | | | | V |
| | | | | | | | | | | | | | V |
| Remark | 1. No other spurious found. 2. All results are PASS against Peak and Average limit line. | | | | | | | | | | | | |



Band 2 5250~5350MHz
WIFI 802.11ac VHT20 (Band Edge @ 3m)

| WIFI Ant. 1 | Note | Frequency (MHz) | Level (dBμV/m) | Over Limit (dB) | Limit Line (dBμV/m) | Read Level (dBμV) | Antenna Factor (dB/m) | Cable Loss (dB) | Preamp Factor (dB) | Ant Pos (cm) | Table Pos (deg) | Peak Avg. (P/A) | Pol. (H/V) |
|------------------------------|---------|-------------------|------------------|-------------------|-----------------------|-------------------|-------------------------|-------------------|----------------------|----------------|-------------------|-----------------|------------|
| 802.11ac VHT20 CH 52 5260MHz | | 5004.42 | 50.08 | -23.92 | 74 | 42.25 | 31.92 | 8.95 | 33.04 | 339 | 124 | P | H |
| | | 5072.08 | 40.73 | -13.27 | 54 | 32.8 | 31.98 | 8.99 | 33.04 | 339 | 124 | A | H |
| | * | 5260 | 105.12 | - | - | 96.86 | 32.17 | 9.12 | 33.03 | 339 | 124 | P | H |
| | * | 5260 | 97.34 | - | - | 89.08 | 32.17 | 9.12 | 33.03 | 339 | 124 | A | H |
| | | 5392.32 | 50.12 | -23.88 | 74 | 41.66 | 32.28 | 9.2 | 33.02 | 339 | 124 | P | H |
| | | 5351.28 | 40.62 | -13.38 | 54 | 32.21 | 32.25 | 9.19 | 33.03 | 339 | 124 | A | H |
| | | 5133.62 | 50.14 | -23.86 | 74 | 42.09 | 32.03 | 9.05 | 33.03 | 344 | 337 | P | V |
| | | 5072.08 | 40.77 | -13.23 | 54 | 32.84 | 31.98 | 8.99 | 33.04 | 344 | 337 | A | V |
| | * | 5260 | 104.06 | - | - | 95.8 | 32.17 | 9.12 | 33.03 | 344 | 337 | P | V |
| | * | 5260 | 96.03 | - | - | 87.77 | 32.17 | 9.12 | 33.03 | 344 | 337 | A | V |
| | | 5417.04 | 49.03 | -24.97 | 74 | 40.51 | 32.32 | 9.22 | 33.02 | 344 | 337 | P | V |
| | | 5454.72 | 40.55 | -13.45 | 54 | 31.93 | 32.35 | 9.29 | 33.02 | 344 | 337 | A | V |
| 802.11ac VHT20 CH 60 5300MHz | | 5083.98 | 49.27 | -24.73 | 74 | 41.32 | 31.98 | 9.01 | 33.04 | 103 | 123 | P | H |
| | | 5087.04 | 40.73 | -13.27 | 54 | 32.78 | 31.98 | 9.01 | 33.04 | 103 | 123 | A | H |
| | * | 5300 | 104.71 | - | - | 96.38 | 32.2 | 9.16 | 33.03 | 103 | 123 | P | H |
| | * | 5300 | 98.54 | - | - | 90.21 | 32.2 | 9.16 | 33.03 | 103 | 123 | A | H |
| | | 5356.32 | 50.32 | -23.68 | 74 | 41.91 | 32.25 | 9.19 | 33.03 | 103 | 123 | P | H |
| | | 5350.32 | 41.67 | -12.33 | 54 | 33.26 | 32.25 | 9.19 | 33.03 | 103 | 123 | A | H |
| | | 5091.12 | 49.24 | -24.76 | 74 | 41.27 | 32 | 9.01 | 33.04 | 338 | 336 | P | V |
| | | 5054.4 | 40.71 | -13.29 | 54 | 32.83 | 31.95 | 8.97 | 33.04 | 338 | 336 | A | V |
| | * | 5300 | 104.8 | - | - | 96.47 | 32.2 | 9.16 | 33.03 | 338 | 336 | P | V |
| | * | 5300 | 97.1 | - | - | 88.77 | 32.2 | 9.16 | 33.03 | 338 | 336 | A | V |
| | 5357.52 | 49.33 | -24.67 | 74 | 40.92 | 32.25 | 9.19 | 33.03 | 338 | 336 | P | V | |
| | 5353.2 | 41.08 | -12.92 | 54 | 32.67 | 32.25 | 9.19 | 33.03 | 338 | 336 | A | V | |



| | | | | | | | | | | | | | |
|---|---|---------|--------|--------|----|-------|-------|------|-------|-----|-----|---|---|
| 802.11ac VHT20 CH 64 5320MHz | * | 5320 | 103.59 | - | - | 95.23 | 32.22 | 9.17 | 33.03 | 100 | 125 | P | H |
| | * | 5320 | 94.83 | - | - | 86.47 | 32.22 | 9.17 | 33.03 | 100 | 125 | A | H |
| | | 5351.68 | 51.23 | -22.77 | 74 | 42.82 | 32.25 | 9.19 | 33.03 | 100 | 125 | P | H |
| | | 5351.52 | 41.56 | -12.44 | 54 | 33.15 | 32.25 | 9.19 | 33.03 | 100 | 125 | A | H |
| | | | | | | | | | | | | | H |
| | | | | | | | | | | | | | H |
| | * | 5320 | 103.01 | - | - | 94.65 | 32.22 | 9.17 | 33.03 | 400 | 357 | P | V |
| | * | 5320 | 94.52 | - | - | 86.16 | 32.22 | 9.17 | 33.03 | 400 | 357 | A | V |
| | | 5431 | 50.07 | -23.93 | 74 | 41.5 | 32.33 | 9.26 | 33.02 | 400 | 357 | P | V |
| | | 5350.72 | 41.17 | -12.83 | 54 | 32.76 | 32.25 | 9.19 | 33.03 | 400 | 357 | A | V |
| | | | | | | | | | | | | | V |
| | | | | | | | | | | | | | V |
| Remark | 1. No other spurious found. 2. All results are PASS against Peak and Average limit line. | | | | | | | | | | | | |



Band 2 5250~5350MHz
WIFI 802.11ac VHT20 (Harmonic @ 3m)

| WIFI Ant. 1 | Note | Frequency (MHz) | Level (dBμV/m) | Over Limit (dB) | Limit Line (dBμV/m) | Read Level (dBμV) | Antenna Factor (dB/m) | Cable Loss (dB) | Preamp Factor (dB) | Ant Pos (cm) | Table Pos (deg) | Peak Avg. (P/A) | Pol. (H/V) | |
|---------------------------------|--|-------------------|------------------|-------------------|-----------------------|---------------------|-------------------------|-------------------|----------------------|----------------|-------------------|-------------------|--------------|---|
| 802.11ac VHT20 CH 52 5260MHz | | 10520 | 46.45 | -27.55 | 74 | 56.88 | 38.62 | 14.74 | 64.1 | 100 | 0 | P | H | |
| | | 15780 | 44.19 | -29.81 | 74 | 50.47 | 36.71 | 18.15 | 61.45 | 100 | 0 | P | H | |
| | | | | | | | | | | | | | H | |
| | | | | | | | | | | | | | H | |
| | | | 10520 | 46.33 | -27.67 | 74 | 56.76 | 38.62 | 14.74 | 64.1 | 100 | 0 | P | V |
| | | | 15780 | 44.7 | -29.3 | 74 | 50.98 | 36.71 | 18.15 | 61.45 | 100 | 0 | P | V |
| | | | | | | | | | | | | | | V |
| 802.11ac VHT20 CH 60 5300MHz | | 10600 | 46.62 | -27.38 | 74 | 56.87 | 38.72 | 14.8 | 64.08 | 100 | 0 | P | H | |
| | | 15900 | 44.17 | -29.83 | 74 | 50.36 | 36.27 | 18.25 | 60.99 | 100 | 0 | P | H | |
| | | | | | | | | | | | | | H | |
| | | | | | | | | | | | | | H | |
| | | | 10600 | 45.9 | -28.1 | 74 | 56.15 | 38.72 | 14.8 | 64.08 | 100 | 0 | P | V |
| | | | 15900 | 44.34 | -29.66 | 74 | 50.53 | 36.27 | 18.25 | 60.99 | 100 | 0 | P | V |
| | | | | | | | | | | | | | | V |
| 802.11ac VHT20 CH 64 5320MHz | | 10640 | 44.71 | -29.29 | 74 | 54.89 | 38.77 | 14.82 | 64.07 | 100 | 0 | P | H | |
| | | 15960 | 43.14 | -30.86 | 74 | 49.29 | 36.02 | 18.3 | 60.73 | 100 | 0 | P | H | |
| | | | | | | | | | | | | | H | |
| | | | | | | | | | | | | | H | |
| | | | 10640 | 44.03 | -29.97 | 74 | 54.21 | 38.77 | 14.82 | 64.07 | 100 | 0 | P | V |
| | | | 15960 | 43.59 | -30.41 | 74 | 49.74 | 36.02 | 18.3 | 60.73 | 100 | 0 | P | V |
| | | | | | | | | | | | | | | V |
| Remark | 1. No other spurious found. | | | | | | | | | | | | | |
| | 2. All results are PASS against Peak and Average limit line. | | | | | | | | | | | | | |



Band 2 5250~5350MHz
WIFI 802.11ac VHT40 (Band Edge @ 3m)

| WIFI Ant. 1 | Note | Frequency (MHz) | Level (dBμV/m) | Over Limit (dB) | Limit Line (dBμV/m) | Read Level (dBμV) | Antenna Factor (dB/m) | Cable Loss (dB) | Preamp Factor (dB) | Ant Pos (cm) | Table Pos (deg) | Peak Avg. (P/A) | Pol. (H/V) |
|------------------------------|---|-------------------|------------------|-------------------|-----------------------|-------------------|-------------------------|-------------------|----------------------|----------------|-------------------|-----------------|------------|
| 802.11ac VHT40 CH 54 5270MHz | | 5148.92 | 49.65 | -24.35 | 74 | 41.58 | 32.05 | 9.05 | 33.03 | 100 | 121 | P | H |
| | | 5120.02 | 41.54 | -12.46 | 54 | 33.52 | 32.02 | 9.03 | 33.03 | 100 | 121 | A | H |
| | * | 5270 | 102.98 | - | - | 94.7 | 32.17 | 9.14 | 33.03 | 100 | 121 | P | H |
| | * | 5270 | 93.84 | - | - | 85.56 | 32.17 | 9.14 | 33.03 | 100 | 121 | A | H |
| | | 5426.64 | 49.48 | -24.52 | 74 | 40.92 | 32.32 | 9.26 | 33.02 | 100 | 121 | P | H |
| | | 5350.56 | 41.52 | -12.48 | 54 | 33.11 | 32.25 | 9.19 | 33.03 | 100 | 121 | A | H |
| | | 5116.96 | 49.54 | -24.46 | 74 | 41.53 | 32.02 | 9.03 | 33.04 | 368 | 79 | P | V |
| | | 5040.12 | 41.37 | -12.63 | 54 | 33.49 | 31.95 | 8.97 | 33.04 | 368 | 79 | A | V |
| | * | 5270 | 102.13 | - | - | 93.85 | 32.17 | 9.14 | 33.03 | 368 | 79 | P | V |
| | * | 5270 | 93.06 | - | - | 84.78 | 32.17 | 9.14 | 33.03 | 368 | 79 | A | V |
| | | 5414.88 | 48.4 | -25.6 | 74 | 39.88 | 32.32 | 9.22 | 33.02 | 368 | 79 | P | V |
| | | 5355.6 | 41.04 | -12.96 | 54 | 32.63 | 32.25 | 9.19 | 33.03 | 368 | 79 | A | V |
| | 802.11ac VHT40 CH 62 5310MHz | | 5138.72 | 50.08 | -23.92 | 74 | 42.03 | 32.03 | 9.05 | 33.03 | 100 | 121 | P |
| | | 5091.8 | 41.61 | -12.39 | 54 | 33.64 | 32 | 9.01 | 33.04 | 100 | 121 | A | H |
| * | | 5310 | 103.13 | - | - | 94.78 | 32.22 | 9.16 | 33.03 | 100 | 121 | P | H |
| * | | 5310 | 94.29 | - | - | 85.94 | 32.22 | 9.16 | 33.03 | 100 | 121 | A | H |
| | | 5351.76 | 55.9 | -18.1 | 74 | 47.49 | 32.25 | 9.19 | 33.03 | 100 | 121 | P | H |
| | | 5350.8 | 50.71 | -3.29 | 54 | 42.3 | 32.25 | 9.19 | 33.03 | 100 | 121 | A | H |
| | | 5139.4 | 50.04 | -23.96 | 74 | 41.99 | 32.03 | 9.05 | 33.03 | 362 | 79 | P | V |
| | | 5040.46 | 41.67 | -12.33 | 54 | 33.79 | 31.95 | 8.97 | 33.04 | 362 | 79 | A | V |
| * | | 5310 | 102.92 | - | - | 94.57 | 32.22 | 9.16 | 33.03 | 362 | 79 | P | V |
| * | | 5310 | 93.95 | - | - | 85.6 | 32.22 | 9.16 | 33.03 | 362 | 79 | A | V |
| | 5352 | 56.48 | -17.52 | 74 | 48.07 | 32.25 | 9.19 | 33.03 | 362 | 79 | P | V | |
| | 5350.56 | 49.71 | -4.29 | 54 | 41.3 | 32.25 | 9.19 | 33.03 | 362 | 79 | A | V | |
| Remark | 1. No other spurious found. 2. All results are PASS against Peak and Average limit line. | | | | | | | | | | | | |



Band 2 5250~5350MHz
WIFI 802.11ac VHT40 (Harmonic @ 3m)

| WIFI Ant. 1 | Note | Frequency (MHz) | Level (dBμV/m) | Over Limit (dB) | Limit Line (dBμV/m) | Read Level (dBμV) | Antenna Factor (dB/m) | Cable Loss (dB) | Preamp Factor (dB) | Ant Pos (cm) | Table Pos (deg) | Peak Avg. (P/A) | Pol. (H/V) |
|------------------------------|--|-------------------|------------------|-------------------|-----------------------|-------------------|-------------------------|-------------------|----------------------|----------------|-------------------|-----------------|------------|
| 802.11ac VHT40 CH 54 5270MHz | | 10540 | 45.77 | -28.23 | 74 | 56.15 | 38.64 | 14.76 | 64.09 | 100 | 0 | P | H |
| | | 15810 | 44.8 | -29.2 | 74 | 51.05 | 36.58 | 18.18 | 61.32 | 100 | 0 | P | H |
| | | | | | | | | | | | | | H |
| | | | | | | | | | | | | | H |
| | | 10540 | 45.77 | -28.23 | 74 | 56.15 | 38.64 | 14.76 | 64.09 | 100 | 0 | P | V |
| | | 15810 | 44.64 | -29.36 | 74 | 50.89 | 36.58 | 18.18 | 61.32 | 100 | 0 | P | V |
| | | | | | | | | | | | | | V |
| 802.11ac VHT40 CH 62 5310MHz | | 10620 | 45.2 | -28.8 | 74 | 55.43 | 38.74 | 14.81 | 64.08 | 100 | 0 | P | H |
| | | 15930 | 43.1 | -30.9 | 74 | 49.26 | 36.15 | 18.28 | 60.86 | 100 | 0 | P | H |
| | | | | | | | | | | | | | H |
| | | | | | | | | | | | | | H |
| | | 10620 | 45.48 | -28.52 | 74 | 55.71 | 38.74 | 14.81 | 64.08 | 100 | 0 | P | V |
| | | 15930 | 43.54 | -30.46 | 74 | 49.7 | 36.15 | 18.28 | 60.86 | 100 | 0 | P | V |
| | | | | | | | | | | | | | V |
| Remark | 1. No other spurious found. | | | | | | | | | | | | |
| | 2. All results are PASS against Peak and Average limit line. | | | | | | | | | | | | |



Band 2 5250~5350MHz
WIFI 802.11ac VHT80 (Band Edge @ 3m)

| WIFI Ant. 1 | Note | Frequency (MHz) | Level (dBμV/m) | Over Limit (dB) | Limit Line (dBμV/m) | Read Level (dBμV) | Antenna Factor (dB/m) | Cable Loss (dB) | Preamp Factor (dB) | Ant Pos (cm) | Table Pos (deg) | Peak Avg. (P/A) | Pol. (H/V) |
|-------------------------------------|---|-------------------|------------------|-------------------|-----------------------|-------------------|-------------------------|-------------------|----------------------|----------------|-------------------|-----------------|------------|
| 802.11ac VHT80 CH 58 5290MHz | | 5144.5 | 48.95 | -25.05 | 74 | 40.88 | 32.05 | 9.05 | 33.03 | 100 | 116 | P | H |
| | | 5085 | 41.51 | -12.49 | 54 | 33.56 | 31.98 | 9.01 | 33.04 | 100 | 116 | A | H |
| | * | 5290 | 98.27 | - | - | 89.96 | 32.18 | 9.16 | 33.03 | 100 | 116 | P | H |
| | * | 5290 | 90.01 | - | - | 81.7 | 32.18 | 9.16 | 33.03 | 100 | 116 | A | H |
| | | 5360.16 | 58.4 | -15.6 | 74 | 49.99 | 32.25 | 9.19 | 33.03 | 100 | 116 | P | H |
| | | 5351.52 | 50.27 | -3.73 | 54 | 41.86 | 32.25 | 9.19 | 33.03 | 100 | 116 | A | H |
| | | 5055.76 | 49.98 | -24.02 | 74 | 42.06 | 31.97 | 8.99 | 33.04 | 300 | 82 | P | V |
| | | 5101.32 | 41.51 | -12.49 | 54 | 33.54 | 32 | 9.01 | 33.04 | 300 | 82 | A | V |
| | * | 5290 | 96.83 | - | - | 88.52 | 32.18 | 9.16 | 33.03 | 300 | 82 | P | V |
| | * | 5290 | 88.11 | - | - | 79.8 | 32.18 | 9.16 | 33.03 | 300 | 82 | A | V |
| | | 5357.76 | 56.37 | -17.63 | 74 | 47.96 | 32.25 | 9.19 | 33.03 | 300 | 82 | P | V |
| | | 5351.04 | 48.59 | -5.41 | 54 | 40.18 | 32.25 | 9.19 | 33.03 | 300 | 82 | A | V |
| Remark | 1. No other spurious found. 2. All results are PASS against Peak and Average limit line. | | | | | | | | | | | | |



Band 2 5250~5350MHz
WIFI 802.11ac VHT80 (Harmonic @ 3m)

| WIFI Ant. 1 | Note | Frequency (MHz) | Level (dBμV/m) | Over Limit (dB) | Limit Line (dBμV/m) | Read Level (dBμV) | Antenna Factor (dB/m) | Cable Loss (dB) | Preamp Factor (dB) | Ant Pos (cm) | Table Pos (deg) | Peak Avg. (P/A) | Pol. (H/V) | |
|------------------------------|---|-------------------|------------------|-------------------|-----------------------|-------------------|-------------------------|-------------------|----------------------|----------------|-------------------|-----------------|------------|---|
| 802.11ac VHT80 CH 58 5290MHz | | 10580 | 44.71 | -29.29 | 74 | 55 | 38.7 | 14.78 | 64.08 | 100 | 0 | P | H | |
| | | 15870 | 44.17 | -29.83 | 74 | 50.39 | 36.33 | 18.22 | 61.06 | 100 | 0 | P | H | |
| | | | | | | | | | | | | | H | |
| | | | | | | | | | | | | | H | |
| | | | 10580 | 45.05 | -28.95 | 74 | 55.34 | 38.7 | 14.78 | 64.08 | 100 | 0 | P | V |
| | | | 15870 | 44.81 | -29.19 | 74 | 51.03 | 36.33 | 18.22 | 61.06 | 100 | 0 | P | V |
| | | | | | | | | | | | | | | V |
| | | | | | | | | | | | | | | V |
| Remark | 1. No other spurious found. 2. All results are PASS against Peak and Average limit line. | | | | | | | | | | | | | |



Band 3 - 5470~5725MHz
WIFI 802.11a (Band Edge @ 3m)

| WIFI | Note | Frequency | Level | Over | Limit | Read | Antenna | Cable | Preamp | Ant | Table | Peak | Pol. | |
|------------------------------|------|-----------|------------|--------|------------|----------|----------|--------|--------|--------|---------|-------|-------|---|
| Ant. | | | | Limit | Line | Level | Factor | Loss | Factor | Pos | Pos | Avg. | | |
| 1 | | (MHz) | (dBμV/m) | (dB) | (dBμV/m) | (dBμV) | (dB/m) | (dB) | (dB) | (cm) | (deg) | (P/A) | (H/V) | |
| 802.11a CH 100 5500MHz | | 5455.6 | 50.6 | -23.4 | 74 | 41.98 | 32.35 | 9.29 | 33.02 | 100 | 118 | P | H | |
| | | 5462.64 | 51.08 | -17.12 | 68.2 | 42.44 | 32.37 | 9.29 | 33.02 | 100 | 118 | P | H | |
| | | 5457.52 | 42.6 | -11.4 | 54 | 33.98 | 32.35 | 9.29 | 33.02 | 100 | 118 | A | H | |
| | * | 5500 | 107.09 | - | - | 98.34 | 32.4 | 9.37 | 33.02 | 100 | 118 | P | H | |
| | * | 5500 | 99.2 | - | - | 90.45 | 32.4 | 9.37 | 33.02 | 100 | 118 | A | H | |
| | | | | | | | | | | | | | | H |
| | | | 5456.88 | 50.82 | -23.18 | 74 | 42.2 | 32.35 | 9.29 | 33.02 | 300 | 340 | P | V |
| | | | 5461.52 | 50.11 | -18.09 | 68.2 | 41.49 | 32.35 | 9.29 | 33.02 | 300 | 340 | P | V |
| | | | 5459.92 | 41.49 | -12.51 | 54 | 32.87 | 32.35 | 9.29 | 33.02 | 300 | 340 | A | V |
| | * | | 5500 | 104.96 | - | - | 96.21 | 32.4 | 9.37 | 33.02 | 300 | 340 | P | V |
| | * | | 5500 | 97.1 | - | - | 88.35 | 32.4 | 9.37 | 33.02 | 300 | 340 | A | V |
| | | | | | | | | | | | | | | V |
| 802.11a CH 116 5580MHz | | 5452.24 | 49.92 | -24.08 | 74 | 41.3 | 32.35 | 9.29 | 33.02 | 101 | 120 | P | H | |
| | | 5463.28 | 48.69 | -19.51 | 68.2 | 40.05 | 32.37 | 9.29 | 33.02 | 101 | 120 | P | H | |
| | | 5458.24 | 40.81 | -13.19 | 54 | 32.19 | 32.35 | 9.29 | 33.02 | 101 | 120 | A | H | |
| | * | 5580 | 107.94 | - | - | 98.96 | 32.57 | 9.48 | 33.07 | 101 | 120 | P | H | |
| | * | 5580 | 99.87 | - | - | 90.89 | 32.57 | 9.48 | 33.07 | 101 | 120 | A | H | |
| | | | 5753.66 | 49.39 | -18.81 | 68.2 | 39.64 | 33.02 | 9.88 | 33.15 | 101 | 120 | P | H |
| | | | 5457.76 | 48.48 | -25.52 | 74 | 39.86 | 32.35 | 9.29 | 33.02 | 344 | 329 | P | V |
| | | | 5460.88 | 49.05 | -19.15 | 68.2 | 40.43 | 32.35 | 9.29 | 33.02 | 344 | 329 | P | V |
| | | | 5453.68 | 40.67 | -13.33 | 54 | 32.05 | 32.35 | 9.29 | 33.02 | 344 | 329 | A | V |
| | * | | 5580 | 105.82 | - | - | 96.84 | 32.57 | 9.48 | 33.07 | 344 | 329 | P | V |
| | * | | 5580 | 97.51 | - | - | 88.53 | 32.57 | 9.48 | 33.07 | 344 | 329 | A | V |
| | | | 5754.605 | 49.75 | -18.45 | 68.2 | 40 | 33.02 | 9.88 | 33.15 | 344 | 329 | P | V |



| | | | | | | | | | | | | | |
|---|---|---------|--------|--------|------|--------|-------|------|-------|-----|-----|---|---|
| 802.11a CH 140 5700MHz | * | 5700 | 110.38 | - | - | 100.89 | 32.86 | 9.75 | 33.12 | 100 | 120 | P | H |
| | * | 5700 | 102.35 | - | - | 92.86 | 32.86 | 9.75 | 33.12 | 100 | 120 | A | H |
| | | 5726.28 | 58.96 | -9.24 | 68.2 | 49.34 | 32.94 | 9.81 | 33.13 | 100 | 120 | P | H |
| | | | | | | | | | | | | | H |
| | | | | | | | | | | | | | H |
| | | | | | | | | | | | | | H |
| | * | 5700 | 105.68 | - | - | 96.19 | 32.86 | 9.75 | 33.12 | 293 | 344 | P | V |
| | * | 5700 | 98.08 | - | - | 88.59 | 32.86 | 9.75 | 33.12 | 293 | 344 | A | V |
| | | 5725.56 | 53.17 | -15.03 | 68.2 | 43.55 | 32.94 | 9.81 | 33.13 | 293 | 344 | P | V |
| | | | | | | | | | | | | | V |
| | | | | | | | | | | | | | V |
| | | | | | | | | | | | | | V |
| Remark | 1. No other spurious found. 2. All results are PASS against Peak and Average limit line. | | | | | | | | | | | | |



Band 3 - 5470~5725MHz
WIFI 802.11a (Harmonic @ 3m)

| WIFI Ant. 1 | Note | Frequency (MHz) | Level (dBμV/m) | Over Limit (dB) | Limit Line (dBμV/m) | Read Level (dBμV) | Antenna Factor (dB/m) | Cable Loss (dB) | Preamp Factor (dB) | Ant Pos (cm) | Table Pos (deg) | Peak Avg. (P/A) | Pol. (H/V) | |
|------------------------------|---|-------------------|------------------|-------------------|-----------------------|-------------------|-------------------------|-------------------|----------------------|----------------|-------------------|-----------------|------------|---|
| 802.11a CH 100 5500MHz | | 11000 | 46.65 | -27.35 | 74 | 56.07 | 39.2 | 15.08 | 64 | 100 | 0 | P | H | |
| | | 16500 | 43.26 | -24.94 | 68.2 | 49.82 | 37.1 | 18.74 | 62.7 | 100 | 0 | P | H | |
| | | | | | | | | | | | | | H | |
| | | | | | | | | | | | | | H | |
| | | | 11000 | 46.7 | -27.3 | 74 | 56.12 | 39.2 | 15.08 | 64 | 100 | 0 | P | V |
| | | | 16500 | 42.79 | -25.41 | 68.2 | 49.35 | 37.1 | 18.74 | 62.7 | 100 | 0 | P | V |
| | | | | | | | | | | | | | | V |
| | | | | | | | | | | | | | | V |
| 802.11a CH 116 5580MHz | | 11160 | 47.34 | -26.66 | 74 | 56.55 | 38.97 | 15.2 | 63.67 | 100 | 0 | P | H | |
| | | 16740 | 45.45 | -22.75 | 68.2 | 49.97 | 38.93 | 18.93 | 62.7 | 100 | 0 | P | H | |
| | | | | | | | | | | | | | H | |
| | | | | | | | | | | | | | H | |
| | | | 11160 | 47.91 | -26.09 | 74 | 57.12 | 38.97 | 15.2 | 63.67 | 100 | 0 | P | V |
| | | | 16740 | 47.02 | -21.18 | 68.2 | 51.54 | 38.93 | 18.93 | 62.7 | 100 | 0 | P | V |
| | | | | | | | | | | | | | | V |
| | | | | | | | | | | | | | | V |
| 802.11a CH 140 5700MHz | | 11400 | 46.74 | -27.26 | 74 | 55.64 | 38.64 | 15.38 | 63.2 | 100 | 0 | P | H | |
| | | 17100 | 48.9 | -19.3 | 68.2 | 50.53 | 40.84 | 19.18 | 62 | 100 | 0 | P | H | |
| | | | | | | | | | | | | | H | |
| | | | | | | | | | | | | | H | |
| | | | 11400 | 47.07 | -26.93 | 74 | 55.97 | 38.64 | 15.38 | 63.2 | 100 | 0 | P | V |
| | | | 17100 | 49.31 | -18.89 | 68.2 | 50.94 | 40.84 | 19.18 | 62 | 100 | 0 | P | V |
| | | | | | | | | | | | | | | V |
| | | | | | | | | | | | | | | V |
| Remark | 1. No other spurious found. 2. All results are PASS against Peak and Average limit line. | | | | | | | | | | | | | |



Band 3 - 5470~5725MHz
WIFI 802.11ac VHT20 (Band Edge @ 3m)

| WIFI Ant. 1 | Note | Frequency (MHz) | Level (dBμV/m) | Over Limit (dB) | Limit Line (dBμV/m) | Read Level (dBμV) | Antenna Factor (dB/m) | Cable Loss (dB) | Preamp Factor (dB) | Ant Pos (cm) | Table Pos (deg) | Peak Avg. (P/A) | Pol. (H/V) | |
|-------------------------------|------|-------------------|------------------|-------------------|-----------------------|-------------------|-------------------------|-------------------|----------------------|----------------|-------------------|-----------------|------------|---|
| 802.11ac VHT20 CH 100 5500MHz | | 5458.32 | 50.32 | -23.68 | 74 | 41.7 | 32.35 | 9.29 | 33.02 | 100 | 112 | P | H | |
| | | 5467.44 | 49.73 | -18.47 | 68.2 | 41.09 | 32.37 | 9.29 | 33.02 | 100 | 112 | P | H | |
| | | 5458.48 | 41.55 | -12.45 | 54 | 32.93 | 32.35 | 9.29 | 33.02 | 100 | 112 | A | H | |
| | * | 5500 | 104.4 | - | - | 95.65 | 32.4 | 9.37 | 33.02 | 100 | 112 | P | H | |
| | * | 5500 | 95.5 | - | - | 86.75 | 32.4 | 9.37 | 33.02 | 100 | 112 | A | H | |
| | | | | | | | | | | | | | | H |
| | | | 5453.52 | 50.26 | -23.74 | 74 | 41.64 | 32.35 | 9.29 | 33.02 | 293 | 79 | P | V |
| | | | 5468.08 | 50.78 | -17.42 | 68.2 | 42.14 | 32.37 | 9.29 | 33.02 | 293 | 79 | P | V |
| | | | 5458.8 | 42.15 | -11.85 | 54 | 33.53 | 32.35 | 9.29 | 33.02 | 293 | 79 | A | V |
| | * | | 5500 | 105.33 | - | - | 96.58 | 32.4 | 9.37 | 33.02 | 293 | 79 | P | V |
| | * | | 5500 | 96.41 | - | - | 87.66 | 32.4 | 9.37 | 33.02 | 293 | 79 | A | V |
| | | | | | | | | | | | | | | V |
| 802.11ac VHT20 CH 116 5580MHz | | 5428.48 | 49.66 | -24.34 | 74 | 41.1 | 32.32 | 9.26 | 33.02 | 100 | 121 | P | H | |
| | | 5469.76 | 49.22 | -18.98 | 68.2 | 40.58 | 32.37 | 9.29 | 33.02 | 100 | 121 | P | H | |
| | | 5458.72 | 40.6 | -13.4 | 54 | 31.98 | 32.35 | 9.29 | 33.02 | 100 | 121 | A | H | |
| | * | 5580 | 107.97 | - | - | 98.99 | 32.57 | 9.48 | 33.07 | 100 | 121 | P | H | |
| | * | 5580 | 99.11 | - | - | 90.13 | 32.57 | 9.48 | 33.07 | 100 | 121 | A | H | |
| | | | 5758.385 | 50.05 | -18.15 | 68.2 | 40.24 | 33.02 | 9.95 | 33.16 | 100 | 121 | P | H |
| | | | 5352.16 | 49.01 | -24.99 | 74 | 40.6 | 32.25 | 9.19 | 33.03 | 282 | 80 | P | V |
| | | | 5460.64 | 47.56 | -20.64 | 68.2 | 38.94 | 32.35 | 9.29 | 33.02 | 282 | 80 | P | V |
| | | | 5457.28 | 40.59 | -13.41 | 54 | 31.97 | 32.35 | 9.29 | 33.02 | 282 | 80 | A | V |
| | * | | 5580 | 105.18 | - | - | 96.2 | 32.57 | 9.48 | 33.07 | 282 | 80 | P | V |
| | * | | 5580 | 96.5 | - | - | 87.52 | 32.57 | 9.48 | 33.07 | 282 | 80 | A | V |
| | | | 5742.95 | 50.21 | -17.99 | 68.2 | 40.5 | 32.98 | 9.88 | 33.15 | 282 | 80 | P | V |



| | | | | | | | | | | | | | |
|--|---|--------|--------|--------|------|--------|-------|------|-------|-----|-----|---|---|
| 802.11ac VHT20 CH 140 5700MHz | * | 5700 | 109.97 | - | - | 100.48 | 32.86 | 9.75 | 33.12 | 100 | 121 | P | H |
| | * | 5700 | 101.15 | - | - | 91.66 | 32.86 | 9.75 | 33.12 | 100 | 121 | A | H |
| | | 5726.2 | 57.89 | -10.31 | 68.2 | 48.27 | 32.94 | 9.81 | 33.13 | 100 | 121 | P | H |
| | | | | | | | | | | | | | H |
| | | | | | | | | | | | | | H |
| | | | | | | | | | | | | | H |
| | * | 5700 | 107.03 | - | - | 97.54 | 32.86 | 9.75 | 33.12 | 281 | 79 | P | V |
| | * | 5700 | 98.18 | - | - | 88.69 | 32.86 | 9.75 | 33.12 | 281 | 79 | A | V |
| | | 5725 | 54.6 | -13.6 | 68.2 | 44.98 | 32.94 | 9.81 | 33.13 | 281 | 79 | P | V |
| | | | | | | | | | | | | | V |
| | | | | | | | | | | | | | V |
| | | | | | | | | | | | | | V |
| Remark | 1. No other spurious found. 2. All results are PASS against Peak and Average limit line. | | | | | | | | | | | | |



Band 3 - 5470~5725MHz
WIFI 802.11ac VHT20 (Harmonic @ 3m)

| WIFI Ant. 1 | Note | Frequency (MHz) | Level (dBμV/m) | Over Limit (dB) | Limit Line (dBμV/m) | Read Level (dBμV) | Antenna Factor (dB/m) | Cable Loss (dB) | Preamp Factor (dB) | Ant Pos (cm) | Table Pos (deg) | Peak Avg. (P/A) | Pol. (H/V) | |
|-------------------------------|--|-------------------|------------------|-------------------|-----------------------|-------------------|-------------------------|-------------------|----------------------|----------------|-------------------|-----------------|------------|---|
| 802.11ac VHT20 CH 100 5500MHz | | 11000 | 46.53 | -27.47 | 74 | 55.95 | 39.2 | 15.08 | 64 | 100 | 0 | P | H | |
| | | 16500 | 43.18 | -25.02 | 68.2 | 49.74 | 37.1 | 18.74 | 62.7 | 100 | 0 | P | H | |
| | | | | | | | | | | | | | H | |
| | | | | | | | | | | | | | H | |
| | | | 11000 | 46.5 | -27.5 | 74 | 55.92 | 39.2 | 15.08 | 64 | 100 | 0 | P | V |
| | | | 16500 | 42.76 | -25.44 | 68.2 | 49.32 | 37.1 | 18.74 | 62.7 | 100 | 0 | P | V |
| | | | | | | | | | | | | | | V |
| 802.11ac VHT20 CH 116 5580MHz | | 11160 | 46.69 | -27.31 | 74 | 55.9 | 38.97 | 15.2 | 63.67 | 100 | 0 | P | H | |
| | | 16740 | 44.94 | -23.26 | 68.2 | 49.46 | 38.93 | 18.93 | 62.7 | 100 | 0 | P | H | |
| | | | | | | | | | | | | | H | |
| | | | | | | | | | | | | | H | |
| | | | 11160 | 46.67 | -27.33 | 74 | 55.88 | 38.97 | 15.2 | 63.67 | 100 | 0 | P | V |
| | | | 16740 | 45.22 | -22.98 | 68.2 | 49.74 | 38.93 | 18.93 | 62.7 | 100 | 0 | P | V |
| | | | | | | | | | | | | | | V |
| 802.11ac VHT20 CH 140 5700MHz | | 11400 | 45.97 | -28.03 | 74 | 54.87 | 38.64 | 15.38 | 63.2 | 100 | 0 | P | H | |
| | | 17100 | 48.98 | -19.22 | 68.2 | 50.61 | 40.84 | 19.18 | 62 | 100 | 0 | P | H | |
| | | | | | | | | | | | | | H | |
| | | | | | | | | | | | | | H | |
| | | | 11400 | 46.06 | -27.94 | 74 | 54.96 | 38.64 | 15.38 | 63.2 | 100 | 0 | P | V |
| | | | 17100 | 48.74 | -19.46 | 68.2 | 50.37 | 40.84 | 19.18 | 62 | 100 | 0 | P | V |
| | | | | | | | | | | | | | | V |
| Remark | 1. No other spurious found. | | | | | | | | | | | | | |
| | 2. All results are PASS against Peak and Average limit line. | | | | | | | | | | | | | |



Band 3 - 5470~5725MHz
WIFI 802.11ac VHT40 (Band Edge @ 3m)

| WIFI Ant. 1 | Note | Frequency (MHz) | Level (dBμV/m) | Over Limit (dB) | Limit Line (dBμV/m) | Read Level (dBμV) | Antenna Factor (dB/m) | Cable Loss (dB) | Preamp Factor (dB) | Ant Pos (cm) | Table Pos (deg) | Peak Avg. (P/A) | Pol. (H/V) |
|-------------------------------|------|-------------------|------------------|-------------------|-----------------------|---------------------|-------------------------|-------------------|----------------------|----------------|-------------------|-------------------|--------------|
| 802.11ac VHT40 CH 102 5510MHz | | 5459.44 | 53.82 | -20.18 | 74 | 45.2 | 32.35 | 9.29 | 33.02 | 100 | 121 | P | H |
| | | 5467.84 | 57.87 | -10.33 | 68.2 | 49.23 | 32.37 | 9.29 | 33.02 | 100 | 121 | P | H |
| | | 5459.68 | 45.64 | -8.36 | 54 | 37.02 | 32.35 | 9.29 | 33.02 | 100 | 121 | A | H |
| | * | 5510 | 102.64 | - | - | 93.9 | 32.4 | 9.37 | 33.03 | 100 | 121 | P | H |
| | * | 5510 | 93.63 | - | - | 84.89 | 32.4 | 9.37 | 33.03 | 100 | 121 | A | H |
| | | 5725.625 | 49.76 | -18.44 | 68.2 | 40.14 | 32.94 | 9.81 | 33.13 | 100 | 121 | P | H |
| | | 5459.92 | 51.73 | -22.27 | 74 | 43.11 | 32.35 | 9.29 | 33.02 | 271 | 79 | P | V |
| | | 5470 | 56.8 | -11.4 | 68.2 | 48.16 | 32.37 | 9.29 | 33.02 | 271 | 79 | P | V |
| | | 5459.2 | 43.83 | -10.17 | 54 | 35.21 | 32.35 | 9.29 | 33.02 | 271 | 79 | A | V |
| | * | 5510 | 101.19 | - | - | 92.45 | 32.4 | 9.37 | 33.03 | 271 | 79 | P | V |
| | * | 5510 | 91.82 | - | - | 83.08 | 32.4 | 9.37 | 33.03 | 271 | 79 | A | V |
| | | 5760.59 | 49.84 | -18.36 | 68.2 | 40.03 | 33.02 | 9.95 | 33.16 | 271 | 79 | P | V |
| 802.11ac VHT40 CH 110 5550MHz | | 5459.2 | 48.81 | -25.19 | 74 | 40.19 | 32.35 | 9.29 | 33.02 | 100 | 121 | P | H |
| | | 5461.12 | 49.62 | -18.58 | 68.2 | 41 | 32.35 | 9.29 | 33.02 | 100 | 121 | P | H |
| | | 5458.24 | 42.05 | -11.95 | 54 | 33.43 | 32.35 | 9.29 | 33.02 | 100 | 121 | A | H |
| | * | 5550 | 103.94 | - | - | 95.03 | 32.52 | 9.44 | 33.05 | 100 | 121 | P | H |
| | * | 5550 | 94.85 | - | - | 85.94 | 32.52 | 9.44 | 33.05 | 100 | 121 | A | H |
| | | 5730.035 | 51.08 | -17.12 | 68.2 | 41.46 | 32.94 | 9.81 | 33.13 | 100 | 121 | P | H |
| | | 5362.72 | 49.15 | -24.85 | 74 | 40.72 | 32.27 | 9.19 | 33.03 | 287 | 79 | P | V |
| | | 5465.2 | 49.55 | -18.65 | 68.2 | 40.91 | 32.37 | 9.29 | 33.02 | 287 | 79 | P | V |
| | | 5459.44 | 41.8 | -12.2 | 54 | 33.18 | 32.35 | 9.29 | 33.02 | 287 | 79 | A | V |
| | * | 5550 | 101.72 | - | - | 92.81 | 32.52 | 9.44 | 33.05 | 287 | 79 | P | V |
| | * | 5550 | 92.74 | - | - | 83.83 | 32.52 | 9.44 | 33.05 | 287 | 79 | A | V |
| | | 5755.55 | 49.93 | -18.27 | 68.2 | 40.18 | 33.02 | 9.88 | 33.15 | 287 | 79 | P | V |



| | | | | | | | | | | | | | |
|--|---|---------|--------|--------|------|-------|-------|------|-------|-----|-----|---|---|
| 802.11ac VHT40 CH 134 5670MHz | | 5451.5 | 48.54 | -25.46 | 74 | 39.92 | 32.35 | 9.29 | 33.02 | 100 | 121 | P | H |
| | | 5470 | 47.77 | -20.43 | 68.2 | 39.13 | 32.37 | 9.29 | 33.02 | 100 | 121 | P | H |
| | | 5453.6 | 41.16 | -12.84 | 54 | 32.54 | 32.35 | 9.29 | 33.02 | 100 | 121 | A | H |
| | * | 5670 | 105.35 | - | - | 95.97 | 32.81 | 9.68 | 33.11 | 100 | 121 | P | H |
| | * | 5670 | 96.79 | - | - | 87.41 | 32.81 | 9.68 | 33.11 | 100 | 121 | A | H |
| | | 5734.55 | 54.89 | -13.31 | 68.2 | 45.18 | 32.98 | 9.88 | 33.15 | 100 | 121 | P | H |
| | | 5353.15 | 48.65 | -25.35 | 74 | 40.24 | 32.25 | 9.19 | 33.03 | 284 | 79 | P | V |
| | | 5464.8 | 47.85 | -20.35 | 68.2 | 39.21 | 32.37 | 9.29 | 33.02 | 284 | 79 | P | V |
| | | 5437.85 | 41.05 | -12.95 | 54 | 32.48 | 32.33 | 9.26 | 33.02 | 284 | 79 | A | V |
| | * | 5670 | 102.41 | - | - | 93.03 | 32.81 | 9.68 | 33.11 | 284 | 79 | P | V |
| | * | 5670 | 94.01 | - | - | 84.63 | 32.81 | 9.68 | 33.11 | 284 | 79 | A | V |
| | | 5740.85 | 51.57 | -16.63 | 68.2 | 41.86 | 32.98 | 9.88 | 33.15 | 284 | 79 | P | V |
| Remark | 1. No other spurious found. 2. All results are PASS against Peak and Average limit line. | | | | | | | | | | | | |



Band 3 - 5470~5725MHz
WIFI 802.11ac VHT40 (Harmonic @ 3m)

| WIFI Ant. 1 | Note | Frequency (MHz) | Level (dBμV/m) | Over Limit (dB) | Limit Line (dBμV/m) | Read Level (dBμV) | Antenna Factor (dB/m) | Cable Loss (dB) | Preamp Factor (dB) | Ant Pos (cm) | Table Pos (deg) | Peak Avg. (P/A) | Pol. (H/V) |
|-------------------------------|--|-------------------|------------------|-------------------|-----------------------|---------------------|-------------------------|-------------------|----------------------|----------------|-------------------|-------------------|--------------|
| 802.11ac VHT40 CH 102 5510MHz | | 11020 | 46.23 | -27.77 | 74 | 55.62 | 39.18 | 15.11 | 63.97 | 100 | 0 | P | H |
| | | 16530 | 42.81 | -25.39 | 68.2 | 49.09 | 37.36 | 18.76 | 62.7 | 100 | 0 | P | H |
| | | | | | | | | | | | | | H |
| | | | | | | | | | | | | | H |
| | | 11020 | 45.72 | -28.28 | 74 | 55.11 | 39.18 | 15.11 | 63.97 | 100 | 0 | P | V |
| | | 16530 | 43.06 | -25.14 | 68.2 | 49.34 | 37.36 | 18.76 | 62.7 | 100 | 0 | P | V |
| | | | | | | | | | | | | | V |
| 802.11ac VHT40 CH 110 5550MHz | | 11100 | 46.56 | -27.44 | 74 | 55.85 | 39.06 | 15.16 | 63.8 | 100 | 0 | P | H |
| | | 16650 | 43.65 | -24.55 | 68.2 | 48.9 | 38.28 | 18.86 | 62.7 | 100 | 0 | P | H |
| | | | | | | | | | | | | | H |
| | | | | | | | | | | | | | H |
| | | 11100 | 46.27 | -27.73 | 74 | 55.56 | 39.06 | 15.16 | 63.8 | 100 | 0 | P | V |
| | | 16650 | 44.32 | -23.88 | 68.2 | 49.57 | 38.28 | 18.86 | 62.7 | 100 | 0 | P | V |
| | | | | | | | | | | | | | V |
| 802.11ac VHT40 CH 134 5670MHz | | 11340 | 47.03 | -26.97 | 74 | 56.01 | 38.73 | 15.33 | 63.33 | 100 | 0 | P | H |
| | | 17010 | 46.73 | -21.47 | 68.2 | 48.94 | 40.89 | 19.14 | 62.58 | 100 | 0 | P | H |
| | | | | | | | | | | | | | H |
| | | | | | | | | | | | | | H |
| | | 11340 | 47.77 | -26.23 | 74 | 56.75 | 38.73 | 15.33 | 63.33 | 100 | 0 | P | V |
| | | 17010 | 47.36 | -20.84 | 68.2 | 49.57 | 40.89 | 19.14 | 62.58 | 100 | 0 | P | V |
| | | | | | | | | | | | | | V |
| Remark | 1. No other spurious found. | | | | | | | | | | | | |
| | 2. All results are PASS against Peak and Average limit line. | | | | | | | | | | | | |



Band 3 5470~5725MHz
WIFI 802.11ac VHT80 (Band Edge @ 3m)

| WIFI Ant. 1 | Note | Frequency (MHz) | Level (dBμV/m) | Over Limit (dB) | Limit Line (dBμV/m) | Read Level (dBμV) | Antenna Factor (dB/m) | Cable Loss (dB) | Preamp Factor (dB) | Ant Pos (cm) | Table Pos (deg) | Peak Avg. (P/A) | Pol. (H/V) |
|-------------------------------|---|-------------------|------------------|-------------------|-----------------------|-------------------|-------------------------|-------------------|----------------------|----------------|-------------------|-----------------|------------|
| 802.11ac VHT80 CH 106 5530MHz | | 5456.08 | 56.91 | -17.09 | 74 | 48.29 | 32.35 | 9.29 | 33.02 | 100 | 121 | P | H |
| | | 5464.96 | 57.61 | -10.59 | 68.2 | 48.97 | 32.37 | 9.29 | 33.02 | 100 | 121 | P | H |
| | | 5458.72 | 49.81 | -4.19 | 54 | 41.19 | 32.35 | 9.29 | 33.02 | 100 | 121 | A | H |
| | * | 5530 | 99.65 | - | - | 90.85 | 32.44 | 9.41 | 33.05 | 100 | 121 | P | H |
| | * | 5530 | 90.27 | - | - | 81.47 | 32.44 | 9.41 | 33.05 | 100 | 121 | A | H |
| | | 5744.525 | 50.17 | -18.03 | 68.2 | 40.46 | 32.98 | 9.88 | 33.15 | 100 | 121 | P | H |
| | | 5458.24 | 56.21 | -17.79 | 74 | 47.59 | 32.35 | 9.29 | 33.02 | 285 | 79 | P | V |
| | | 5464 | 56.53 | -11.67 | 68.2 | 47.89 | 32.37 | 9.29 | 33.02 | 285 | 79 | P | V |
| | | 5459.2 | 48.84 | -5.16 | 54 | 40.22 | 32.35 | 9.29 | 33.02 | 285 | 79 | A | V |
| | * | 5530 | 97.82 | - | - | 89.02 | 32.44 | 9.41 | 33.05 | 285 | 79 | P | V |
| | * | 5530 | 88.05 | - | - | 79.25 | 32.44 | 9.41 | 33.05 | 285 | 79 | A | V |
| | | 5760.905 | 49.63 | -18.57 | 68.2 | 39.82 | 33.02 | 9.95 | 33.16 | 285 | 79 | P | V |
| 802.11ac VHT80 CH 122 5610MHz | | 5366.56 | 49.54 | -24.46 | 74 | 41.11 | 32.27 | 9.19 | 33.03 | 100 | 121 | P | H |
| | | 5462.56 | 48.77 | -19.43 | 68.2 | 40.13 | 32.37 | 9.29 | 33.02 | 100 | 121 | P | H |
| | | 5436.88 | 41.15 | -12.85 | 54 | 32.58 | 32.33 | 9.26 | 33.02 | 100 | 121 | A | H |
| | * | 5610 | 101.36 | - | - | 92.24 | 32.65 | 9.55 | 33.08 | 100 | 121 | P | H |
| | * | 5610 | 91.78 | - | - | 82.66 | 32.65 | 9.55 | 33.08 | 100 | 121 | A | H |
| | | 5727.9 | 51.64 | -16.56 | 68.2 | 42.02 | 32.94 | 9.81 | 33.13 | 100 | 121 | P | H |
| | | 5359.12 | 49.92 | -24.08 | 74 | 41.51 | 32.25 | 9.19 | 33.03 | 295 | 79 | P | V |
| | | 5468.8 | 48.39 | -19.81 | 68.2 | 39.75 | 32.37 | 9.29 | 33.02 | 295 | 79 | P | V |
| | | 5441.2 | 40.87 | -13.13 | 54 | 32.3 | 32.33 | 9.26 | 33.02 | 295 | 79 | A | V |
| | * | 5610 | 97.66 | - | - | 88.54 | 32.65 | 9.55 | 33.08 | 295 | 79 | P | V |
| | * | 5610 | 88.72 | - | - | 79.6 | 32.65 | 9.55 | 33.08 | 295 | 79 | A | V |
| | | 5736.125 | 50.31 | -17.89 | 68.2 | 40.6 | 32.98 | 9.88 | 33.15 | 295 | 79 | P | V |
| Remark | 1. No other spurious found. 2. All results are PASS against Peak and Average limit line. | | | | | | | | | | | | |



Band 3 5470~5725MHz
WIFI 802.11ac VHT80 (Harmonic @ 3m)

| WIFI Ant. 1 | Note | Frequency (MHz) | Level (dBμV/m) | Over Limit (dB) | Limit Line (dBμV/m) | Read Level (dBμV) | Antenna Factor (dB/m) | Cable Loss (dB) | Preamp Factor (dB) | Ant Pos (cm) | Table Pos (deg) | Peak Avg. (P/A) | Pol. (H/V) |
|-------------------------------|---|-------------------|------------------|-------------------|-----------------------|-------------------|-------------------------|-------------------|----------------------|----------------|-------------------|-----------------|------------|
| 802.11ac VHT80 CH 106 5530MHz | | 11060 | 47.34 | -26.66 | 74 | 56.68 | 39.11 | 15.13 | 63.87 | 100 | 0 | P | H |
| | | 16590 | 44.28 | -23.92 | 68.2 | 50.11 | 37.76 | 18.81 | 62.7 | 100 | 0 | P | H |
| | | | | | | | | | | | | | H |
| | | | | | | | | | | | | | H |
| | | | | | | | | | | | | | V |
| | | | | | | | | | | | | | V |
| | | | | | | | | | | | | | V |
| 802.11ac VHT80 CH 122 5610MHz | | 11220 | 46.57 | -27.43 | 74 | 55.7 | 38.9 | 15.25 | 63.57 | 100 | 0 | P | H |
| | | 16830 | 45.55 | -22.65 | 68.2 | 49.33 | 39.59 | 19 | 62.7 | 100 | 0 | P | H |
| | | | | | | | | | | | | | H |
| | | | | | | | | | | | | | H |
| | | | | | | | | | | | | | V |
| | | | | | | | | | | | | | V |
| | | | | | | | | | | | | | V |
| Remark | 1. No other spurious found. 2. All results are PASS against Peak and Average limit line. | | | | | | | | | | | | |



Band 3 - Straddle Channel
WIFI 802.11a (Band Edge @ 3m)

| WIFI | Note | Frequency | Level | Over | Limit | Read | Antenna | Cable | Preamp | Ant | Table | Peak | Pol. |
|------------------------------|---------------|---|------------|--------|------------|----------|----------|--------|--------|--------|---------|---------|---------|
| Ant. | | | | Limit | Line | Level | Factor | Loss | Factor | Pos | Pos | Avg. | |
| 1 | | (MHz) | (dBμV/m) | (dB) | (dBμV/m) | (dBμV) | (dB/m) | (dB) | (dB) | (cm) | (deg) | (P/A) | (H/V) |
| 802.11a CH 144 5720MHz | * | 5720 | 110.46 | - | - | 100.84 | 32.94 | 9.81 | 33.13 | 100 | 117 | P | H |
| | * | 5720 | 102.3 | - | - | 92.68 | 32.94 | 9.81 | 33.13 | 100 | 117 | A | H |
| | | | | | | | | | | | | | H |
| | | | | | | | | | | | | | H |
| | | | | | | | | | | | | | H |
| | | | | | | | | | | | | | H |
| | * | 5720 | 105.82 | - | - | 96.2 | 32.94 | 9.81 | 33.13 | 352 | 84 | P | V |
| | * | 5720 | 98.34 | - | - | 88.72 | 32.94 | 9.81 | 33.13 | 352 | 84 | A | V |
| | | | | | | | | | | | | | V |
| | | | | | | | | | | | | | V |
| | | | | | | | | | | | | | V |
| | Remark | 1. No other spurious found. 2. All results are PASS against Peak and Average limit line. | | | | | | | | | | | |



Band 3 - Straddle Channel
WIFI 802.11a (Harmonic @ 3m)

| WIFI Ant. 1 | Note | Frequency (MHz) | Level (dBµV/m) | Over Limit (dB) | Limit Line (dBµV/m) | Read Level (dBµV) | Antenna Factor (dB/m) | Cable Loss (dB) | Preamp Factor (dB) | Ant Pos (cm) | Table Pos (deg) | Peak Avg. (P/A) | Pol. (H/V) | |
|------------------------------|---|-------------------|------------------|-------------------|-----------------------|-------------------|-------------------------|-------------------|----------------------|----------------|-------------------|-----------------|------------|---|
| 802.11a CH 144 5720MHz | | 11440 | 45.74 | -28.26 | 74 | 54.6 | 38.59 | 15.4 | 63.13 | 100 | 0 | P | H | |
| | | 17160 | 48.65 | -19.55 | 68.2 | 49.82 | 40.8 | 19.21 | 61.53 | 100 | 0 | P | H | |
| | | | | | | | | | | | | | H | |
| | | | | | | | | | | | | | H | |
| | | | 11440 | 45.45 | -28.55 | 74 | 54.31 | 38.59 | 15.4 | 63.13 | 100 | 0 | P | V |
| | | | 17160 | 48.35 | -19.85 | 68.2 | 49.52 | 40.8 | 19.21 | 61.53 | 100 | 0 | P | V |
| | | | | | | | | | | | | | | V |
| | | | | | | | | | | | | | | V |
| Remark | 1. No other spurious found. 2. All results are PASS against Peak and Average limit line. | | | | | | | | | | | | | |



Band 3 - Straddle Channel
WIFI 802.11ac VHT20 (Band Edge @ 3m)

| WIFI Ant. 1 | Note | Frequency (MHz) | Level (dBμV/m) | Over Limit (dB) | Limit Line (dBμV/m) | Read Level (dBμV) | Antenna Factor (dB/m) | Cable Loss (dB) | Preamp Factor (dB) | Ant Pos (cm) | Table Pos (deg) | Peak Avg. (P/A) | Pol. (H/V) |
|-------------------------------|--|-------------------|------------------|-------------------|-----------------------|-------------------|-------------------------|-------------------|----------------------|----------------|-------------------|-----------------|------------|
| 802.11ac VHT20 CH 144 5720MHz | * | 5720 | 109.29 | - | - | 99.67 | 32.94 | 9.81 | 33.13 | 100 | 117 | P | H |
| | * | 5720 | 100.92 | - | - | 91.3 | 32.94 | 9.81 | 33.13 | 100 | 117 | A | H |
| | | | | | | | | | | | | | H |
| | | | | | | | | | | | | | H |
| | | | | | | | | | | | | | H |
| | | | | | | | | | | | | | H |
| | * | 5720 | 105.12 | - | - | 95.5 | 32.94 | 9.81 | 33.13 | 352 | 84 | P | V |
| | * | 5720 | 96.99 | - | - | 87.37 | 32.94 | 9.81 | 33.13 | 352 | 84 | A | V |
| | | | | | | | | | | | | | V |
| | | | | | | | | | | | | | V |
| Remark | 1. No other spurious found. | | | | | | | | | | | | |
| | 2. All results are PASS against Peak and Average limit line. | | | | | | | | | | | | |



Band 3 - Straddle Channel
WIFI 802.11ac VHT20 (Harmonic @ 3m)

| WIFI Ant. 1 | Note | Frequency (MHz) | Level (dBμV/m) | Over Limit (dB) | Limit Line (dBμV/m) | Read Level (dBμV) | Antenna Factor (dB/m) | Cable Loss (dB) | Preamp Factor (dB) | Ant Pos (cm) | Table Pos (deg) | Peak Avg. (P/A) | Pol. (H/V) | |
|-------------------------------|--|-------------------|------------------|-------------------|-----------------------|-------------------|-------------------------|-------------------|----------------------|----------------|-------------------|-----------------|------------|---|
| 802.11ac VHT20 CH 144 5720MHz | | 11440 | 46.42 | -27.58 | 74 | 55.28 | 38.59 | 15.4 | 63.13 | 100 | 0 | P | H | |
| | | 17160 | 49.56 | -18.64 | 68.2 | 50.73 | 40.8 | 19.21 | 61.53 | 100 | 0 | P | H | |
| | | | | | | | | | | | | | H | |
| | | | | | | | | | | | | | H | |
| | | | 11440 | 45.74 | -28.26 | 74 | 54.6 | 38.59 | 15.4 | 63.13 | 100 | 0 | P | V |
| | | | 17160 | 48.99 | -19.21 | 68.2 | 50.16 | 40.8 | 19.21 | 61.53 | 100 | 0 | P | V |
| | | | | | | | | | | | | | | V |
| Remark | 1. No other spurious found. | | | | | | | | | | | | | |
| | 2. All results are PASS against Peak and Average limit line. | | | | | | | | | | | | | |



Band 3 - Straddle Channel
WIFI 802.11ac VHT40 (Band Edge @ 3m)

| WIFI Ant. 1 | Note | Frequency (MHz) | Level (dBμV/m) | Over Limit (dB) | Limit Line (dBμV/m) | Read Level (dBμV) | Antenna Factor (dB/m) | Cable Loss (dB) | Preamp Factor (dB) | Ant Pos (cm) | Table Pos (deg) | Peak Avg. (P/A) | Pol. (H/V) |
|-------------------------------|---|-------------------|------------------|-------------------|-----------------------|---------------------|-------------------------|-------------------|----------------------|----------------|-------------------|-------------------|--------------|
| 802.11ac VHT40 CH 142 5710MHz | * | 5710 | 106.08 | - | - | 96.5 | 32.9 | 9.81 | 33.13 | 100 | 116 | P | H |
| | * | 5710 | 97.3 | - | - | 87.72 | 32.9 | 9.81 | 33.13 | 100 | 116 | A | H |
| | | | | | | | | | | | | | H |
| | | | | | | | | | | | | | H |
| | | | | | | | | | | | | | H |
| | | | | | | | | | | | | | H |
| | * | 5710 | 101.7 | - | - | 92.12 | 32.9 | 9.81 | 33.13 | 351 | 83 | P | V |
| | * | 5710 | 93.28 | - | - | 83.7 | 32.9 | 9.81 | 33.13 | 351 | 83 | A | V |
| | | | | | | | | | | | | | V |
| | | | | | | | | | | | | | V |
| Remark | 1. No other spurious found. 2. All results are PASS against Peak and Average limit line. | | | | | | | | | | | | |



Band 3 - Straddle Channel
WIFI 802.11ac VHT40 (Harmonic @ 3m)

| WIFI Ant. 1 | Note | Frequency (MHz) | Level (dBµV/m) | Over Limit (dB) | Limit Line (dBµV/m) | Read Level (dBµV) | Antenna Factor (dB/m) | Cable Loss (dB) | Preamp Factor (dB) | Ant Pos (cm) | Table Pos (deg) | Peak Avg. (P/A) | Pol. (H/V) | |
|-------------------------------|--|-------------------|------------------|-------------------|-----------------------|---------------------|-------------------------|-------------------|----------------------|----------------|-------------------|-------------------|--------------|---|
| 802.11ac VHT40 CH 142 5710MHz | | 11420 | 45.54 | -28.46 | 74 | 54.42 | 38.62 | 15.39 | 63.17 | 100 | 0 | P | H | |
| | | 17130 | 48.57 | -19.63 | 68.2 | 49.97 | 40.82 | 19.2 | 61.77 | 100 | 0 | P | H | |
| | | | | | | | | | | | | | H | |
| | | | | | | | | | | | | | H | |
| | | | 11420 | 47.06 | -26.94 | 74 | 55.94 | 38.62 | 15.39 | 63.17 | 100 | 0 | P | V |
| | | | 17130 | 48.8 | -19.4 | 68.2 | 50.2 | 40.82 | 19.2 | 61.77 | 100 | 0 | P | V |
| | | | | | | | | | | | | | | V |
| Remark | 1. No other spurious found. | | | | | | | | | | | | | |
| | 2. All results are PASS against Peak and Average limit line. | | | | | | | | | | | | | |



Band 3 - Straddle Channel
WIFI 802.11ac VHT80 (Band Edge @ 3m)

| WIFI Ant. 1 | Note | Frequency (MHz) | Level (dBμV/m) | Over Limit (dB) | Limit Line (dBμV/m) | Read Level (dBμV) | Antenna Factor (dB/m) | Cable Loss (dB) | Preamp Factor (dB) | Ant Pos (cm) | Table Pos (deg) | Peak Avg. (P/A) | Pol. (H/V) |
|-------------------------------|---|-------------------|------------------|-------------------|-----------------------|-------------------|-------------------------|-------------------|----------------------|----------------|-------------------|-----------------|------------|
| 802.11ac VHT80 CH 138 5690MHz | * | 5690 | 101.54 | - | - | 92.05 | 32.86 | 9.75 | 33.12 | 100 | 116 | P | H |
| | * | 5690 | 92.62 | - | - | 83.13 | 32.86 | 9.75 | 33.12 | 100 | 116 | A | H |
| | | | | | | | | | | | | | H |
| | | | | | | | | | | | | | H |
| | | | | | | | | | | | | | H |
| | | | | | | | | | | | | | H |
| | * | 5690 | 97.48 | - | - | 87.99 | 32.86 | 9.75 | 33.12 | 287 | 82 | P | V |
| | * | 5690 | 89.12 | - | - | 79.63 | 32.86 | 9.75 | 33.12 | 287 | 82 | A | V |
| | | | | | | | | | | | | | V |
| | | | | | | | | | | | | | V |
| Remark | 1. No other spurious found. 2. All results are PASS against Peak and Average limit line. | | | | | | | | | | | | |



Band 3 - Straddle Channel
WIFI 802.11ac VHT80 (Harmonic @ 3m)

| WIFI Ant. 1 | Note | Frequency (MHz) | Level (dBµV/m) | Over Limit (dB) | Limit Line (dBµV/m) | Read Level (dBµV) | Antenna Factor (dB/m) | Cable Loss (dB) | Preamp Factor (dB) | Ant Pos (cm) | Table Pos (deg) | Peak Avg. (P/A) | Pol. (H/V) | |
|-------------------------------|---|-------------------|------------------|-------------------|-----------------------|-------------------|-------------------------|-------------------|----------------------|----------------|-------------------|-----------------|------------|---|
| 802.11ac VHT80 CH 138 5690MHz | | 11380 | 46.06 | -27.94 | 74 | 54.98 | 38.66 | 15.36 | 63.23 | 100 | 0 | P | H | |
| | | 17070 | 47.63 | -20.57 | 68.2 | 49.48 | 40.86 | 19.17 | 62.23 | 100 | 0 | P | H | |
| | | | | | | | | | | | | | H | |
| | | | | | | | | | | | | | H | |
| | | | 11380 | 46.25 | -27.75 | 74 | 55.17 | 38.66 | 15.36 | 63.23 | 100 | 0 | P | V |
| | | | 17070 | 47.48 | -20.72 | 68.2 | 49.33 | 40.86 | 19.17 | 62.23 | 100 | 0 | P | V |
| | | | | | | | | | | | | | | V |
| | | | | | | | | | | | | | | V |
| Remark | 1. No other spurious found. 2. All results are PASS against Peak and Average limit line. | | | | | | | | | | | | | |



Emission below 1GHz
WIFI 802.11ac VHT80 (LF @ 3m)

| WIFI | Note | Frequency | Level | Over | Limit | Read | Antenna | Cable | Preamp | Ant | Table | Peak | Pol. | |
|-------------------------|--|-----------|------------|--------|------------|----------|----------|--------|--------|--------|---------|---------|---------|---|
| Ant. | | | | Limit | Line | Level | Factor | Loss | Factor | Pos | Pos | Avg. | | |
| 1 | | (MHz) | (dBμV/m) | (dB) | (dBμV/m) | (dBμV) | (dB/m) | (dB) | (dB) | (cm) | (deg) | (P/A) | (H/V) | |
| 802.11ac VHT80 LF | | 98.31 | 23.17 | -20.33 | 43.5 | 38.45 | 15.79 | 1.39 | 32.48 | - | - | P | H | |
| | | 134.49 | 30.15 | -13.35 | 43.5 | 43.61 | 17.43 | 1.51 | 32.45 | - | - | P | H | |
| | | 155.82 | 29.79 | -13.71 | 43.5 | 43.91 | 16.61 | 1.61 | 32.43 | - | - | P | H | |
| | | 332.2 | 25.48 | -20.52 | 46 | 35.59 | 19.8 | 2.39 | 32.36 | - | - | P | H | |
| | | 632.5 | 27.81 | -18.19 | 46 | 30.64 | 26.38 | 3.15 | 32.46 | - | - | P | H | |
| | | 951.7 | 33.46 | -12.54 | 46 | 29.79 | 30.86 | 3.82 | 31.18 | 100 | 0 | P | H | |
| | | | | | | | | | | | | | | H |
| | | | | | | | | | | | | | | H |
| | | | | | | | | | | | | | | H |
| | | | | | | | | | | | | | | H |
| | | | | | | | | | | | | | | H |
| | | | | | | | | | | | | | | V |
| | | | 31.08 | 31.43 | -8.57 | 40 | 39.24 | 23.84 | 0.82 | 32.49 | 110 | 241 | P | V |
| | | | 35.4 | 29.57 | -10.43 | 40 | 39.94 | 21.3 | 0.82 | 32.49 | - | - | P | V |
| | | | 73.74 | 25.51 | -14.49 | 40 | 44.32 | 12.44 | 1.22 | 32.49 | - | - | P | V |
| | | | 461 | 24.48 | -21.52 | 46 | 30.63 | 23.4 | 2.77 | 32.36 | - | - | P | V |
| | | | 763.4 | 30.71 | -15.29 | 46 | 31.17 | 28.25 | 3.44 | 32.29 | - | - | P | V |
| | | | 949.6 | 33.38 | -12.62 | 46 | 29.82 | 30.77 | 3.82 | 31.2 | - | - | P | V |
| | | | | | | | | | | | | | | V |
| | | | | | | | | | | | | | | V |
| | | | | | | | | | | | | | V | |
| | | | | | | | | | | | | | V | |
| | | | | | | | | | | | | | V | |
| Remark | 1. No other spurious found. 2. All results are PASS against limit line. | | | | | | | | | | | | | |



Note symbol

| | |
|-----|--|
| * | Fundamental Frequency which can be ignored. However, the level of any unwanted emissions shall not exceed the level of the fundamental frequency. |
| ! | Test result is over limit line. |
| P/A | P eak or A verage |
| H/V | H orizontal or V ertical |



A calculation example for radiated spurious emission is shown as below:

| WIFI | Note | Frequency | Level | Over | Limit | Read | Antenna | Cable | Preamp | Ant | Table | Peak | Pol. |
|---------|------|-----------|------------|--------|------------|----------|----------|--------|--------|--------|---------|---------|---------|
| Ant. | | | | Limit | Line | Level | Factor | Loss | Factor | Pos | Pos | Avg. | |
| 1 | | (MHz) | (dBμV/m) | (dB) | (dBμV/m) | (dBμV) | (dB/m) | (dB) | (dB) | (cm) | (deg) | (P/A) | (H/V) |
| 802.11b | | 2390 | 55.45 | -18.55 | 74 | 54.51 | 32.22 | 4.58 | 35.86 | 103 | 308 | P | H |
| CH 01 | | | | | | | | | | | | | |
| 2412MHz | | 2390 | 43.54 | -10.46 | 54 | 42.6 | 32.22 | 4.58 | 35.86 | 103 | 308 | A | H |

- Level(dBμV/m) =
Antenna Factor(dB/m) + Cable Loss(dB) + Read Level(dBμV) - Preamp Factor(dB)
- Over Limit(dB) = Level(dBμV/m) – Limit Line(dBμV/m)

For Peak Limit @ 2390MHz:

- Level(dBμV/m)
= Antenna Factor(dB/m) + Cable Loss(dB) + Read Level(dBμV) - Preamp Factor(dB)
= 32.22(dB/m) + 4.58(dB) + 54.51(dBμV) – 35.86 (dB)
= 55.45 (dBμV/m)
- Over Limit(dB)
= Level(dBμV/m) – Limit Line(dBμV/m)
= 55.45(dBμV/m) – 74(dBμV/m)
= -18.55(dB)

For Average Limit @ 2390MHz:

- Level(dBμV/m)
= Antenna Factor(dB/m) + Cable Loss(dB) + Read Level(dBμV) - Preamp Factor(dB)
= 32.22(dB/m) + 4.58(dB) + 42.6(dBμV) – 35.86 (dB)
= 43.54 (dBμV/m)
- Over Limit(dB)
= Level(dBμV/m) – Limit Line(dBμV/m)
= 43.54(dBμV/m) – 54(dBμV/m)
= -10.46(dB)

Both peak and average measured complies with the limit line, so test result is “PASS”.



Appendix D. Radiated Spurious Emission

| | | | |
|-----------------|---------------------|---------------------|-----------|
| Test Engineer : | Hao Hsu, and Ken Wu | Temperature : | 24 ~ 26°C |
| | | Relative Humidity : | 50 ~ 55% |

Note symbol

| | |
|----|-----------------------|
| -L | Low channel location |
| -R | High channel location |



Band 1 - 5150~5250MHz
WIFI 802.11a (Band Edge @ 3m)

Table with 2 columns (Horizontal, Fundamental) and 2 rows (Peak, Avg.). Contains spectral plots and labels like 'Peak', 'Fundamental', 'Avg.', and 'Left blank'.

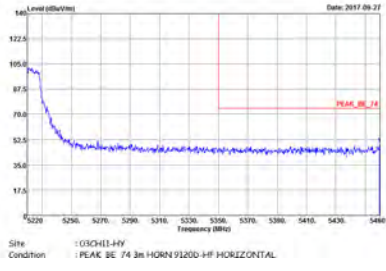
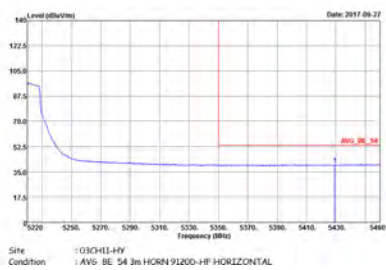


| WIFI | Band 1 5150~5250MHz Band Edge @ 3m | |
|------|--|---|
| ANT | 802.11a CH36 5180MHz | |
| 1 | Vertical | Fundamental |
| Peak | <p>Site : 03CH11-HY Condition : PEAK BE 74 3m HORN 91200-HF VERTICAL</p> | <p>Site : 03CH11-HY Condition : PEAK 74 3m HORN 91200-HF VERTICAL</p> |
| Avg. | <p>Site : 03CH11-HY Condition : AVG BE 54 3m HORN 91200-HF VERTICAL</p> | Left blank |



| WIFI | Band 1 5150~5250MHz Band Edge @ 3m | |
|------|---|--|
| ANT | 802.11a CH44 5220MHz - L | |
| 1 | Horizontal | Fundamental |
| Peak | <p>Site : 03CH11-HY Condition : PEAK BE 74 3m HORN 91200 -HF HORIZONTAL</p> | <p>Site : 03CH11-HY Condition : PEAK 74 3m HORN 91200 -HF HORIZONTAL</p> |
| Avg. | <p>Site : 03CH11-HY Condition : AVG BE 54 3m HORN 91200 -HF HORIZONTAL</p> | Left blank |



| WIFI | Band 1 5150~5250MHz Band Edge @ 3m | |
|------|---|-------------|
| ANT | 802.11a CH44 5220MHz - R | |
| 1 | Horizontal | Fundamental |
| Peak |  | Left blank |
| Avg. |  | Left blank |



| WIFI | Band 1 5150~5250MHz Band Edge @ 3m | |
|------|--|---|
| ANT | 802.11a CH44 5220MHz - L | |
| 1 | Vertical | Fundamental |
| Peak | <p>Site : 03CH11-HY Condition : PEAK BE 74 3m HORN 91200-HF VERTICAL</p> | <p>Site : 03CH11-HY Condition : PEAK 74 3m HORN 91200-HF VERTICAL</p> |
| Avg. | <p>Site : 03CH11-HY Condition : AVG BE 54 3m HORN 91200-HF VERTICAL</p> | Left blank |

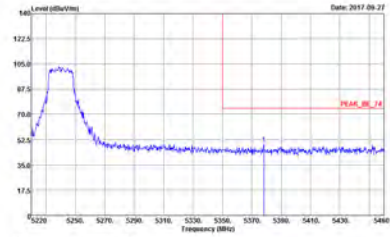
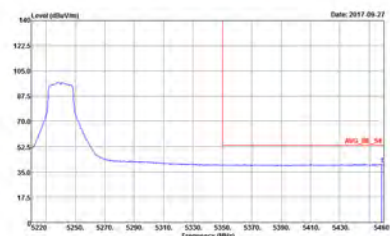


| WIFI | Band 1 5150~5250MHz Band Edge @ 3m | |
|--------------------|------------------------------------|-------------------|
| ANT | 802.11a CH44 5220MHz - R | |
| 1 | Vertical | Fundamental |
| <p>Peak</p> | | <p>Left blank</p> |
| <p>Avg.</p> | | <p>Left blank</p> |



| WIFI | Band 1 5150~5250MHz Band Edge @ 3m | |
|------|------------------------------------|-------------|
| ANT | 802.11a CH48 5240MHz - L | |
| 1 | Horizontal | Fundamental |
| Peak | | |
| Avg. | | Left blank |

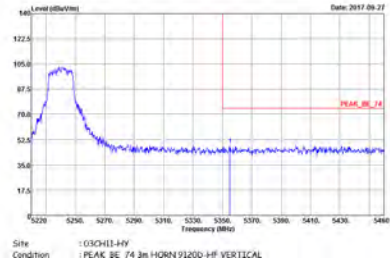
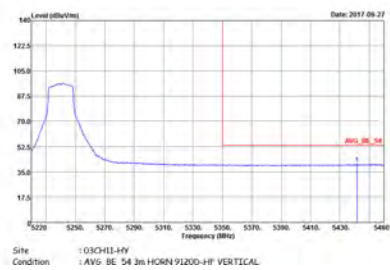


| WIFI | Band 1 5150~5250MHz Band Edge @ 3m | |
|--------------------|---|-------------------|
| ANT | 802.11a CH48 5240MHz - R | |
| 1 | Horizontal | Fundamental |
| <p>Peak</p> |  <p>Site : 03CH11-HY Condition : PEAK_BE_74 3m HORN 91200-HF HORIZONTAL</p> | <p>Left blank</p> |
| <p>Avg.</p> |  <p>Site : 03CH11-HY Condition : AVG_BE_54 3m HORN 91200-HF HORIZONTAL</p> | <p>Left blank</p> |



| WIFI | Band 1 5150~5250MHz Band Edge @ 3m | |
|------|---|--|
| ANT | 802.11a CH48 5240MHz - L | |
| 1 | Vertical | Fundamental |
| Peak | <p>Site : 03CHI-HY Condition : PEAK BE 74 3m HORN 91200-HF VERTICAL</p> | <p>Site : 03CHI-HY Condition : PEAK 74 3m HORN 91200-HF VERTICAL</p> |
| Avg. | <p>Site : 03CHI-HY Condition : AVG BE 54 3m HORN 91200-HF VERTICAL</p> | Left blank |



| WIFI | Band 1 5150~5250MHz Band Edge @ 3m | |
|------|---|-------------|
| ANT | 802.11a CH48 5240MHz - R | |
| 1 | Vertical | Fundamental |
| Peak |  | Left blank |
| Avg. |  | Left blank |



Band 1 5150~5250MHz
WIFI 802.11ac VHT20 (Band Edge @ 3m)

| WIFI | Band 1 5150~5250MHz Band Edge @ 3m | |
|-------------|---|--|
| ANT | 802.11ac VHT20 CH36 5180MHz | |
| 1 | Horizontal | Fundamental |
| Peak | <p>Site : 03CHI1-HY Condition : PEAK BE 74 3m HORN 91200-HF HORIZONTAL</p> | <p>Site : 03CHI1-HY Condition : PEAK 74 3m HORN 91200-HF HORIZONTAL</p> |
| Avg. | <p>Site : 03CHI1-HY Condition : AVG BE 54 3m HORN 91200-HF HORIZONTAL</p> | Left blank |

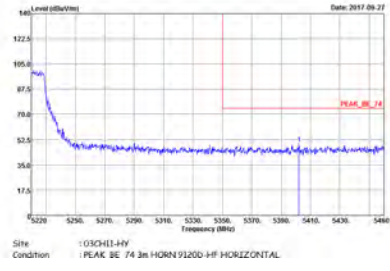



| WIFI | Band 1 5150~5250MHz Band Edge @ 3m | |
|------|--|---|
| ANT | 802.11ac VHT20 CH36 5180MHz | |
| 1 | Vertical | Fundamental |
| Peak | <p>Site : 03CH11-HY Condition : PEAK BE 74 3m HORN 91200-HF VERTICAL</p> | <p>Site : 03CH11-HY Condition : PEAK 74 3m HORN 91200-HF VERTICAL</p> |
| Avg. | <p>Site : 03CH11-HY Condition : AVG BE 54 3m HORN 91200-HF VERTICAL</p> | Left blank |



| WIFI | Band 1 5150~5250MHz Band Edge @ 3m | |
|------|--|---|
| ANT | 802.11ac VHT20 CH44 5220MHz - L | |
| 1 | Horizontal | Fundamental |
| Peak | <p>Site : 03CH11-HY Condition : PEAK BE 74 3m HORN 91200-HF HORIZONTAL</p> | <p>Site : 03CH11-HY Condition : PEAK 74 3m HORN 91200-HF HORIZONTAL</p> |
| Avg. | <p>Site : 03CH11-HY Condition : AVG BE 54 3m HORN 91200-HF HORIZONTAL</p> | Left blank |



| WIFI | Band 1 5150~5250MHz Band Edge @ 3m | |
|------|---|-------------|
| ANT | 802.11ac VHT20 CH44 5220MHz - R | |
| 1 | Horizontal | Fundamental |
| Peak |  | Left blank |
| Avg. |  | Left blank |

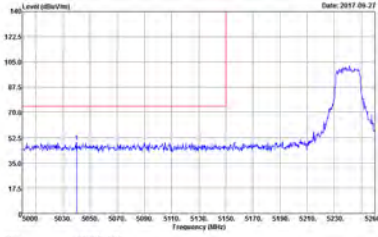
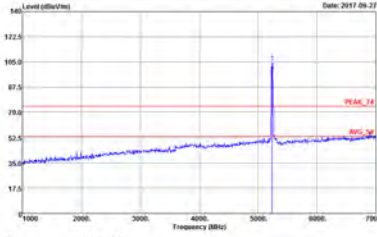
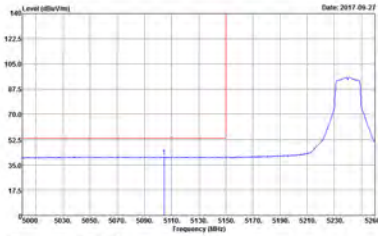


| WIFI | Band 1 5150~5250MHz Band Edge @ 3m | |
|------|--|---|
| ANT | 802.11ac VHT20 CH44 5220MHz - L | |
| 1 | Vertical | Fundamental |
| Peak | <p>Site : 03CH11-HY Condition : PEAK BE 74 3m HORN 91200-HF VERTICAL</p> | <p>Site : 03CH11-HY Condition : PEAK 74 3m HORN 91200-HF VERTICAL</p> |
| Avg. | <p>Site : 03CH11-HY Condition : AVG BE 54 3m HORN 91200-HF VERTICAL</p> | Left blank |

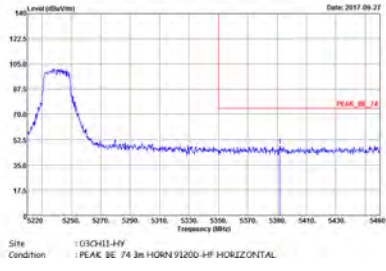
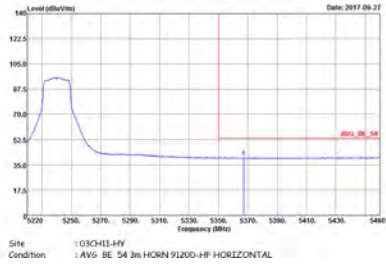


| WIFI | Band 1 5150~5250MHz Band Edge @ 3m | |
|------|------------------------------------|-------------|
| ANT | 802.11ac VHT20 CH44 5220MHz - R | |
| 1 | Vertical | Fundamental |
| Peak | | Left blank |
| Avg. | | Left blank |



| WIFI | Band 1 5150~5250MHz Band Edge @ 3m | |
|------|---|--|
| ANT | 802.11ac VHT20 CH48 5240MHz - L | |
| 1 | Horizontal | Fundamental |
| Peak |  <p>Site : 03CH11-HY Condition : PEAK BE 74 3m HORN 91200-HF HORIZONTAL</p> |  <p>Site : 03CH11-HY Condition : PEAK 74 3m HORN 91200-HF HORIZONTAL</p> |
| Avg. |  <p>Site : 03CH11-HY Condition : AVG BE 54 3m HORN 91200-HF HORIZONTAL</p> | Left blank |

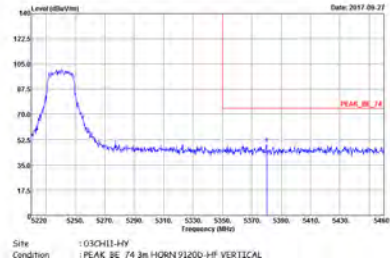
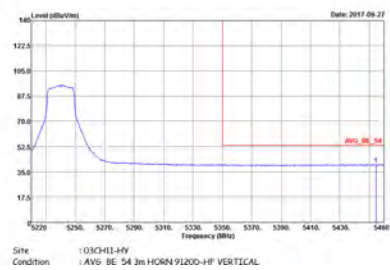


| WIFI | Band 1 5150~5250MHz Band Edge @ 3m | |
|------|---|-------------|
| ANT | 802.11ac VHT20 CH48 5240MHz - R | |
| 1 | Horizontal | Fundamental |
| Peak |  | Left blank |
| Avg. |  | Left blank |



| WIFI | Band 1 5150~5250MHz Band Edge @ 3m | |
|------|--|---|
| ANT | 802.11ac VHT20 CH48 5240MHz - L | |
| 1 | Vertical | Fundamental |
| Peak | <p>Site : 03CH11-HY Condition : PEAK BE 74 3m HORN 91200-HF VERTICAL</p> | <p>Site : 03CH11-HY Condition : PEAK 74 3m HORN 91200-HF VERTICAL</p> |
| Avg. | <p>Site : 03CH11-HY Condition : AVG BE 54 3m HORN 91200-HF VERTICAL</p> | Left blank |



| WIFI | Band 1 5150~5250MHz Band Edge @ 3m | |
|------|---|-------------|
| ANT | 802.11ac VHT20 CH48 5240MHz - R | |
| 1 | Vertical | Fundamental |
| Peak |  | Left blank |
| Avg. |  | Left blank |



**Band 1 5150~5250MHz
WIFI 802.11ac VHT40 (Band Edge @ 3m)**

| WIFI | Band 1 5150~5250MHz Band Edge @ 3m | |
|-------------|---|--|
| ANT | 802.11ac VHT40 CH38 5190MHz - L | |
| 1 | Horizontal | Fundamental |
| Peak | <p>Site : 03CHI1-HY Condition : PEAK BE 74 3m HORN 91200 -HF HORIZONTAL</p> | <p>Site : 03CHI1-HY Condition : PEAK 74 3m HORN 91200 -HF HORIZONTAL</p> |
| Avg. | <p>Site : 03CHI1-HY Condition : AVG BE 54 3m HORN 91200 -HF HORIZONTAL</p> | Left blank |

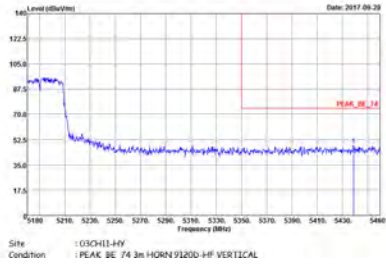
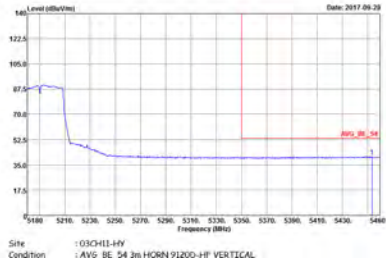


| WIFI | Band 1 5150~5250MHz Band Edge @ 3m | |
|--------------------|------------------------------------|-------------------|
| ANT | 802.11ac VHT40 CH38 5190MHz - R | |
| 1 | Horizontal | Fundamental |
| <p>Peak</p> | | <p>Left blank</p> |
| <p>Avg.</p> | | <p>Left blank</p> |

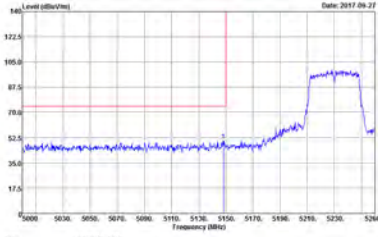
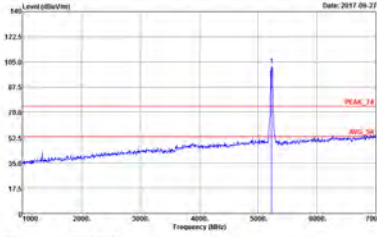
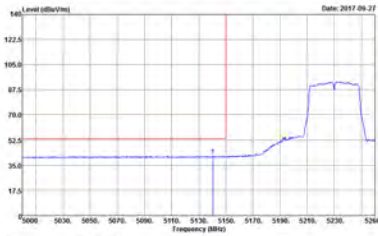


| WIFI | Band 1 5150~5250MHz Band Edge @ 3m | |
|------|--|---|
| ANT | 802.11ac VHT40 CH38 5190MHz - L | |
| 1 | Vertical | Fundamental |
| Peak | <p>Site : 03CH11-HY Condition : PEAK BE 74 3m HORN 91200-HF VERTICAL</p> | <p>Site : 03CH11-HY Condition : PEAK 74 3m HORN 91200-HF VERTICAL</p> |
| Avg. | <p>Site : 03CH11-HY Condition : AVG BE 54 3m HORN 91200-HF VERTICAL</p> | Left blank |



| WIFI | Band 1 5150~5250MHz Band Edge @ 3m | |
|------|---|-------------|
| ANT | 802.11ac VHT40 CH38 5190MHz - R | |
| 1 | Vertical | Fundamental |
| Peak |  | Left blank |
| Avg. |  | Left blank |

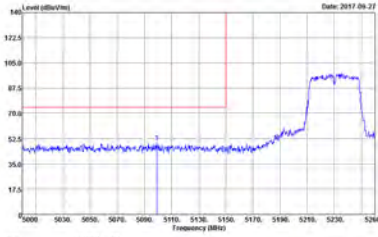
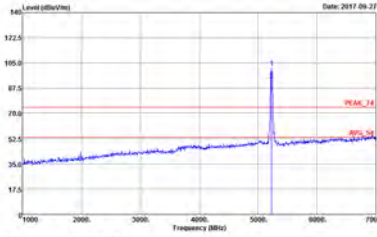
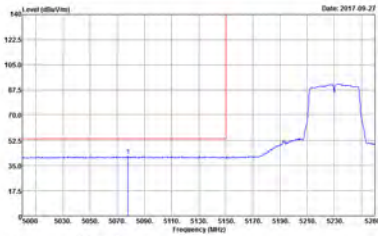


| WIFI | Band 1 5150~5250MHz Band Edge @ 3m | |
|------|---|--|
| ANT | 802.11ac VHT40 CH46 5230MHz - L | |
| 1 | Horizontal | Fundamental |
| Peak |  <p>Site : 03CH11-HY Condition : PEAK BE 74 3m HORN 91200-HF HORIZONTAL</p> |  <p>Site : 03CH11-HY Condition : PEAK 74 3m HORN 91200-HF HORIZONTAL</p> |
| Avg. |  <p>Site : 03CH11-HY Condition : AVG BE 54 3m HORN 91200-HF HORIZONTAL</p> | Left blank |



| WIFI | Band 1 5150~5250MHz Band Edge @ 3m | |
|--------------------|------------------------------------|-------------------|
| ANT | 802.11ac VHT40 CH46 5230MHz - R | |
| 1 | Horizontal | Fundamental |
| <p>Peak</p> | | <p>Left blank</p> |
| <p>Avg.</p> | | <p>Left blank</p> |



| WIFI | Band 1 5150~5250MHz Band Edge @ 3m | |
|------|---|--|
| ANT | 802.11ac VHT40 CH46 5230MHz - L | |
| 1 | Vertical | Fundamental |
| Peak |  <p>Site : 03CH11-HY Condition : PEAK BE 74 3m HORN 91200-HF VERTICAL</p> |  <p>Site : 03CH11-HY Condition : PEAK 74 3m HORN 91200-HF VERTICAL</p> |
| Avg. |  <p>Site : 03CH11-HY Condition : AVG BE 54 3m HORN 91200-HF VERTICAL</p> | Left blank |



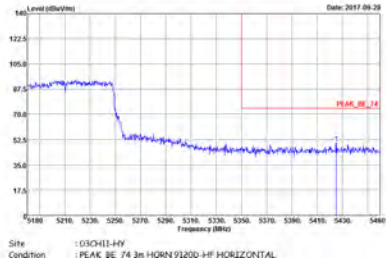
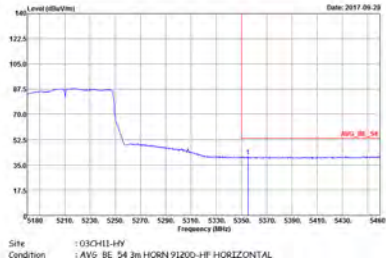
| WIFI | Band 1 5150~5250MHz Band Edge @ 3m | |
|------|------------------------------------|-------------|
| ANT | 802.11ac VHT40 CH46 5230MHz - R | |
| 1 | Vertical | Fundamental |
| Peak | | Left blank |
| Avg. | | Left blank |



**Band 1 5150~5250MHz
WIFI 802.11ac VHT80 (Band Edge @ 3m)**

| WIFI | Band 1 5150~5250MHz Band Edge @ 3m | |
|-------------|---|--|
| ANT | 802.11ac VHT80 CH42 5210MHz - L | |
| 1 | Horizontal | Fundamental |
| Peak | <p>Site : 03CHI1-HY Condition : PEAK BE 74 3m HORN 91200 -HF HORIZONTAL</p> | <p>Site : 03CHI1-HY Condition : PEAK 74 3m HORN 91200 -HF HORIZONTAL</p> |
| Avg. | <p>Site : 03CHI1-HY Condition : AVG BE 54 3m HORN 91200 -HF HORIZONTAL</p> | Left blank |

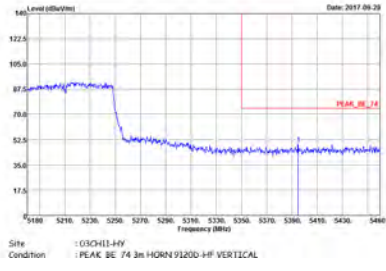
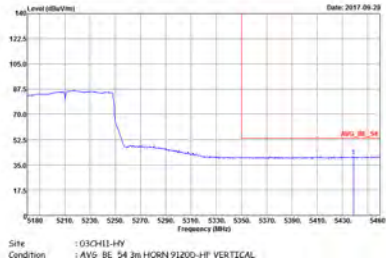


| WIFI | Band 1 5150~5250MHz Band Edge @ 3m | |
|------|---|-------------|
| ANT | 802.11ac VHT80 CH42 5210MHz - R | |
| 1 | Horizontal | Fundamental |
| Peak |  | Left blank |
| Avg. |  | Left blank |



| WIFI | Band 1 5150~5250MHz Band Edge @ 3m | |
|------|------------------------------------|-------------|
| ANT | 802.11ac VHT80 CH42 5210MHz - L | |
| 1 | Vertical | Fundamental |
| Peak | | |
| Avg. | | Left blank |



| WIFI | Band 1 5150~5250MHz Band Edge @ 3m | |
|------|---|-------------|
| ANT | 802.11ac VHT80 CH42 5210MHz - R | |
| 1 | Vertical | Fundamental |
| Peak |  | Left blank |
| Avg. |  | Left blank |



Band 1 - 5150~5250MHz
WIFI 802.11a (Harmonic @ 3m)

| WIFI | Band 1 5150~5250MHz Harmonic @ 3m | |
|-----------|---|---|
| ANT | 802.11a CH36 5180MHz | |
| 1 | Horizontal | Vertical |
| Peak Avg. | <p>Site : 03CHEL-4F Condition : PEAK 74 3m HORN 9120D -HF HORIZONTAL</p> | <p>Site : 03CHEL-4F Condition : PEAK 74 3m HORN 9120D -HF VERTICAL</p> |



| | | |
|--------------|---|---|
| WIFI | Band 1 5150~5250MHz Harmonic @ 3m | |
| ANT | 802.11a CH44 5220MHz | |
| 1 | Horizontal | Vertical |
| Peak Avg. | <p>Site : 03SCH11-4F Condition : PEAK 74 3m.HORN 91200 -HF HORIZONTAL</p> | <p>Site : 03SCH11-4F Condition : PEAK 74 3m.HORN 91200 -HF VERTICAL</p> |



| | | |
|--------------|---|---|
| WIFI | Band 1 5150~5250MHz Harmonic @ 3m | |
| ANT | 802.11a CH48 5240MHz | |
| 1 | Horizontal | Vertical |
| Peak Avg. | <p>Site : 03SCH11-4F Condition : PEAK 74 3m.HORN 91200 -HF HORIZONTAL</p> | <p>Site : 03SCH11-4F Condition : PEAK 74 3m.HORN 91200 -HF VERTICAL</p> |



Band 1 5150~5250MHz
WIFI 802.11ac VHT20 (Harmonic @ 3m)

Table with 3 columns: WIFI, ANT, and measurement results for Horizontal and Vertical orientations. Includes two graphs showing Level (dBm/5m) vs Frequency (MHz) with peak markers.



| WIFI | Band 1 5150~5250MHz Harmonic @ 3m | |
|--------------|---|---|
| ANT | 802.11ac VHT20 CH44 5220MHz | |
| 1 | Horizontal | Vertical |
| Peak Avg. | <p>Site : 03SCH11-4F Condition : PEAK 74 3m.HORN 91200 -HF HORIZONTAL</p> | <p>Site : 03SCH11-4F Condition : PEAK 74 3m.HORN 91200 -HF VERTICAL</p> |



| WIFI | Band 1 5150~5250MHz Harmonic @ 3m | |
|--------------|---|---|
| ANT | 802.11ac VHT20 CH48 5240MHz | |
| 1 | Horizontal | Vertical |
| Peak Avg. | <p>Site : 03SCH11-4F Condition : PEAK 74 3m.HORN 91200 -HF HORIZONTAL</p> | <p>Site : 03SCH11-4F Condition : PEAK 74 3m.HORN 91200 -HF VERTICAL</p> |



Band 1 5150~5250MHz
WIFI 802.11ac VHT40 (Harmonic @ 3m)

| | | |
|------------------|--|--|
| WIFI | Band 1 5150~5250MHz Harmonic @ 3m | |
| ANT | 802.11ac VHT40 CH38 5190MHz | |
| 1 | Horizontal | Vertical |
| Peak Avg. | <p>Site : 03CHI1-HY Condition : PEAK 74 3m HORN 91200-HF HORIZONTAL</p> | <p>Site : 03CHI1-HY Condition : PEAK 74 3m HORN 91200-HF VERTICAL</p> |



| | | |
|--------------|---|---|
| WIFI | Band 1 5150~5250MHz Harmonic @ 3m | |
| ANT | 802.11ac VHT40 CH46 5230MHz | |
| 1 | Horizontal | Vertical |
| Peak Avg. | <p>Site : 03SCH11-4F Condition : PEAK 74 3m.HORN 91200 -HF HORIZONTAL</p> | <p>Site : 03SCH11-4F Condition : PEAK 74 3m.HORN 91200 -HF VERTICAL</p> |



**Band 1 5150~5250MHz
WIFI 802.11ac VHT80 (Harmonic @ 3m)**

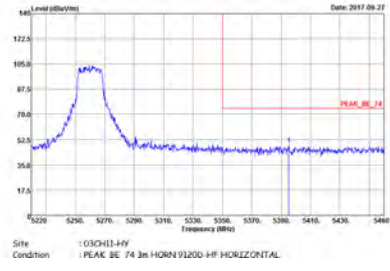
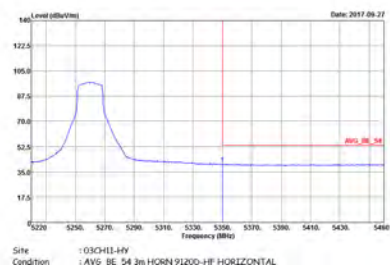
| | | |
|----------------------|---|---|
| WIFI | Band 1 5150~5250MHz Harmonic @ 3m | |
| ANT | 802.11ac VHT80 CH42 5210MHz | |
| 1 | Horizontal | Vertical |
| Peak Avg. | <p>Site : 03CHI1-HY Condition : PEAK 74 3m HORN 91200-HF HORIZONTAL</p> | <p>Site : 03CHI1-HY Condition : PEAK 74 3m HORN 91200-HF VERTICAL</p> |



Band 2 - 5250~5350MHz
WIFI 802.11a (Band Edge @ 3m)

| WIFI | Band 2 5250~5350MHz Band Edge @ 3m | |
|-------------|---|--|
| ANT | 802.11a CH52 5260MHz - L | |
| 1 | Horizontal | Fundamental |
| Peak | <p>Site : 03CH11-HY Condition : PEAK BE 74 3m HORN 9120D -HF HORIZONTAL</p> | <p>Site : 03CH11-HY Condition : PEAK 74 3m HORN 9120D -HF HORIZONTAL</p> |
| Avg. | <p>Site : 03CH11-HY Condition : AVG BE 54 3m HORN 9120D -HF HORIZONTAL</p> | Left blank |

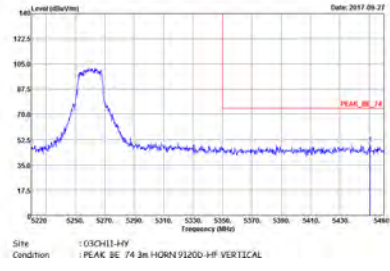
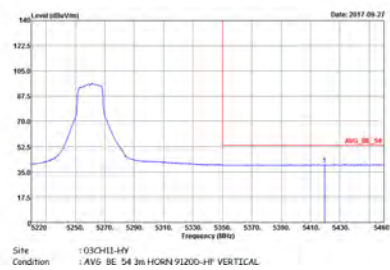


| WIFI | Band 2 5250~5350MHz Band Edge @ 3m | |
|------|---|-------------|
| ANT | 802.11a CH52 5260MHz - R | |
| 1 | Horizontal | Fundamental |
| Peak |  | Left blank |
| Avg. |  | Left blank |



| WIFI | Band 2 5250~5350MHz Band Edge @ 3m | |
|------|--|---|
| ANT | 802.11a CH52 5260MHz - L | |
| 1 | Vertical | Fundamental |
| Peak | <p>Site : 03CH11-HY Condition : PEAK BE 74 3m HORN 91200-HF VERTICAL</p> | <p>Site : 03CH11-HY Condition : PEAK 74 3m HORN 91200-HF VERTICAL</p> |
| Avg. | <p>Site : 03CH11-HY Condition : AVG BE 54 3m HORN 91200-HF VERTICAL</p> | Left blank |

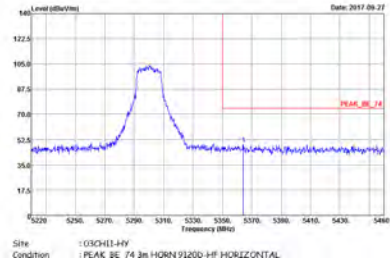



| WIFI | Band 2 5250~5350MHz Band Edge @ 3m | |
|------|---|-------------|
| ANT | 802.11a CH52 5260MHz - R | |
| 1 | Vertical | Fundamental |
| Peak |  | Left blank |
| Avg. |  | Left blank |

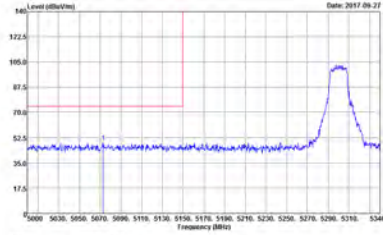
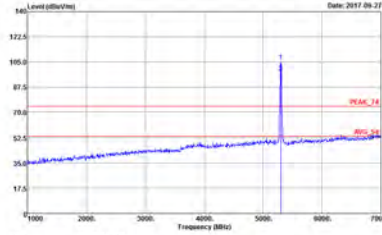
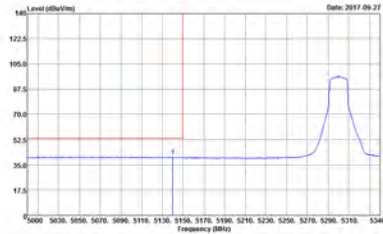


| WIFI | Band 2 5250~5350MHz Band Edge @ 3m | |
|------|---|--|
| ANT | 802.11a CH60 5300MHz - L | |
| 1 | Horizontal | Fundamental |
| Peak | <p>Site : 03CHI1-HY Condition : PEAK BE 74 3m HORN 91200 -HF HORIZONTAL</p> | <p>Site : 03CHI1-HY Condition : PEAK 74 3m HORN 91200 -HF HORIZONTAL</p> |
| Avg. | <p>Site : 03CHI1-HY Condition : AVG BE 54 3m HORN 91200 -HF HORIZONTAL</p> | Left blank |



| WIFI | Band 2 5250~5350MHz Band Edge @ 3m | |
|------|---|-------------|
| ANT | 802.11a CH60 5300MHz - R | |
| 1 | Horizontal | Fundamental |
| Peak |  | Left blank |
| Avg. |  | Left blank |

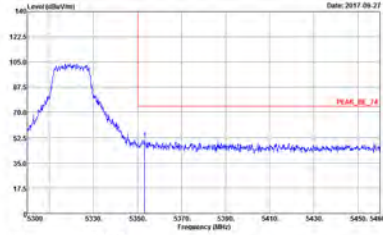
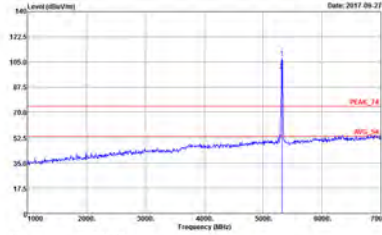
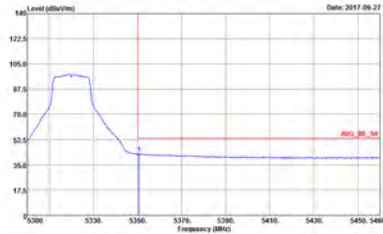


| WIFI | Band 2 5250~5350MHz Band Edge @ 3m | |
|------|---|--|
| ANT | 802.11a CH60 5300MHz - L | |
| 1 | Vertical | Fundamental |
| Peak |  <p>Site : 03CHI1-HY Condition : PEAK BE 74 3m HORN 91200-HF VERTICAL</p> |  <p>Site : 03CHI1-HY Condition : PEAK 74 3m HORN 91200-HF VERTICAL</p> |
| Avg. |  <p>Site : 03CHI1-HY Condition : AVG BE 54 3m HORN 91200-HF VERTICAL</p> | Left blank |



| WIFI | Band 2 5250~5350MHz Band Edge @ 3m | |
|--------------------|------------------------------------|-------------------|
| ANT | 802.11a CH60 5300MHz - R | |
| 1 | Vertical | Fundamental |
| <p>Peak</p> | | <p>Left blank</p> |
| <p>Avg.</p> | | <p>Left blank</p> |



| WIFI | Band 2 5250~5350MHz Band Edge @ 3m | |
|--------------------|---|--|
| ANT | 802.11a CH64 5320MHz | |
| 1 | Horizontal | Fundamental |
| <p>Peak</p> |  <p>Site : 03CHI1-HY Condition : PEAK BE 74 3m HORN 91200-HF HORIZONTAL</p> |  <p>Site : 03CHI1-HY Condition : PEAK 74 3m HORN 91200-HF HORIZONTAL</p> |
| <p>Avg.</p> |  <p>Site : 03CHI1-HY Condition : AVG BE 54 3m HORN 91200-HF HORIZONTAL</p> | <p>Left blank</p> |



| WIFI | Band 2 5250~5350MHz Band Edge @ 3m | |
|------|--|---|
| ANT | 802.11a CH64 5320MHz | |
| 1 | Vertical | Fundamental |
| Peak | <p>Site : 03CH11-HY Condition : PEAK BE 74 3m HORN 91200-HF VERTICAL</p> | <p>Site : 03CH11-HY Condition : PEAK 74 3m HORN 91200-HF VERTICAL</p> |
| Avg. | <p>Site : 03CH11-HY Condition : AVG BE 54 3m HORN 91200-HF VERTICAL</p> | Left blank |



Band 2 5250~5350MHz
WIFI 802.11ac VHT20 (Band Edge @ 3m)

| WIFI | Band 2 5250~5350MHz Band Edge @ 3m | |
|-------------|------------------------------------|-------------|
| ANT | 802.11ac VHT20 CH52 5260MHz - L | |
| 1 | Horizontal | Fundamental |
| Peak | | |
| Avg. | | Left blank |



| WIFI | Band 2 5250~5350MHz Band Edge @ 3m | |
|--------------------|------------------------------------|-------------------|
| ANT | 802.11ac VHT20 CH52 5260MHz - R | |
| 1 | Horizontal | Fundamental |
| <p>Peak</p> | | <p>Left blank</p> |
| <p>Avg.</p> | | <p>Left blank</p> |

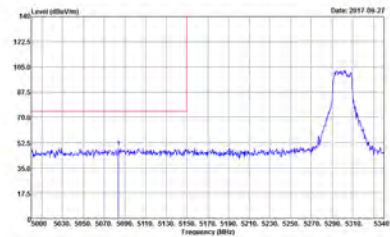
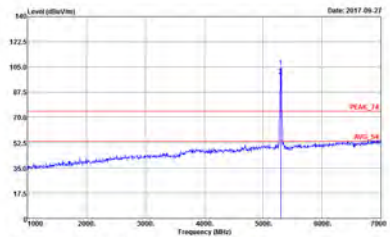
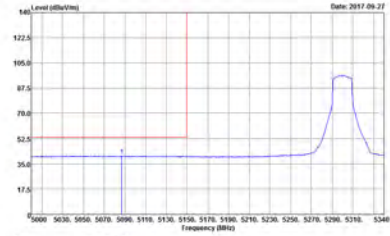


| WIFI | Band 2 5250~5350MHz Band Edge @ 3m | |
|------|--|---|
| ANT | 802.11ac VHT20 CH52 5260MHz - L | |
| 1 | Vertical | Fundamental |
| Peak | <p>Site : 03CHI1-HY Condition : PEAK BE 74 3m HORN 91200-HF VERTICAL</p> | <p>Site : 03CHI1-HY Condition : PEAK 74 3m HORN 91200-HF VERTICAL</p> |
| Avg. | <p>Site : 03CHI1-HY Condition : AVG BE 54 3m HORN 91200-HF VERTICAL</p> | Left blank |

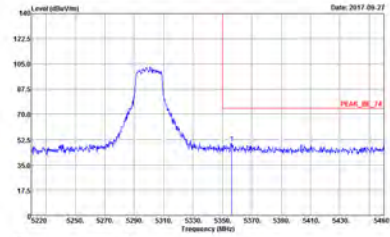
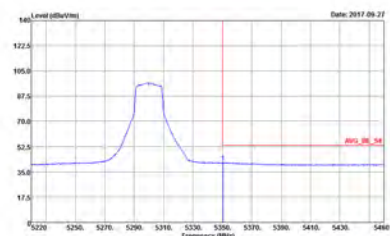


| WIFI | Band 2 5250~5350MHz Band Edge @ 3m | |
|------|------------------------------------|-------------|
| ANT | 802.11ac VHT20 CH52 5260MHz - R | |
| 1 | Vertical | Fundamental |
| Peak | | Left blank |
| Avg. | | Left blank |



| WIFI | Band 2 5250~5350MHz Band Edge @ 3m | |
|------|---|--|
| ANT | 802.11ac VHT20 CH60 5300MHz - L | |
| 1 | Horizontal | Fundamental |
| Peak |  <p>Site : 03CH11-HY Condition : PEAK BE 74 3m HORN 91200-HF HORIZONTAL</p> |  <p>Site : 03CH11-HY Condition : PEAK 74 3m HORN 91200-HF HORIZONTAL</p> |
| Avg. |  <p>Site : 03CH11-HY Condition : AVG BE 54 3m HORN 91200-HF HORIZONTAL</p> | Left blank |

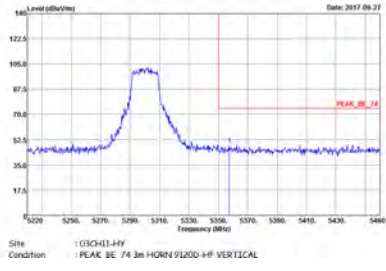
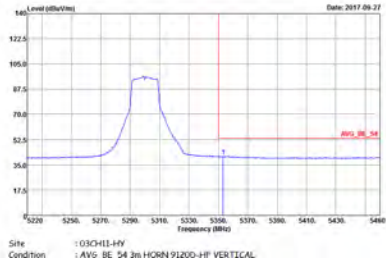


| WIFI | Band 2 5250~5350MHz Band Edge @ 3m | |
|--------------------|---|-------------------|
| ANT | 802.11ac VHT20 CH60 5300MHz - R | |
| 1 | Horizontal | Fundamental |
| <p>Peak</p> |  <p>Site : 03CH11-HY Condition : PEAK_BE_74 3m HORN 91200-HF HORIZONTAL</p> | <p>Left blank</p> |
| <p>Avg.</p> |  <p>Site : 03CH11-HY Condition : AVG_BE_54 3m HORN 91200-HF HORIZONTAL</p> | <p>Left blank</p> |

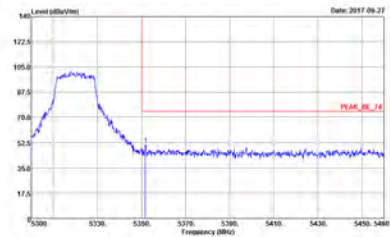
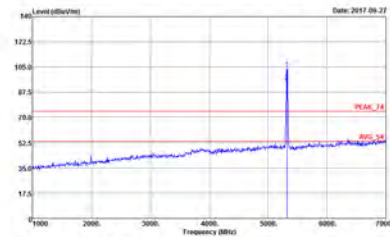
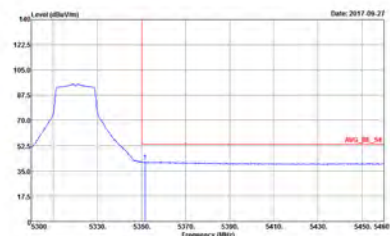


| WIFI | Band 2 5250~5350MHz Band Edge @ 3m | |
|------|---|--|
| ANT | 802.11ac VHT20 CH60 5300MHz - L | |
| 1 | Vertical | Fundamental |
| Peak | <p>Site : 03CHI-HY Condition : PEAK BE 74 3m HORN 91200-HF VERTICAL</p> | <p>Site : 03CHI-HY Condition : PEAK 74 3m HORN 91200-HF VERTICAL</p> |
| Avg. | <p>Site : 03CHI-HY Condition : AVG BE 54 3m HORN 91200-HF VERTICAL</p> | Left blank |



| WIFI | Band 2 5250~5350MHz Band Edge @ 3m | |
|------|---|-------------|
| ANT | 802.11ac VHT20 CH60 5300MHz - R | |
| 1 | Vertical | Fundamental |
| Peak |  | Left blank |
| Avg. |  | Left blank |



| WIFI | Band 2 5250~5350MHz Band Edge @ 3m | |
|------|---|--|
| ANT | 802.11ac VHT20 CH64 5320MHz | |
| 1 | Horizontal | Fundamental |
| Peak |  <p>Site : 03CHI1-HY Condition : PEAK BE 74 3m HORN 91200-HF HORIZONTAL</p> |  <p>Site : 03CHI1-HY Condition : PEAK 74 3m HORN 91200-HF HORIZONTAL</p> |
| Avg. |  <p>Site : 03CHI1-HY Condition : AVG BE 54 3m HORN 91200-HF HORIZONTAL</p> | Left blank |



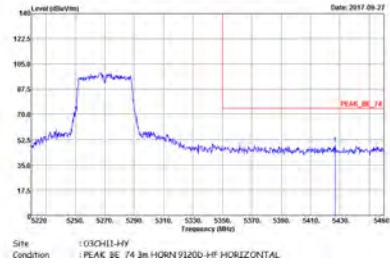
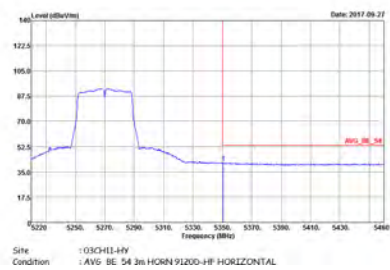
| WIFI | Band 2 5250~5350MHz Band Edge @ 3m | |
|------|--|---|
| ANT | 802.11ac VHT20 CH64 5320MHz | |
| 1 | Vertical | Fundamental |
| Peak | <p>Site : 03CHLI-HY Condition : PEAK BE 74 3m HORN 91200-HF VERTICAL</p> | <p>Site : 03CHLI-HY Condition : PEAK 74 3m HORN 91200-HF VERTICAL</p> |
| Avg. | <p>Site : 03CHLI-HY Condition : AVG BE 54 3m HORN 91200-HF VERTICAL</p> | Left blank |



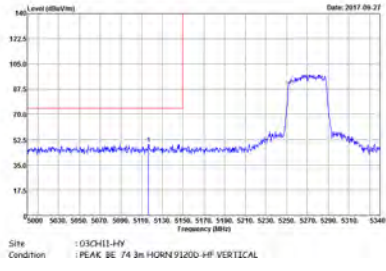
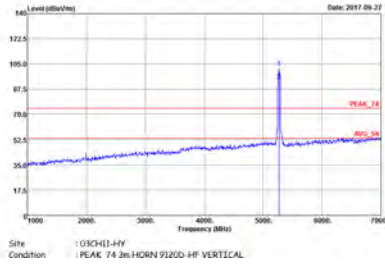
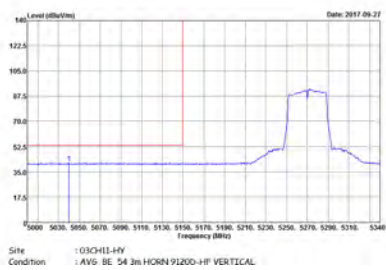
Band 2 5250~5350MHz
WIFI 802.11ac VHT40 (Band Edge @ 3m)

| WIFI | Band 2 5250~5350MHz Band Edge @ 3m | |
|-------------|---|--|
| ANT | 802.11ac VHT40 CH54 5270 MHz - L | |
| 1 | Horizontal | Fundamental |
| Peak | <p>Site : 03CHI1-HY Condition : PEAK BE 74 3m HORN 91200-HF HORIZONTAL</p> | <p>Site : 03CHI1-HY Condition : PEAK 74 3m HORN 91200-HF HORIZONTAL</p> |
| Avg. | <p>Site : 03CHI1-HY Condition : AVG BE 54 3m HORN 91200-HF HORIZONTAL</p> | Left blank |



| WIFI | Band 2 5250~5350MHz Band Edge @ 3m | |
|--------------------|---|-------------------|
| ANT | 802.11ac VHT40 CH54 5270 MHz - R | |
| 1 | Horizontal | Fundamental |
| <p>Peak</p> |  | <p>Left blank</p> |
| <p>Avg.</p> |  | <p>Left blank</p> |

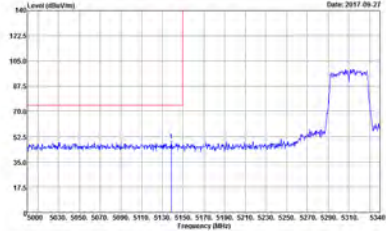
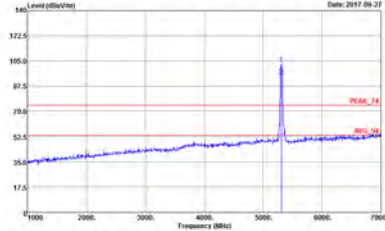
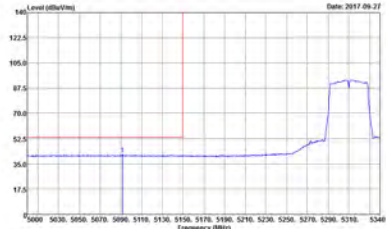


| WIFI | Band 2 5250~5350MHz Band Edge @ 3m | |
|------|---|--|
| ANT | 802.11ac VHT40 CH54 5270 MHz - L | |
| 1 | Vertical | Fundamental |
| Peak |  <p>Site : 03CHI1-HY Condition : PEAK BE 74 3m HORN 91200-HF VERTICAL</p> |  <p>Site : 03CHI1-HY Condition : PEAK 74 3m HORN 91200-HF VERTICAL</p> |
| Avg. |  <p>Site : 03CHI1-HY Condition : AVG BE 54 3m HORN 91200-HF VERTICAL</p> | Left blank |

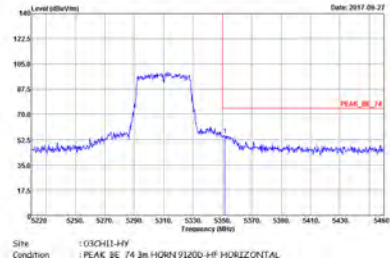



| WIFI | Band 2 5250~5350MHz Band Edge @ 3m | |
|--------------------|--|-------------------|
| ANT | 802.11ac VHT40 CH54 5270 MHz - R | |
| 1 | Vertical | Fundamental |
| <p>Peak</p> | <p>Site : 03CH11-HY Condition : PEAK BE 74 3m HORN 91200-HF VERTICAL</p> | <p>Left blank</p> |
| <p>Avg.</p> | <p>Site : 03CH11-HY Condition : AVG BE 54 3m HORN 91200-HF VERTICAL</p> | <p>Left blank</p> |



| WIFI | Band 2 5250~5350MHz Band Edge @ 3m | |
|------|---|--|
| ANT | 802.11ac VHT40 CH62 5310 MHz - L | |
| 1 | Horizontal | Fundamental |
| Peak |  <p>Site : 03CHI1-HY Condition : PEAK BE 74 3m HORN 91200-HF HORIZONTAL</p> |  <p>Site : 03CHI1-HY Condition : PEAK 74 3m HORN 91200-HF HORIZONTAL</p> |
| Avg. |  <p>Site : 03CHI1-HY Condition : AVG BE 54 3m HORN 91200-HF HORIZONTAL</p> | Left blank |

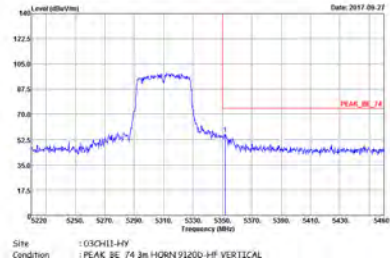



| WIFI | Band 2 5250~5350MHz Band Edge @ 3m | |
|------|---|-------------|
| ANT | 802.11ac VHT40 CH62 5310 MHz - R | |
| 1 | Horizontal | Fundamental |
| Peak |  | Left blank |
| Avg. |  | Left blank |



| WIFI | Band 2 5250~5350MHz Band Edge @ 3m | |
|------|--|---|
| ANT | 802.11ac VHT40 CH62 5310 MHz - L | |
| 1 | Vertical | Fundamental |
| Peak | <p>Site : 03CHI1-HY Condition : PEAK BE 74 3m HORN 91200-HF VERTICAL</p> | <p>Site : 03CHI1-HY Condition : PEAK 74 3m HORN 91200-HF VERTICAL</p> |
| Avg. | <p>Site : 03CHI1-HY Condition : AVG BE 54 3m HORN 91200-HF VERTICAL</p> | Left blank |



| WIFI | Band 2 5250~5350MHz Band Edge @ 3m | |
|------|---|-------------|
| ANT | 802.11ac VHT40 CH62 5310 MHz - R | |
| 1 | Vertical | Fundamental |
| Peak |  | Left blank |
| Avg. |  | Left blank |



Band 2 5250~5350MHz
WIFI 802.11ac VHT80 (Band Edge @ 3m)

| WIFI | Band 2 5250~5350MHz Band Edge @ 3m | |
|-------------|--|---|
| ANT | 802.11ac VHT80 CH58 5290MHz - L | |
| 1 | Horizontal | Fundamental |
| Peak | <p>Site : 03CH11-HY Condition : PEAK BE 74 3m HORN 91200 -HF HORIZONTAL</p> | <p>Site : 03CH11-HY Condition : PEAK 74 3m HORN 91200 -HF HORIZONTAL</p> |
| Avg. | <p>Site : 03CH11-HY Condition : AVG BE 54 3m HORN 91200 -HF HORIZONTAL</p> | Left blank |



| WIFI | Band 2 5250~5350MHz Band Edge @ 3m | |
|--------------------|---|-------------------|
| ANT | 802.11ac VHT80 CH58 5290MHz - R | |
| 1 | Horizontal | Fundamental |
| <p>Peak</p> | <p>Site : 03CHI-HY Condition : PEAK BE 74 3m HORN 91200-HF HORIZONTAL</p> | <p>Left blank</p> |
| <p>Avg.</p> | <p>Site : 03CHI-HY Condition : AVG BE 54 3m HORN 91200-HF HORIZONTAL</p> | <p>Left blank</p> |



| WIFI | Band 2 5250~5350MHz Band Edge @ 3m | |
|------|--|---|
| ANT | 802.11ac VHT80 CH58 5290MHz - L | |
| 1 | Vertical | Fundamental |
| Peak | <p>Site : 03CHI1-HY Condition : PEAK BE 74 3m HORN 91200-HF VERTICAL</p> | <p>Site : 03CHI1-HY Condition : PEAK 74 3m HORN 91200-HF VERTICAL</p> |
| Avg. | <p>Site : 03CHI1-HY Condition : AVG BE 54 3m HORN 91200-HF VERTICAL</p> | Left blank |



| WIFI | Band 2 5250~5350MHz Band Edge @ 3m | |
|------|--|-------------|
| ANT | 802.11ac VHT80 CH58 5290MHz - R | |
| 1 | Vertical | Fundamental |
| Peak | <p>Site : 03CH11-HY Condition : PEAK BE 74 3m HORN 91200-HF VERTICAL</p> | Left blank |
| Avg. | <p>Site : 03CH11-HY Condition : AVG BE 54 3m HORN 91200-HF VERTICAL</p> | Left blank |



Band 2 - 5250~5350MHz
WIFI 802.11a (Harmonic @ 3m)

| WIFI | Band 2 5250~5350MHz Harmonic @ 3m | |
|-----------|--|--|
| ANT | 802.11a CH52 5260MHz | |
| 1 | Horizontal | Vertical |
| Peak Avg. | <p>Site : 03CH11-4F Condition : PEAK 74 3m HORN 9120D -HF HORIZONTAL</p> | <p>Site : 03CH11-4F Condition : PEAK 74 3m HORN 9120D -HF VERTICAL</p> |



| | | |
|--------------|---|---|
| WIFI | Band 2 5250~5350MHz Harmonic @ 3m | |
| ANT | 802.11a CH60 5300MHz | |
| 1 | Horizontal | Vertical |
| Peak Avg. | <p>Site : 03SCH11-4F Condition : PEAK 74 3m.HORN 91200 -HF HORIZONTAL</p> | <p>Site : 03SCH11-4F Condition : PEAK 74 3m.HORN 91200 -HF VERTICAL</p> |



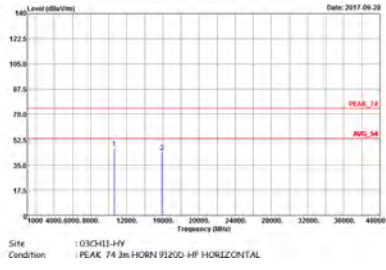
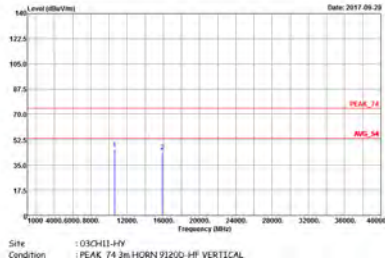
| WIFI | Band 2 5250~5350MHz Harmonic @ 3m | |
|--------------|---|---|
| ANT | 802.11a CH64 5320MHz | |
| 1 | Horizontal | Vertical |
| Peak Avg. | <p>Site : 03SCH11-4F Condition : PEAK 74 3m.HORN 91200 -HF HORIZONTAL</p> | <p>Site : 03SCH11-4F Condition : PEAK 74 3m.HORN 91200 -HF VERTICAL</p> |



Band 2 5250~5350MHz
WIFI 802.11ac VHT20 (Harmonic @ 3m)

Table with 3 columns: WIFI, ANT, and measurement results for Horizontal and Vertical orientations. Includes two graphs showing Level (dBm/5m) vs Frequency (MHz) with peak markers.



| WIFI | Band 2 5250~5350MHz Harmonic @ 3m | |
|--------------|---|--|
| ANT | 802.11ac VHT20 CH60 5300MHz | |
| 1 | Horizontal | Vertical |
| Peak Avg. |  |  |



| | | |
|--------------|---|---|
| WIFI | Band 2 5250~5350MHz Harmonic @ 3m | |
| ANT | 802.11ac VHT20 CH64 5320MHz | |
| 1 | Horizontal | Vertical |
| Peak Avg. | <p>Site : 03SCH11-4F Condition : PEAK 74 3m.HORN 91200 -HF HORIZONTAL</p> | <p>Site : 03SCH11-4F Condition : PEAK 74 3m.HORN 91200 -HF VERTICAL</p> |



Band 2 5250~5350MHz
WIFI 802.11ac VHT40 (Harmonic @ 3m)

Table with 3 columns: WIFI, ANT, and measurement results for Peak Avg. under Horizontal and Vertical orientations. Includes two frequency level graphs.



| | | |
|----------------------|---|---|
| WIFI | Band 2 5250~5350MHz Harmonic @ 3m | |
| ANT | 802.11ac VHT40 CH62 5310 | |
| 1 | Horizontal | Vertical |
| Peak Avg. | <p>Site : 03SCH11-4F Condition : PEAK 74 3m.HORN 91200 -HF HORIZONTAL</p> | <p>Site : 03SCH11-4F Condition : PEAK 74 3m.HORN 91200 -HF VERTICAL</p> |



Band 2 5250~5350MHz
WIFI 802.11ac VHT80 (Harmonic @ 3m)

Table with 3 columns: WIFI, ANT, and measurement results for Horizontal and Vertical orientations. Includes two graphs showing Level (dBm/5m) vs Frequency (MHz) with peak markers and labels like PEAK_74 and AVG_54.



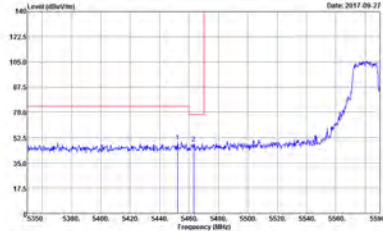
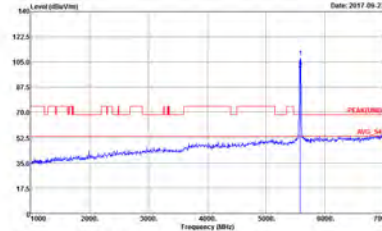
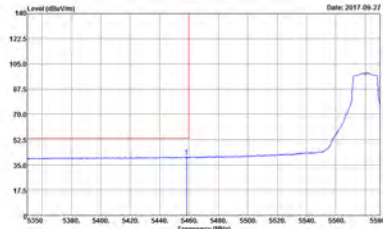
Band 3 - 5470~5725MHz
WIFI 802.11a (Band Edge @ 3m)

| WIFI | Band 3 5470~5725MHz Band Edge @ 3m | |
|-------------|---|---|
| ANT | 802.11a CH100 5500MHz | |
| 1 | Horizontal | Fundamental |
| Peak | <p>Site: 03CHI-HY Condition: PEAK BEFUN11 B3 3m HORN 9120D-HF HORIZONTAL</p> | <p>Site: 03CHI-HY Condition: PEAKFUN11 3m HORN 9120D-HF HORIZONTAL</p> |
| Avg. | <p>Site: 03CHI-HY Condition: AVG BEFUN11 B3 3m HORN 9120D-HF HORIZONTAL</p> | Left blank |

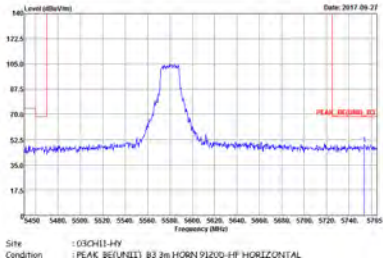


| WIFI | Band 3 5470~5725MHz Band Edge @ 3m | |
|------|--|--|
| ANT | 802.11a CH100 5500MHz | |
| 1 | Vertical | Fundamental |
| Peak | <p>Site : 03CHI1-HY Condition : PEAK BE(FUN1) B3 3m HORN 91200-HF VERTICAL</p> | <p>Site : 03CHI1-HY Condition : PEAK(FUN1) 3m HORN 91200-HF VERTICAL</p> |
| Avg. | <p>Site : 03CHI1-HY Condition : AVG BE(FUN1) B3 3m HORN 91200-HF VERTICAL</p> | Left blank |



| WIFI | Band 3 5470~5725MHz Band Edge @ 3m | |
|--------------------|---|---|
| ANT | 802.11a CH116 5580MHz - L | |
| 1 | Horizontal | Fundamental |
| <p>Peak</p> |  <p>Site : 03CHI1-HY Condition : PEAK BE(FUN1) B3 3m HORN 9120D-HF HORIZONTAL</p> |  <p>Site : 03CHI1-HY Condition : PEAK(FUN1) 3m HORN 9120D-HF HORIZONTAL</p> |
| <p>Avg.</p> |  <p>Site : 03CHI1-HY Condition : AVG BE(FUN1) B3 3m HORN 9120D-HF HORIZONTAL</p> | <p>Left blank</p> |



| WIFI | Band 3 5470~5725MHz Band Edge @ 3m | |
|------|---|-------------|
| ANT | 802.11a CH116 5580MHz - R | |
| 1 | Horizontal | Fundamental |
| Peak |  | Left blank |

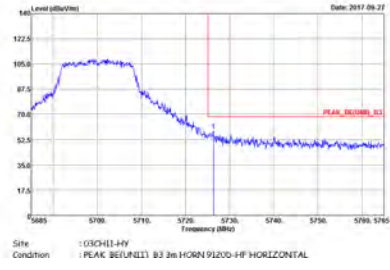
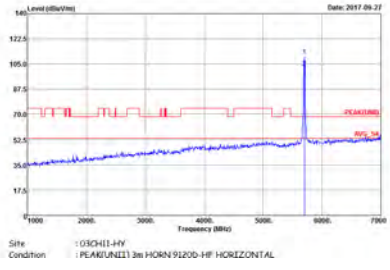


| WIFI | Band 3 5470~5725MHz Band Edge @ 3m | |
|------|--|--|
| ANT | 802.11a CH116 5580MHz - L | |
| 1 | Vertical | Fundamental |
| Peak | <p>Site : 03CH11-4Y Condition : PEAK BE(FUN1) B3 3m HORN 9120D-HF VERTICAL</p> | <p>Site : 03CH11-4Y Condition : PEAK(FUN1) 3m HORN 9120D-HF VERTICAL</p> |
| Avg. | <p>Site : 03CH11-4Y Condition : AVG BE(FUN1) B3 3m HORN 9120D-HF VERTICAL</p> | Left blank |



| WIFI | Band 3 5470~5725MHz Band Edge @ 3m | |
|------|--|-------------|
| ANT | 802.11a CH116 5580MHz - R | |
| 1 | Vertical | Fundamental |
| Peak | <p>Site : D3CH11-4F Condition : PEAK (5580) B3 3m HORN 91200-4F VERTICAL</p> | Left blank |



| WIFI | Band 3 5470~5725MHz Band Edge @ 3m | |
|------|---|--|
| ANT | 802.11a CH140 5700MHz | |
| 1 | Horizontal | Fundamental |
| Peak |  |  |



| | | |
|------|---|---|
| WIFI | Band 3 5470~5725MHz Band Edge @ 3m | |
| ANT | 802.11a CH140 5700MHz | |
| 1 | Vertical | Fundamental |
| Peak | <p>Site : OSCHIL-4F Condition : PEAK BE(LINE1) B3 3m HORN 91200-4F VERTICAL</p> | <p>Site : OSCHIL-4F Condition : PEAK(LINE1) 3m HORN 91200-4F VERTICAL</p> |



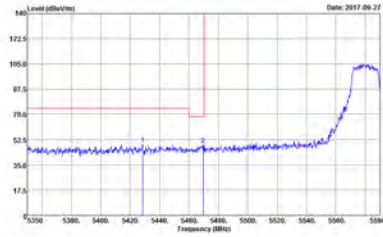
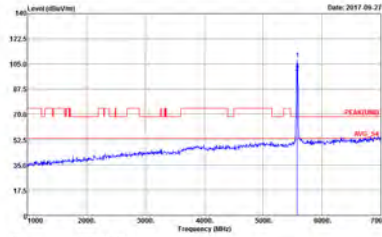
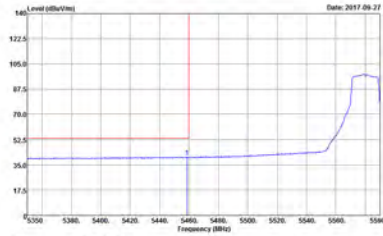
**Band 3 5470~5725MHz
WIFI 802.11ac VHT20 (Band Edge @ 3m)**

| WIFI | Band 3 5470~5725MHz Band Edge @ 3m | |
|-------------|---|---|
| ANT | 802.11ac VHT20 CH100 5500MHz | |
| 1 | Horizontal | Fundamental |
| Peak | <p>Site : 03CHI1-HY Condition : PEAK BE(FUN)E1 83 3m HORN 91200-HF HORIZONTAL</p> | <p>Site : 03CHI1-HY Condition : PEAK(FUN)E1 3m HORN 91200-HF HORIZONTAL</p> |
| Avg. | <p>Site : 03CHI1-HY Condition : AVG BE(FUN)E1 83 3m HORN 91200-HF HORIZONTAL</p> | Left blank |

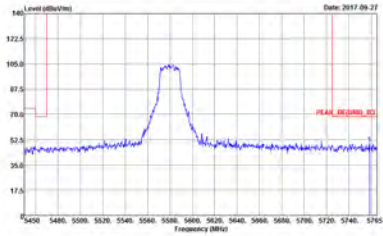


| WIFI | Band 3 5470~5725MHz Band Edge @ 3m | |
|------|--|--|
| ANT | 802.11ac VHT20 CH100 5500MHz | |
| 1 | Vertical | Fundamental |
| Peak | <p>Site : 03CHI1-HY Condition : PEAK BE(FUN)1 B3 3m HORN 91200-HF VERTICAL</p> | <p>Site : 03CHI1-HY Condition : PEAK(FUN)1 3m HORN 91200-HF VERTICAL</p> |
| Avg. | <p>Site : 03CHI1-HY Condition : AVG BE(FUN)1 B3 3m HORN 91200-HF VERTICAL</p> | Left blank |



| WIFI | Band 3 5470~5725MHz Band Edge @ 3m | |
|------|---|---|
| ANT | 802.11ac VHT20 CH116 5580MHz - L | |
| 1 | Horizontal | Fundamental |
| Peak |  <p>Site : 03CHI1-HY Condition : PEAK BE(FUN1) B3 3m HORN 91200-HF HORIZONTAL</p> |  <p>Site : 03CHI1-HY Condition : PEAK(FUN1) 3m HORN 91200-HF HORIZONTAL</p> |
| Avg. |  <p>Site : 03CHI1-HY Condition : AVG BE(FUN1) B3 3m HORN 91200-HF HORIZONTAL</p> | Left blank |

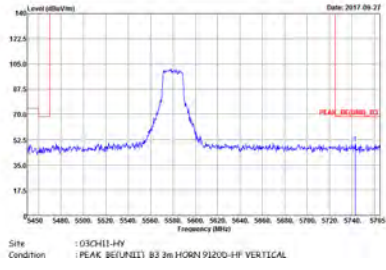


| WIFI | Band 3 5470~5725MHz Band Edge @ 3m | |
|------|--|-------------|
| ANT | 802.11ac VHT20 CH116 5580MHz - R | |
| 1 | Horizontal | Fundamental |
| Peak |  <p>Site: 1: SCH11-44Y Condition: 1: PEAK_BELUNEE1 B3 3m HORN 91200-4# HORIZONTAL</p> | Left blank |



| WIFI | Band 3 5470~5725MHz Band Edge @ 3m | |
|------|---|---|
| ANT | 802.11ac VHT20 CH116 5580MHz - L | |
| 1 | Vertical | Fundamental |
| Peak | <p>Site : 03CHI-4Y Condition : PEAK BE(FUN1) B3 3m HORN 9120D-HF VERTICAL</p> | <p>Site : 03CHI-4Y Condition : PEAK(FUN1) 3m HORN 9120D-HF VERTICAL</p> |
| Avg. | <p>Site : 03CHI-4Y Condition : AVG BE(FUN1) B3 3m HORN 9120D-HF VERTICAL</p> | Left blank |



| WIFI | Band 3 5470~5725MHz Band Edge @ 3m | |
|------|---|-------------|
| ANT | 802.11ac VHT20 CH116 5580MHz - R | |
| 1 | Vertical | Fundamental |
| Peak |  | Left blank |



| WIFI | Band 3 5470~5725MHz Band Edge @ 3m | |
|------|--|--|
| ANT | 802.11ac VHT20 CH140 5700MHz | |
| 1 | Horizontal | Fundamental |
| Peak | <p>Site : 03SCH11-4Y Condition : PEAK BE(LINE1) B3 3m HORN 91200-4F HORIZONTAL</p> | <p>Site : 03SCH11-4Y Condition : PEAK(LINE1) 3m HORN 91200-4F HORIZONTAL</p> |



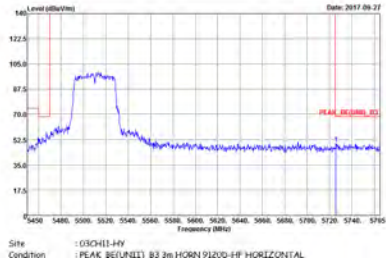
| WIFI | Band 3 5470~5725MHz Band Edge @ 3m | |
|------|--|--|
| ANT | 802.11ac VHT20 CH140 5700MHz | |
| 1 | Vertical | Fundamental |
| Peak | <p>Site : OSCHILLARY Condition : PEAK BE(LINE1) B3 3m HORN 91200-4# VERTICAL</p> | <p>Site : OSCHILLARY Condition : PEAK(LINE1) 3m HORN 91200-4# VERTICAL</p> |



Band 3 5470~5725MHz
WIFI 802.11ac VHT40 (Band Edge @ 3m)

Table with 2 columns (WIFI, ANT) and 2 rows (Peak, Avg.). The Peak row shows 'Horizontal' and 'Fundamental' plots. The Avg. row shows a plot and 'Left blank'.

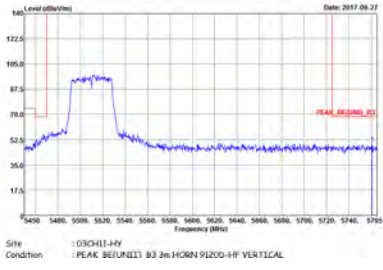


| WIFI | Band 3 5470~5725MHz Band Edge @ 3m | |
|------|---|-------------|
| ANT | 802.11ac VHT40 CH102 5510MHz - R | |
| 1 | Horizontal | Fundamental |
| Peak |  | Left blank |

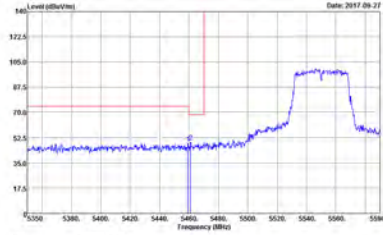
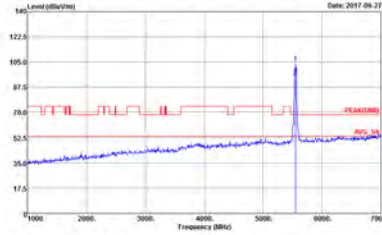
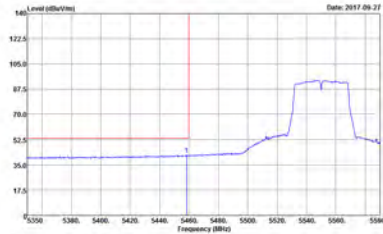


| WIFI | Band 3 5470~5725MHz Band Edge @ 3m | |
|------|--|--|
| ANT | 802.11ac VHT40 CH102 5510MHz - L | |
| 1 | Vertical | Fundamental |
| Peak | <p>Site : 03CHI1-HY Condition : PEAK BE(FUN1) B3 3m HORN 9120D-HF VERTICAL</p> | <p>Site : 03CHI1-HY Condition : PEAK(FUN1) 3m HORN 9120D-HF VERTICAL</p> |
| Avg. | <p>Site : 03CHI1-HY Condition : AVG BE(FUN1) B3 3m HORN 9120D-HF VERTICAL</p> | Left blank |



| WIFI | Band 3 5470~5725MHz Band Edge @ 3m | |
|------|---|-------------|
| ANT | 802.11ac VHT40 CH102 5510MHz - R | |
| 1 | Vertical | Fundamental |
| Peak |  | Left blank |

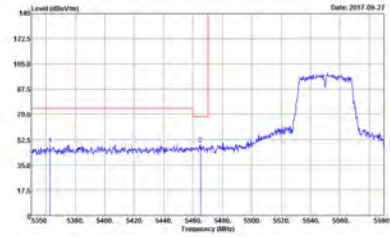
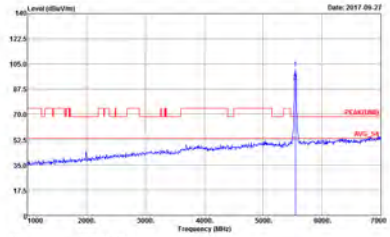
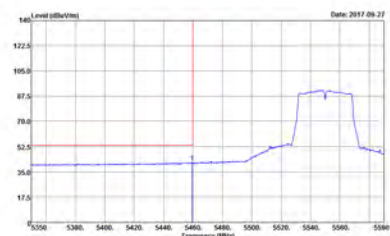


| WIFI | Band 3 5470~5725MHz Band Edge @ 3m | |
|------|---|---|
| ANT | 802.11ac VHT40 CH110 5550MHz - L | |
| 1 | Horizontal | Fundamental |
| Peak |  <p>Site : 03CHI1-HY Condition : PEAK BE(FUN1) B3 3m HORN 9120D-HF HORIZONTAL</p> |  <p>Site : 03CHI1-HY Condition : PEAK(FUN1) 3m HORN 9120D-HF HORIZONTAL</p> |
| Avg. |  <p>Site : 03CHI1-HY Condition : AVG BE(FUN1) B3 3m HORN 9120D-HF HORIZONTAL</p> | Left blank |

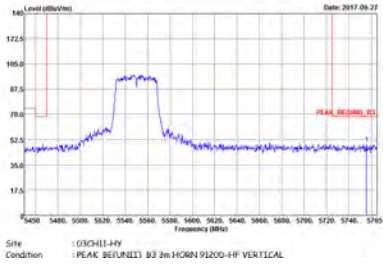


| WIFI | Band 3 5470~5725MHz Band Edge @ 3m | |
|------|---|-------------|
| ANT | 802.11ac VHT40 CH110 5550MHz - R | |
| 1 | Horizontal | Fundamental |
| Peak |  <p>Site : D3CH11-4# Condition : PEAK (5550.00) B3 3m HORN 91200-4# HORIZONTAL</p> | Left blank |



| WIFI | Band 3 5470~5725MHz Band Edge @ 3m | |
|------|---|---|
| ANT | 802.11ac VHT40 CH110 5550MHz - L | |
| 1 | Vertical | Fundamental |
| Peak |  <p>Site : 03CH11-HY Condition : PEAK BE(FUN)1 B3 3m HORN 9120D-HF VERTICAL</p> |  <p>Site : 03CH11-HY Condition : PEAK(FUN)1 3m HORN 9120D-HF VERTICAL</p> |
| Avg. |  <p>Site : 03CH11-HY Condition : AVG BE(FUN)1 B3 3m HORN 9120D-HF VERTICAL</p> | Left blank |

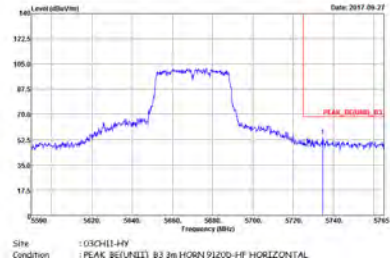


| WIFI | Band 3 5470~5725MHz Band Edge @ 3m | |
|------|---|-------------|
| ANT | 802.11ac VHT40 CH110 5550MHz - R | |
| 1 | Vertical | Fundamental |
| Peak |  | Left blank |

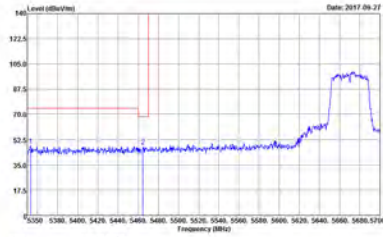
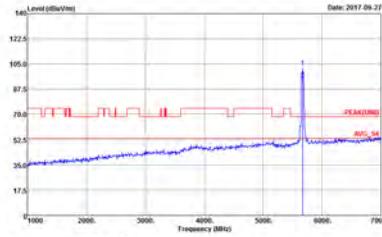
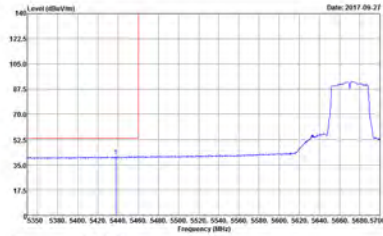


| WIFI | Band 3 5470~5725MHz Band Edge @ 3m | |
|------|--|--|
| ANT | 802.11ac VHT40 CH134 5670MHz - L | |
| 1 | Horizontal | Fundamental |
| Peak | <p>Site : 03CHI1-HY Condition : PEAK BE(FUN1) B3 3m HORN 91200-HF HORIZONTAL</p> | <p>Site : 03CHI1-HY Condition : PEAK(FUN1) 3m HORN 91200-HF HORIZONTAL</p> |
| Avg. | <p>Site : 03CHI1-HY Condition : AVG BE(FUN1) B3 3m HORN 91200-HF HORIZONTAL</p> | Left blank |



| WIFI | Band 3 5470~5725MHz Band Edge @ 3m | |
|------|---|-------------|
| ANT | 802.11ac VHT40 CH134 5670MHz - R | |
| 1 | Horizontal | Fundamental |
| Peak |  <p>Site : DSCHEIL-4-FY Condition : PEAK (5670.00) B3 3m HORN 91200-4-F HORIZONTAL</p> | Left blank |



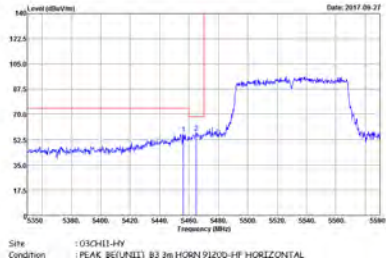
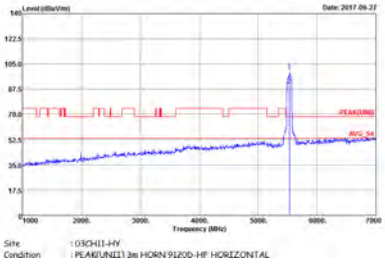
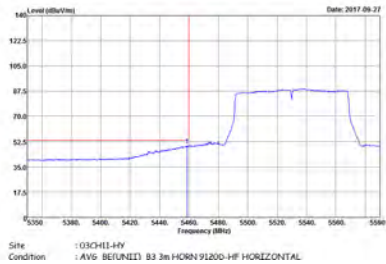
| WIFI | Band 3 5470~5725MHz Band Edge @ 3m | |
|------|---|---|
| ANT | 802.11ac VHT40 CH134 5670MHz - L | |
| 1 | Vertical | Fundamental |
| Peak |  <p>Site : 03CHI1-4Y Condition : PEAK BE(FUN1) B3 3m HORN 91200-HF VERTICAL</p> |  <p>Site : 03CHI1-4Y Condition : PEAK(FUN1) 3m HORN 91200-HF VERTICAL</p> |
| Avg. |  <p>Site : 03CHI1-4Y Condition : AVG BE(FUN1) B3 3m HORN 91200-HF VERTICAL</p> | Left blank |



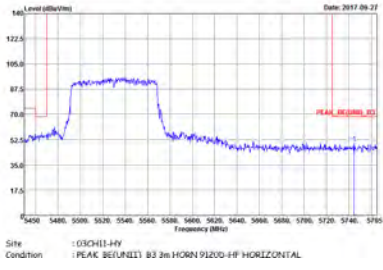
| WIFI | Band 3 5470~5725MHz Band Edge @ 3m | |
|------|--|-------------|
| ANT | 802.11ac VHT40 CH134 5670MHz - R | |
| 1 | Vertical | Fundamental |
| Peak | <p>Site : OSCHN1-4-F Condition : PEAK (5670.00) B3 3m HORN 91200-4F VERTICAL</p> | Left blank |



**Band 3 5470~5725MHz
WIFI 802.11ac VHT80 (Band Edge @ 3m)**

| WIFI | Band 3 5470~5725MHz Band Edge @ 3m | |
|-------------|---|---|
| ANT | 802.11ac VHT80 CH106 5530MHz - L | |
| 1 | Horizontal | Fundamental |
| Peak |  <p>Site : 03CHI1-HY Condition : PEAK BE(FUNEE1) B3 3m HORN 91200-HF HORIZONTAL</p> |  <p>Site : 03CHI1-HY Condition : PEAK(FUNEE1) 3m HORN 91200-HF HORIZONTAL</p> |
| Avg. |  <p>Site : 03CHI1-HY Condition : AVG BE(FUNEE1) B3 3m HORN 91200-HF HORIZONTAL</p> | Left blank |

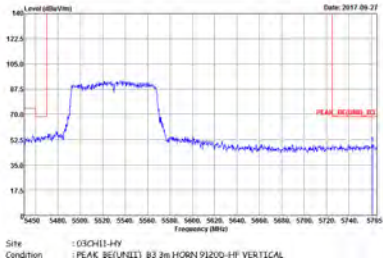


| WIFI | Band 3 5470~5725MHz Band Edge @ 3m | |
|------|---|-------------|
| ANT | 802.11ac VHT80 CH106 5530MHz - R | |
| 1 | Horizontal | Fundamental |
| Peak |  | Left blank |



| WIFI | Band 3 5470~5725MHz Band Edge @ 3m | |
|------|---|---|
| ANT | 802.11ac VHT80 CH106 5530MHz - L | |
| 1 | Vertical | Fundamental |
| Peak | <p>Site : 03CHI-HY Condition : PEAK BE(FUN)1 B3 3m HORN 9120D-HF VERTICAL</p> | <p>Site : 03CHI-HY Condition : PEAK(FUN)1 3m HORN 9120D-HF VERTICAL</p> |
| Avg. | <p>Site : 03CHI-HY Condition : AVG BE(FUN)1 B3 3m HORN 9120D-HF VERTICAL</p> | Left blank |



| WIFI | Band 3 5470~5725MHz Band Edge @ 3m | |
|------|---|-------------|
| ANT | 802.11ac VHT80 CH106 5530MHz - R | |
| 1 | Vertical | Fundamental |
| Peak |  <p>Site : DISCH11-4F Condition : PEAK (DC:0.001) B3 3m HORN 91200-4F VERTICAL</p> | Left blank |

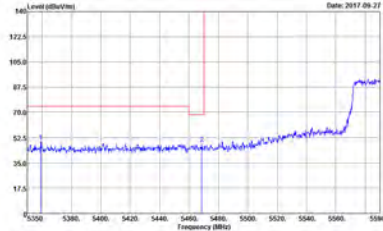
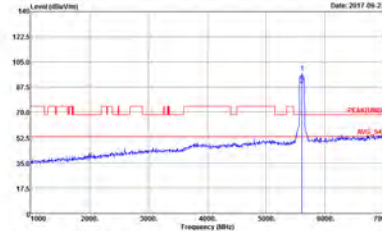
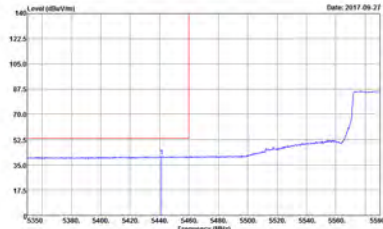


| WIFI | Band 3 5470~5725MHz Band Edge @ 3m | |
|------|--|--|
| ANT | 802.11ac VHT80 CH122 5610MHz - L | |
| 1 | Horizontal | Fundamental |
| Peak | <p>Site : 03CH11-HY Condition : PEAK BE(FUN1) B3 3m HORN 91200-HF HORIZONTAL</p> | <p>Site : 03CH11-HY Condition : PEAK(FUN1) 3m HORN 91200-HF HORIZONTAL</p> |
| Avg. | <p>Site : 03CH11-HY Condition : AVG BE(FUN1) B3 3m HORN 91200-HF HORIZONTAL</p> | Left blank |

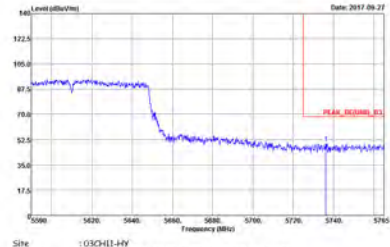


| WIFI | Band 3 5470~5725MHz Band Edge @ 3m | |
|------|---|-------------|
| ANT | 802.11ac VHT80 CH122 5610MHz - R | |
| 1 | Horizontal | Fundamental |
| Peak |  | Left blank |



| WIFI | Band 3 5470~5725MHz Band Edge @ 3m | |
|------|---|---|
| ANT | 802.11ac VHT80 CH122 5610MHz - L | |
| 1 | Vertical | Fundamental |
| Peak |  <p>Site : 03CH11-HY Condition : PEAK BE(FUN)1 B3 3m HORN 91200-HF VERTICAL</p> |  <p>Site : 03CH11-HY Condition : PEAK(FUN)1 3m HORN 91200-HF VERTICAL</p> |
| Avg. |  <p>Site : 03CH11-HY Condition : AVG BE(FUN)1 B3 3m HORN 91200-HF VERTICAL</p> | Left blank |



| WIFI | Band 3 5470~5725MHz Band Edge @ 3m | |
|------|---|-------------|
| ANT | 802.11ac VHT80 CH122 5610MHz - R | |
| 1 | Vertical | Fundamental |
| Peak |  <p>Site : OSCHILLARY Condition : PEAK (EXCISE) B3 3m HORN 91200-4# VERTICAL</p> | Left blank |



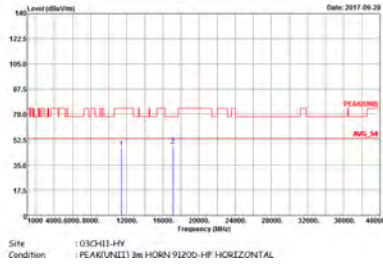
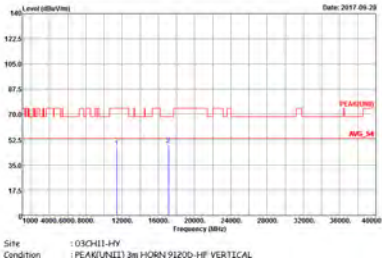
Band 3 - 5470~5725MHz
WIFI 802.11a (Harmonic @ 3m)

| WIFI | Band 3 5470~5725MHz Harmonic @ 3m | |
|--------------|--|--|
| ANT | 802.11a CH100 5500MHz | |
| 1 | Horizontal | Vertical |
| Peak Avg. | <p>Site: 03CHEL-4F Condition: PEAK(AVG) 3m HORN 91200-HF HORIZONTAL</p> | <p>Site: 03CHEL-4F Condition: PEAK(AVG) 3m HORN 91200-HF VERTICAL</p> |



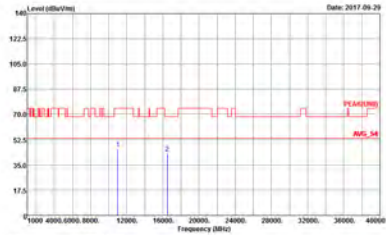
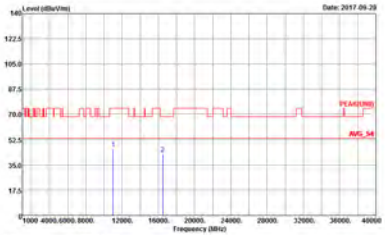
| | | |
|--------------|-----------------------------------|----------|
| WIFI | Band 3 5470~5725MHz Harmonic @ 3m | |
| ANT | 802.11a CH116 5580MHz | |
| 1 | Horizontal | Vertical |
| Peak Avg. | | |



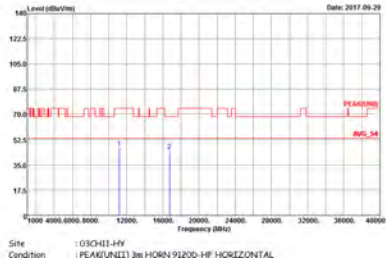
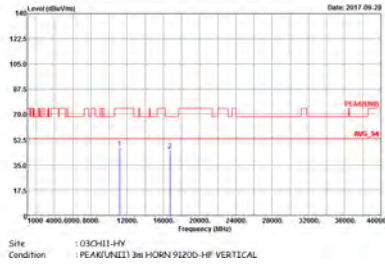
| WIFI | Band 3 5470~5725MHz Harmonic @ 3m | |
|--------------|---|--|
| ANT | 802.11a CH140 5700MHz | |
| 1 | Horizontal | Vertical |
| Peak Avg. |  |  |



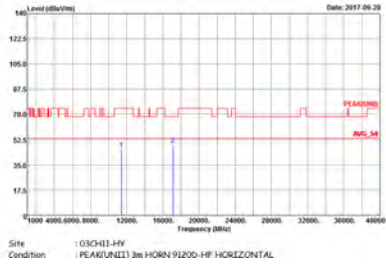
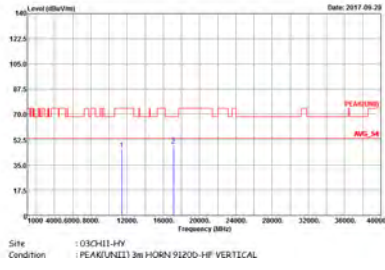
Band 3 5470~5725MHz
WIFI 802.11ac VHT20 (Harmonic @ 3m)

| | | |
|-----------|---|--|
| WIFI | Band 3 5470~5725MHz Harmonic @ 3m | |
| ANT | 802.11ac VHT20 CH100 5500MHz | |
| 1 | Horizontal | Vertical |
| Peak Avg. |  <p>Site : 03CH11-HY Condition : PEAK(AVG) 3m HORN 91200-HF HORIZONTAL</p> |  <p>Site : 03CH11-HY Condition : PEAK(AVG) 3m HORN 91200-HF VERTICAL</p> |



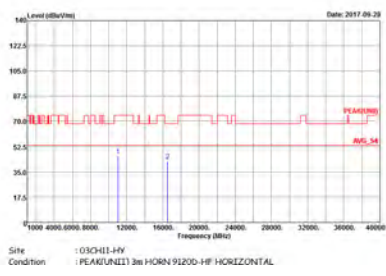
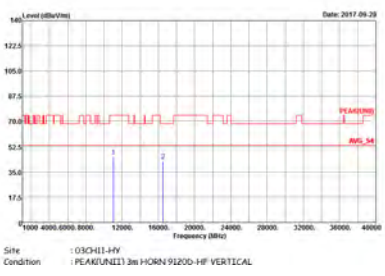
| WIFI | Band 3 5470~5725MHz Harmonic @ 3m | |
|--------------|---|--|
| ANT | 802.11ac VHT20 CH116 5580MHz | |
| 1 | Horizontal | Vertical |
| Peak Avg. |  |  |



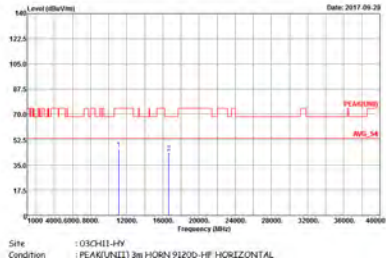
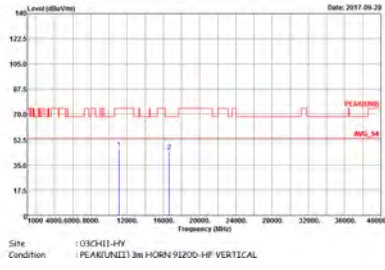
| | | |
|--------------|---|--|
| WIFI | Band 3 5470~5725MHz Harmonic @ 3m | |
| ANT | 802.11ac VHT20 CH140 5700MHz | |
| 1 | Horizontal | Vertical |
| Peak Avg. |  |  |



Band 3 5470~5725MHz
WIFI 802.11ac VHT40 (Harmonic @ 3m)

| | | |
|------------------|---|--|
| WIFI | Band 3 5470~5725MHz Harmonic @ 3m | |
| ANT | 802.11ac VHT40 CH102 5510MHz | |
| 1 | Horizontal | Vertical |
| Peak Avg. |  |  |



| | | |
|--------------|---|--|
| WIFI | Band 3 5470~5725MHz Harmonic @ 3m | |
| ANT | 802.11ac VHT40 CH110 5550MHz | |
| 1 | Horizontal | Vertical |
| Peak Avg. |  |  |



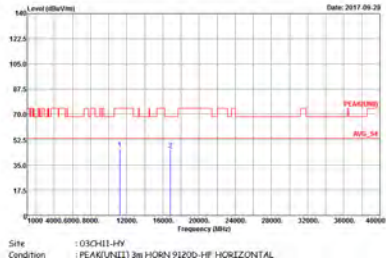
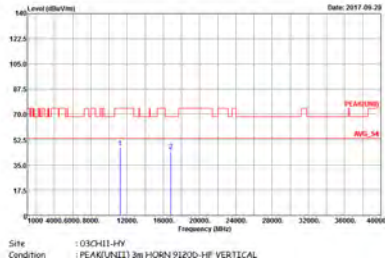
| WIFI | Band 3 5470~5725MHz Harmonic @ 3m | |
|--------------|--|--|
| ANT | 802.11ac VHT40 CH134 5670MHz | |
| 1 | Horizontal | Vertical |
| Peak Avg. | <p>Site : 03SCH11-4F Condition : PEAK(UIN11) 3m HORN 9120D-HF HORIZONTAL</p> | <p>Site : 03SCH11-4F Condition : PEAK(UIN11) 3m HORN 9120D-HF VERTICAL</p> |



**Band 3 5470~5725MHz
WIFI 802.11ac VHT80 (Harmonic @ 3m)**

| | | |
|------------------|---|---|
| WIFI | Band 3 5470~5725MHz Harmonic @ 3m | |
| ANT | 802.11ac VHT80 CH106 5530MHz | |
| 1 | Horizontal | Vertical |
| Peak Avg. | <p>Site : 03CHI1-HY Condition : PEAK(AVG) 3m HORN 91200-HF HORIZONTAL</p> | <p>Site : 03CHI1-HY Condition : PEAK(AVG) 3m HORN 91200-HF VERTICAL</p> |



| WIFI | Band 3 5470~5725MHz Harmonic @ 3m | |
|--------------|---|--|
| ANT | 802.11ac VHT80 CH122 5610MHz | |
| 1 | Horizontal | Vertical |
| Peak Avg. |  |  |

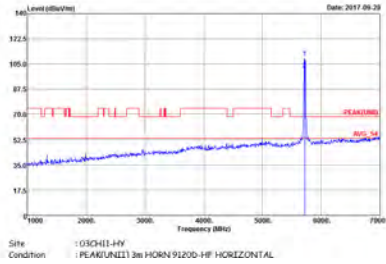
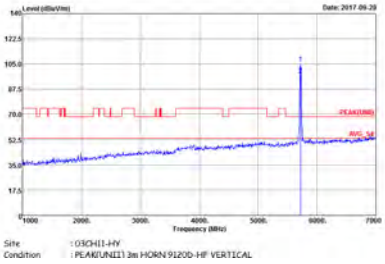


Band 3 - Straddle Channel
WIFI 802.11a (Fundamental @ 3m)

| WIFI | Band 3 Straddle Channel Fundamental @ 3m | |
|--------------|--|--|
| ANT | 802.11a CH144 5720MHz | |
| 1 | Horizontal | Vertical |
| Peak Avg. | <p>Site: OSCILL-4F Condition: PEAK(LINE) 3m HORN 9120D-HF HORIZONTAL</p> | <p>Site: OSCILL-4F Condition: PEAK(LINE) 3m HORN 9120D-HF VERTICAL</p> |

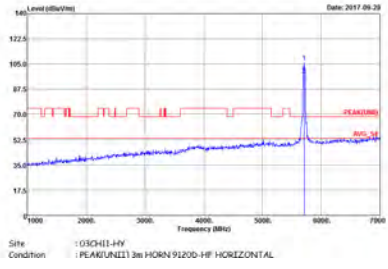
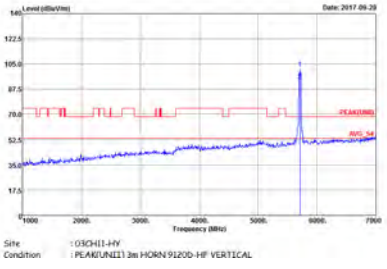


Band 3 – Straddle Channel
WIFI 802.11ac VHT20 (Fundamental @ 3m)

| WIFI | Band 3 Straddle Channel Fundamental @ 3m | |
|-----------|--|---|
| ANT | 802.11ac VHT20 CH144 5720MHz | |
| 1 | Horizontal | Vertical |
| Peak Avg. |  <p>Site: 03CH11-HY Condition: PEAK(UNII) 3m HORN 91200-HF HORIZONTAL</p> |  <p>Site: 03CH11-HY Condition: PEAK(UNII) 3m HORN 91200-HF VERTICAL</p> |

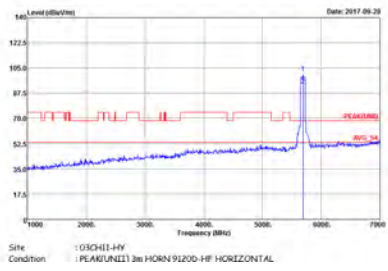
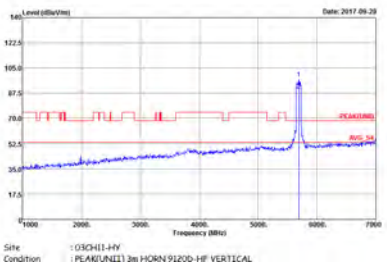


Band 3 – Straddle Channel
WIFI 802.11ac VHT40 (Fundamental @ 3m)

| | | |
|------------------|---|--|
| WIFI | Band 3 Straddle Channel Fundamental @ 3m | |
| ANT | 802.11ac VHT40 CH142 5710MHz | |
| 1 | Horizontal | Vertical |
| Peak Avg. |  |  |



Band 3 – Straddle Channel
WIFI 802.11ac VHT80 (Fundamental @ 3m)

| WIFI | Band 3 Straddle Channel Fundamental @ 3m | |
|--------------|---|--|
| ANT | 802.11ac VHT80 CH138 5690MHz | |
| 1 | Horizontal | Vertical |
| Peak Avg. |  |  |

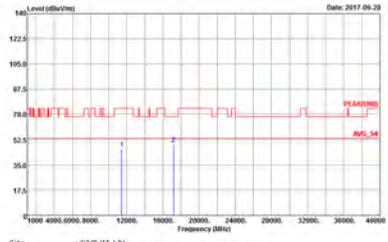
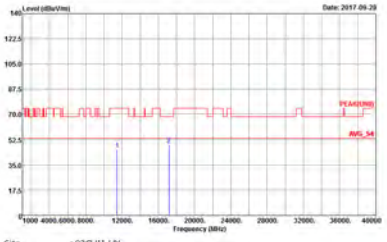


Band 3 - Straddle Channel
WIFI 802.11a (Harmonic @ 3m)

| WIFI | Band 3 Straddle Channel Harmonic @ 3m | |
|--------------|---|---|
| ANT | 802.11a CH144 5720MHz | |
| 1 | Horizontal | Vertical |
| Peak Avg. | <p>Site : 03CH11-4F Condition : PEAK(AVG) 3m HORN 91200-HF HORIZONTAL</p> | <p>Site : 03CH11-4F Condition : PEAK(AVG) 3m HORN 91200-HF VERTICAL</p> |

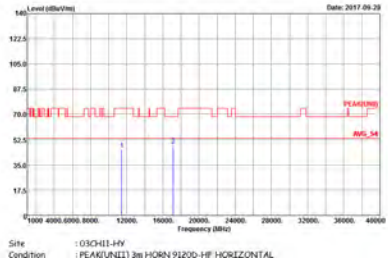
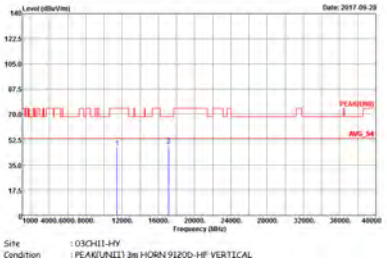


Band 3 – Straddle Channel
WIFI 802.11ac VHT20 (Harmonic @ 3m)

| WIFI | Band 3 Straddle Channel Harmonic @ 3m | |
|-----------|---|--|
| ANT | 802.11ac VHT20 CH144 5720MHz | |
| 1 | Horizontal | Vertical |
| Peak Avg. |  <p>Site : 03CH11-HY Condition : PEAK100B1 3m HORN 91200-HF HORIZONTAL</p> |  <p>Site : 03CH11-HY Condition : PEAK100B1 3m HORN 91200-HF VERTICAL</p> |



Band 3 – Straddle Channel
WIFI 802.11ac VHT40 (Harmonic @ 3m)

| WIFI | Band 3 Straddle Channel Harmonic @ 3m | |
|-----------|---|--|
| ANT | 802.11ac VHT40 CH142 5710MHz | |
| 1 | Horizontal | Vertical |
| Peak Avg. |  <p>Site : 03CHI1-HY Condition : PEAKUNEE1 3m HORN 91200-HF HORIZONTAL</p> |  <p>Site : 03CHI1-HY Condition : PEAKUNEE1 3m HORN 91200-HF VERTICAL</p> |



Band 3 – Straddle Channel
WIFI 802.11ac VHT80 (Harmonic @ 3m)

| WIFI | Band 3 Straddle Channel Harmonic @ 3m | |
|-----------|---|---|
| ANT | 802.11ac VHT80 CH138 5690MHz | |
| 1 | Horizontal | Vertical |
| Peak Avg. | <p>Site : 03CHI1-HY Condition : PEAK(AVG) 3m HORN 91200-HF HORIZONTAL</p> | <p>Site : 03CHI1-HY Condition : PEAK(AVG) 3m HORN 91200-HF VERTICAL</p> |



Emission below 1GHz
5GHz WIFI 802.11ac VHT40 (LF)

| WIFI | 5GHz WIFI | |
|-----------|-------------------|----------|
| ANT | 802.11ac VHT40 LF | |
| 1 | Horizontal | Vertical |
| QP / Peak | | |

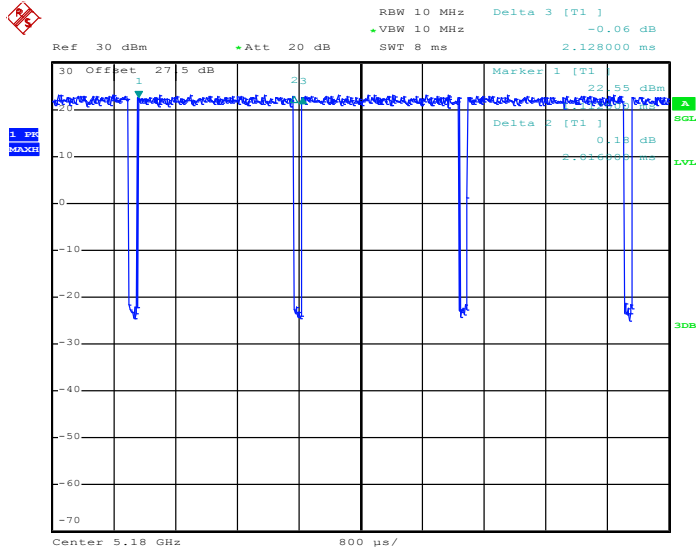


Appendix E. Duty Cycle Plots

| Band | Duty Cycle(%) | T(us) | 1/T(kHz) | VBW Setting | Duty Factor(dB) |
|---------------------|---------------|-------|----------|-------------|-----------------|
| 802.11a | 94.74 | 2016 | 0.50 | 1kHz | 0.23 |
| 5GHz 802.11n HT20 | 94.50 | 1890 | 0.53 | 1kHz | 0.25 |
| 5GHz 802.11n HT40 | 91.12 | 924 | 1.08 | 3kHz | 0.40 |
| 5GHz 802.11ac VHT20 | 95.03 | 1910 | 0.52 | 1kHz | 0.22 |
| 5GHz 802.11ac VHT40 | 89.31 | 927 | 1.08 | 3kHz | 0.49 |
| 5GHz 802.11ac VHT80 | 89.87 | 852 | 1.17 | 3kHz | 0.46 |

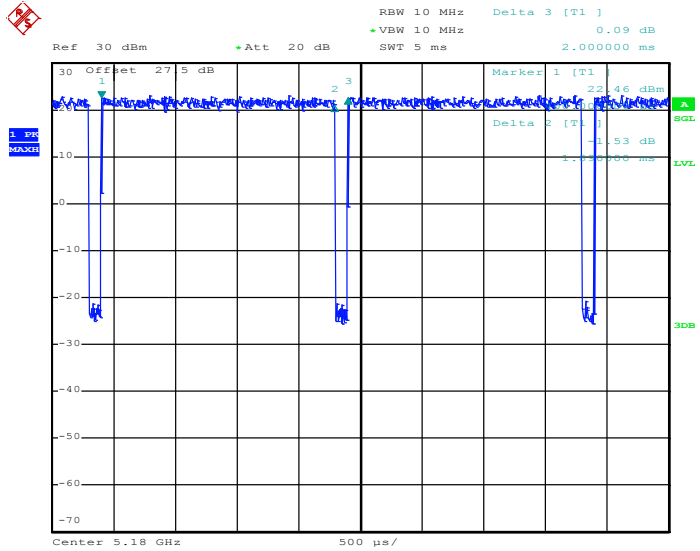


802.11a



Date: 25.SEP.2017 16:56:42

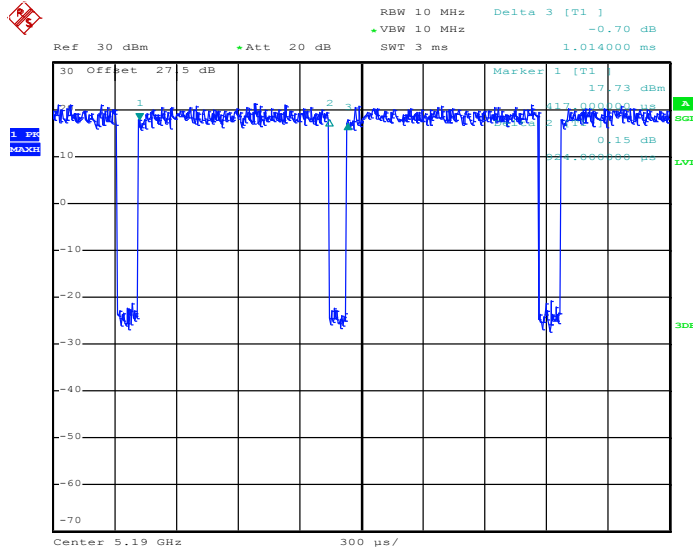
802.11n HT20



Date: 25.SEP.2017 16:57:36

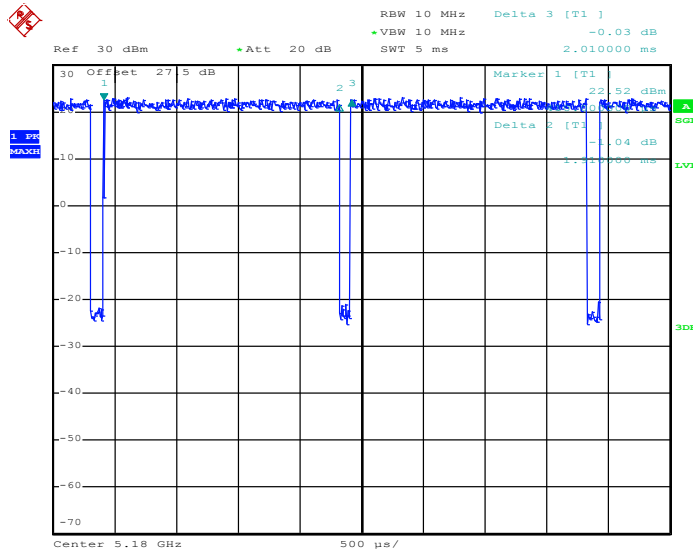


802.11n HT40



Date: 25.SEP.2017 17:01:59

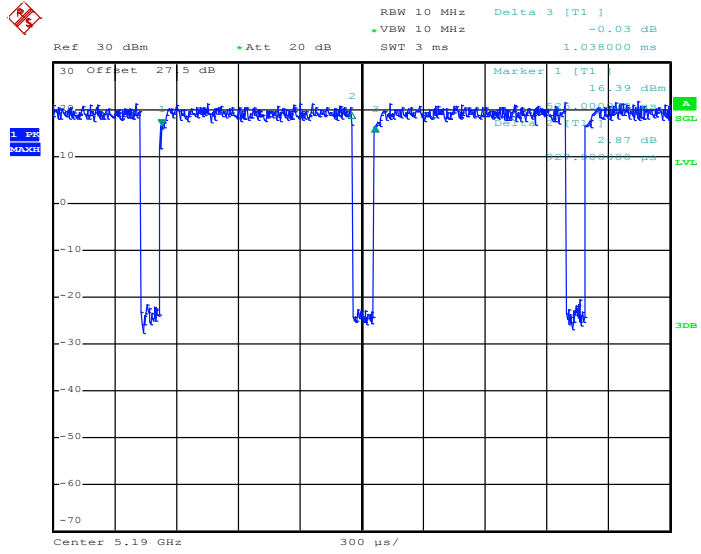
802.11ac VHT20



Date: 25.SEP.2017 17:02:50

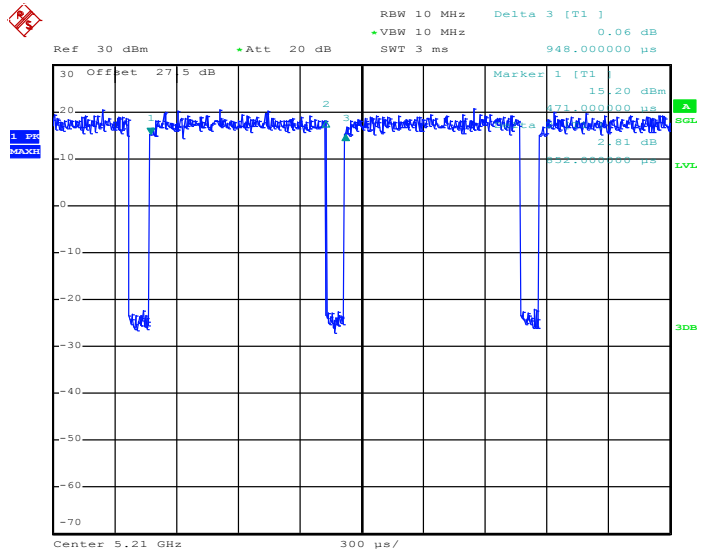


802.11ac VHT40



Date: 25.SEP.2017 17:03:37

802.11ac VHT80

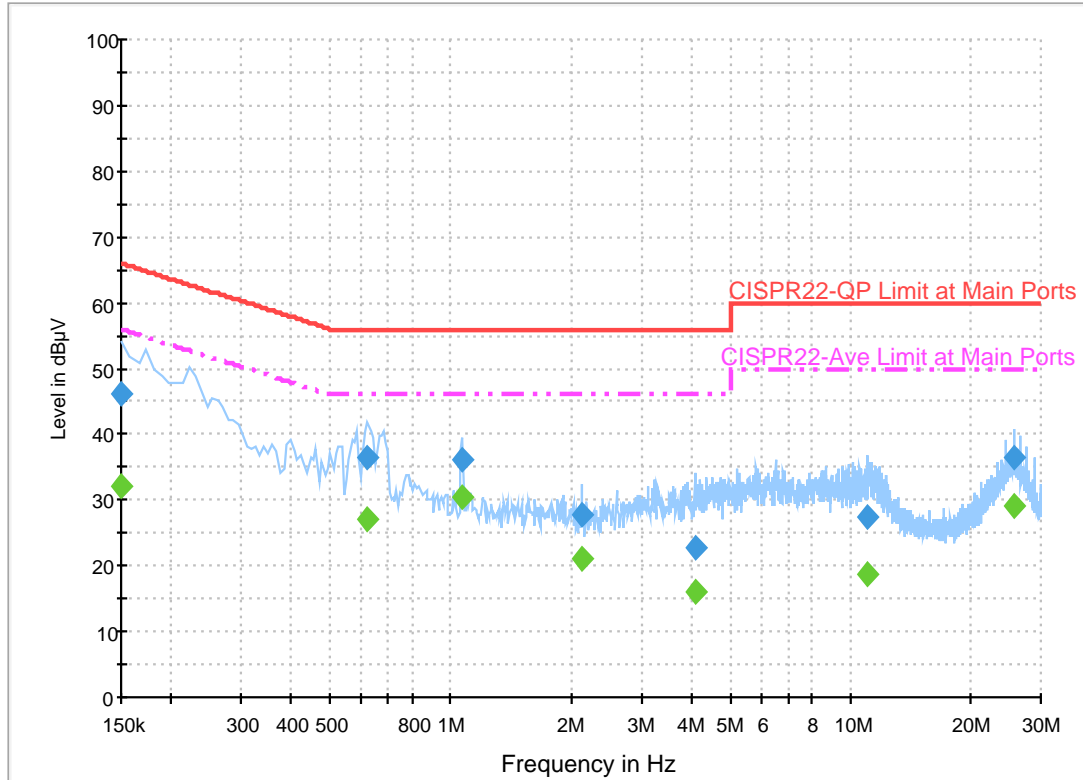


Date: 25.SEP.2017 17:06:32

EUT Information

Report NO : 762713-01
 Test Mode : Mode 1
 Test Voltage : 120Vac/60Hz
 Phase : Line

ENV216 Auto Test FCC Power Bar - L



Final Result 1

| Frequency (MHz) | QuasiPeak (dBµV) | Filter | Line | Corr. (dB) | Margin (dB) | Limit (dBµV) |
|-----------------|------------------|--------|------|------------|-------------|--------------|
| 0.150000 | 46.2 | Off | L1 | 19.6 | 19.8 | 66.0 |
| 0.622000 | 36.6 | Off | L1 | 19.6 | 19.4 | 56.0 |
| 1.070000 | 36.2 | Off | L1 | 19.6 | 19.8 | 56.0 |
| 2.134000 | 27.8 | Off | L1 | 18.2 | 28.2 | 56.0 |
| 4.086000 | 22.6 | Off | L1 | 19.7 | 33.4 | 56.0 |
| 10.998000 | 27.4 | Off | L1 | 20.1 | 32.6 | 60.0 |
| 25.598000 | 36.5 | Off | L1 | 20.8 | 23.5 | 60.0 |

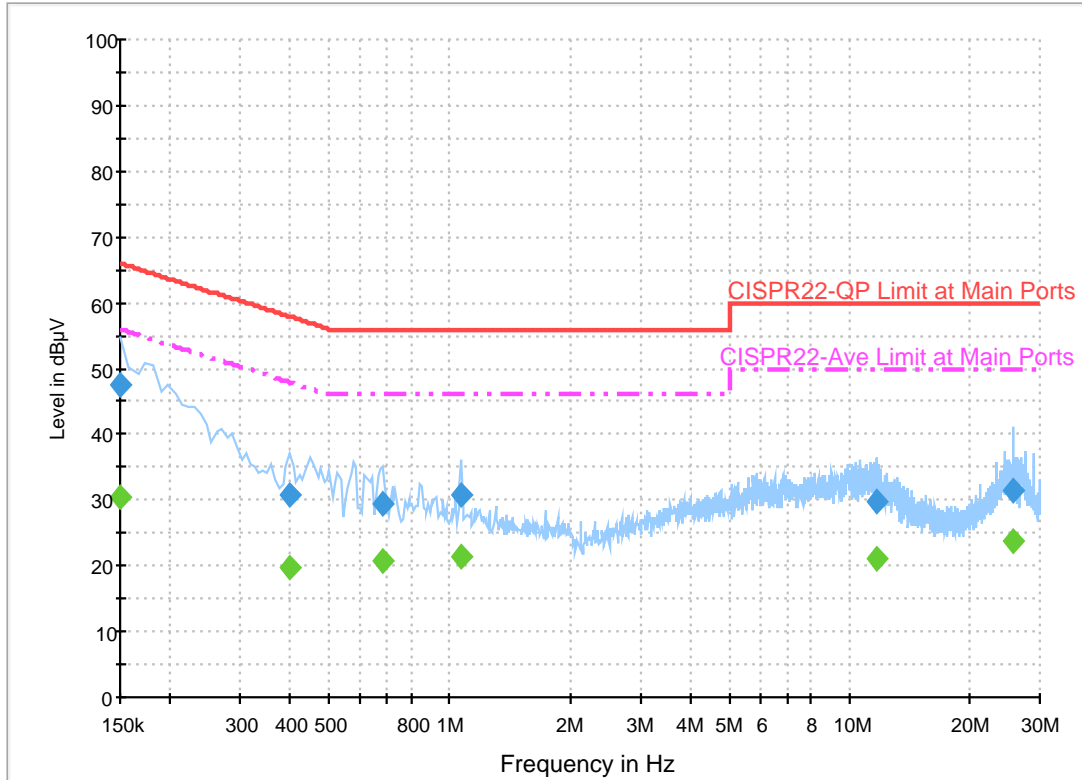
Final Result 2

| Frequency (MHz) | Average (dBµV) | Filter | Line | Corr. (dB) | Margin (dB) | Limit (dBµV) |
|-----------------|----------------|--------|------|------------|-------------|--------------|
| 0.150000 | 32.0 | Off | L1 | 19.6 | 24.0 | 56.0 |
| 0.622000 | 27.2 | Off | L1 | 19.6 | 18.8 | 46.0 |
| 1.070000 | 30.4 | Off | L1 | 19.6 | 15.6 | 46.0 |
| 2.134000 | 21.0 | Off | L1 | 18.2 | 25.0 | 46.0 |
| 4.086000 | 16.1 | Off | L1 | 19.7 | 29.9 | 46.0 |
| 10.998000 | 18.7 | Off | L1 | 20.1 | 31.3 | 50.0 |
| 25.598000 | 28.9 | Off | L1 | 20.8 | 21.1 | 50.0 |

EUT Information

Report NO : 762713-01
 Test Mode : Mode 1
 Test Voltage : 120Vac/60Hz
 Phase : Neutral

ENV216 Auto Test FCC Power Bar - N



Final Result 1

| Frequency (MHz) | QuasiPeak (dBµV) | Filter | Line | Corr. (dB) | Margin (dB) | Limit (dBµV) |
|-----------------|------------------|--------|------|------------|-------------|--------------|
| 0.150000 | 47.4 | Off | N | 19.5 | 18.6 | 66.0 |
| 0.398000 | 30.9 | Off | N | 19.5 | 27.0 | 57.9 |
| 0.678000 | 29.5 | Off | N | 19.5 | 26.5 | 56.0 |
| 1.070000 | 30.7 | Off | N | 19.6 | 25.3 | 56.0 |
| 11.694000 | 29.6 | Off | N | 20.2 | 30.4 | 60.0 |
| 25.598000 | 31.6 | Off | N | 21.0 | 28.4 | 60.0 |

Final Result 2

| Frequency (MHz) | Average (dBµV) | Filter | Line | Corr. (dB) | Margin (dB) | Limit (dBµV) |
|-----------------|----------------|--------|------|------------|-------------|--------------|
| 0.150000 | 30.3 | Off | N | 19.5 | 25.7 | 56.0 |
| 0.398000 | 19.6 | Off | N | 19.5 | 28.3 | 47.9 |
| 0.678000 | 20.8 | Off | N | 19.5 | 25.2 | 46.0 |
| 1.070000 | 21.5 | Off | N | 19.6 | 24.5 | 46.0 |
| 11.694000 | 21.0 | Off | N | 20.2 | 29.0 | 50.0 |
| 25.598000 | 23.9 | Off | N | 21.0 | 26.1 | 50.0 |



Appendix C. Radiated Spurious Emission

| | | | |
|-----------------|---------------------|---------------------|-----------|
| Test Engineer : | Hao Hsu, and Ken Wu | Temperature : | 24 ~ 26°C |
| | | Relative Humidity : | 50 ~ 55% |

Band 1 - 5150~5250MHz

WIFI 802.11a (Band Edge @ 3m)

| WIFI | Note | Frequency | Level | Over | Limit | Read | Antenna | Cable | Preamp | Ant | Table | Peak | Pol. | |
|-----------------------------|------|-----------|------------|--------|------------|----------|----------|--------|--------|--------|---------|---------|---------|---|
| Ant. | | | | Limit | Line | Level | Factor | Loss | Factor | Pos | Pos | Avg. | | |
| 1 | | (MHz) | (dBμV/m) | (dB) | (dBμV/m) | (dBμV) | (dB/m) | (dB) | (dB) | (cm) | (deg) | (P/A) | (H/V) | |
| 802.11a CH 36 5180MHz | | 5137.54 | 54.35 | -19.65 | 74 | 46.3 | 32.03 | 9.05 | 33.03 | 100 | 125 | P | H | |
| | | 5149.76 | 44.7 | -9.3 | 54 | 36.63 | 32.05 | 9.05 | 33.03 | 100 | 125 | A | H | |
| | * | 5180 | 105 | - | - | 96.88 | 32.08 | 9.07 | 33.03 | 100 | 125 | P | H | |
| | * | 5180 | 96.93 | - | - | 88.81 | 32.08 | 9.07 | 33.03 | 100 | 125 | A | H | |
| | | | | | | | | | | | | | H | |
| | | | | | | | | | | | | | | H |
| | | | 5149.5 | 50.22 | -23.78 | 74 | 42.15 | 32.05 | 9.05 | 33.03 | 377 | 334 | P | V |
| | | | 5150 | 42.96 | -11.04 | 54 | 34.89 | 32.05 | 9.05 | 33.03 | 377 | 334 | A | V |
| | * | | 5180 | 104.74 | - | - | 96.62 | 32.08 | 9.07 | 33.03 | 377 | 334 | P | V |
| | * | | 5180 | 96.9 | - | - | 88.78 | 32.08 | 9.07 | 33.03 | 377 | 334 | A | V |
| | | | | | | | | | | | | | | V |
| | | | | | | | | | | | | | | V |
| 802.11a CH 44 5220MHz | | 5144.3 | 50.29 | -23.71 | 74 | 42.22 | 32.05 | 9.05 | 33.03 | 100 | 125 | P | H | |
| | | 5148.2 | 40.89 | -13.11 | 54 | 32.82 | 32.05 | 9.05 | 33.03 | 100 | 125 | A | H | |
| | * | 5220 | 105.46 | - | - | 97.26 | 32.12 | 9.11 | 33.03 | 100 | 125 | P | H | |
| | * | 5220 | 97.63 | - | - | 89.43 | 32.12 | 9.11 | 33.03 | 100 | 125 | A | H | |
| | | | 5459.52 | 49.08 | -24.92 | 74 | 40.46 | 32.35 | 9.29 | 33.02 | 100 | 125 | P | H |
| | | | 5429.28 | 40.24 | -13.76 | 54 | 31.67 | 32.33 | 9.26 | 33.02 | 100 | 125 | A | H |
| | | | 5107.9 | 50.15 | -23.85 | 74 | 42.14 | 32.02 | 9.03 | 33.04 | 350 | 335 | P | V |
| | | | 5102.7 | 40.81 | -13.19 | 54 | 32.84 | 32 | 9.01 | 33.04 | 350 | 335 | A | V |
| | * | | 5220 | 104.78 | - | - | 96.58 | 32.12 | 9.11 | 33.03 | 350 | 335 | P | V |
| | * | | 5220 | 97.05 | - | - | 88.85 | 32.12 | 9.11 | 33.03 | 350 | 335 | A | V |
| | | | 5405.76 | 48.72 | -25.28 | 74 | 40.22 | 32.3 | 9.22 | 33.02 | 350 | 335 | P | V |
| | | | 5422.08 | 40.27 | -13.73 | 54 | 31.71 | 32.32 | 9.26 | 33.02 | 350 | 335 | A | V |



| | | | | | | | | | | | | | |
|--------------------------------------|---|---------|--------|--------|----|-------|-------|------|-------|-----|-----|---|---|
| 802.11a CH 48 5240MHz | | 5089.18 | 49.06 | -24.94 | 74 | 41.09 | 32 | 9.01 | 33.04 | 103 | 127 | P | H |
| | | 5024.96 | 40.87 | -13.13 | 54 | 33.03 | 31.93 | 8.95 | 33.04 | 103 | 127 | A | H |
| | * | 5240 | 106.12 | - | - | 97.9 | 32.13 | 9.12 | 33.03 | 103 | 127 | P | H |
| | * | 5240 | 98.12 | - | - | 89.9 | 32.13 | 9.12 | 33.03 | 103 | 127 | A | H |
| | | 5378.16 | 49.88 | -24.12 | 74 | 41.42 | 32.28 | 9.2 | 33.02 | 103 | 127 | P | H |
| | | 5458.56 | 40.33 | -13.67 | 54 | 31.71 | 32.35 | 9.29 | 33.02 | 103 | 127 | A | H |
| | | 5121.94 | 49.3 | -24.7 | 74 | 41.28 | 32.02 | 9.03 | 33.03 | 370 | 335 | P | V |
| | | 5092.56 | 40.93 | -13.07 | 54 | 32.96 | 32 | 9.01 | 33.04 | 370 | 335 | A | V |
| | * | 5240 | 105.99 | - | - | 97.77 | 32.13 | 9.12 | 33.03 | 370 | 335 | P | V |
| | * | 5240 | 97.43 | - | - | 89.21 | 32.13 | 9.12 | 33.03 | 370 | 335 | A | V |
| | | 5355.12 | 48.57 | -25.43 | 74 | 40.16 | 32.25 | 9.19 | 33.03 | 370 | 335 | P | V |
| | | 5441.52 | 40.44 | -13.56 | 54 | 31.87 | 32.33 | 9.26 | 33.02 | 370 | 335 | A | V |
| Remark | <ol style="list-style-type: none"> 1. No other spurious found. 2. All results are PASS against Peak and Average limit line. | | | | | | | | | | | | |



Band 1 5150~5250MHz

WIFI 802.11a (Harmonic @ 3m)

| WIFI Ant. 1 | Note | Frequency (MHz) | Level (dBμV/m) | Over Limit (dB) | Limit Line (dBμV/m) | Read Level (dBμV) | Antenna Factor (dB/m) | Cable Loss (dB) | Preamp Factor (dB) | Ant Pos (cm) | Table Pos (deg) | Peak Avg. (P/A) | Pol. (H/V) |
|-----------------------------|---|-------------------|------------------|-------------------|-----------------------|---------------------|-------------------------|-------------------|----------------------|----------------|-------------------|-------------------|--------------|
| 802.11a CH 36 5180MHz | | 10360 | 45.46 | -28.54 | 74 | 56.18 | 38.41 | 14.63 | 64.07 | 100 | 0 | P | H |
| | | 15540 | 45.62 | -28.38 | 74 | 52.07 | 37.58 | 17.95 | 62.37 | 100 | 0 | P | H |
| | | | | | | | | | | | | | H |
| | | | | | | | | | | | | | H |
| | | 10360 | 45.61 | -28.39 | 74 | 56.33 | 38.41 | 14.63 | 64.07 | 100 | 0 | P | V |
| | | 15540 | 45.02 | -28.98 | 74 | 51.47 | 37.58 | 17.95 | 62.37 | 100 | 0 | P | V |
| | | | | | | | | | | | | | V |
| | | | | | | | | | | | | | V |
| 802.11a CH 44 5220MHz | | 10440 | 45.82 | -28.18 | 74 | 56.41 | 38.51 | 14.68 | 64.09 | 100 | 0 | P | H |
| | | 15660 | 44.17 | -29.83 | 74 | 50.53 | 37.14 | 18.06 | 61.91 | 100 | 0 | P | H |
| | | | | | | | | | | | | | H |
| | | | | | | | | | | | | | H |
| | | 10440 | 46.12 | -27.88 | 74 | 56.71 | 38.51 | 14.68 | 64.09 | 100 | 0 | P | V |
| | | 15660 | 44.85 | -29.15 | 74 | 51.21 | 37.14 | 18.06 | 61.91 | 100 | 0 | P | V |
| | | | | | | | | | | | | | V |
| | | | | | | | | | | | | | V |
| 802.11a CH 48 5240MHz | | 10480 | 46.79 | -27.21 | 74 | 57.28 | 38.58 | 14.72 | 64.1 | 100 | 0 | P | H |
| | | 15720 | 45.09 | -28.91 | 74 | 51.42 | 36.89 | 18.1 | 61.65 | 100 | 0 | P | H |
| | | | | | | | | | | | | | H |
| | | | | | | | | | | | | | H |
| | | 10480 | 46.12 | -27.88 | 74 | 56.61 | 38.58 | 14.72 | 64.1 | 100 | 0 | P | V |
| | | 15720 | 44.24 | -29.76 | 74 | 50.57 | 36.89 | 18.1 | 61.65 | 100 | 0 | P | V |
| | | | | | | | | | | | | | V |
| | | | | | | | | | | | | | V |
| Remark | 1. No other spurious found. 2. All results are PASS against Peak and Average limit line. | | | | | | | | | | | | |



Band 1 5150~5250MHz
WIFI 802.11ac VHT20 (Band Edge @ 3m)

| WIFI Ant. 1 | Note | Frequency (MHz) | Level (dBμV/m) | Over Limit (dB) | Limit Line (dBμV/m) | Read Level (dBμV) | Antenna Factor (dB/m) | Cable Loss (dB) | Preamp Factor (dB) | Ant Pos (cm) | Table Pos (deg) | Peak Avg. (P/A) | Pol. (H/V) | |
|------------------------------|------|-------------------|------------------|-------------------|-----------------------|-------------------|-------------------------|-------------------|----------------------|----------------|-------------------|-----------------|------------|---|
| 802.11ac VHT20 CH 36 5180MHz | | 5147.94 | 52.3 | -21.7 | 74 | 44.23 | 32.05 | 9.05 | 33.03 | 100 | 125 | P | H | |
| | | 5150 | 43.53 | -10.47 | 54 | 35.46 | 32.05 | 9.05 | 33.03 | 100 | 125 | A | H | |
| | * | 5180 | 104.32 | - | - | 96.2 | 32.08 | 9.07 | 33.03 | 100 | 125 | P | H | |
| | * | 5180 | 95.59 | - | - | 87.47 | 32.08 | 9.07 | 33.03 | 100 | 125 | A | H | |
| | | | | | | | | | | | | | H | |
| | | | | | | | | | | | | | | H |
| | | | 5147.94 | 49.62 | -24.38 | 74 | 41.55 | 32.05 | 9.05 | 33.03 | 377 | 334 | P | V |
| | | | 5149.76 | 42 | -12 | 54 | 33.93 | 32.05 | 9.05 | 33.03 | 377 | 334 | A | V |
| | | * | 5180 | 102.96 | - | - | 94.84 | 32.08 | 9.07 | 33.03 | 377 | 334 | P | V |
| | | * | 5180 | 95.28 | - | - | 87.16 | 32.08 | 9.07 | 33.03 | 377 | 334 | A | V |
| 802.11ac VHT20 CH 44 5220MHz | | 5121.42 | 49.93 | -24.07 | 74 | 41.91 | 32.02 | 9.03 | 33.03 | 147 | 125 | P | H | |
| | | 5138.84 | 40.88 | -13.12 | 54 | 32.83 | 32.03 | 9.05 | 33.03 | 147 | 125 | A | H | |
| | | * 5220 | 104.26 | - | - | 96.06 | 32.12 | 9.11 | 33.03 | 147 | 125 | P | H | |
| | | * 5220 | 96.28 | - | - | 88.08 | 32.12 | 9.11 | 33.03 | 147 | 125 | A | H | |
| | | | 5402.16 | 49.79 | -24.21 | 74 | 41.29 | 32.3 | 9.22 | 33.02 | 147 | 125 | P | H |
| | | | 5448.48 | 40.48 | -13.52 | 54 | 31.86 | 32.35 | 9.29 | 33.02 | 147 | 125 | A | H |
| | | | 5094.12 | 49.57 | -24.43 | 74 | 41.6 | 32 | 9.01 | 33.04 | 350 | 335 | P | V |
| | | | 5107.9 | 40.87 | -13.13 | 54 | 32.86 | 32.02 | 9.03 | 33.04 | 350 | 335 | A | V |
| | | * | 5220 | 103.75 | - | - | 95.55 | 32.12 | 9.11 | 33.03 | 350 | 335 | P | V |
| | | * | 5220 | 95.46 | - | - | 87.26 | 32.12 | 9.11 | 33.03 | 350 | 335 | A | V |
| | | 5423.04 | 49.54 | -24.46 | 74 | 40.98 | 32.32 | 9.26 | 33.02 | 350 | 335 | P | V | |
| | | 5455.68 | 40.31 | -13.69 | 54 | 31.69 | 32.35 | 9.29 | 33.02 | 350 | 335 | A | V | |



| | | | | | | | | | | | | | |
|---|---|---------|--------|--------|----|-------|-------|------|-------|-----|-----|---|---|
| 802.11ac VHT20 CH 48 5240MHz | | 5040.04 | 49.56 | -24.44 | 74 | 41.68 | 31.95 | 8.97 | 33.04 | 103 | 126 | P | H |
| | | 5104.52 | 40.77 | -13.23 | 54 | 32.8 | 32 | 9.01 | 33.04 | 103 | 126 | A | H |
| | * | 5240 | 104.67 | - | - | 96.45 | 32.13 | 9.12 | 33.03 | 103 | 126 | P | H |
| | * | 5240 | 96.76 | - | - | 88.54 | 32.13 | 9.12 | 33.03 | 103 | 126 | A | H |
| | | 5391.84 | 48.55 | -25.45 | 74 | 40.09 | 32.28 | 9.2 | 33.02 | 103 | 126 | P | H |
| | | 5367.12 | 40.21 | -13.79 | 54 | 31.77 | 32.27 | 9.2 | 33.03 | 103 | 126 | A | H |
| | | 5115.7 | 49.89 | -24.11 | 74 | 41.88 | 32.02 | 9.03 | 33.04 | 370 | 335 | P | V |
| | | 5042.64 | 40.72 | -13.28 | 54 | 32.84 | 31.95 | 8.97 | 33.04 | 370 | 335 | A | V |
| | * | 5240 | 103.91 | - | - | 95.69 | 32.13 | 9.12 | 33.03 | 370 | 335 | P | V |
| | * | 5240 | 96.17 | - | - | 87.95 | 32.13 | 9.12 | 33.03 | 370 | 335 | A | V |
| | | 5380.08 | 49.22 | -24.78 | 74 | 40.76 | 32.28 | 9.2 | 33.02 | 370 | 335 | P | V |
| | | 5454.48 | 40.28 | -13.72 | 54 | 31.66 | 32.35 | 9.29 | 33.02 | 370 | 335 | A | V |
| Remark | 1. No other spurious found. 2. All results are PASS against Peak and Average limit line. | | | | | | | | | | | | |



Band 1 5150~5250MHz
WIFI 802.11ac VHT20 (Harmonic @ 3m)

| WIFI Ant. 1 | Note | Frequency (MHz) | Level (dBμV/m) | Over Limit (dB) | Limit Line (dBμV/m) | Read Level (dBμV) | Antenna Factor (dB/m) | Cable Loss (dB) | Preamp Factor (dB) | Ant Pos (cm) | Table Pos (deg) | Peak Avg. (P/A) | Pol. (H/V) |
|------------------------------|--|-------------------|------------------|-------------------|-----------------------|---------------------|-------------------------|-------------------|----------------------|----------------|-------------------|-------------------|--------------|
| 802.11ac VHT20 CH 36 5180MHz | | 10360 | 46.19 | -27.81 | 74 | 56.91 | 38.41 | 14.63 | 64.07 | 100 | 0 | P | H |
| | | 15540 | 44.19 | -29.81 | 74 | 50.64 | 37.58 | 17.95 | 62.37 | 100 | 0 | P | H |
| | | | | | | | | | | | | | H |
| | | | | | | | | | | | | | H |
| | | 10360 | 45.66 | -28.34 | 74 | 56.38 | 38.41 | 14.63 | 64.07 | 100 | 0 | P | V |
| | | 15540 | 46.11 | -27.89 | 74 | 52.56 | 37.58 | 17.95 | 62.37 | 100 | 0 | P | V |
| | | | | | | | | | | | | | V |
| 802.11ac VHT20 CH 44 5220MHz | | 10440 | 46.06 | -27.94 | 74 | 56.65 | 38.51 | 14.68 | 64.09 | 100 | 0 | P | H |
| | | 15660 | 44.68 | -29.32 | 74 | 51.04 | 37.14 | 18.06 | 61.91 | 100 | 0 | P | H |
| | | | | | | | | | | | | | H |
| | | | | | | | | | | | | | H |
| | | 10440 | 46.32 | -27.68 | 74 | 56.91 | 38.51 | 14.68 | 64.09 | 100 | 0 | P | V |
| | | 15660 | 45.68 | -28.32 | 74 | 52.04 | 37.14 | 18.06 | 61.91 | 100 | 0 | P | V |
| | | | | | | | | | | | | | V |
| 802.11ac VHT20 CH 48 5240MHz | | 10480 | 47.03 | -26.97 | 74 | 57.52 | 38.58 | 14.72 | 64.1 | 100 | 0 | P | H |
| | | 15720 | 44.57 | -29.43 | 74 | 50.9 | 36.89 | 18.1 | 61.65 | 100 | 0 | P | H |
| | | | | | | | | | | | | | H |
| | | | | | | | | | | | | | H |
| | | 10480 | 46.9 | -27.1 | 74 | 57.39 | 38.58 | 14.72 | 64.1 | 100 | 0 | P | V |
| | | 15720 | 45.03 | -28.97 | 74 | 51.36 | 36.89 | 18.1 | 61.65 | 100 | 0 | P | V |
| | | | | | | | | | | | | | V |
| Remark | 1. No other spurious found. | | | | | | | | | | | | |
| | 2. All results are PASS against Peak and Average limit line. | | | | | | | | | | | | |



Band 1 5150~5250MHz
WIFI 802.11ac VHT40 (Band Edge @ 3m)

| WIFI Ant. 1 | Note | Frequency (MHz) | Level (dBμV/m) | Over Limit (dB) | Limit Line (dBμV/m) | Read Level (dBμV) | Antenna Factor (dB/m) | Cable Loss (dB) | Preamp Factor (dB) | Ant Pos (cm) | Table Pos (deg) | Peak Avg. (P/A) | Pol. (H/V) |
|------------------------------|---|-------------------|------------------|-------------------|-----------------------|-------------------|-------------------------|-------------------|----------------------|----------------|-------------------|-----------------|------------|
| 802.11ac VHT40 CH 38 5190MHz | | 5150 | 56.31 | -17.69 | 74 | 48.24 | 32.05 | 9.05 | 33.03 | 100 | 116 | P | H |
| | | 5149.24 | 50.39 | -3.61 | 54 | 42.32 | 32.05 | 9.05 | 33.03 | 100 | 116 | A | H |
| | * | 5190 | 100.94 | - | - | 92.8 | 32.08 | 9.09 | 33.03 | 100 | 116 | P | H |
| | * | 5190 | 92.83 | - | - | 84.69 | 32.08 | 9.09 | 33.03 | 100 | 116 | A | H |
| | | 5419.4 | 49.36 | -24.64 | 74 | 40.8 | 32.32 | 9.26 | 33.02 | 100 | 116 | P | H |
| | | 5441.52 | 41.07 | -12.93 | 54 | 32.5 | 32.33 | 9.26 | 33.02 | 100 | 116 | A | H |
| | | 5150.02 | 56.75 | -93.25 | 150 | 48.68 | 32.05 | 9.05 | 33.03 | 302 | 80 | P | V |
| | | 5149.5 | 48.2 | -5.8 | 54 | 40.13 | 32.05 | 9.05 | 33.03 | 302 | 80 | A | V |
| | * | 5190 | 99.37 | - | - | 91.23 | 32.08 | 9.09 | 33.03 | 302 | 80 | P | V |
| | * | 5190 | 91.38 | - | - | 83.24 | 32.08 | 9.09 | 33.03 | 302 | 80 | A | V |
| | | 5439 | 48.87 | -25.13 | 74 | 40.3 | 32.33 | 9.26 | 33.02 | 302 | 80 | P | V |
| | | 5453.56 | 41.01 | -12.99 | 54 | 32.39 | 32.35 | 9.29 | 33.02 | 302 | 80 | A | V |
| | 802.11ac VHT40 CH 46 5230MHz | | 5148.2 | 50.56 | -23.44 | 74 | 42.49 | 32.05 | 9.05 | 33.03 | 100 | 122 | P |
| | | 5140.4 | 41.62 | -12.38 | 54 | 33.55 | 32.05 | 9.05 | 33.03 | 100 | 122 | A | H |
| * | | 5230 | 102.76 | - | - | 94.55 | 32.13 | 9.11 | 33.03 | 100 | 122 | P | H |
| * | | 5230 | 93.92 | - | - | 85.71 | 32.13 | 9.11 | 33.03 | 100 | 122 | A | H |
| | | 5403.16 | 50.1 | -23.9 | 74 | 41.6 | 32.3 | 9.22 | 33.02 | 100 | 122 | P | H |
| | | 5429.48 | 41.17 | -12.83 | 54 | 32.6 | 32.33 | 9.26 | 33.02 | 100 | 122 | A | H |
| | | 5099.06 | 50.14 | -23.86 | 74 | 42.17 | 32 | 9.01 | 33.04 | 354 | 79 | P | V |
| | | 5077.74 | 41.67 | -12.33 | 54 | 33.74 | 31.98 | 8.99 | 33.04 | 354 | 79 | A | V |
| * | | 5230 | 101.75 | - | - | 93.54 | 32.13 | 9.11 | 33.03 | 354 | 79 | P | V |
| * | | 5230 | 92.73 | - | - | 84.52 | 32.13 | 9.11 | 33.03 | 354 | 79 | A | V |
| | 5386.36 | 49.82 | -24.18 | 74 | 41.36 | 32.28 | 9.2 | 33.02 | 354 | 79 | P | V | |
| | 5456.36 | 41.07 | -12.93 | 54 | 32.45 | 32.35 | 9.29 | 33.02 | 354 | 79 | A | V | |
| Remark | 1. No other spurious found. 2. All results are PASS against Peak and Average limit line. | | | | | | | | | | | | |



Band 1 5150~5250MHz
WIFI 802.11ac VHT40 (Harmonic @ 3m)

| WIFI Ant. 1 | Note | Frequency (MHz) | Level (dBµV/m) | Over Limit (dB) | Limit Line (dBµV/m) | Read Level (dBµV) | Antenna Factor (dB/m) | Cable Loss (dB) | Preamp Factor (dB) | Ant Pos (cm) | Table Pos (deg) | Peak Avg. (P/A) | Pol. (H/V) |
|------------------------------|--|-------------------|------------------|-------------------|-----------------------|-------------------|-------------------------|-------------------|----------------------|----------------|-------------------|-----------------|------------|
| 802.11ac VHT40 CH 38 5190MHz | | 10380 | 45.07 | -28.93 | 74 | 55.76 | 38.44 | 14.64 | 64.08 | 100 | 0 | P | H |
| | | 15570 | 44.93 | -29.07 | 74 | 51.36 | 37.45 | 17.98 | 62.24 | 100 | 0 | P | H |
| | | | | | | | | | | | | | H |
| | | | | | | | | | | | | | H |
| | | 10380 | 45.58 | -28.42 | 74 | 56.27 | 38.44 | 14.64 | 64.08 | 100 | 0 | P | V |
| | | 15570 | 44.22 | -29.78 | 74 | 50.65 | 37.45 | 17.98 | 62.24 | 100 | 0 | P | V |
| | | | | | | | | | | | | | V |
| 802.11ac VHT40 CH 46 5230MHz | | 10460 | 45.65 | -28.35 | 74 | 56.21 | 38.53 | 14.69 | 64.09 | 100 | 0 | P | H |
| | | 15690 | 45.38 | -28.62 | 74 | 51.73 | 37.02 | 18.07 | 61.78 | 100 | 0 | P | H |
| | | | | | | | | | | | | | H |
| | | | | | | | | | | | | | H |
| | | 10460 | 46.47 | -27.53 | 74 | 57.03 | 38.53 | 14.69 | 64.09 | 100 | 0 | P | V |
| | | 15690 | 46.22 | -27.78 | 74 | 52.57 | 37.02 | 18.07 | 61.78 | 100 | 0 | P | V |
| | | | | | | | | | | | | | V |
| Remark | 1. No other spurious found. | | | | | | | | | | | | |
| | 2. All results are PASS against Peak and Average limit line. | | | | | | | | | | | | |



Band 1 5150~5250MHz
WIFI 802.11ac VHT80 (Band Edge @ 3m)

| WIFI Ant. 1 | Note | Frequency (MHz) | Level (dBμV/m) | Over Limit (dB) | Limit Line (dBμV/m) | Read Level (dBμV) | Antenna Factor (dB/m) | Cable Loss (dB) | Preamp Factor (dB) | Ant Pos (cm) | Table Pos (deg) | Peak Avg. (P/A) | Pol. (H/V) |
|------------------------------|---|-------------------|------------------|-------------------|-----------------------|-------------------|-------------------------|-------------------|----------------------|----------------|-------------------|-----------------|------------|
| 802.11ac VHT80 CH 42 5210MHz | | 5145.34 | 57.73 | -16.27 | 74 | 49.66 | 32.05 | 9.05 | 33.03 | 100 | 116 | P | H |
| | | 5147.94 | 50.64 | -3.36 | 54 | 42.57 | 32.05 | 9.05 | 33.03 | 100 | 116 | A | H |
| | * | 5210 | 97.63 | - | - | 89.45 | 32.12 | 9.09 | 33.03 | 100 | 116 | P | H |
| | * | 5210 | 89.1 | - | - | 80.92 | 32.12 | 9.09 | 33.03 | 100 | 116 | A | H |
| | | 5425.28 | 50.34 | -23.66 | 74 | 41.78 | 32.32 | 9.26 | 33.02 | 100 | 116 | P | H |
| | | 5355.28 | 41.03 | -12.97 | 54 | 32.62 | 32.25 | 9.19 | 33.03 | 100 | 116 | A | H |
| | | 5148.46 | 56.11 | -17.89 | 74 | 48.04 | 32.05 | 9.05 | 33.03 | 284 | 82 | P | V |
| | | 5149.76 | 49.2 | -4.8 | 54 | 41.13 | 32.05 | 9.05 | 33.03 | 284 | 82 | A | V |
| | * | 5210 | 96.08 | - | - | 87.9 | 32.12 | 9.09 | 33.03 | 284 | 82 | P | V |
| | * | 5210 | 87.78 | - | - | 79.6 | 32.12 | 9.09 | 33.03 | 284 | 82 | A | V |
| | | 5395.04 | 49.61 | -24.39 | 74 | 41.11 | 32.3 | 9.22 | 33.02 | 284 | 82 | P | V |
| | | 5439 | 40.96 | -13.04 | 54 | 32.39 | 32.33 | 9.26 | 33.02 | 284 | 82 | A | V |
| Remark | 1. No other spurious found. 2. All results are PASS against Peak and Average limit line. | | | | | | | | | | | | |



Band 1 5150~5250MHz

WIFI 802.11ac VHT80 (Harmonic @ 3m)

| WIFI Ant. 1 | Note | Frequency (MHz) | Level (dBμV/m) | Over Limit (dB) | Limit Line (dBμV/m) | Read Level (dBμV) | Antenna Factor (dB/m) | Cable Loss (dB) | Preamp Factor (dB) | Ant Pos (cm) | Table Pos (deg) | Peak Avg. (P/A) | Pol. (H/V) |
|---------------------------------------|---|-------------------|------------------|-------------------|-----------------------|-------------------|-------------------------|-------------------|----------------------|----------------|-------------------|-----------------|------------|
| 802.11ac VHT80 CH 42 5210MHz | | 10420 | 46.72 | -27.28 | 74 | 57.34 | 38.48 | 14.67 | 64.08 | 100 | 0 | P | H |
| | | 15630 | 44.57 | -29.43 | 74 | 50.96 | 37.2 | 18.03 | 61.98 | 100 | 0 | P | H |
| | | | | | | | | | | | | | H |
| | | | | | | | | | | | | | H |
| | | 10420 | 46.09 | -27.91 | 74 | 56.71 | 38.48 | 14.67 | 64.08 | 100 | 0 | P | V |
| | | 15630 | 45.24 | -28.76 | 74 | 51.63 | 37.2 | 18.03 | 61.98 | 100 | 0 | P | V |
| | | | | | | | | | | | | | V |
| | | | | | | | | | | | | | V |
| Remark | 1. No other spurious found. 2. All results are PASS against Peak and Average limit line. | | | | | | | | | | | | |



Band 2 - 5250~5350MHz
WIFI 802.11a (Band Edge @ 3m)

| WIFI | Note | Frequency | Level | Over | Limit | Read | Antenna | Cable | Preamp | Ant | Table | Peak | Pol. |
|-----------------------------|------|-----------|------------|--------|------------|----------|----------|--------|--------|--------|---------|-------|-------|
| Ant. | | | | Limit | Line | Level | Factor | Loss | Factor | Pos | Pos | Avg. | |
| 1 | | (MHz) | (dBμV/m) | (dB) | (dBμV/m) | (dBμV) | (dB/m) | (dB) | (dB) | (cm) | (deg) | (P/A) | (H/V) |
| 802.11a CH 52 5260MHz | | 5114.24 | 49.05 | -24.95 | 74 | 41.04 | 32.02 | 9.03 | 33.04 | 100 | 124 | P | H |
| | | 5097.24 | 40.93 | -13.07 | 54 | 32.96 | 32 | 9.01 | 33.04 | 100 | 124 | A | H |
| | * | 5260 | 106.45 | - | - | 98.19 | 32.17 | 9.12 | 33.03 | 100 | 124 | P | H |
| | * | 5260 | 98.36 | - | - | 90.1 | 32.17 | 9.12 | 33.03 | 100 | 124 | A | H |
| | | 5395.2 | 49.08 | -24.92 | 74 | 40.58 | 32.3 | 9.22 | 33.02 | 100 | 124 | P | H |
| | | 5350.08 | 40.63 | -13.37 | 54 | 32.22 | 32.25 | 9.19 | 33.03 | 100 | 124 | A | H |
| | | 5028.9 | 49.44 | -24.56 | 74 | 41.6 | 31.93 | 8.95 | 33.04 | 344 | 337 | P | V |
| | | 5070.38 | 41.03 | -12.97 | 54 | 33.11 | 31.97 | 8.99 | 33.04 | 344 | 337 | A | V |
| | * | 5260 | 105.06 | - | - | 96.8 | 32.17 | 9.12 | 33.03 | 344 | 337 | P | V |
| | * | 5260 | 97.34 | - | - | 89.08 | 32.17 | 9.12 | 33.03 | 344 | 337 | A | V |
| | | 5450.64 | 50.1 | -23.9 | 74 | 41.48 | 32.35 | 9.29 | 33.02 | 344 | 337 | P | V |
| | | 5419.44 | 40.35 | -13.65 | 54 | 31.79 | 32.32 | 9.26 | 33.02 | 344 | 337 | A | V |
| 802.11a CH 60 5300MHz | | 5009.86 | 48.81 | -25.19 | 74 | 40.98 | 31.92 | 8.95 | 33.04 | 102 | 122 | P | H |
| | | 5063.92 | 40.77 | -13.23 | 54 | 32.85 | 31.97 | 8.99 | 33.04 | 102 | 122 | A | H |
| | * | 5300 | 106.53 | - | - | 98.2 | 32.2 | 9.16 | 33.03 | 102 | 122 | P | H |
| | * | 5300 | 98.42 | - | - | 90.09 | 32.2 | 9.16 | 33.03 | 102 | 122 | A | H |
| | | 5364.24 | 49.39 | -24.61 | 74 | 40.96 | 32.27 | 9.19 | 33.03 | 102 | 122 | P | H |
| | | 5350.56 | 41.76 | -12.24 | 54 | 33.35 | 32.25 | 9.19 | 33.03 | 102 | 122 | A | H |
| | | 5073.1 | 49.54 | -24.46 | 74 | 41.61 | 31.98 | 8.99 | 33.04 | 338 | 336 | P | V |
| | | 5140.08 | 40.79 | -13.21 | 54 | 32.72 | 32.05 | 9.05 | 33.03 | 338 | 336 | A | V |
| | * | 5300 | 105.13 | - | - | 96.8 | 32.2 | 9.16 | 33.03 | 338 | 336 | P | V |
| | * | 5300 | 97.56 | - | - | 89.23 | 32.2 | 9.16 | 33.03 | 338 | 336 | A | V |
| | | 5425.44 | 48.86 | -25.14 | 74 | 40.3 | 32.32 | 9.26 | 33.02 | 338 | 336 | P | V |
| | | 5352.24 | 41.33 | -12.67 | 54 | 32.92 | 32.25 | 9.19 | 33.03 | 338 | 336 | A | V |



| | | | | | | | | | | | | | |
|--------------------------------------|---|---------|--------|--------|----|-------|-------|------|-------|-----|-----|---|---|
| 802.11a CH 64 5320MHz | * | 5320 | 107.61 | - | - | 99.25 | 32.22 | 9.17 | 33.03 | 100 | 121 | P | H |
| | * | 5320 | 98.87 | - | - | 90.51 | 32.22 | 9.17 | 33.03 | 100 | 121 | A | H |
| | | 5353.28 | 51.28 | -22.72 | 74 | 42.87 | 32.25 | 9.19 | 33.03 | 100 | 121 | P | H |
| | | 5350.72 | 42.81 | -11.19 | 54 | 34.4 | 32.25 | 9.19 | 33.03 | 100 | 121 | A | H |
| | | | | | | | | | | | | | H |
| | | | | | | | | | | | | | H |
| | * | 5320 | 106.48 | - | - | 98.12 | 32.22 | 9.17 | 33.03 | 319 | 337 | P | V |
| | * | 5320 | 98.01 | - | - | 89.65 | 32.22 | 9.17 | 33.03 | 319 | 337 | A | V |
| | | 5369.76 | 50.44 | -23.56 | 74 | 42 | 32.27 | 9.2 | 33.03 | 319 | 337 | P | V |
| | | 5353.12 | 42.07 | -11.93 | 54 | 33.66 | 32.25 | 9.19 | 33.03 | 319 | 337 | A | V |
| | | | | | | | | | | | | | V |
| | | | | | | | | | | | | | V |
| Remark | <ol style="list-style-type: none"> 1. No other spurious found. 2. All results are PASS against Peak and Average limit line. | | | | | | | | | | | | |



Band 2 5250~5350MHz

WIFI 802.11a (Harmonic @ 3m)

| WIFI Ant. 1 | Note | Frequency (MHz) | Level (dBμV/m) | Over Limit (dB) | Limit Line (dBμV/m) | Read Level (dBμV) | Antenna Factor (dB/m) | Cable Loss (dB) | Preamp Factor (dB) | Ant Pos (cm) | Table Pos (deg) | Peak Avg. (P/A) | Pol. (H/V) |
|-----------------------------|---|-------------------|------------------|-------------------|-----------------------|---------------------|-------------------------|-------------------|----------------------|----------------|-------------------|-------------------|--------------|
| 802.11a CH 52 5260MHz | | 10520 | 45.89 | -28.11 | 74 | 56.32 | 38.62 | 14.74 | 64.1 | 100 | 0 | P | H |
| | | 15780 | 44.72 | -29.28 | 74 | 51 | 36.71 | 18.15 | 61.45 | 100 | 0 | P | H |
| | | | | | | | | | | | | | H |
| | | | | | | | | | | | | | H |
| | | 10520 | 45.6 | -28.4 | 74 | 56.03 | 38.62 | 14.74 | 64.1 | 100 | 0 | P | V |
| | | 15780 | 44.86 | -29.14 | 74 | 51.14 | 36.71 | 18.15 | 61.45 | 100 | 0 | P | V |
| | | | | | | | | | | | | | V |
| | | | | | | | | | | | | | V |
| 802.11a CH 60 5300MHz | | 10600 | 45.61 | -28.39 | 74 | 55.86 | 38.72 | 14.8 | 64.08 | 100 | 0 | P | H |
| | | 15900 | 44.62 | -29.38 | 74 | 50.81 | 36.27 | 18.25 | 60.99 | 100 | 0 | P | H |
| | | | | | | | | | | | | | H |
| | | | | | | | | | | | | | H |
| | | 10600 | 45.54 | -28.46 | 74 | 55.79 | 38.72 | 14.8 | 64.08 | 100 | 0 | P | V |
| | | 15900 | 44.66 | -29.34 | 74 | 50.85 | 36.27 | 18.25 | 60.99 | 100 | 0 | P | V |
| | | | | | | | | | | | | | V |
| | | | | | | | | | | | | | V |
| 802.11a CH 64 5320MHz | | 10640 | 46 | -28 | 74 | 56.18 | 38.77 | 14.82 | 64.07 | 100 | 0 | P | H |
| | | 15960 | 44.23 | -29.77 | 74 | 50.38 | 36.02 | 18.3 | 60.73 | 100 | 0 | P | H |
| | | | | | | | | | | | | | H |
| | | | | | | | | | | | | | H |
| | | 10640 | 46.49 | -27.51 | 74 | 56.67 | 38.77 | 14.82 | 64.07 | 100 | 0 | P | V |
| | | 15960 | 44.95 | -29.05 | 74 | 51.1 | 36.02 | 18.3 | 60.73 | 100 | 0 | P | V |
| | | | | | | | | | | | | | V |
| | | | | | | | | | | | | | V |
| Remark | 1. No other spurious found. 2. All results are PASS against Peak and Average limit line. | | | | | | | | | | | | |



Band 2 5250~5350MHz
WIFI 802.11ac VHT20 (Band Edge @ 3m)

| WIFI Ant. 1 | Note | Frequency (MHz) | Level (dBμV/m) | Over Limit (dB) | Limit Line (dBμV/m) | Read Level (dBμV) | Antenna Factor (dB/m) | Cable Loss (dB) | Preamp Factor (dB) | Ant Pos (cm) | Table Pos (deg) | Peak Avg. (P/A) | Pol. (H/V) |
|------------------------------|---------|-------------------|------------------|-------------------|-----------------------|-------------------|-------------------------|-------------------|----------------------|----------------|-------------------|-----------------|------------|
| 802.11ac VHT20 CH 52 5260MHz | | 5004.42 | 50.08 | -23.92 | 74 | 42.25 | 31.92 | 8.95 | 33.04 | 339 | 124 | P | H |
| | | 5072.08 | 40.73 | -13.27 | 54 | 32.8 | 31.98 | 8.99 | 33.04 | 339 | 124 | A | H |
| | * | 5260 | 105.12 | - | - | 96.86 | 32.17 | 9.12 | 33.03 | 339 | 124 | P | H |
| | * | 5260 | 97.34 | - | - | 89.08 | 32.17 | 9.12 | 33.03 | 339 | 124 | A | H |
| | | 5392.32 | 50.12 | -23.88 | 74 | 41.66 | 32.28 | 9.2 | 33.02 | 339 | 124 | P | H |
| | | 5351.28 | 40.62 | -13.38 | 54 | 32.21 | 32.25 | 9.19 | 33.03 | 339 | 124 | A | H |
| | | 5133.62 | 50.14 | -23.86 | 74 | 42.09 | 32.03 | 9.05 | 33.03 | 344 | 337 | P | V |
| | | 5072.08 | 40.77 | -13.23 | 54 | 32.84 | 31.98 | 8.99 | 33.04 | 344 | 337 | A | V |
| | * | 5260 | 104.06 | - | - | 95.8 | 32.17 | 9.12 | 33.03 | 344 | 337 | P | V |
| | * | 5260 | 96.03 | - | - | 87.77 | 32.17 | 9.12 | 33.03 | 344 | 337 | A | V |
| | | 5417.04 | 49.03 | -24.97 | 74 | 40.51 | 32.32 | 9.22 | 33.02 | 344 | 337 | P | V |
| | | 5454.72 | 40.55 | -13.45 | 54 | 31.93 | 32.35 | 9.29 | 33.02 | 344 | 337 | A | V |
| 802.11ac VHT20 CH 60 5300MHz | | 5083.98 | 49.27 | -24.73 | 74 | 41.32 | 31.98 | 9.01 | 33.04 | 103 | 123 | P | H |
| | | 5087.04 | 40.73 | -13.27 | 54 | 32.78 | 31.98 | 9.01 | 33.04 | 103 | 123 | A | H |
| | * | 5300 | 104.71 | - | - | 96.38 | 32.2 | 9.16 | 33.03 | 103 | 123 | P | H |
| | * | 5300 | 98.54 | - | - | 90.21 | 32.2 | 9.16 | 33.03 | 103 | 123 | A | H |
| | | 5356.32 | 50.32 | -23.68 | 74 | 41.91 | 32.25 | 9.19 | 33.03 | 103 | 123 | P | H |
| | | 5350.32 | 41.67 | -12.33 | 54 | 33.26 | 32.25 | 9.19 | 33.03 | 103 | 123 | A | H |
| | | 5091.12 | 49.24 | -24.76 | 74 | 41.27 | 32 | 9.01 | 33.04 | 338 | 336 | P | V |
| | | 5054.4 | 40.71 | -13.29 | 54 | 32.83 | 31.95 | 8.97 | 33.04 | 338 | 336 | A | V |
| | * | 5300 | 104.8 | - | - | 96.47 | 32.2 | 9.16 | 33.03 | 338 | 336 | P | V |
| | * | 5300 | 97.1 | - | - | 88.77 | 32.2 | 9.16 | 33.03 | 338 | 336 | A | V |
| | 5357.52 | 49.33 | -24.67 | 74 | 40.92 | 32.25 | 9.19 | 33.03 | 338 | 336 | P | V | |
| | 5353.2 | 41.08 | -12.92 | 54 | 32.67 | 32.25 | 9.19 | 33.03 | 338 | 336 | A | V | |



| | | | | | | | | | | | | | |
|---|---|---------|--------|--------|----|-------|-------|------|-------|-----|-----|---|---|
| 802.11ac VHT20 CH 64 5320MHz | * | 5320 | 103.59 | - | - | 95.23 | 32.22 | 9.17 | 33.03 | 100 | 125 | P | H |
| | * | 5320 | 94.83 | - | - | 86.47 | 32.22 | 9.17 | 33.03 | 100 | 125 | A | H |
| | | 5351.68 | 51.23 | -22.77 | 74 | 42.82 | 32.25 | 9.19 | 33.03 | 100 | 125 | P | H |
| | | 5351.52 | 41.56 | -12.44 | 54 | 33.15 | 32.25 | 9.19 | 33.03 | 100 | 125 | A | H |
| | | | | | | | | | | | | | H |
| | | | | | | | | | | | | | H |
| | * | 5320 | 103.01 | - | - | 94.65 | 32.22 | 9.17 | 33.03 | 400 | 357 | P | V |
| | * | 5320 | 94.52 | - | - | 86.16 | 32.22 | 9.17 | 33.03 | 400 | 357 | A | V |
| | | 5431 | 50.07 | -23.93 | 74 | 41.5 | 32.33 | 9.26 | 33.02 | 400 | 357 | P | V |
| | | 5350.72 | 41.17 | -12.83 | 54 | 32.76 | 32.25 | 9.19 | 33.03 | 400 | 357 | A | V |
| | | | | | | | | | | | | | V |
| | | | | | | | | | | | | | V |
| Remark | 1. No other spurious found. 2. All results are PASS against Peak and Average limit line. | | | | | | | | | | | | |



Band 2 5250~5350MHz
WIFI 802.11ac VHT20 (Harmonic @ 3m)

| WIFI Ant. 1 | Note | Frequency (MHz) | Level (dBμV/m) | Over Limit (dB) | Limit Line (dBμV/m) | Read Level (dBμV) | Antenna Factor (dB/m) | Cable Loss (dB) | Preamp Factor (dB) | Ant Pos (cm) | Table Pos (deg) | Peak Avg. (P/A) | Pol. (H/V) | |
|------------------------------|--|-------------------|------------------|-------------------|-----------------------|---------------------|-------------------------|-------------------|----------------------|----------------|-------------------|-------------------|--------------|---|
| 802.11ac VHT20 CH 52 5260MHz | | 10520 | 46.45 | -27.55 | 74 | 56.88 | 38.62 | 14.74 | 64.1 | 100 | 0 | P | H | |
| | | 15780 | 44.19 | -29.81 | 74 | 50.47 | 36.71 | 18.15 | 61.45 | 100 | 0 | P | H | |
| | | | | | | | | | | | | | H | |
| | | | | | | | | | | | | | H | |
| | | | 10520 | 46.33 | -27.67 | 74 | 56.76 | 38.62 | 14.74 | 64.1 | 100 | 0 | P | V |
| | | | 15780 | 44.7 | -29.3 | 74 | 50.98 | 36.71 | 18.15 | 61.45 | 100 | 0 | P | V |
| | | | | | | | | | | | | | | V |
| 802.11ac VHT20 CH 60 5300MHz | | 10600 | 46.62 | -27.38 | 74 | 56.87 | 38.72 | 14.8 | 64.08 | 100 | 0 | P | H | |
| | | 15900 | 44.17 | -29.83 | 74 | 50.36 | 36.27 | 18.25 | 60.99 | 100 | 0 | P | H | |
| | | | | | | | | | | | | | H | |
| | | | | | | | | | | | | | H | |
| | | | 10600 | 45.9 | -28.1 | 74 | 56.15 | 38.72 | 14.8 | 64.08 | 100 | 0 | P | V |
| | | | 15900 | 44.34 | -29.66 | 74 | 50.53 | 36.27 | 18.25 | 60.99 | 100 | 0 | P | V |
| | | | | | | | | | | | | | | V |
| 802.11ac VHT20 CH 64 5320MHz | | 10640 | 44.71 | -29.29 | 74 | 54.89 | 38.77 | 14.82 | 64.07 | 100 | 0 | P | H | |
| | | 15960 | 43.14 | -30.86 | 74 | 49.29 | 36.02 | 18.3 | 60.73 | 100 | 0 | P | H | |
| | | | | | | | | | | | | | H | |
| | | | | | | | | | | | | | H | |
| | | | 10640 | 44.03 | -29.97 | 74 | 54.21 | 38.77 | 14.82 | 64.07 | 100 | 0 | P | V |
| | | | 15960 | 43.59 | -30.41 | 74 | 49.74 | 36.02 | 18.3 | 60.73 | 100 | 0 | P | V |
| | | | | | | | | | | | | | | V |
| Remark | 1. No other spurious found. | | | | | | | | | | | | | |
| | 2. All results are PASS against Peak and Average limit line. | | | | | | | | | | | | | |



Band 2 5250~5350MHz
WIFI 802.11ac VHT40 (Band Edge @ 3m)

| WIFI Ant. 1 | Note | Frequency (MHz) | Level (dBμV/m) | Over Limit (dB) | Limit Line (dBμV/m) | Read Level (dBμV) | Antenna Factor (dB/m) | Cable Loss (dB) | Preamp Factor (dB) | Ant Pos (cm) | Table Pos (deg) | Peak Avg. (P/A) | Pol. (H/V) |
|------------------------------|---|-------------------|------------------|-------------------|-----------------------|-------------------|-------------------------|-------------------|----------------------|----------------|-------------------|-----------------|------------|
| 802.11ac VHT40 CH 54 5270MHz | | 5148.92 | 49.65 | -24.35 | 74 | 41.58 | 32.05 | 9.05 | 33.03 | 100 | 121 | P | H |
| | | 5120.02 | 41.54 | -12.46 | 54 | 33.52 | 32.02 | 9.03 | 33.03 | 100 | 121 | A | H |
| | * | 5270 | 102.98 | - | - | 94.7 | 32.17 | 9.14 | 33.03 | 100 | 121 | P | H |
| | * | 5270 | 93.84 | - | - | 85.56 | 32.17 | 9.14 | 33.03 | 100 | 121 | A | H |
| | | 5426.64 | 49.48 | -24.52 | 74 | 40.92 | 32.32 | 9.26 | 33.02 | 100 | 121 | P | H |
| | | 5350.56 | 41.52 | -12.48 | 54 | 33.11 | 32.25 | 9.19 | 33.03 | 100 | 121 | A | H |
| | | 5116.96 | 49.54 | -24.46 | 74 | 41.53 | 32.02 | 9.03 | 33.04 | 368 | 79 | P | V |
| | | 5040.12 | 41.37 | -12.63 | 54 | 33.49 | 31.95 | 8.97 | 33.04 | 368 | 79 | A | V |
| | * | 5270 | 102.13 | - | - | 93.85 | 32.17 | 9.14 | 33.03 | 368 | 79 | P | V |
| | * | 5270 | 93.06 | - | - | 84.78 | 32.17 | 9.14 | 33.03 | 368 | 79 | A | V |
| | | 5414.88 | 48.4 | -25.6 | 74 | 39.88 | 32.32 | 9.22 | 33.02 | 368 | 79 | P | V |
| | | 5355.6 | 41.04 | -12.96 | 54 | 32.63 | 32.25 | 9.19 | 33.03 | 368 | 79 | A | V |
| | 802.11ac VHT40 CH 62 5310MHz | | 5138.72 | 50.08 | -23.92 | 74 | 42.03 | 32.03 | 9.05 | 33.03 | 100 | 121 | P |
| | | 5091.8 | 41.61 | -12.39 | 54 | 33.64 | 32 | 9.01 | 33.04 | 100 | 121 | A | H |
| * | | 5310 | 103.13 | - | - | 94.78 | 32.22 | 9.16 | 33.03 | 100 | 121 | P | H |
| * | | 5310 | 94.29 | - | - | 85.94 | 32.22 | 9.16 | 33.03 | 100 | 121 | A | H |
| | | 5351.76 | 55.9 | -18.1 | 74 | 47.49 | 32.25 | 9.19 | 33.03 | 100 | 121 | P | H |
| | | 5350.8 | 50.71 | -3.29 | 54 | 42.3 | 32.25 | 9.19 | 33.03 | 100 | 121 | A | H |
| | | 5139.4 | 50.04 | -23.96 | 74 | 41.99 | 32.03 | 9.05 | 33.03 | 362 | 79 | P | V |
| | | 5040.46 | 41.67 | -12.33 | 54 | 33.79 | 31.95 | 8.97 | 33.04 | 362 | 79 | A | V |
| * | | 5310 | 102.92 | - | - | 94.57 | 32.22 | 9.16 | 33.03 | 362 | 79 | P | V |
| * | | 5310 | 93.95 | - | - | 85.6 | 32.22 | 9.16 | 33.03 | 362 | 79 | A | V |
| | 5352 | 56.48 | -17.52 | 74 | 48.07 | 32.25 | 9.19 | 33.03 | 362 | 79 | P | V | |
| | 5350.56 | 49.71 | -4.29 | 54 | 41.3 | 32.25 | 9.19 | 33.03 | 362 | 79 | A | V | |
| Remark | 1. No other spurious found. 2. All results are PASS against Peak and Average limit line. | | | | | | | | | | | | |



Band 2 5250~5350MHz
WIFI 802.11ac VHT40 (Harmonic @ 3m)

| WIFI Ant. 1 | Note | Frequency (MHz) | Level (dBμV/m) | Over Limit (dB) | Limit Line (dBμV/m) | Read Level (dBμV) | Antenna Factor (dB/m) | Cable Loss (dB) | Preamp Factor (dB) | Ant Pos (cm) | Table Pos (deg) | Peak Avg. (P/A) | Pol. (H/V) | |
|------------------------------|--|-------------------|------------------|-------------------|-----------------------|---------------------|-------------------------|-------------------|----------------------|----------------|-------------------|-------------------|--------------|---|
| 802.11ac VHT40 CH 54 5270MHz | | 10540 | 45.77 | -28.23 | 74 | 56.15 | 38.64 | 14.76 | 64.09 | 100 | 0 | P | H | |
| | | 15810 | 44.8 | -29.2 | 74 | 51.05 | 36.58 | 18.18 | 61.32 | 100 | 0 | P | H | |
| | | | | | | | | | | | | | H | |
| | | | | | | | | | | | | | H | |
| | | | 10540 | 45.77 | -28.23 | 74 | 56.15 | 38.64 | 14.76 | 64.09 | 100 | 0 | P | V |
| | | | 15810 | 44.64 | -29.36 | 74 | 50.89 | 36.58 | 18.18 | 61.32 | 100 | 0 | P | V |
| | | | | | | | | | | | | | | V |
| 802.11ac VHT40 CH 62 5310MHz | | 10620 | 45.2 | -28.8 | 74 | 55.43 | 38.74 | 14.81 | 64.08 | 100 | 0 | P | H | |
| | | 15930 | 43.1 | -30.9 | 74 | 49.26 | 36.15 | 18.28 | 60.86 | 100 | 0 | P | H | |
| | | | | | | | | | | | | | H | |
| | | | | | | | | | | | | | H | |
| | | | 10620 | 45.48 | -28.52 | 74 | 55.71 | 38.74 | 14.81 | 64.08 | 100 | 0 | P | V |
| | | | 15930 | 43.54 | -30.46 | 74 | 49.7 | 36.15 | 18.28 | 60.86 | 100 | 0 | P | V |
| | | | | | | | | | | | | | | V |
| Remark | 1. No other spurious found. | | | | | | | | | | | | | |
| | 2. All results are PASS against Peak and Average limit line. | | | | | | | | | | | | | |



Band 2 5250~5350MHz
WIFI 802.11ac VHT80 (Band Edge @ 3m)

| WIFI Ant. 1 | Note | Frequency (MHz) | Level (dBμV/m) | Over Limit (dB) | Limit Line (dBμV/m) | Read Level (dBμV) | Antenna Factor (dB/m) | Cable Loss (dB) | Preamp Factor (dB) | Ant Pos (cm) | Table Pos (deg) | Peak Avg. (P/A) | Pol. (H/V) |
|-------------------------------------|---|-------------------|------------------|-------------------|-----------------------|-------------------|-------------------------|-------------------|----------------------|----------------|-------------------|-----------------|------------|
| 802.11ac VHT80 CH 58 5290MHz | | 5144.5 | 48.95 | -25.05 | 74 | 40.88 | 32.05 | 9.05 | 33.03 | 100 | 116 | P | H |
| | | 5085 | 41.51 | -12.49 | 54 | 33.56 | 31.98 | 9.01 | 33.04 | 100 | 116 | A | H |
| | * | 5290 | 98.27 | - | - | 89.96 | 32.18 | 9.16 | 33.03 | 100 | 116 | P | H |
| | * | 5290 | 90.01 | - | - | 81.7 | 32.18 | 9.16 | 33.03 | 100 | 116 | A | H |
| | | 5360.16 | 58.4 | -15.6 | 74 | 49.99 | 32.25 | 9.19 | 33.03 | 100 | 116 | P | H |
| | | 5351.52 | 50.27 | -3.73 | 54 | 41.86 | 32.25 | 9.19 | 33.03 | 100 | 116 | A | H |
| | | 5055.76 | 49.98 | -24.02 | 74 | 42.06 | 31.97 | 8.99 | 33.04 | 300 | 82 | P | V |
| | | 5101.32 | 41.51 | -12.49 | 54 | 33.54 | 32 | 9.01 | 33.04 | 300 | 82 | A | V |
| | * | 5290 | 96.83 | - | - | 88.52 | 32.18 | 9.16 | 33.03 | 300 | 82 | P | V |
| | * | 5290 | 88.11 | - | - | 79.8 | 32.18 | 9.16 | 33.03 | 300 | 82 | A | V |
| | | 5357.76 | 56.37 | -17.63 | 74 | 47.96 | 32.25 | 9.19 | 33.03 | 300 | 82 | P | V |
| | | 5351.04 | 48.59 | -5.41 | 54 | 40.18 | 32.25 | 9.19 | 33.03 | 300 | 82 | A | V |
| Remark | 1. No other spurious found. 2. All results are PASS against Peak and Average limit line. | | | | | | | | | | | | |



Band 2 5250~5350MHz

WIFI 802.11ac VHT80 (Harmonic @ 3m)

| WIFI Ant. 1 | Note | Frequency (MHz) | Level (dBμV/m) | Over Limit (dB) | Limit Line (dBμV/m) | Read Level (dBμV) | Antenna Factor (dB/m) | Cable Loss (dB) | Preamp Factor (dB) | Ant Pos (cm) | Table Pos (deg) | Peak Avg. (P/A) | Pol. (H/V) | |
|------------------------------|---|-------------------|------------------|-------------------|-----------------------|-------------------|-------------------------|-------------------|----------------------|----------------|-------------------|-----------------|------------|---|
| 802.11ac VHT80 CH 58 5290MHz | | 10580 | 44.71 | -29.29 | 74 | 55 | 38.7 | 14.78 | 64.08 | 100 | 0 | P | H | |
| | | 15870 | 44.17 | -29.83 | 74 | 50.39 | 36.33 | 18.22 | 61.06 | 100 | 0 | P | H | |
| | | | | | | | | | | | | | H | |
| | | | | | | | | | | | | | H | |
| | | | 10580 | 45.05 | -28.95 | 74 | 55.34 | 38.7 | 14.78 | 64.08 | 100 | 0 | P | V |
| | | | 15870 | 44.81 | -29.19 | 74 | 51.03 | 36.33 | 18.22 | 61.06 | 100 | 0 | P | V |
| | | | | | | | | | | | | | | V |
| | | | | | | | | | | | | | | V |
| Remark | 1. No other spurious found. 2. All results are PASS against Peak and Average limit line. | | | | | | | | | | | | | |



Band 3 - 5470~5725MHz
WIFI 802.11a (Band Edge @ 3m)

| WIFI | Note | Frequency | Level | Over | Limit | Read | Antenna | Cable | Preamp | Ant | Table | Peak | Pol. | |
|------------------------------|------|-----------|------------|--------|------------|----------|----------|--------|--------|--------|---------|-------|-------|---|
| Ant. | | | | Limit | Line | Level | Factor | Loss | Factor | Pos | Pos | Avg. | | |
| 1 | | (MHz) | (dBμV/m) | (dB) | (dBμV/m) | (dBμV) | (dB/m) | (dB) | (dB) | (cm) | (deg) | (P/A) | (H/V) | |
| 802.11a CH 100 5500MHz | | 5455.6 | 50.6 | -23.4 | 74 | 41.98 | 32.35 | 9.29 | 33.02 | 100 | 118 | P | H | |
| | | 5462.64 | 51.08 | -17.12 | 68.2 | 42.44 | 32.37 | 9.29 | 33.02 | 100 | 118 | P | H | |
| | | 5457.52 | 42.6 | -11.4 | 54 | 33.98 | 32.35 | 9.29 | 33.02 | 100 | 118 | A | H | |
| | * | 5500 | 107.09 | - | - | 98.34 | 32.4 | 9.37 | 33.02 | 100 | 118 | P | H | |
| | * | 5500 | 99.2 | - | - | 90.45 | 32.4 | 9.37 | 33.02 | 100 | 118 | A | H | |
| | | | | | | | | | | | | | | H |
| | | | 5456.88 | 50.82 | -23.18 | 74 | 42.2 | 32.35 | 9.29 | 33.02 | 300 | 340 | P | V |
| | | | 5461.52 | 50.11 | -18.09 | 68.2 | 41.49 | 32.35 | 9.29 | 33.02 | 300 | 340 | P | V |
| | | | 5459.92 | 41.49 | -12.51 | 54 | 32.87 | 32.35 | 9.29 | 33.02 | 300 | 340 | A | V |
| | * | | 5500 | 104.96 | - | - | 96.21 | 32.4 | 9.37 | 33.02 | 300 | 340 | P | V |
| | * | | 5500 | 97.1 | - | - | 88.35 | 32.4 | 9.37 | 33.02 | 300 | 340 | A | V |
| | | | | | | | | | | | | | | V |
| 802.11a CH 116 5580MHz | | 5452.24 | 49.92 | -24.08 | 74 | 41.3 | 32.35 | 9.29 | 33.02 | 101 | 120 | P | H | |
| | | 5463.28 | 48.69 | -19.51 | 68.2 | 40.05 | 32.37 | 9.29 | 33.02 | 101 | 120 | P | H | |
| | | 5458.24 | 40.81 | -13.19 | 54 | 32.19 | 32.35 | 9.29 | 33.02 | 101 | 120 | A | H | |
| | * | 5580 | 107.94 | - | - | 98.96 | 32.57 | 9.48 | 33.07 | 101 | 120 | P | H | |
| | * | 5580 | 99.87 | - | - | 90.89 | 32.57 | 9.48 | 33.07 | 101 | 120 | A | H | |
| | | | 5753.66 | 49.39 | -18.81 | 68.2 | 39.64 | 33.02 | 9.88 | 33.15 | 101 | 120 | P | H |
| | | | 5457.76 | 48.48 | -25.52 | 74 | 39.86 | 32.35 | 9.29 | 33.02 | 344 | 329 | P | V |
| | | | 5460.88 | 49.05 | -19.15 | 68.2 | 40.43 | 32.35 | 9.29 | 33.02 | 344 | 329 | P | V |
| | | | 5453.68 | 40.67 | -13.33 | 54 | 32.05 | 32.35 | 9.29 | 33.02 | 344 | 329 | A | V |
| | * | | 5580 | 105.82 | - | - | 96.84 | 32.57 | 9.48 | 33.07 | 344 | 329 | P | V |
| | * | | 5580 | 97.51 | - | - | 88.53 | 32.57 | 9.48 | 33.07 | 344 | 329 | A | V |
| | | | 5754.605 | 49.75 | -18.45 | 68.2 | 40 | 33.02 | 9.88 | 33.15 | 344 | 329 | P | V |



| | | | | | | | | | | | | | |
|---|---|---------|--------|--------|------|--------|-------|------|-------|-----|-----|---|---|
| 802.11a CH 140 5700MHz | * | 5700 | 110.38 | - | - | 100.89 | 32.86 | 9.75 | 33.12 | 100 | 120 | P | H |
| | * | 5700 | 102.35 | - | - | 92.86 | 32.86 | 9.75 | 33.12 | 100 | 120 | A | H |
| | | 5726.28 | 58.96 | -9.24 | 68.2 | 49.34 | 32.94 | 9.81 | 33.13 | 100 | 120 | P | H |
| | | | | | | | | | | | | | H |
| | | | | | | | | | | | | | H |
| | | | | | | | | | | | | | H |
| | * | 5700 | 105.68 | - | - | 96.19 | 32.86 | 9.75 | 33.12 | 293 | 344 | P | V |
| | * | 5700 | 98.08 | - | - | 88.59 | 32.86 | 9.75 | 33.12 | 293 | 344 | A | V |
| | | 5725.56 | 53.17 | -15.03 | 68.2 | 43.55 | 32.94 | 9.81 | 33.13 | 293 | 344 | P | V |
| | | | | | | | | | | | | | V |
| | | | | | | | | | | | | | V |
| | | | | | | | | | | | | | V |
| Remark | 1. No other spurious found. 2. All results are PASS against Peak and Average limit line. | | | | | | | | | | | | |



Band 3 - 5470~5725MHz
WIFI 802.11a (Harmonic @ 3m)

| WIFI Ant. 1 | Note | Frequency (MHz) | Level (dBμV/m) | Over Limit (dB) | Limit Line (dBμV/m) | Read Level (dBμV) | Antenna Factor (dB/m) | Cable Loss (dB) | Preamp Factor (dB) | Ant Pos (cm) | Table Pos (deg) | Peak Avg. (P/A) | Pol. (H/V) |
|------------------------------|---|-------------------|------------------|-------------------|-----------------------|-------------------|-------------------------|-------------------|----------------------|----------------|-------------------|-----------------|------------|
| 802.11a CH 100 5500MHz | | 11000 | 46.65 | -27.35 | 74 | 56.07 | 39.2 | 15.08 | 64 | 100 | 0 | P | H |
| | | 16500 | 43.26 | -24.94 | 68.2 | 49.82 | 37.1 | 18.74 | 62.7 | 100 | 0 | P | H |
| | | | | | | | | | | | | | H |
| | | | | | | | | | | | | | H |
| | | 11000 | 46.7 | -27.3 | 74 | 56.12 | 39.2 | 15.08 | 64 | 100 | 0 | P | V |
| | | 16500 | 42.79 | -25.41 | 68.2 | 49.35 | 37.1 | 18.74 | 62.7 | 100 | 0 | P | V |
| | | | | | | | | | | | | | V |
| | | | | | | | | | | | | | V |
| 802.11a CH 116 5580MHz | | 11160 | 47.34 | -26.66 | 74 | 56.55 | 38.97 | 15.2 | 63.67 | 100 | 0 | P | H |
| | | 16740 | 45.45 | -22.75 | 68.2 | 49.97 | 38.93 | 18.93 | 62.7 | 100 | 0 | P | H |
| | | | | | | | | | | | | | H |
| | | | | | | | | | | | | | H |
| | | 11160 | 47.91 | -26.09 | 74 | 57.12 | 38.97 | 15.2 | 63.67 | 100 | 0 | P | V |
| | | 16740 | 47.02 | -21.18 | 68.2 | 51.54 | 38.93 | 18.93 | 62.7 | 100 | 0 | P | V |
| | | | | | | | | | | | | | V |
| | | | | | | | | | | | | | V |
| 802.11a CH 140 5700MHz | | 11400 | 46.74 | -27.26 | 74 | 55.64 | 38.64 | 15.38 | 63.2 | 100 | 0 | P | H |
| | | 17100 | 48.9 | -19.3 | 68.2 | 50.53 | 40.84 | 19.18 | 62 | 100 | 0 | P | H |
| | | | | | | | | | | | | | H |
| | | | | | | | | | | | | | H |
| | | 11400 | 47.07 | -26.93 | 74 | 55.97 | 38.64 | 15.38 | 63.2 | 100 | 0 | P | V |
| | | 17100 | 49.31 | -18.89 | 68.2 | 50.94 | 40.84 | 19.18 | 62 | 100 | 0 | P | V |
| | | | | | | | | | | | | | V |
| | | | | | | | | | | | | | V |
| Remark | 1. No other spurious found. 2. All results are PASS against Peak and Average limit line. | | | | | | | | | | | | |



Band 3 - 5470~5725MHz
WIFI 802.11ac VHT20 (Band Edge @ 3m)

| WIFI Ant. 1 | Note | Frequency (MHz) | Level (dBμV/m) | Over Limit (dB) | Limit Line (dBμV/m) | Read Level (dBμV) | Antenna Factor (dB/m) | Cable Loss (dB) | Preamp Factor (dB) | Ant Pos (cm) | Table Pos (deg) | Peak Avg. (P/A) | Pol. (H/V) | |
|-------------------------------|------|-------------------|------------------|-------------------|-----------------------|-------------------|-------------------------|-------------------|----------------------|----------------|-------------------|-----------------|------------|---|
| 802.11ac VHT20 CH 100 5500MHz | | 5458.32 | 50.32 | -23.68 | 74 | 41.7 | 32.35 | 9.29 | 33.02 | 100 | 112 | P | H | |
| | | 5467.44 | 49.73 | -18.47 | 68.2 | 41.09 | 32.37 | 9.29 | 33.02 | 100 | 112 | P | H | |
| | | 5458.48 | 41.55 | -12.45 | 54 | 32.93 | 32.35 | 9.29 | 33.02 | 100 | 112 | A | H | |
| | * | 5500 | 104.4 | - | - | 95.65 | 32.4 | 9.37 | 33.02 | 100 | 112 | P | H | |
| | * | 5500 | 95.5 | - | - | 86.75 | 32.4 | 9.37 | 33.02 | 100 | 112 | A | H | |
| | | | | | | | | | | | | | | H |
| | | | 5453.52 | 50.26 | -23.74 | 74 | 41.64 | 32.35 | 9.29 | 33.02 | 293 | 79 | P | V |
| | | | 5468.08 | 50.78 | -17.42 | 68.2 | 42.14 | 32.37 | 9.29 | 33.02 | 293 | 79 | P | V |
| | | | 5458.8 | 42.15 | -11.85 | 54 | 33.53 | 32.35 | 9.29 | 33.02 | 293 | 79 | A | V |
| | * | | 5500 | 105.33 | - | - | 96.58 | 32.4 | 9.37 | 33.02 | 293 | 79 | P | V |
| | * | | 5500 | 96.41 | - | - | 87.66 | 32.4 | 9.37 | 33.02 | 293 | 79 | A | V |
| | | | | | | | | | | | | | | V |
| 802.11ac VHT20 CH 116 5580MHz | | 5428.48 | 49.66 | -24.34 | 74 | 41.1 | 32.32 | 9.26 | 33.02 | 100 | 121 | P | H | |
| | | 5469.76 | 49.22 | -18.98 | 68.2 | 40.58 | 32.37 | 9.29 | 33.02 | 100 | 121 | P | H | |
| | | 5458.72 | 40.6 | -13.4 | 54 | 31.98 | 32.35 | 9.29 | 33.02 | 100 | 121 | A | H | |
| | * | 5580 | 107.97 | - | - | 98.99 | 32.57 | 9.48 | 33.07 | 100 | 121 | P | H | |
| | * | 5580 | 99.11 | - | - | 90.13 | 32.57 | 9.48 | 33.07 | 100 | 121 | A | H | |
| | | | 5758.385 | 50.05 | -18.15 | 68.2 | 40.24 | 33.02 | 9.95 | 33.16 | 100 | 121 | P | H |
| | | | 5352.16 | 49.01 | -24.99 | 74 | 40.6 | 32.25 | 9.19 | 33.03 | 282 | 80 | P | V |
| | | | 5460.64 | 47.56 | -20.64 | 68.2 | 38.94 | 32.35 | 9.29 | 33.02 | 282 | 80 | P | V |
| | | | 5457.28 | 40.59 | -13.41 | 54 | 31.97 | 32.35 | 9.29 | 33.02 | 282 | 80 | A | V |
| | * | | 5580 | 105.18 | - | - | 96.2 | 32.57 | 9.48 | 33.07 | 282 | 80 | P | V |
| | * | | 5580 | 96.5 | - | - | 87.52 | 32.57 | 9.48 | 33.07 | 282 | 80 | A | V |
| | | | 5742.95 | 50.21 | -17.99 | 68.2 | 40.5 | 32.98 | 9.88 | 33.15 | 282 | 80 | P | V |



| | | | | | | | | | | | | | |
|--|---|--------|--------|--------|------|--------|-------|------|-------|-----|-----|---|---|
| 802.11ac VHT20 CH 140 5700MHz | * | 5700 | 109.97 | - | - | 100.48 | 32.86 | 9.75 | 33.12 | 100 | 121 | P | H |
| | * | 5700 | 101.15 | - | - | 91.66 | 32.86 | 9.75 | 33.12 | 100 | 121 | A | H |
| | | 5726.2 | 57.89 | -10.31 | 68.2 | 48.27 | 32.94 | 9.81 | 33.13 | 100 | 121 | P | H |
| | | | | | | | | | | | | | H |
| | | | | | | | | | | | | | H |
| | | | | | | | | | | | | | H |
| | * | 5700 | 107.03 | - | - | 97.54 | 32.86 | 9.75 | 33.12 | 281 | 79 | P | V |
| | * | 5700 | 98.18 | - | - | 88.69 | 32.86 | 9.75 | 33.12 | 281 | 79 | A | V |
| | | 5725 | 54.6 | -13.6 | 68.2 | 44.98 | 32.94 | 9.81 | 33.13 | 281 | 79 | P | V |
| | | | | | | | | | | | | | V |
| | | | | | | | | | | | | | V |
| | | | | | | | | | | | | | V |
| Remark | 1. No other spurious found. 2. All results are PASS against Peak and Average limit line. | | | | | | | | | | | | |



Band 3 - 5470~5725MHz
WIFI 802.11ac VHT20 (Harmonic @ 3m)

| WIFI Ant. 1 | Note | Frequency (MHz) | Level (dBμV/m) | Over Limit (dB) | Limit Line (dBμV/m) | Read Level (dBμV) | Antenna Factor (dB/m) | Cable Loss (dB) | Preamp Factor (dB) | Ant Pos (cm) | Table Pos (deg) | Peak Avg. (P/A) | Pol. (H/V) | |
|-------------------------------|--|-------------------|------------------|-------------------|-----------------------|-------------------|-------------------------|-------------------|----------------------|----------------|-------------------|-----------------|------------|---|
| 802.11ac VHT20 CH 100 5500MHz | | 11000 | 46.53 | -27.47 | 74 | 55.95 | 39.2 | 15.08 | 64 | 100 | 0 | P | H | |
| | | 16500 | 43.18 | -25.02 | 68.2 | 49.74 | 37.1 | 18.74 | 62.7 | 100 | 0 | P | H | |
| | | | | | | | | | | | | | H | |
| | | | | | | | | | | | | | H | |
| | | | 11000 | 46.5 | -27.5 | 74 | 55.92 | 39.2 | 15.08 | 64 | 100 | 0 | P | V |
| | | | 16500 | 42.76 | -25.44 | 68.2 | 49.32 | 37.1 | 18.74 | 62.7 | 100 | 0 | P | V |
| | | | | | | | | | | | | | | V |
| 802.11ac VHT20 CH 116 5580MHz | | 11160 | 46.69 | -27.31 | 74 | 55.9 | 38.97 | 15.2 | 63.67 | 100 | 0 | P | H | |
| | | 16740 | 44.94 | -23.26 | 68.2 | 49.46 | 38.93 | 18.93 | 62.7 | 100 | 0 | P | H | |
| | | | | | | | | | | | | | H | |
| | | | | | | | | | | | | | H | |
| | | | 11160 | 46.67 | -27.33 | 74 | 55.88 | 38.97 | 15.2 | 63.67 | 100 | 0 | P | V |
| | | | 16740 | 45.22 | -22.98 | 68.2 | 49.74 | 38.93 | 18.93 | 62.7 | 100 | 0 | P | V |
| | | | | | | | | | | | | | | V |
| 802.11ac VHT20 CH 140 5700MHz | | 11400 | 45.97 | -28.03 | 74 | 54.87 | 38.64 | 15.38 | 63.2 | 100 | 0 | P | H | |
| | | 17100 | 48.98 | -19.22 | 68.2 | 50.61 | 40.84 | 19.18 | 62 | 100 | 0 | P | H | |
| | | | | | | | | | | | | | H | |
| | | | | | | | | | | | | | H | |
| | | | 11400 | 46.06 | -27.94 | 74 | 54.96 | 38.64 | 15.38 | 63.2 | 100 | 0 | P | V |
| | | | 17100 | 48.74 | -19.46 | 68.2 | 50.37 | 40.84 | 19.18 | 62 | 100 | 0 | P | V |
| | | | | | | | | | | | | | | V |
| Remark | 1. No other spurious found. | | | | | | | | | | | | | |
| | 2. All results are PASS against Peak and Average limit line. | | | | | | | | | | | | | |



Band 3 - 5470~5725MHz
WIFI 802.11ac VHT40 (Band Edge @ 3m)

| WIFI Ant. 1 | Note | Frequency (MHz) | Level (dBμV/m) | Over Limit (dB) | Limit Line (dBμV/m) | Read Level (dBμV) | Antenna Factor (dB/m) | Cable Loss (dB) | Preamp Factor (dB) | Ant Pos (cm) | Table Pos (deg) | Peak Avg. (P/A) | Pol. (H/V) |
|-------------------------------|------|-------------------|------------------|-------------------|-----------------------|---------------------|-------------------------|-------------------|----------------------|----------------|-------------------|-------------------|--------------|
| 802.11ac VHT40 CH 102 5510MHz | | 5459.44 | 53.82 | -20.18 | 74 | 45.2 | 32.35 | 9.29 | 33.02 | 100 | 121 | P | H |
| | | 5467.84 | 57.87 | -10.33 | 68.2 | 49.23 | 32.37 | 9.29 | 33.02 | 100 | 121 | P | H |
| | | 5459.68 | 45.64 | -8.36 | 54 | 37.02 | 32.35 | 9.29 | 33.02 | 100 | 121 | A | H |
| | * | 5510 | 102.64 | - | - | 93.9 | 32.4 | 9.37 | 33.03 | 100 | 121 | P | H |
| | * | 5510 | 93.63 | - | - | 84.89 | 32.4 | 9.37 | 33.03 | 100 | 121 | A | H |
| | | 5725.625 | 49.76 | -18.44 | 68.2 | 40.14 | 32.94 | 9.81 | 33.13 | 100 | 121 | P | H |
| | | 5459.92 | 51.73 | -22.27 | 74 | 43.11 | 32.35 | 9.29 | 33.02 | 271 | 79 | P | V |
| | | 5470 | 56.8 | -11.4 | 68.2 | 48.16 | 32.37 | 9.29 | 33.02 | 271 | 79 | P | V |
| | | 5459.2 | 43.83 | -10.17 | 54 | 35.21 | 32.35 | 9.29 | 33.02 | 271 | 79 | A | V |
| | * | 5510 | 101.19 | - | - | 92.45 | 32.4 | 9.37 | 33.03 | 271 | 79 | P | V |
| | * | 5510 | 91.82 | - | - | 83.08 | 32.4 | 9.37 | 33.03 | 271 | 79 | A | V |
| | | 5760.59 | 49.84 | -18.36 | 68.2 | 40.03 | 33.02 | 9.95 | 33.16 | 271 | 79 | P | V |
| 802.11ac VHT40 CH 110 5550MHz | | 5459.2 | 48.81 | -25.19 | 74 | 40.19 | 32.35 | 9.29 | 33.02 | 100 | 121 | P | H |
| | | 5461.12 | 49.62 | -18.58 | 68.2 | 41 | 32.35 | 9.29 | 33.02 | 100 | 121 | P | H |
| | | 5458.24 | 42.05 | -11.95 | 54 | 33.43 | 32.35 | 9.29 | 33.02 | 100 | 121 | A | H |
| | * | 5550 | 103.94 | - | - | 95.03 | 32.52 | 9.44 | 33.05 | 100 | 121 | P | H |
| | * | 5550 | 94.85 | - | - | 85.94 | 32.52 | 9.44 | 33.05 | 100 | 121 | A | H |
| | | 5730.035 | 51.08 | -17.12 | 68.2 | 41.46 | 32.94 | 9.81 | 33.13 | 100 | 121 | P | H |
| | | 5362.72 | 49.15 | -24.85 | 74 | 40.72 | 32.27 | 9.19 | 33.03 | 287 | 79 | P | V |
| | | 5465.2 | 49.55 | -18.65 | 68.2 | 40.91 | 32.37 | 9.29 | 33.02 | 287 | 79 | P | V |
| | | 5459.44 | 41.8 | -12.2 | 54 | 33.18 | 32.35 | 9.29 | 33.02 | 287 | 79 | A | V |
| | * | 5550 | 101.72 | - | - | 92.81 | 32.52 | 9.44 | 33.05 | 287 | 79 | P | V |
| | * | 5550 | 92.74 | - | - | 83.83 | 32.52 | 9.44 | 33.05 | 287 | 79 | A | V |
| | | 5755.55 | 49.93 | -18.27 | 68.2 | 40.18 | 33.02 | 9.88 | 33.15 | 287 | 79 | P | V |



| | | | | | | | | | | | | | |
|--|---|---------|--------|--------|------|-------|-------|------|-------|-----|-----|---|---|
| 802.11ac VHT40 CH 134 5670MHz | | 5451.5 | 48.54 | -25.46 | 74 | 39.92 | 32.35 | 9.29 | 33.02 | 100 | 121 | P | H |
| | | 5470 | 47.77 | -20.43 | 68.2 | 39.13 | 32.37 | 9.29 | 33.02 | 100 | 121 | P | H |
| | | 5453.6 | 41.16 | -12.84 | 54 | 32.54 | 32.35 | 9.29 | 33.02 | 100 | 121 | A | H |
| | * | 5670 | 105.35 | - | - | 95.97 | 32.81 | 9.68 | 33.11 | 100 | 121 | P | H |
| | * | 5670 | 96.79 | - | - | 87.41 | 32.81 | 9.68 | 33.11 | 100 | 121 | A | H |
| | | 5734.55 | 54.89 | -13.31 | 68.2 | 45.18 | 32.98 | 9.88 | 33.15 | 100 | 121 | P | H |
| | | 5353.15 | 48.65 | -25.35 | 74 | 40.24 | 32.25 | 9.19 | 33.03 | 284 | 79 | P | V |
| | | 5464.8 | 47.85 | -20.35 | 68.2 | 39.21 | 32.37 | 9.29 | 33.02 | 284 | 79 | P | V |
| | | 5437.85 | 41.05 | -12.95 | 54 | 32.48 | 32.33 | 9.26 | 33.02 | 284 | 79 | A | V |
| | * | 5670 | 102.41 | - | - | 93.03 | 32.81 | 9.68 | 33.11 | 284 | 79 | P | V |
| | * | 5670 | 94.01 | - | - | 84.63 | 32.81 | 9.68 | 33.11 | 284 | 79 | A | V |
| | | 5740.85 | 51.57 | -16.63 | 68.2 | 41.86 | 32.98 | 9.88 | 33.15 | 284 | 79 | P | V |
| Remark | 1. No other spurious found. 2. All results are PASS against Peak and Average limit line. | | | | | | | | | | | | |



Band 3 - 5470~5725MHz
WIFI 802.11ac VHT40 (Harmonic @ 3m)

| WIFI Ant. 1 | Note | Frequency (MHz) | Level (dBμV/m) | Over Limit (dB) | Limit Line (dBμV/m) | Read Level (dBμV) | Antenna Factor (dB/m) | Cable Loss (dB) | Preamp Factor (dB) | Ant Pos (cm) | Table Pos (deg) | Peak Avg. (P/A) | Pol. (H/V) | |
|-------------------------------|--|-------------------|------------------|-------------------|-----------------------|---------------------|-------------------------|-------------------|----------------------|----------------|-------------------|-------------------|--------------|---|
| 802.11ac VHT40 CH 102 5510MHz | | 11020 | 46.23 | -27.77 | 74 | 55.62 | 39.18 | 15.11 | 63.97 | 100 | 0 | P | H | |
| | | 16530 | 42.81 | -25.39 | 68.2 | 49.09 | 37.36 | 18.76 | 62.7 | 100 | 0 | P | H | |
| | | | | | | | | | | | | | H | |
| | | | | | | | | | | | | | H | |
| | | | 11020 | 45.72 | -28.28 | 74 | 55.11 | 39.18 | 15.11 | 63.97 | 100 | 0 | P | V |
| | | | 16530 | 43.06 | -25.14 | 68.2 | 49.34 | 37.36 | 18.76 | 62.7 | 100 | 0 | P | V |
| | | | | | | | | | | | | | | V |
| 802.11ac VHT40 CH 110 5550MHz | | 11100 | 46.56 | -27.44 | 74 | 55.85 | 39.06 | 15.16 | 63.8 | 100 | 0 | P | H | |
| | | 16650 | 43.65 | -24.55 | 68.2 | 48.9 | 38.28 | 18.86 | 62.7 | 100 | 0 | P | H | |
| | | | | | | | | | | | | | H | |
| | | | | | | | | | | | | | H | |
| | | | 11100 | 46.27 | -27.73 | 74 | 55.56 | 39.06 | 15.16 | 63.8 | 100 | 0 | P | V |
| | | | 16650 | 44.32 | -23.88 | 68.2 | 49.57 | 38.28 | 18.86 | 62.7 | 100 | 0 | P | V |
| | | | | | | | | | | | | | | V |
| 802.11ac VHT40 CH 134 5670MHz | | 11340 | 47.03 | -26.97 | 74 | 56.01 | 38.73 | 15.33 | 63.33 | 100 | 0 | P | H | |
| | | 17010 | 46.73 | -21.47 | 68.2 | 48.94 | 40.89 | 19.14 | 62.58 | 100 | 0 | P | H | |
| | | | | | | | | | | | | | H | |
| | | | | | | | | | | | | | H | |
| | | | 11340 | 47.77 | -26.23 | 74 | 56.75 | 38.73 | 15.33 | 63.33 | 100 | 0 | P | V |
| | | | 17010 | 47.36 | -20.84 | 68.2 | 49.57 | 40.89 | 19.14 | 62.58 | 100 | 0 | P | V |
| | | | | | | | | | | | | | | V |
| Remark | 1. No other spurious found. | | | | | | | | | | | | | |
| | 2. All results are PASS against Peak and Average limit line. | | | | | | | | | | | | | |



Band 3 5470~5725MHz
WIFI 802.11ac VHT80 (Band Edge @ 3m)

| WIFI Ant. 1 | Note | Frequency (MHz) | Level (dBμV/m) | Over Limit (dB) | Limit Line (dBμV/m) | Read Level (dBμV) | Antenna Factor (dB/m) | Cable Loss (dB) | Preamp Factor (dB) | Ant Pos (cm) | Table Pos (deg) | Peak Avg. (P/A) | Pol. (H/V) |
|-------------------------------|---|-------------------|------------------|-------------------|-----------------------|-------------------|-------------------------|-------------------|----------------------|----------------|-------------------|-----------------|------------|
| 802.11ac VHT80 CH 106 5530MHz | | 5456.08 | 56.91 | -17.09 | 74 | 48.29 | 32.35 | 9.29 | 33.02 | 100 | 121 | P | H |
| | | 5464.96 | 57.61 | -10.59 | 68.2 | 48.97 | 32.37 | 9.29 | 33.02 | 100 | 121 | P | H |
| | | 5458.72 | 49.81 | -4.19 | 54 | 41.19 | 32.35 | 9.29 | 33.02 | 100 | 121 | A | H |
| | * | 5530 | 99.65 | - | - | 90.85 | 32.44 | 9.41 | 33.05 | 100 | 121 | P | H |
| | * | 5530 | 90.27 | - | - | 81.47 | 32.44 | 9.41 | 33.05 | 100 | 121 | A | H |
| | | 5744.525 | 50.17 | -18.03 | 68.2 | 40.46 | 32.98 | 9.88 | 33.15 | 100 | 121 | P | H |
| | | 5458.24 | 56.21 | -17.79 | 74 | 47.59 | 32.35 | 9.29 | 33.02 | 285 | 79 | P | V |
| | | 5464 | 56.53 | -11.67 | 68.2 | 47.89 | 32.37 | 9.29 | 33.02 | 285 | 79 | P | V |
| | | 5459.2 | 48.84 | -5.16 | 54 | 40.22 | 32.35 | 9.29 | 33.02 | 285 | 79 | A | V |
| | * | 5530 | 97.82 | - | - | 89.02 | 32.44 | 9.41 | 33.05 | 285 | 79 | P | V |
| | * | 5530 | 88.05 | - | - | 79.25 | 32.44 | 9.41 | 33.05 | 285 | 79 | A | V |
| | 5760.905 | 49.63 | -18.57 | 68.2 | 39.82 | 33.02 | 9.95 | 33.16 | 285 | 79 | P | V | |
| 802.11ac VHT80 CH 122 5610MHz | | 5366.56 | 49.54 | -24.46 | 74 | 41.11 | 32.27 | 9.19 | 33.03 | 100 | 121 | P | H |
| | | 5462.56 | 48.77 | -19.43 | 68.2 | 40.13 | 32.37 | 9.29 | 33.02 | 100 | 121 | P | H |
| | | 5436.88 | 41.15 | -12.85 | 54 | 32.58 | 32.33 | 9.26 | 33.02 | 100 | 121 | A | H |
| | * | 5610 | 101.36 | - | - | 92.24 | 32.65 | 9.55 | 33.08 | 100 | 121 | P | H |
| | * | 5610 | 91.78 | - | - | 82.66 | 32.65 | 9.55 | 33.08 | 100 | 121 | A | H |
| | | 5727.9 | 51.64 | -16.56 | 68.2 | 42.02 | 32.94 | 9.81 | 33.13 | 100 | 121 | P | H |
| | | 5359.12 | 49.92 | -24.08 | 74 | 41.51 | 32.25 | 9.19 | 33.03 | 295 | 79 | P | V |
| | | 5468.8 | 48.39 | -19.81 | 68.2 | 39.75 | 32.37 | 9.29 | 33.02 | 295 | 79 | P | V |
| | | 5441.2 | 40.87 | -13.13 | 54 | 32.3 | 32.33 | 9.26 | 33.02 | 295 | 79 | A | V |
| | * | 5610 | 97.66 | - | - | 88.54 | 32.65 | 9.55 | 33.08 | 295 | 79 | P | V |
| | * | 5610 | 88.72 | - | - | 79.6 | 32.65 | 9.55 | 33.08 | 295 | 79 | A | V |
| | 5736.125 | 50.31 | -17.89 | 68.2 | 40.6 | 32.98 | 9.88 | 33.15 | 295 | 79 | P | V | |
| Remark | 1. No other spurious found. 2. All results are PASS against Peak and Average limit line. | | | | | | | | | | | | |



Band 3 5470~5725MHz
WIFI 802.11ac VHT80 (Harmonic @ 3m)

| WIFI Ant. 1 | Note | Frequency (MHz) | Level (dBμV/m) | Over Limit (dB) | Limit Line (dBμV/m) | Read Level (dBμV) | Antenna Factor (dB/m) | Cable Loss (dB) | Preamp Factor (dB) | Ant Pos (cm) | Table Pos (deg) | Peak Avg. (P/A) | Pol. (H/V) |
|-------------------------------|--|-------------------|------------------|-------------------|-----------------------|-------------------|-------------------------|-------------------|----------------------|----------------|-------------------|-----------------|------------|
| 802.11ac VHT80 CH 106 5530MHz | | 11060 | 47.34 | -26.66 | 74 | 56.68 | 39.11 | 15.13 | 63.87 | 100 | 0 | P | H |
| | | 16590 | 44.28 | -23.92 | 68.2 | 50.11 | 37.76 | 18.81 | 62.7 | 100 | 0 | P | H |
| | | | | | | | | | | | | | H |
| | | | | | | | | | | | | | H |
| | | 11060 | 46.22 | -27.78 | 74 | 55.56 | 39.11 | 15.13 | 63.87 | 100 | 0 | P | V |
| | | 16590 | 43.86 | -24.34 | 68.2 | 49.69 | 37.76 | 18.81 | 62.7 | 100 | 0 | P | V |
| | | | | | | | | | | | | | V |
| 802.11ac VHT80 CH 122 5610MHz | | 11220 | 46.57 | -27.43 | 74 | 55.7 | 38.9 | 15.25 | 63.57 | 100 | 0 | P | H |
| | | 16830 | 45.55 | -22.65 | 68.2 | 49.33 | 39.59 | 19 | 62.7 | 100 | 0 | P | H |
| | | | | | | | | | | | | | H |
| | | | | | | | | | | | | | H |
| | | 11220 | 47.33 | -26.67 | 74 | 56.46 | 38.9 | 15.25 | 63.57 | 100 | 0 | P | V |
| | | 16830 | 45.04 | -23.16 | 68.2 | 48.82 | 39.59 | 19 | 62.7 | 100 | 0 | P | V |
| | | | | | | | | | | | | | V |
| Remark | 1. No other spurious found. | | | | | | | | | | | | |
| | 2. All results are PASS against Peak and Average limit line. | | | | | | | | | | | | |



Band 3 - Straddle Channel
WIFI 802.11a (Band Edge @ 3m)

| WIFI | Note | Frequency | Level | Over | Limit | Read | Antenna | Cable | Preamp | Ant | Table | Peak | Pol. |
|------------------------------|---------------|---|------------|--------|------------|----------|----------|--------|--------|--------|---------|---------|---------|
| Ant. | | | | Limit | Line | Level | Factor | Loss | Factor | Pos | Pos | Avg. | |
| 1 | | (MHz) | (dBμV/m) | (dB) | (dBμV/m) | (dBμV) | (dB/m) | (dB) | (dB) | (cm) | (deg) | (P/A) | (H/V) |
| 802.11a CH 144 5720MHz | * | 5720 | 110.46 | - | - | 100.84 | 32.94 | 9.81 | 33.13 | 100 | 117 | P | H |
| | * | 5720 | 102.3 | - | - | 92.68 | 32.94 | 9.81 | 33.13 | 100 | 117 | A | H |
| | | | | | | | | | | | | | H |
| | | | | | | | | | | | | | H |
| | | | | | | | | | | | | | H |
| | | | | | | | | | | | | | H |
| | * | 5720 | 105.82 | - | - | 96.2 | 32.94 | 9.81 | 33.13 | 352 | 84 | P | V |
| | * | 5720 | 98.34 | - | - | 88.72 | 32.94 | 9.81 | 33.13 | 352 | 84 | A | V |
| | | | | | | | | | | | | | V |
| | | | | | | | | | | | | | V |
| | | | | | | | | | | | | | V |
| | Remark | 1. No other spurious found. 2. All results are PASS against Peak and Average limit line. | | | | | | | | | | | |



Band 3 - Straddle Channel
WIFI 802.11a (Harmonic @ 3m)

| WIFI Ant. 1 | Note | Frequency (MHz) | Level (dBµV/m) | Over Limit (dB) | Limit Line (dBµV/m) | Read Level (dBµV) | Antenna Factor (dB/m) | Cable Loss (dB) | Preamp Factor (dB) | Ant Pos (cm) | Table Pos (deg) | Peak Avg. (P/A) | Pol. (H/V) | |
|------------------------------|---|-------------------|------------------|-------------------|-----------------------|-------------------|-------------------------|-------------------|----------------------|----------------|-------------------|-----------------|------------|---|
| 802.11a CH 144 5720MHz | | 11440 | 45.74 | -28.26 | 74 | 54.6 | 38.59 | 15.4 | 63.13 | 100 | 0 | P | H | |
| | | 17160 | 48.65 | -19.55 | 68.2 | 49.82 | 40.8 | 19.21 | 61.53 | 100 | 0 | P | H | |
| | | | | | | | | | | | | | H | |
| | | | | | | | | | | | | | H | |
| | | | 11440 | 45.45 | -28.55 | 74 | 54.31 | 38.59 | 15.4 | 63.13 | 100 | 0 | P | V |
| | | | 17160 | 48.35 | -19.85 | 68.2 | 49.52 | 40.8 | 19.21 | 61.53 | 100 | 0 | P | V |
| | | | | | | | | | | | | | | V |
| | | | | | | | | | | | | | | V |
| Remark | 1. No other spurious found. 2. All results are PASS against Peak and Average limit line. | | | | | | | | | | | | | |



Band 3 - Straddle Channel
WIFI 802.11ac VHT20 (Band Edge @ 3m)

| WIFI Ant. 1 | Note | Frequency (MHz) | Level (dBμV/m) | Over Limit (dB) | Limit Line (dBμV/m) | Read Level (dBμV) | Antenna Factor (dB/m) | Cable Loss (dB) | Preamp Factor (dB) | Ant Pos (cm) | Table Pos (deg) | Peak Avg. (P/A) | Pol. (H/V) |
|-------------------------------|---|-------------------|------------------|-------------------|-----------------------|-------------------|-------------------------|-------------------|----------------------|----------------|-------------------|-----------------|------------|
| 802.11ac VHT20 CH 144 5720MHz | * | 5720 | 109.29 | - | - | 99.67 | 32.94 | 9.81 | 33.13 | 100 | 117 | P | H |
| | * | 5720 | 100.92 | - | - | 91.3 | 32.94 | 9.81 | 33.13 | 100 | 117 | A | H |
| | | | | | | | | | | | | | H |
| | | | | | | | | | | | | | H |
| | | | | | | | | | | | | | H |
| | | | | | | | | | | | | | H |
| | * | 5720 | 105.12 | - | - | 95.5 | 32.94 | 9.81 | 33.13 | 352 | 84 | P | V |
| | * | 5720 | 96.99 | - | - | 87.37 | 32.94 | 9.81 | 33.13 | 352 | 84 | A | V |
| | | | | | | | | | | | | | V |
| | | | | | | | | | | | | | V |
| Remark | 1. No other spurious found. 2. All results are PASS against Peak and Average limit line. | | | | | | | | | | | | |



Band 3 - Straddle Channel
WIFI 802.11ac VHT20 (Harmonic @ 3m)

| WIFI Ant. 1 | Note | Frequency (MHz) | Level (dBμV/m) | Over Limit (dB) | Limit Line (dBμV/m) | Read Level (dBμV) | Antenna Factor (dB/m) | Cable Loss (dB) | Preamp Factor (dB) | Ant Pos (cm) | Table Pos (deg) | Peak Avg. (P/A) | Pol. (H/V) | |
|-------------------------------|---|-------------------|------------------|-------------------|-----------------------|-------------------|-------------------------|-------------------|----------------------|----------------|-------------------|-----------------|------------|---|
| 802.11ac VHT20 CH 144 5720MHz | | 11440 | 46.42 | -27.58 | 74 | 55.28 | 38.59 | 15.4 | 63.13 | 100 | 0 | P | H | |
| | | 17160 | 49.56 | -18.64 | 68.2 | 50.73 | 40.8 | 19.21 | 61.53 | 100 | 0 | P | H | |
| | | | | | | | | | | | | | H | |
| | | | | | | | | | | | | | H | |
| | | | 11440 | 45.74 | -28.26 | 74 | 54.6 | 38.59 | 15.4 | 63.13 | 100 | 0 | P | V |
| | | | 17160 | 48.99 | -19.21 | 68.2 | 50.16 | 40.8 | 19.21 | 61.53 | 100 | 0 | P | V |
| | | | | | | | | | | | | | | V |
| | | | | | | | | | | | | | | V |
| Remark | 1. No other spurious found. 2. All results are PASS against Peak and Average limit line. | | | | | | | | | | | | | |



Band 3 - Straddle Channel
WIFI 802.11ac VHT40 (Band Edge @ 3m)

| WIFI Ant. 1 | Note | Frequency (MHz) | Level (dBμV/m) | Over Limit (dB) | Limit Line (dBμV/m) | Read Level (dBμV) | Antenna Factor (dB/m) | Cable Loss (dB) | Preamp Factor (dB) | Ant Pos (cm) | Table Pos (deg) | Peak Avg. (P/A) | Pol. (H/V) |
|-------------------------------|---|-------------------|------------------|-------------------|-----------------------|---------------------|-------------------------|-------------------|----------------------|----------------|-------------------|-------------------|--------------|
| 802.11ac VHT40 CH 142 5710MHz | * | 5710 | 106.08 | - | - | 96.5 | 32.9 | 9.81 | 33.13 | 100 | 116 | P | H |
| | * | 5710 | 97.3 | - | - | 87.72 | 32.9 | 9.81 | 33.13 | 100 | 116 | A | H |
| | | | | | | | | | | | | | H |
| | | | | | | | | | | | | | H |
| | | | | | | | | | | | | | H |
| | | | | | | | | | | | | | H |
| | * | 5710 | 101.7 | - | - | 92.12 | 32.9 | 9.81 | 33.13 | 351 | 83 | P | V |
| | * | 5710 | 93.28 | - | - | 83.7 | 32.9 | 9.81 | 33.13 | 351 | 83 | A | V |
| | | | | | | | | | | | | | V |
| | | | | | | | | | | | | | V |
| Remark | 1. No other spurious found. 2. All results are PASS against Peak and Average limit line. | | | | | | | | | | | | |



Band 3 - Straddle Channel
WIFI 802.11ac VHT40 (Harmonic @ 3m)

| WIFI Ant. 1 | Note | Frequency (MHz) | Level (dBµV/m) | Over Limit (dB) | Limit Line (dBµV/m) | Read Level (dBµV) | Antenna Factor (dB/m) | Cable Loss (dB) | Preamp Factor (dB) | Ant Pos (cm) | Table Pos (deg) | Peak Avg. (P/A) | Pol. (H/V) | |
|-------------------------------|--|-------------------|------------------|-------------------|-----------------------|---------------------|-------------------------|-------------------|----------------------|----------------|-------------------|-----------------|------------|---|
| 802.11ac VHT40 CH 142 5710MHz | | 11420 | 45.54 | -28.46 | 74 | 54.42 | 38.62 | 15.39 | 63.17 | 100 | 0 | P | H | |
| | | 17130 | 48.57 | -19.63 | 68.2 | 49.97 | 40.82 | 19.2 | 61.77 | 100 | 0 | P | H | |
| | | | | | | | | | | | | | H | |
| | | | | | | | | | | | | | H | |
| | | | 11420 | 47.06 | -26.94 | 74 | 55.94 | 38.62 | 15.39 | 63.17 | 100 | 0 | P | V |
| | | | 17130 | 48.8 | -19.4 | 68.2 | 50.2 | 40.82 | 19.2 | 61.77 | 100 | 0 | P | V |
| | | | | | | | | | | | | | | V |
| Remark | 1. No other spurious found. | | | | | | | | | | | | | |
| | 2. All results are PASS against Peak and Average limit line. | | | | | | | | | | | | | |



Band 3 - Straddle Channel
WIFI 802.11ac VHT80 (Band Edge @ 3m)

| WIFI Ant. 1 | Note | Frequency (MHz) | Level (dBμV/m) | Over Limit (dB) | Limit Line (dBμV/m) | Read Level (dBμV) | Antenna Factor (dB/m) | Cable Loss (dB) | Preamp Factor (dB) | Ant Pos (cm) | Table Pos (deg) | Peak Avg. (P/A) | Pol. (H/V) |
|-------------------------------|---|-------------------|------------------|-------------------|-----------------------|-------------------|-------------------------|-------------------|----------------------|----------------|-------------------|-----------------|------------|
| 802.11ac VHT80 CH 138 5690MHz | * | 5690 | 101.54 | - | - | 92.05 | 32.86 | 9.75 | 33.12 | 100 | 116 | P | H |
| | * | 5690 | 92.62 | - | - | 83.13 | 32.86 | 9.75 | 33.12 | 100 | 116 | A | H |
| | | | | | | | | | | | | | H |
| | | | | | | | | | | | | | H |
| | | | | | | | | | | | | | H |
| | | | | | | | | | | | | | H |
| | * | 5690 | 97.48 | - | - | 87.99 | 32.86 | 9.75 | 33.12 | 287 | 82 | P | V |
| | * | 5690 | 89.12 | - | - | 79.63 | 32.86 | 9.75 | 33.12 | 287 | 82 | A | V |
| | | | | | | | | | | | | | V |
| | | | | | | | | | | | | | V |
| Remark | 1. No other spurious found. 2. All results are PASS against Peak and Average limit line. | | | | | | | | | | | | |



Band 3 - Straddle Channel
WIFI 802.11ac VHT80 (Harmonic @ 3m)

| WIFI Ant. 1 | Note | Frequency (MHz) | Level (dBμV/m) | Over Limit (dB) | Limit Line (dBμV/m) | Read Level (dBμV) | Antenna Factor (dB/m) | Cable Loss (dB) | Preamp Factor (dB) | Ant Pos (cm) | Table Pos (deg) | Peak Avg. (P/A) | Pol. (H/V) | |
|-------------------------------|---|-------------------|------------------|-------------------|-----------------------|-------------------|-------------------------|-------------------|----------------------|----------------|-------------------|-----------------|------------|---|
| 802.11ac VHT80 CH 138 5690MHz | | 11380 | 46.06 | -27.94 | 74 | 54.98 | 38.66 | 15.36 | 63.23 | 100 | 0 | P | H | |
| | | 17070 | 47.63 | -20.57 | 68.2 | 49.48 | 40.86 | 19.17 | 62.23 | 100 | 0 | P | H | |
| | | | | | | | | | | | | | H | |
| | | | | | | | | | | | | | H | |
| | | | 11380 | 46.25 | -27.75 | 74 | 55.17 | 38.66 | 15.36 | 63.23 | 100 | 0 | P | V |
| | | | 17070 | 47.48 | -20.72 | 68.2 | 49.33 | 40.86 | 19.17 | 62.23 | 100 | 0 | P | V |
| | | | | | | | | | | | | | | V |
| | | | | | | | | | | | | | | V |
| Remark | 1. No other spurious found. 2. All results are PASS against Peak and Average limit line. | | | | | | | | | | | | | |



Emission below 1GHz
WIFI 802.11ac VHT80 (LF @ 3m)

| WIFI | Note | Frequency | Level | Over | Limit | Read | Antenna | Cable | Preamp | Ant | Table | Peak | Pol. | |
|-------------------------|--|-----------|------------|--------|------------|----------|----------|--------|--------|--------|---------|---------|---------|---|
| Ant. | | | | Limit | Line | Level | Factor | Loss | Factor | Pos | Pos | Avg. | | |
| 1 | | (MHz) | (dBμV/m) | (dB) | (dBμV/m) | (dBμV) | (dB/m) | (dB) | (dB) | (cm) | (deg) | (P/A) | (H/V) | |
| 802.11ac VHT80 LF | | 98.31 | 23.17 | -20.33 | 43.5 | 38.45 | 15.79 | 1.39 | 32.48 | - | - | P | H | |
| | | 134.49 | 30.15 | -13.35 | 43.5 | 43.61 | 17.43 | 1.51 | 32.45 | - | - | P | H | |
| | | 155.82 | 29.79 | -13.71 | 43.5 | 43.91 | 16.61 | 1.61 | 32.43 | - | - | P | H | |
| | | 332.2 | 25.48 | -20.52 | 46 | 35.59 | 19.8 | 2.39 | 32.36 | - | - | P | H | |
| | | 632.5 | 27.81 | -18.19 | 46 | 30.64 | 26.38 | 3.15 | 32.46 | - | - | P | H | |
| | | 951.7 | 33.46 | -12.54 | 46 | 29.79 | 30.86 | 3.82 | 31.18 | 100 | 0 | P | H | |
| | | | | | | | | | | | | | | H |
| | | | | | | | | | | | | | | H |
| | | | | | | | | | | | | | | H |
| | | | | | | | | | | | | | | H |
| | | | | | | | | | | | | | | H |
| | | | | | | | | | | | | | | H |
| | | | | | | | | | | | | | | V |
| | | | 31.08 | 31.43 | -8.57 | 40 | 39.24 | 23.84 | 0.82 | 32.49 | 110 | 241 | P | V |
| | | | 35.4 | 29.57 | -10.43 | 40 | 39.94 | 21.3 | 0.82 | 32.49 | - | - | P | V |
| | | | 73.74 | 25.51 | -14.49 | 40 | 44.32 | 12.44 | 1.22 | 32.49 | - | - | P | V |
| | | | 461 | 24.48 | -21.52 | 46 | 30.63 | 23.4 | 2.77 | 32.36 | - | - | P | V |
| | | | 763.4 | 30.71 | -15.29 | 46 | 31.17 | 28.25 | 3.44 | 32.29 | - | - | P | V |
| | | | 949.6 | 33.38 | -12.62 | 46 | 29.82 | 30.77 | 3.82 | 31.2 | - | - | P | V |
| | | | | | | | | | | | | | | V |
| | | | | | | | | | | | | | V | |
| | | | | | | | | | | | | | V | |
| | | | | | | | | | | | | | V | |
| | | | | | | | | | | | | | V | |
| Remark | 1. No other spurious found. 2. All results are PASS against limit line. | | | | | | | | | | | | | |



Note symbol

| | |
|-----|--|
| * | Fundamental Frequency which can be ignored. However, the level of any unwanted emissions shall not exceed the level of the fundamental frequency. |
| ! | Test result is over limit line. |
| P/A | Peak or Average |
| H/V | Horizontal or Vertical |



A calculation example for radiated spurious emission is shown as below:

| WIFI | Note | Frequency | Level | Over | Limit | Read | Antenna | Cable | Preamp | Ant | Table | Peak | Pol. |
|---------|------|-----------|------------|--------|------------|----------|----------|--------|--------|--------|---------|---------|---------|
| Ant. | | | | Limit | Line | Level | Factor | Loss | Factor | Pos | Pos | Avg. | |
| 1 | | (MHz) | (dBμV/m) | (dB) | (dBμV/m) | (dBμV) | (dB/m) | (dB) | (dB) | (cm) | (deg) | (P/A) | (H/V) |
| 802.11b | | 2390 | 55.45 | -18.55 | 74 | 54.51 | 32.22 | 4.58 | 35.86 | 103 | 308 | P | H |
| CH 01 | | | | | | | | | | | | | |
| 2412MHz | | 2390 | 43.54 | -10.46 | 54 | 42.6 | 32.22 | 4.58 | 35.86 | 103 | 308 | A | H |

- Level(dBμV/m) =
Antenna Factor(dB/m) + Cable Loss(dB) + Read Level(dBμV) - Preamp Factor(dB)
- Over Limit(dB) = Level(dBμV/m) – Limit Line(dBμV/m)

For Peak Limit @ 2390MHz:

- Level(dBμV/m)
= Antenna Factor(dB/m) + Cable Loss(dB) + Read Level(dBμV) - Preamp Factor(dB)
= 32.22(dB/m) + 4.58(dB) + 54.51(dBμV) – 35.86 (dB)
= 55.45 (dBμV/m)
- Over Limit(dB)
= Level(dBμV/m) – Limit Line(dBμV/m)
= 55.45(dBμV/m) – 74(dBμV/m)
= -18.55(dB)

For Average Limit @ 2390MHz:

- Level(dBμV/m)
= Antenna Factor(dB/m) + Cable Loss(dB) + Read Level(dBμV) - Preamp Factor(dB)
= 32.22(dB/m) + 4.58(dB) + 42.6(dBμV) – 35.86 (dB)
= 43.54 (dBμV/m)
- Over Limit(dB)
= Level(dBμV/m) – Limit Line(dBμV/m)
= 43.54(dBμV/m) – 54(dBμV/m)
= -10.46(dB)

Both peak and average measured complies with the limit line, so test result is “PASS”.



Appendix D. Radiated Spurious Emission

| | | | |
|-----------------|---------------------|---------------------|-----------|
| Test Engineer : | Hao Hsu, and Ken Wu | Temperature : | 24 ~ 26°C |
| | | Relative Humidity : | 50 ~ 55% |

Note symbol

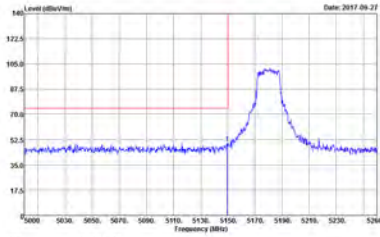
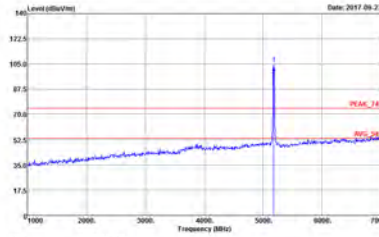
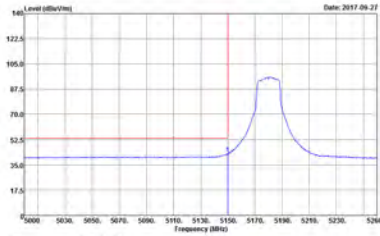
| | |
|----|-----------------------|
| -L | Low channel location |
| -R | High channel location |



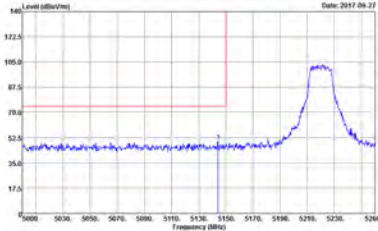
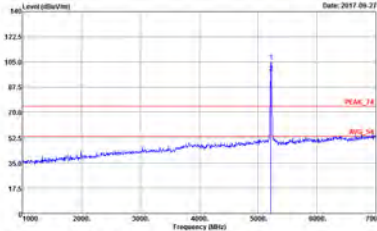
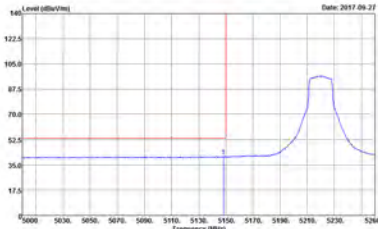
Band 1 - 5150~5250MHz
WIFI 802.11a (Band Edge @ 3m)

Table with 2 columns (Horizontal, Fundamental) and 2 rows (Peak, Avg.). Contains spectral plots and labels like 'Peak', 'Fundamental', 'Avg.', and 'Left blank'.

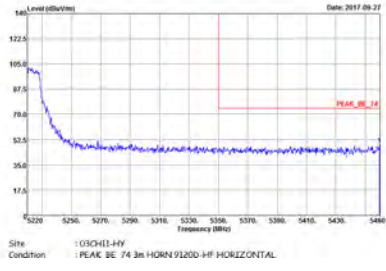
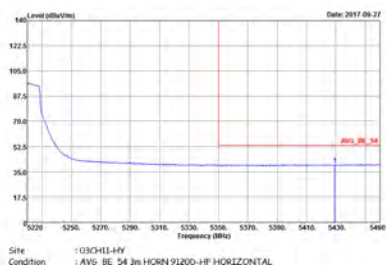


| WIFI | Band 1 5150~5250MHz Band Edge @ 3m | |
|------|---|--|
| ANT | 802.11a CH36 5180MHz | |
| 1 | Vertical | Fundamental |
| Peak |  <p>Site : 03CH11-HY Condition : PEAK BE 74 3m HORN 91200-HF VERTICAL</p> |  <p>Site : 03CH11-HY Condition : PEAK 74 3m HORN 91200-HF VERTICAL</p> |
| Avg. |  <p>Site : 03CH11-HY Condition : AVG BE 54 3m HORN 91200-HF VERTICAL</p> | Left blank |

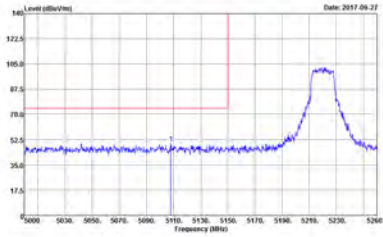
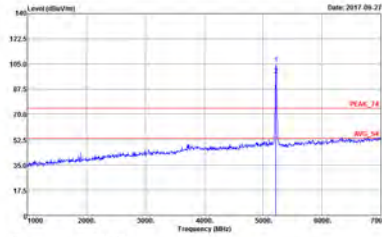
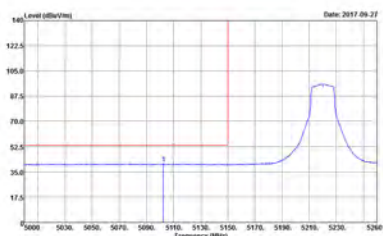


| WIFI | Band 1 5150~5250MHz Band Edge @ 3m | |
|------|--|---|
| ANT | 802.11a CH44 5220MHz - L | |
| 1 | Horizontal | Fundamental |
| Peak |  <p>Site : 03CH11-HY Condition : PEAK BE 74 3m HORN 91200 -HF HORIZONTAL</p> |  <p>Site : 03CH11-HY Condition : PEAK 74 3m HORN 91200 -HF HORIZONTAL</p> |
| Avg. |  <p>Site : 03CH11-HY Condition : AVG BE 54 3m HORN 91200 -HF HORIZONTAL</p> | Left blank |



| WIFI | Band 1 5150~5250MHz Band Edge @ 3m | |
|------|---|-------------|
| ANT | 802.11a CH44 5220MHz - R | |
| 1 | Horizontal | Fundamental |
| Peak |  | Left blank |
| Avg. |  | Left blank |



| WIFI | Band 1 5150~5250MHz Band Edge @ 3m | |
|------|--|---|
| ANT | 802.11a CH44 5220MHz - L | |
| 1 | Vertical | Fundamental |
| Peak |  <p>Site : 03CHI-HY Condition : PEAK BE 74 3m HORN 91200-HF VERTICAL</p> |  <p>Site : 03CHI-HY Condition : PEAK 74 3m HORN 91200-HF VERTICAL</p> |
| Avg. |  <p>Site : 03CHI-HY Condition : AVG BE 54 3m HORN 91200-HF VERTICAL</p> | Left blank |



| WIFI | Band 1 5150~5250MHz Band Edge @ 3m | |
|--------------------|------------------------------------|-------------------|
| ANT | 802.11a CH44 5220MHz - R | |
| 1 | Vertical | Fundamental |
| <p>Peak</p> | | <p>Left blank</p> |
| <p>Avg.</p> | | <p>Left blank</p> |

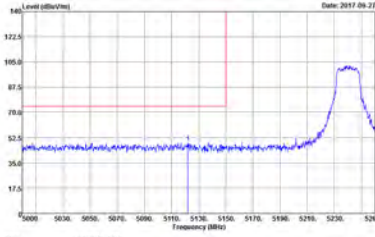
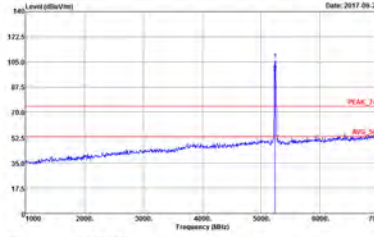
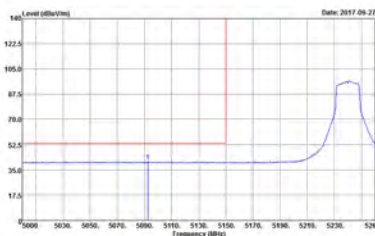


| WIFI | Band 1 5150~5250MHz Band Edge @ 3m | |
|------|------------------------------------|-------------|
| ANT | 802.11a CH48 5240MHz - L | |
| 1 | Horizontal | Fundamental |
| Peak | | |
| Avg. | | Left blank |

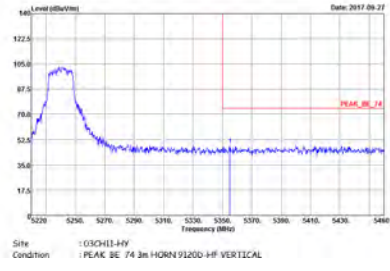
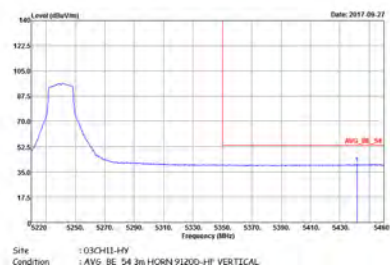


| WIFI | Band 1 5150~5250MHz Band Edge @ 3m | |
|--------------------|------------------------------------|-------------------|
| ANT | 802.11a CH48 5240MHz - R | |
| 1 | Horizontal | Fundamental |
| <p>Peak</p> | | <p>Left blank</p> |
| <p>Avg.</p> | | <p>Left blank</p> |



| WIFI | Band 1 5150~5250MHz Band Edge @ 3m | |
|------|--|---|
| ANT | 802.11a CH48 5240MHz - L | |
| 1 | Vertical | Fundamental |
| Peak |  <p>Site : 03CHI-HY Condition : PEAK BE 74 3m HORN 91200-HF VERTICAL</p> |  <p>Site : 03CHI-HY Condition : PEAK 74 3m HORN 91200-HF VERTICAL</p> |
| Avg. |  <p>Site : 03CHI-HY Condition : AVG BE 54 3m HORN 91200-HF VERTICAL</p> | Left blank |



| WIFI | Band 1 5150~5250MHz Band Edge @ 3m | |
|------|---|-------------|
| ANT | 802.11a CH48 5240MHz - R | |
| 1 | Vertical | Fundamental |
| Peak |  | Left blank |
| Avg. |  | Left blank |



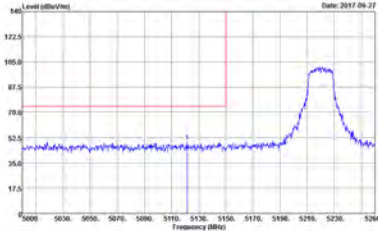
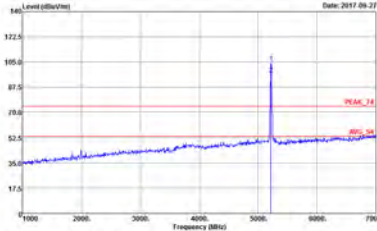
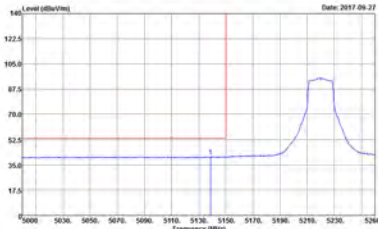
Band 1 5150~5250MHz
WIFI 802.11ac VHT20 (Band Edge @ 3m)

Table with 2 columns (Horizontal, Fundamental) and 2 rows (Peak, Avg.). Contains spectral plots and labels like 'Peak', 'Fundamental', and 'Left blank'.

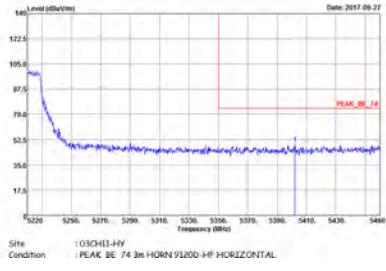



| WIFI | Band 1 5150~5250MHz Band Edge @ 3m | |
|------|--|---|
| ANT | 802.11ac VHT20 CH36 5180MHz | |
| 1 | Vertical | Fundamental |
| Peak | <p>Site : 03CH11-HY Condition : PEAK BE 74 3m HORN 91200-HF VERTICAL</p> | <p>Site : 03CH11-HY Condition : PEAK 74 3m HORN 91200-HF VERTICAL</p> |
| Avg. | <p>Site : 03CH11-HY Condition : AVG BE 54 3m HORN 91200-HF VERTICAL</p> | Left blank |

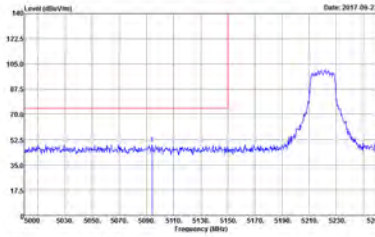
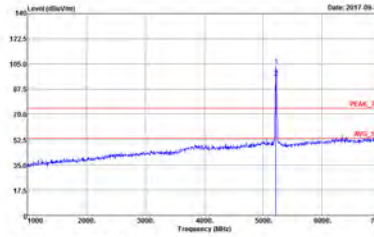
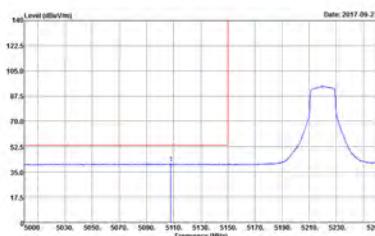


| WIFI | Band 1 5150~5250MHz Band Edge @ 3m | |
|------|---|--|
| ANT | 802.11ac VHT20 CH44 5220MHz - L | |
| 1 | Horizontal | Fundamental |
| Peak |  <p>Site : 03CH11-HY Condition : PEAK BE 74 3m HORN 91200-HF HORIZONTAL</p> |  <p>Site : 03CH11-HY Condition : PEAK 74 3m HORN 91200-HF HORIZONTAL</p> |
| Avg. |  <p>Site : 03CH11-HY Condition : AVG BE 54 3m HORN 91200-HF HORIZONTAL</p> | Left blank |



| WIFI | Band 1 5150~5250MHz Band Edge @ 3m | |
|------|---|-------------|
| ANT | 802.11ac VHT20 CH44 5220MHz - R | |
| 1 | Horizontal | Fundamental |
| Peak |  | Left blank |
| Avg. |  | Left blank |

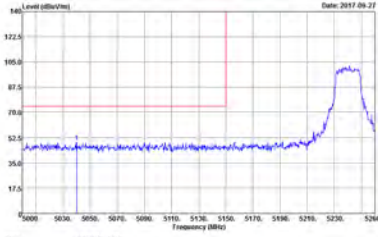
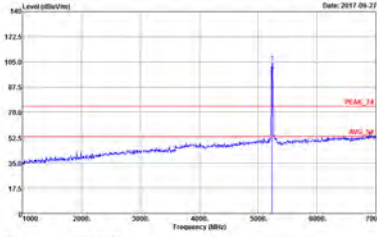
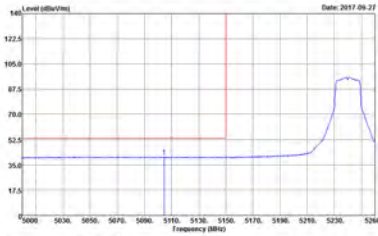


| WIFI | Band 1 5150~5250MHz Band Edge @ 3m | |
|------|---|--|
| ANT | 802.11ac VHT20 CH44 5220MHz - L | |
| 1 | Vertical | Fundamental |
| Peak |  <p>Site : 03CH11-HY Condition : PEAK BE 74 3m HORN 91200-HF VERTICAL</p> |  <p>Site : 03CH11-HY Condition : PEAK 74 3m HORN 91200-HF VERTICAL</p> |
| Avg. |  <p>Site : 03CH11-HY Condition : AVG BE 54 3m HORN 91200-HF VERTICAL</p> | Left blank |

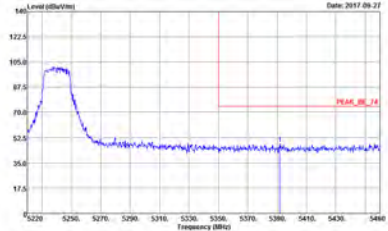
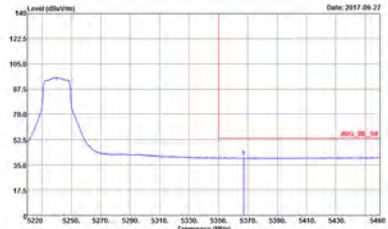


| WIFI | Band 1 5150~5250MHz Band Edge @ 3m | |
|------|------------------------------------|-------------|
| ANT | 802.11ac VHT20 CH44 5220MHz - R | |
| 1 | Vertical | Fundamental |
| Peak | | Left blank |
| Avg. | | Left blank |



| WIFI | Band 1 5150~5250MHz Band Edge @ 3m | |
|------|---|--|
| ANT | 802.11ac VHT20 CH48 5240MHz - L | |
| 1 | Horizontal | Fundamental |
| Peak |  <p>Site : 03CH11-HY Condition : PEAK BE 74 3m HORN 91200-HF HORIZONTAL</p> |  <p>Site : 03CH11-HY Condition : PEAK 74 3m HORN 91200-HF HORIZONTAL</p> |
| Avg. |  <p>Site : 03CH11-HY Condition : AVG BE 54 3m HORN 91200-HF HORIZONTAL</p> | Left blank |

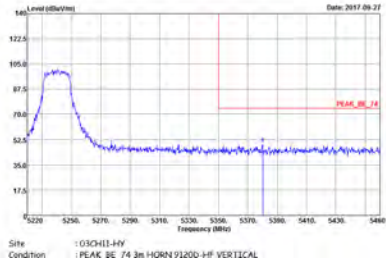
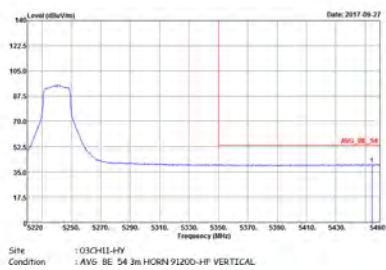


| WIFI | Band 1 5150~5250MHz Band Edge @ 3m | |
|--------------------|---|-------------------|
| ANT | 802.11ac VHT20 CH48 5240MHz - R | |
| 1 | Horizontal | Fundamental |
| <p>Peak</p> |  <p>Site : 03CH11-HY Condition : PEAK BE 74 3m HORN 91200-HF HORIZONTAL</p> | <p>Left blank</p> |
| <p>Avg.</p> |  <p>Site : 03CH11-HY Condition : AVG BE 54 3m HORN 91200-HF HORIZONTAL</p> | <p>Left blank</p> |



| WIFI | Band 1 5150~5250MHz Band Edge @ 3m | |
|------|--|---|
| ANT | 802.11ac VHT20 CH48 5240MHz - L | |
| 1 | Vertical | Fundamental |
| Peak | <p>Site : 03CH11-HY Condition : PEAK BE 74 3m HORN 91200-HF VERTICAL</p> | <p>Site : 03CH11-HY Condition : PEAK 74 3m HORN 91200-HF VERTICAL</p> |
| Avg. | <p>Site : 03CH11-HY Condition : AVG BE 54 3m HORN 91200-HF VERTICAL</p> | Left blank |



| WIFI | Band 1 5150~5250MHz Band Edge @ 3m | |
|------|---|-------------|
| ANT | 802.11ac VHT20 CH48 5240MHz - R | |
| 1 | Vertical | Fundamental |
| Peak |  | Left blank |
| Avg. |  | Left blank |



Band 1 5150~5250MHz
WIFI 802.11ac VHT40 (Band Edge @ 3m)

| WIFI | Band 1 5150~5250MHz Band Edge @ 3m | |
|-------------|--|---|
| ANT | 802.11ac VHT40 CH38 5190MHz - L | |
| 1 | Horizontal | Fundamental |
| Peak | <p>Site : 03CHI1-HY Condition : PEAK BE 74 3m HORN 91200 -HF HORIZONTAL</p> | <p>Site : 03CHI1-HY Condition : PEAK 74 3m HORN 91200 -HF HORIZONTAL</p> |
| Avg. | <p>Site : 03CHI1-HY Condition : AVG BE 54 3m HORN 91200 -HF HORIZONTAL</p> | Left blank |

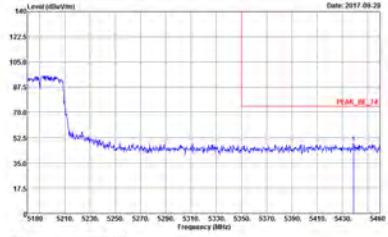
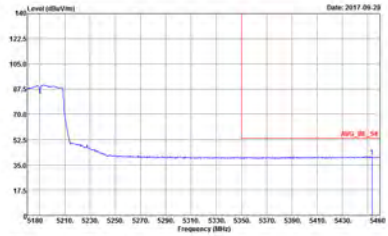


| WIFI | Band 1 5150~5250MHz Band Edge @ 3m | |
|------|--|-------------|
| ANT | 802.11ac VHT40 CH38 5190MHz - R | |
| 1 | Horizontal | Fundamental |
| Peak | <p>Site : 03CH11-HY Condition : PEAK BE 74 3m HORN 91200-HF HORIZONTAL</p> | Left blank |
| Avg. | <p>Site : 03CH11-HY Condition : AVG BE 54 3m HORN 91200-HF HORIZONTAL</p> | Left blank |

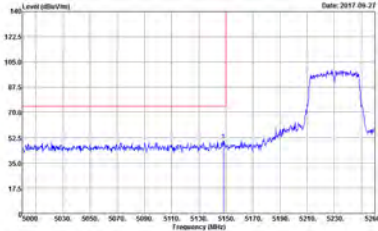
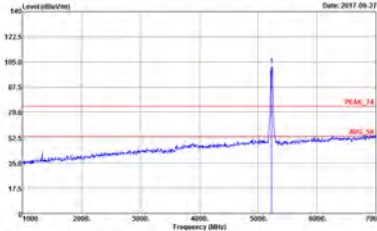
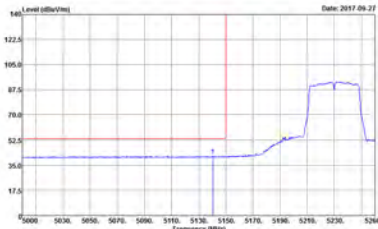


| WIFI | Band 1 5150~5250MHz Band Edge @ 3m | |
|------|------------------------------------|-------------|
| ANT | 802.11ac VHT40 CH38 5190MHz - L | |
| 1 | Vertical | Fundamental |
| Peak | | |
| Avg. | | Left blank |



| WIFI | Band 1 5150~5250MHz Band Edge @ 3m | |
|------|---|-------------|
| ANT | 802.11ac VHT40 CH38 5190MHz - R | |
| 1 | Vertical | Fundamental |
| Peak |  <p>Site : 03CHI1-HY Condition : PEAK BE 74 3m HORN 91200-HF VERTICAL</p> | Left blank |
| Avg. |  <p>Site : 03CHI1-HY Condition : AVG BE 54 3m HORN 91200-HF VERTICAL</p> | Left blank |



| WIFI | Band 1 5150~5250MHz Band Edge @ 3m | |
|------|---|--|
| ANT | 802.11ac VHT40 CH46 5230MHz - L | |
| 1 | Horizontal | Fundamental |
| Peak |  <p>Site : 03CHI1-HY Condition : PEAK BE 74 3m HORN 91200-HF HORIZONTAL</p> |  <p>Site : 03CHI1-HY Condition : PEAK 74 3m HORN 91200-HF HORIZONTAL</p> |
| Avg. |  <p>Site : 03CHI1-HY Condition : AVG BE 54 3m HORN 91200-HF HORIZONTAL</p> | Left blank |

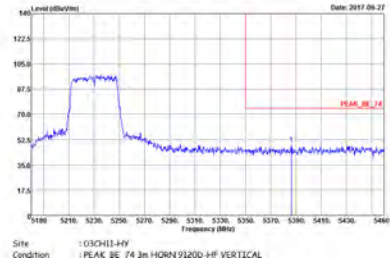
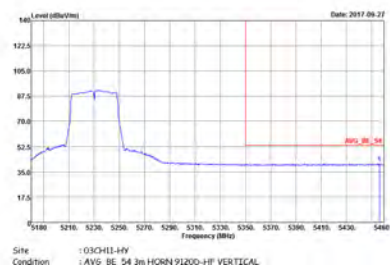


| WIFI | Band 1 5150~5250MHz Band Edge @ 3m | |
|------|--|-------------|
| ANT | 802.11ac VHT40 CH46 5230MHz - R | |
| 1 | Horizontal | Fundamental |
| Peak | <p>Site : 03CHI1-HY Condition : PEAK BE 74 3m HORN 91200-HF HORIZONTAL</p> | Left blank |
| Avg. | <p>Site : 03CHI1-HY Condition : AVG BE 54 3m HORN 91200-HF HORIZONTAL</p> | Left blank |



| WIFI | Band 1 5150~5250MHz Band Edge @ 3m | |
|------|--|---|
| ANT | 802.11ac VHT40 CH46 5230MHz - L | |
| 1 | Vertical | Fundamental |
| Peak | <p>Site : 03CH11-HY Condition : PEAK BE 74 3m HORN 91200-HF VERTICAL</p> | <p>Site : 03CH11-HY Condition : PEAK 74 3m HORN 91200-HF VERTICAL</p> |
| Avg. | <p>Site : 03CH11-HY Condition : AVG BE 54 3m HORN 91200-HF VERTICAL</p> | Left blank |



| WIFI | Band 1 5150~5250MHz Band Edge @ 3m | |
|------|---|-------------|
| ANT | 802.11ac VHT40 CH46 5230MHz - R | |
| 1 | Vertical | Fundamental |
| Peak |  | Left blank |
| Avg. |  | Left blank |



**Band 1 5150~5250MHz
WIFI 802.11ac VHT80 (Band Edge @ 3m)**

| WIFI | Band 1 5150~5250MHz Band Edge @ 3m | |
|-------------|---|--|
| ANT | 802.11ac VHT80 CH42 5210MHz - L | |
| 1 | Horizontal | Fundamental |
| Peak | <p>Site : 03CHI1-HY Condition : PEAK BE 74 3m HORN 91200 -HF HORIZONTAL</p> | <p>Site : 03CHI1-HY Condition : PEAK 74 3m HORN 91200 -HF HORIZONTAL</p> |
| Avg. | <p>Site : 03CHI1-HY Condition : AVG BE 54 3m HORN 91200 -HF HORIZONTAL</p> | Left blank |

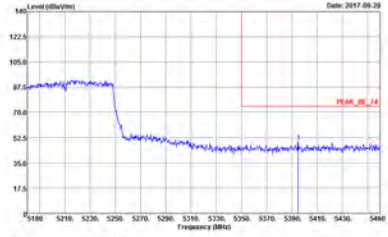
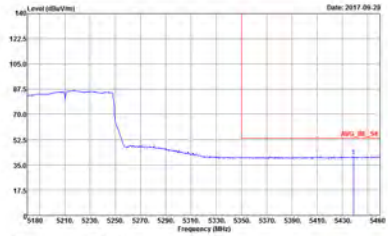


| WIFI | Band 1 5150~5250MHz Band Edge @ 3m | |
|------|--|-------------|
| ANT | 802.11ac VHT80 CH42 5210MHz - R | |
| 1 | Horizontal | Fundamental |
| Peak | <p>Site : 03CH11-HY Condition : PEAK BE 74 3m HORN 91200-HF HORIZONTAL</p> | Left blank |
| Avg. | <p>Site : 03CH11-HY Condition : AVG BE 54 3m HORN 91200-HF HORIZONTAL</p> | Left blank |



| WIFI | Band 1 5150~5250MHz Band Edge @ 3m | |
|------|------------------------------------|-------------|
| ANT | 802.11ac VHT80 CH42 5210MHz - L | |
| 1 | Vertical | Fundamental |
| Peak | | |
| Avg. | | Left blank |



| WIFI | Band 1 5150~5250MHz Band Edge @ 3m | |
|------|---|-------------|
| ANT | 802.11ac VHT80 CH42 5210MHz - R | |
| 1 | Vertical | Fundamental |
| Peak |  <p>Site : 03CHI1-HY Condition : PEAK BE 74 3m HORN 91200-HF VERTICAL</p> | Left blank |
| Avg. |  <p>Site : 03CHI1-HY Condition : AVG BE 54 3m HORN 91200-HF VERTICAL</p> | Left blank |



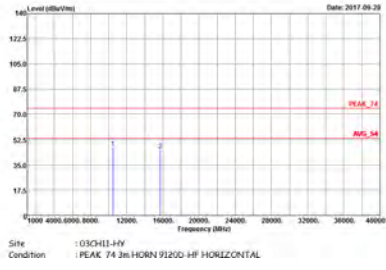
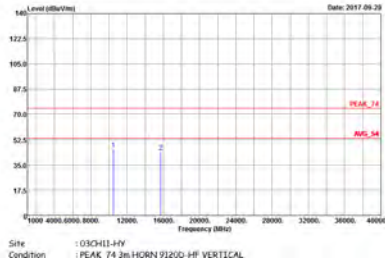
Band 1 - 5150~5250MHz
WIFI 802.11a (Harmonic @ 3m)

| WIFI | Band 1 5150~5250MHz Harmonic @ 3m | |
|-----------|--|--|
| ANT | 802.11a CH36 5180MHz | |
| 1 | Horizontal | Vertical |
| Peak Avg. | <p>Site : 03SCH11-4F Condition : PEAK 74 3m HORN 9120D -HF HORIZONTAL</p> | <p>Site : 03SCH11-4F Condition : PEAK 74 3m HORN 9120D -HF VERTICAL</p> |



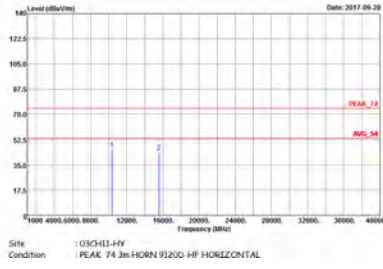
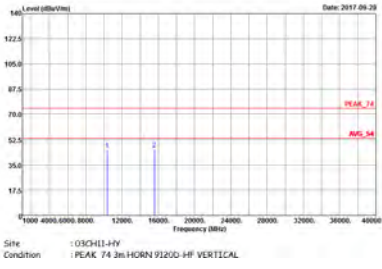
| | | |
|--------------|---|---|
| WIFI | Band 1 5150~5250MHz Harmonic @ 3m | |
| ANT | 802.11a CH44 5220MHz | |
| 1 | Horizontal | Vertical |
| Peak Avg. | <p>Site : 03SCH11-4F Condition : PEAK 74 3m.HORN 91200 -HF HORIZONTAL</p> | <p>Site : 03SCH11-4F Condition : PEAK 74 3m.HORN 91200 -HF VERTICAL</p> |



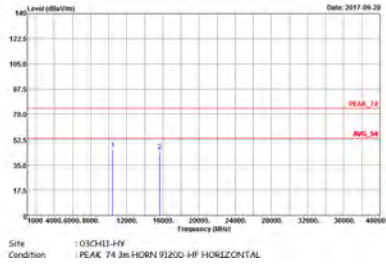
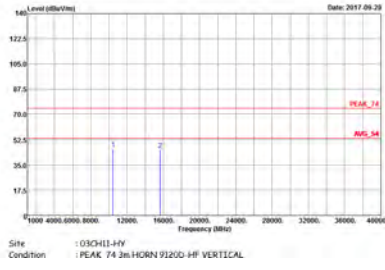
| WIFI | Band 1 5150~5250MHz Harmonic @ 3m | |
|--------------|---|--|
| ANT | 802.11a CH48 5240MHz | |
| 1 | Horizontal | Vertical |
| Peak Avg. |  |  |



Band 1 5150~5250MHz
WIFI 802.11ac VHT20 (Harmonic @ 3m)

| | | |
|------------------|---|--|
| WIFI | Band 1 5150~5250MHz Harmonic @ 3m | |
| ANT | 802.11ac VHT20 CH36 5180MHz | |
| 1 | Horizontal | Vertical |
| Peak Avg. |  |  |



| WIFI | Band 1 5150~5250MHz Harmonic @ 3m | |
|--------------|---|--|
| ANT | 802.11ac VHT20 CH44 5220MHz | |
| 1 | Horizontal | Vertical |
| Peak Avg. |  |  |



| | | |
|--------------|---|---|
| WIFI | Band 1 5150~5250MHz Harmonic @ 3m | |
| ANT | 802.11ac VHT20 CH48 5240MHz | |
| 1 | Horizontal | Vertical |
| Peak Avg. | <p>Site : 03SCH11-4F Condition : PEAK 74 3m.HORN 91200 -HF HORIZONTAL</p> | <p>Site : 03SCH11-4F Condition : PEAK 74 3m.HORN 91200 -HF VERTICAL</p> |



Band 1 5150~5250MHz
WIFI 802.11ac VHT40 (Harmonic @ 3m)

| | | |
|------------------|--|--|
| WIFI | Band 1 5150~5250MHz Harmonic @ 3m | |
| ANT | 802.11ac VHT40 CH38 5190MHz | |
| 1 | Horizontal | Vertical |
| Peak Avg. | <p>Site : 03CHI1-HY Condition : PEAK 74 3m HORN 91200-HF HORIZONTAL</p> | <p>Site : 03CHI1-HY Condition : PEAK 74 3m HORN 91200-HF VERTICAL</p> |



| | | |
|--------------|---|---|
| WIFI | Band 1 5150~5250MHz Harmonic @ 3m | |
| ANT | 802.11ac VHT40 CH46 5230MHz | |
| 1 | Horizontal | Vertical |
| Peak Avg. | <p>Site : 03SCH11-4F Condition : PEAK 74 3m.HORN 91200 -HF HORIZONTAL</p> | <p>Site : 03SCH11-4F Condition : PEAK 74 3m.HORN 91200 -HF VERTICAL</p> |



**Band 1 5150~5250MHz
WIFI 802.11ac VHT80 (Harmonic @ 3m)**

| | | |
|----------------------|---|---|
| WIFI | Band 1 5150~5250MHz Harmonic @ 3m | |
| ANT | 802.11ac VHT80 CH42 5210MHz | |
| 1 | Horizontal | Vertical |
| Peak Avg. | <p>Site : 03CHI1-HY Condition : PEAK 74 3m HORN 91200-HF HORIZONTAL</p> | <p>Site : 03CHI1-HY Condition : PEAK 74 3m HORN 91200-HF VERTICAL</p> |



Band 2 - 5250~5350MHz
WIFI 802.11a (Band Edge @ 3m)

| WIFI | Band 2 5250~5350MHz Band Edge @ 3m | |
|-------------|---|--|
| ANT | 802.11a CH52 5260MHz - L | |
| 1 | Horizontal | Fundamental |
| Peak | <p>Site : 03CH11-HY Condition : PEAK BE 74 3m HORN 91200-HF HORIZONTAL</p> | <p>Site : 03CH11-HY Condition : PEAK 74 3m HORN 91200-HF HORIZONTAL</p> |
| Avg. | <p>Site : 03CH11-HY Condition : AVG BE 54 3m HORN 91200-HF HORIZONTAL</p> | Left blank |

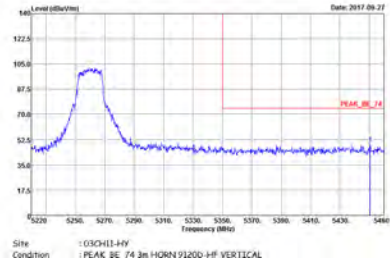
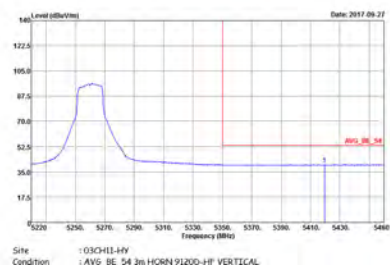


| WIFI | Band 2 5250~5350MHz Band Edge @ 3m | |
|--------------------|------------------------------------|-------------------|
| ANT | 802.11a CH52 5260MHz - R | |
| 1 | Horizontal | Fundamental |
| <p>Peak</p> | | <p>Left blank</p> |
| <p>Avg.</p> | | <p>Left blank</p> |



| WIFI | Band 2 5250~5350MHz Band Edge @ 3m | |
|------|--|---|
| ANT | 802.11a CH52 5260MHz - L | |
| 1 | Vertical | Fundamental |
| Peak | <p>Site : 03CHI1-HY Condition : PEAK BE 74 3m HORN 91200-HF VERTICAL</p> | <p>Site : 03CHI1-HY Condition : PEAK 74 3m HORN 91200-HF VERTICAL</p> |
| Avg. | <p>Site : 03CHI1-HY Condition : AVG BE 54 3m HORN 91200-HF VERTICAL</p> | Left blank |

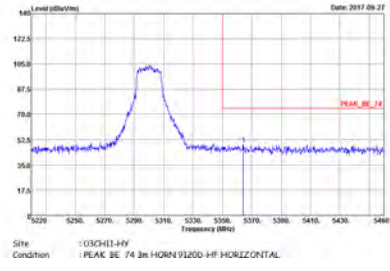



| WIFI | Band 2 5250~5350MHz Band Edge @ 3m | |
|------|---|-------------|
| ANT | 802.11a CH52 5260MHz - R | |
| 1 | Vertical | Fundamental |
| Peak |  | Left blank |
| Avg. |  | Left blank |



| WIFI | Band 2 5250~5350MHz Band Edge @ 3m | |
|------|---|--|
| ANT | 802.11a CH60 5300MHz - L | |
| 1 | Horizontal | Fundamental |
| Peak | <p>Site : 03CHI1-HY Condition : PEAK BE 74 3m HORN 91200 -HF HORIZONTAL</p> | <p>Site : 03CHI1-HY Condition : PEAK 74 3m HORN 91200 -HF HORIZONTAL</p> |
| Avg. | <p>Site : 03CHI1-HY Condition : AVG BE 54 3m HORN 91200 -HF HORIZONTAL</p> | Left blank |



| WIFI | Band 2 5250~5350MHz Band Edge @ 3m | |
|------|---|-------------|
| ANT | 802.11a CH60 5300MHz - R | |
| 1 | Horizontal | Fundamental |
| Peak |  | Left blank |
| Avg. |  | Left blank |



| WIFI | Band 2 5250~5350MHz Band Edge @ 3m | |
|------|--|---|
| ANT | 802.11a CH60 5300MHz - L | |
| 1 | Vertical | Fundamental |
| Peak | <p>Site : 03CHI1-HY Condition : PEAK BE 74 3m HORN 91200-HF VERTICAL</p> | <p>Site : 03CHI1-HY Condition : PEAK 74 3m HORN 91200-HF VERTICAL</p> |
| Avg. | <p>Site : 03CHI1-HY Condition : AVG BE 54 3m HORN 91200-HF VERTICAL</p> | Left blank |



| WIFI | Band 2 5250~5350MHz Band Edge @ 3m | |
|--------------------|------------------------------------|-------------------|
| ANT | 802.11a CH60 5300MHz - R | |
| 1 | Vertical | Fundamental |
| <p>Peak</p> | | <p>Left blank</p> |
| <p>Avg.</p> | | <p>Left blank</p> |



| WIFI | Band 2 5250~5350MHz Band Edge @ 3m | |
|------|--|---|
| ANT | 802.11a CH64 5320MHz | |
| 1 | Horizontal | Fundamental |
| Peak | <p>Site : 03CH11-HY Condition : PEAK BE 74 3m HORN 91200-HF HORIZONTAL</p> | <p>Site : 03CH11-HY Condition : PEAK 74 3m HORN 91200-HF HORIZONTAL</p> |
| Avg. | <p>Site : 03CH11-HY Condition : AVG BE 54 3m HORN 91200-HF HORIZONTAL</p> | Left blank |



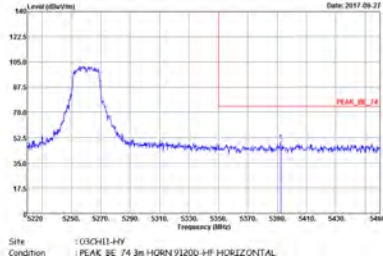
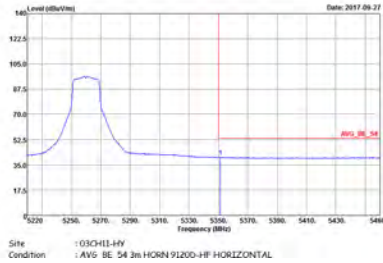
| WIFI | Band 2 5250~5350MHz Band Edge @ 3m | |
|------|--|---|
| ANT | 802.11a CH64 5320MHz | |
| 1 | Vertical | Fundamental |
| Peak | <p>Site : 03CH11-HY Condition : PEAK BE 74 3m HORN 91200-HF VERTICAL</p> | <p>Site : 03CH11-HY Condition : PEAK 74 3m HORN 91200-HF VERTICAL</p> |
| Avg. | <p>Site : 03CH11-HY Condition : AVG BE 54 3m HORN 91200-HF VERTICAL</p> | Left blank |



Band 2 5250~5350MHz
WIFI 802.11ac VHT20 (Band Edge @ 3m)

| WIFI | Band 2 5250~5350MHz Band Edge @ 3m | |
|-------------|------------------------------------|-------------|
| ANT | 802.11ac VHT20 CH52 5260MHz - L | |
| 1 | Horizontal | Fundamental |
| Peak | | |
| Avg. | | Left blank |



| WIFI | Band 2 5250~5350MHz Band Edge @ 3m | |
|--------------------|---|-------------------|
| ANT | 802.11ac VHT20 CH52 5260MHz - R | |
| 1 | Horizontal | Fundamental |
| <p>Peak</p> |  | <p>Left blank</p> |
| <p>Avg.</p> |  | <p>Left blank</p> |

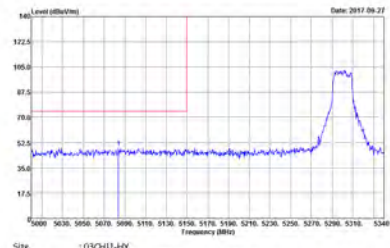
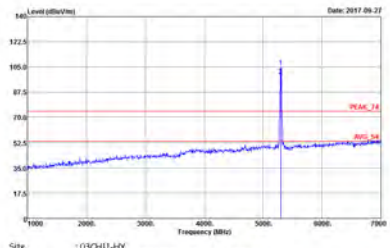
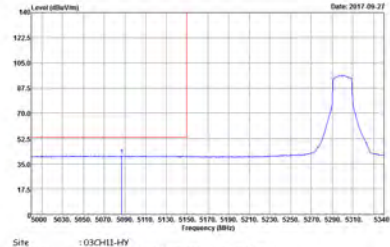


| WIFI | Band 2 5250~5350MHz Band Edge @ 3m | |
|------|--|---|
| ANT | 802.11ac VHT20 CH52 5260MHz - L | |
| 1 | Vertical | Fundamental |
| Peak | <p>Site : 03CHI1-HY Condition : PEAK BE 74 3m HORN 91200-HF VERTICAL</p> | <p>Site : 03CHI1-HY Condition : PEAK 74 3m HORN 91200-HF VERTICAL</p> |
| Avg. | <p>Site : 03CHI1-HY Condition : AVG BE 54 3m HORN 91200-HF VERTICAL</p> | Left blank |



| WIFI | Band 2 5250~5350MHz Band Edge @ 3m | |
|------|------------------------------------|-------------|
| ANT | 802.11ac VHT20 CH52 5260MHz - R | |
| 1 | Vertical | Fundamental |
| Peak | | Left blank |
| Avg. | | Left blank |



| WIFI | Band 2 5250~5350MHz Band Edge @ 3m | |
|------|---|--|
| ANT | 802.11ac VHT20 CH60 5300MHz - L | |
| 1 | Horizontal | Fundamental |
| Peak |  <p>Site : 03CHI1-HY Condition : PEAK BE 74 3m HORN 91200-HF HORIZONTAL</p> |  <p>Site : 03CHI1-HY Condition : PEAK 74 3m HORN 91200-HF HORIZONTAL</p> |
| Avg. |  <p>Site : 03CHI1-HY Condition : AVG BE 54 3m HORN 91200-HF HORIZONTAL</p> | Left blank |

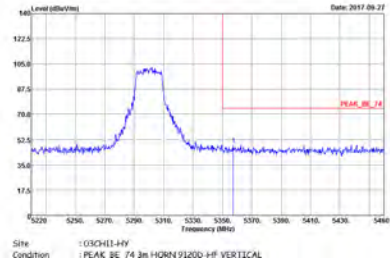
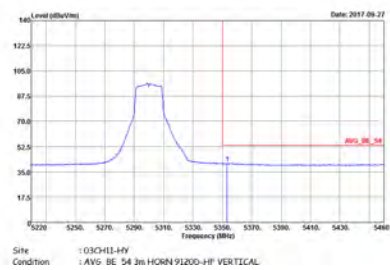


| WIFI | Band 2 5250~5350MHz Band Edge @ 3m | |
|------|------------------------------------|-------------|
| ANT | 802.11ac VHT20 CH60 5300MHz - R | |
| 1 | Horizontal | Fundamental |
| Peak | | Left blank |
| Avg. | | Left blank |

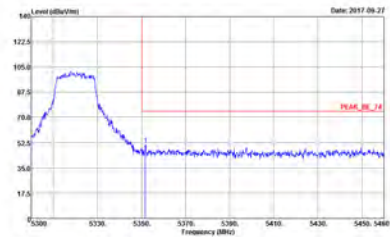
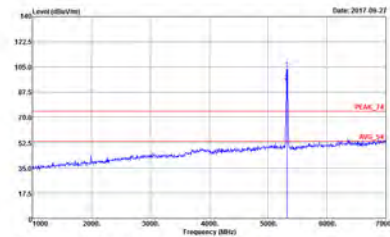
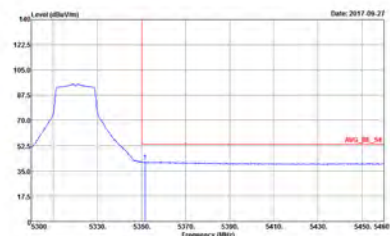


| WIFI | Band 2 5250~5350MHz Band Edge @ 3m | |
|------|---|--|
| ANT | 802.11ac VHT20 CH60 5300MHz - L | |
| 1 | Vertical | Fundamental |
| Peak | <p>Site : 03CHI-HY Condition : PEAK BE 74 3m HORN 91200-HF VERTICAL</p> | <p>Site : 03CHI-HY Condition : PEAK 74 3m HORN 91200-HF VERTICAL</p> |
| Avg. | <p>Site : 03CHI-HY Condition : AVG BE 54 3m HORN 91200-HF VERTICAL</p> | Left blank |



| WIFI | Band 2 5250~5350MHz Band Edge @ 3m | |
|------|---|-------------|
| ANT | 802.11ac VHT20 CH60 5300MHz - R | |
| 1 | Vertical | Fundamental |
| Peak |  | Left blank |
| Avg. |  | Left blank |



| WIFI | Band 2 5250~5350MHz Band Edge @ 3m | |
|------|--|--|
| ANT | 802.11ac VHT20 CH64 5320MHz | |
| 1 | Horizontal | Fundamental |
| Peak |  <p>Site : 03CHI1-HY Condition : PEAK BE: 74 3m HORN 91200-HF HORIZONTAL</p> |  <p>Site : 03CHI1-HY Condition : PEAK 74 3m HORN 91200-HF HORIZONTAL</p> |
| Avg. |  <p>Site : 03CHI1-HY Condition : AVG BE: 54 3m HORN 91200-HF HORIZONTAL</p> | Left blank |



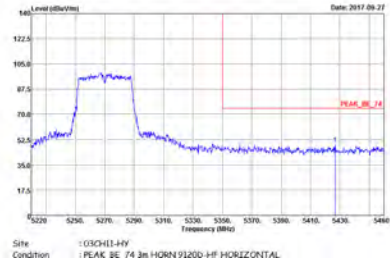
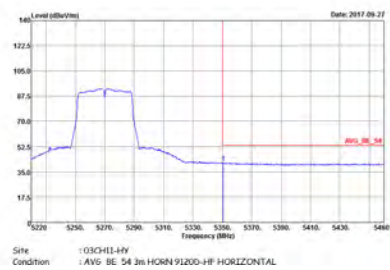
| WIFI | Band 2 5250~5350MHz Band Edge @ 3m | |
|------|--|---|
| ANT | 802.11ac VHT20 CH64 5320MHz | |
| 1 | Vertical | Fundamental |
| Peak | <p>Site : 03CH11-HY Condition : PEAK BE 74 3m HORN 91200-HF VERTICAL</p> | <p>Site : 03CH11-HY Condition : PEAK 74 3m HORN 91200-HF VERTICAL</p> |
| Avg. | <p>Site : 03CH11-HY Condition : AVG BE 54 3m HORN 91200-HF VERTICAL</p> | Left blank |



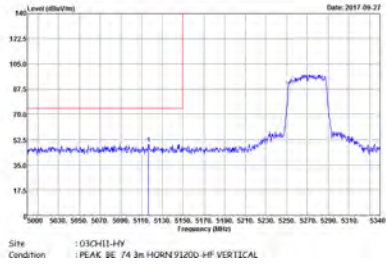
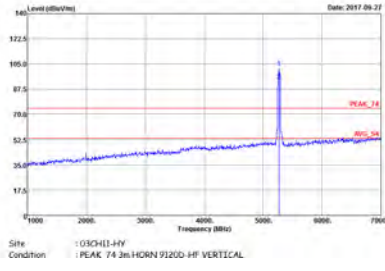
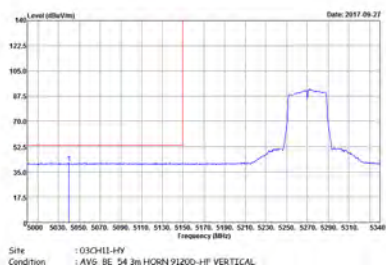
Band 2 5250~5350MHz
WIFI 802.11ac VHT40 (Band Edge @ 3m)

| WIFI | Band 2 5250~5350MHz Band Edge @ 3m | |
|-------------|------------------------------------|-------------|
| ANT | 802.11ac VHT40 CH54 5270 MHz - L | |
| 1 | Horizontal | Fundamental |
| Peak | | |
| Avg. | | Left blank |

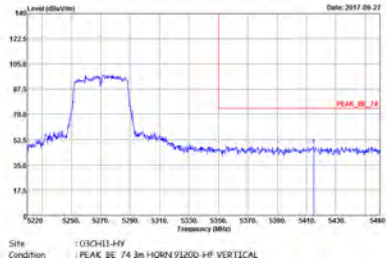
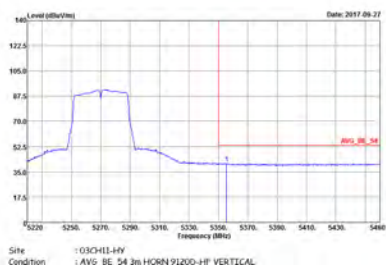


| WIFI | Band 2 5250~5350MHz Band Edge @ 3m | |
|------|---|-------------|
| ANT | 802.11ac VHT40 CH54 5270 MHz - R | |
| 1 | Horizontal | Fundamental |
| Peak |  | Left blank |
| Avg. |  | Left blank |

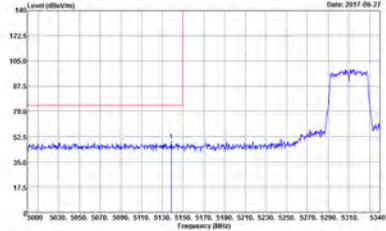
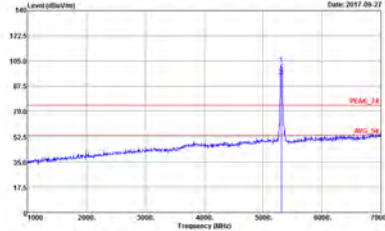
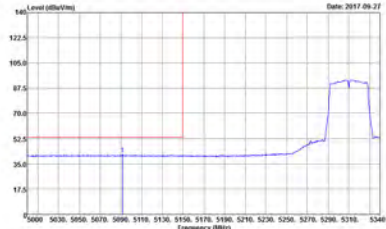


| WIFI | Band 2 5250~5350MHz Band Edge @ 3m | |
|------|---|--|
| ANT | 802.11ac VHT40 CH54 5270 MHz - L | |
| 1 | Vertical | Fundamental |
| Peak |  |  |
| Avg. |  | Left blank |

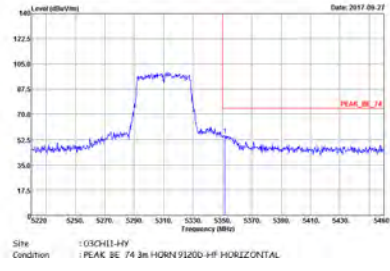



| WIFI | Band 2 5250~5350MHz Band Edge @ 3m | |
|------|---|-------------|
| ANT | 802.11ac VHT40 CH54 5270 MHz - R | |
| 1 | Vertical | Fundamental |
| Peak |  | Left blank |
| Avg. |  | Left blank |

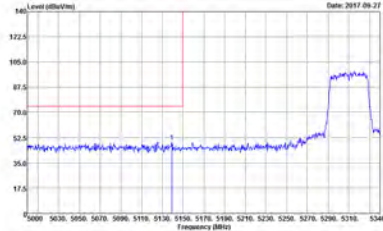
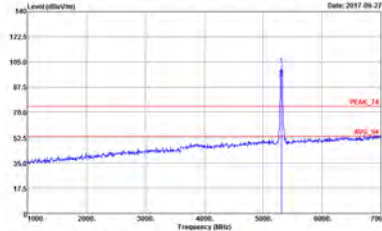
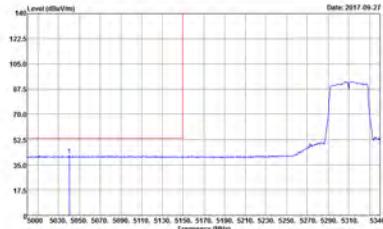


| WIFI | Band 2 5250~5350MHz Band Edge @ 3m | |
|------|---|--|
| ANT | 802.11ac VHT40 CH62 5310 MHz - L | |
| 1 | Horizontal | Fundamental |
| Peak |  <p>Site : 03CH11-HY Condition : PEAK BE 74 3m HORN 91200-HF HORIZONTAL</p> |  <p>Site : 03CH11-HY Condition : PEAK 74 3m HORN 91200-HF HORIZONTAL</p> |
| Avg. |  <p>Site : 03CH11-HY Condition : AVG BE 54 3m HORN 91200-HF HORIZONTAL</p> | Left blank |

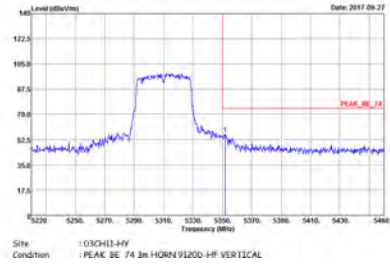



| WIFI | Band 2 5250~5350MHz Band Edge @ 3m | |
|------|---|-------------|
| ANT | 802.11ac VHT40 CH62 5310 MHz - R | |
| 1 | Horizontal | Fundamental |
| Peak |  | Left blank |
| Avg. |  | Left blank |



| WIFI | Band 2 5250~5350MHz Band Edge @ 3m | |
|------|---|--|
| ANT | 802.11ac VHT40 CH62 5310 MHz - L | |
| 1 | Vertical | Fundamental |
| Peak |  <p>Site : 03CHI1-HY Condition : PEAK BE 74 3m HORN 91200-HF VERTICAL</p> |  <p>Site : 03CHI1-HY Condition : PEAK 74 3m HORN 91200-HF VERTICAL</p> |
| Avg. |  <p>Site : 03CHI1-HY Condition : AVG BE 54 3m HORN 91200-HF VERTICAL</p> | Left blank |



| WIFI | Band 2 5250~5350MHz Band Edge @ 3m | |
|------|---|-------------|
| ANT | 802.11ac VHT40 CH62 5310 MHz - R | |
| 1 | Vertical | Fundamental |
| Peak |  | Left blank |
| Avg. |  | Left blank |



Band 2 5250~5350MHz
WIFI 802.11ac VHT80 (Band Edge @ 3m)

Table with 4 columns: WIFI, ANT, Peak, Avg. and 2 main columns for Horizontal and Fundamental plots. Includes spectral analysis graphs and labels like 'Peak', 'Fundamental', 'Avg.', and 'Left blank'.



| WIFI | Band 2 5250~5350MHz Band Edge @ 3m | |
|--------------------|------------------------------------|-------------------|
| ANT | 802.11ac VHT80 CH58 5290MHz - R | |
| 1 | Horizontal | Fundamental |
| <p>Peak</p> | | <p>Left blank</p> |
| <p>Avg.</p> | | <p>Left blank</p> |



| WIFI | Band 2 5250~5350MHz Band Edge @ 3m | |
|------|--|---|
| ANT | 802.11ac VHT80 CH58 5290MHz - L | |
| 1 | Vertical | Fundamental |
| Peak | <p>Site : 03CHI1-HY Condition : PEAK BE 74 3m HORN 91200-HF VERTICAL</p> | <p>Site : 03CHI1-HY Condition : PEAK 74 3m HORN 91200-HF VERTICAL</p> |
| Avg. | <p>Site : 03CHI1-HY Condition : AVG BE 54 3m HORN 91200-HF VERTICAL</p> | Left blank |



| WIFI | Band 2 5250~5350MHz Band Edge @ 3m | |
|--------------------|------------------------------------|-------------------|
| ANT | 802.11ac VHT80 CH58 5290MHz - R | |
| 1 | Vertical | Fundamental |
| <p>Peak</p> | | <p>Left blank</p> |
| <p>Avg.</p> | | <p>Left blank</p> |



Band 2 - 5250~5350MHz
WIFI 802.11a (Harmonic @ 3m)

| WIFI | Band 2 5250~5350MHz Harmonic @ 3m | |
|-----------|---|---|
| ANT | 802.11a CH52 5260MHz | |
| 1 | Horizontal | Vertical |
| Peak Avg. | <p>Site : 03CH11-4F Condition : PEAK 74 3m HORN 9120D -HF HORIZONTAL</p> | <p>Site : 03CH11-4F Condition : PEAK 74 3m HORN 9120D -HF VERTICAL</p> |



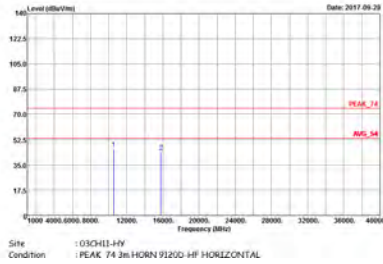
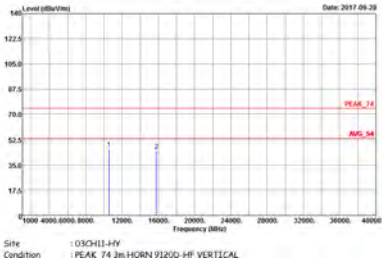
| | | |
|--------------|---|---|
| WIFI | Band 2 5250~5350MHz Harmonic @ 3m | |
| ANT | 802.11a CH60 5300MHz | |
| 1 | Horizontal | Vertical |
| Peak Avg. | <p>Site : 03SCH11-4F Condition : PEAK 74 3m.HORN 91200 -HF HORIZONTAL</p> | <p>Site : 03SCH11-4F Condition : PEAK 74 3m.HORN 91200 -HF VERTICAL</p> |



| | | |
|--------------|-----------------------------------|----------|
| WIFI | Band 2 5250~5350MHz Harmonic @ 3m | |
| ANT | 802.11a CH64 5320MHz | |
| 1 | Horizontal | Vertical |
| Peak Avg. | | |



Band 2 5250~5350MHz
WIFI 802.11ac VHT20 (Harmonic @ 3m)

| | | |
|-----------|---|--|
| WIFI | Band 2 5250~5350MHz Harmonic @ 3m | |
| ANT | 802.11ac VHT20 CH52 5260MHz | |
| 1 | Horizontal | Vertical |
| Peak Avg. |  |  |



| WIFI | Band 2 5250~5350MHz Harmonic @ 3m | |
|--------------|---|---|
| ANT | 802.11ac VHT20 CH60 5300MHz | |
| 1 | Horizontal | Vertical |
| Peak Avg. | <p>Site : 03SCH11-4F Condition : PEAK 74 3m.HORN 91200 -HF HORIZONTAL</p> | <p>Site : 03SCH11-4F Condition : PEAK 74 3m.HORN 91200 -HF VERTICAL</p> |



| WIFI | Band 2 5250~5350MHz Harmonic @ 3m | |
|--------------|--|--|
| ANT | 802.11ac VHT20 CH64 5320MHz | |
| 1 | Horizontal | Vertical |
| Peak Avg. | <p>Horizontal spectrum plot showing Level (dBuV/m) vs Frequency (MHz). The plot displays two distinct peaks at approximately 11.5 MHz and 12.5 MHz. The y-axis ranges from 17.5 to 140 dBuV/m, and the x-axis ranges from 1000 to 40000 MHz. Two horizontal red lines indicate limits: PEAK_74 at approximately 70 dBuV/m and AVG_54 at approximately 52.5 dBuV/m. The plot is dated 2017-09-29.</p> <p>Site : 03SCH11-4F Condition : PEAK 74 3m HORN 91200 -HF HORIZONTAL</p> | <p>Vertical spectrum plot showing Level (dBuV/m) vs Frequency (MHz). The plot displays two distinct peaks at approximately 11.5 MHz and 12.5 MHz. The y-axis ranges from 17.5 to 140 dBuV/m, and the x-axis ranges from 1000 to 40000 MHz. Two horizontal red lines indicate limits: PEAK_74 at approximately 70 dBuV/m and AVG_54 at approximately 52.5 dBuV/m. The plot is dated 2017-09-29.</p> <p>Site : 03SCH11-4F Condition : PEAK 74 3m HORN 91200 -HF VERTICAL</p> |



Band 2 5250~5350MHz
WIFI 802.11ac VHT40 (Harmonic @ 3m)

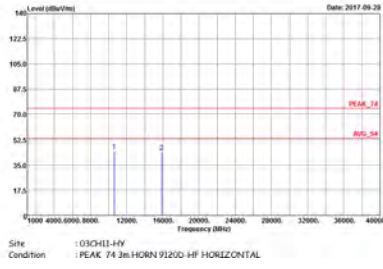
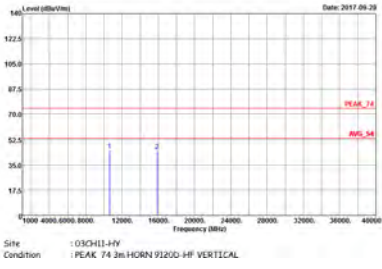
| | | |
|----------------------|--|--|
| WIFI | Band 2 5250~5350MHz Harmonic @ 3m | |
| ANT | 802.11ac VHT40 CH54 5270 | |
| 1 | Horizontal | Vertical |
| Peak Avg. | <p>Site : 03CHI1-HY Condition : PEAK 74 3m HORN 91200-HF HORIZONTAL</p> | <p>Site : 03CHI1-HY Condition : PEAK 74 3m HORN 91200-HF VERTICAL</p> |



| WIFI | Band 2 5250~5350MHz Harmonic @ 3m | |
|--------------|---|---|
| ANT | 802.11ac VHT40 CH62 5310 | |
| 1 | Horizontal | Vertical |
| Peak Avg. | <p>Site : 03SCH11-4F Condition : PEAK 74 3m.HORN 91200 -HF HORIZONTAL</p> | <p>Site : 03SCH11-4F Condition : PEAK 74 3m.HORN 91200 -HF VERTICAL</p> |

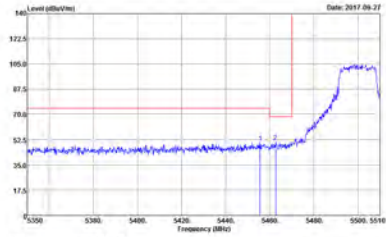
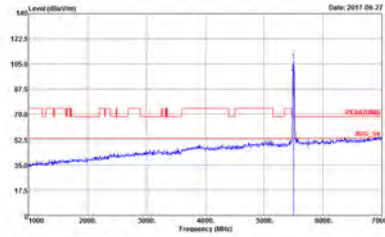
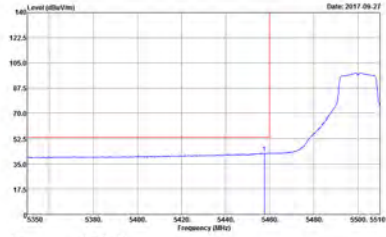


Band 2 5250~5350MHz
WIFI 802.11ac VHT80 (Harmonic @ 3m)

| | | |
|-----------|---|--|
| WIFI | Band 2 5250~5350MHz Harmonic @ 3m | |
| ANT | 802.11ac VHT80 CH58 5290MHz | |
| 1 | Horizontal | Vertical |
| Peak Avg. |  |  |



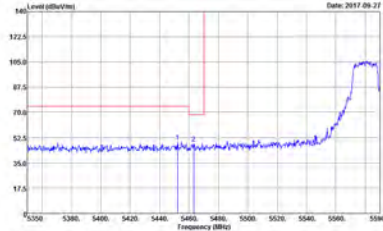
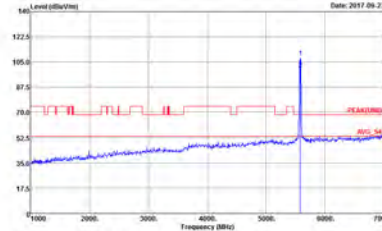
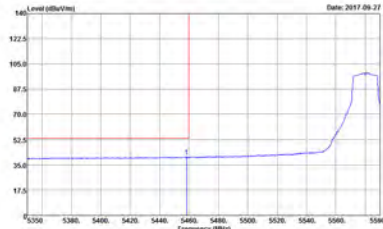
Band 3 - 5470~5725MHz
WIFI 802.11a (Band Edge @ 3m)

| WIFI | Band 3 5470~5725MHz Band Edge @ 3m | |
|------|---|---|
| ANT | 802.11a CH100 5500MHz | |
| 1 | Horizontal | Fundamental |
| Peak |  <p>Site: 03CHI-HY Condition: PEAK BEFUN11 B3 3m HORN 9120D-HF HORIZONTAL</p> |  <p>Site: 03CHI-HY Condition: PEAKFUN11 3m HORN 9120D-HF HORIZONTAL</p> |
| Avg. |  <p>Site: 03CHI-HY Condition: AVG BEFUN11 B3 3m HORN 9120D-HF HORIZONTAL</p> | Left blank |

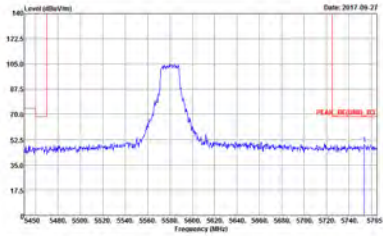


| WIFI | Band 3 5470~5725MHz Band Edge @ 3m | |
|------|--|--|
| ANT | 802.11a CH100 5500MHz | |
| 1 | Vertical | Fundamental |
| Peak | <p>Site : 03CHI1-HY Condition : PEAK BE(FUN1) B3 3m HORN 91200-HF VERTICAL</p> | <p>Site : 03CHI1-HY Condition : PEAK(FUN1) 3m HORN 91200-HF VERTICAL</p> |
| Avg. | <p>Site : 03CHI1-HY Condition : AVG BE(FUN1) B3 3m HORN 91200-HF VERTICAL</p> | Left blank |



| WIFI | Band 3 5470~5725MHz Band Edge @ 3m | |
|------|---|---|
| ANT | 802.11a CH116 5580MHz - L | |
| 1 | Horizontal | Fundamental |
| Peak |  <p>Site : 03CHI1-HY Condition : PEAK BE(FUN1) B3 3m HORN 9120D-HF HORIZONTAL</p> |  <p>Site : 03CHI1-HY Condition : PEAK(FUN1) 3m HORN 9120D-HF HORIZONTAL</p> |
| Avg. |  <p>Site : 03CHI1-HY Condition : AVG BE(FUN1) B3 3m HORN 9120D-HF HORIZONTAL</p> | Left blank |

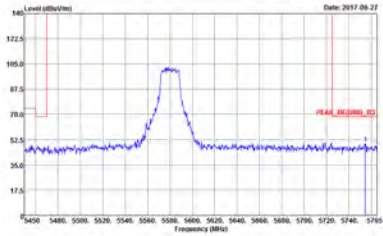


| WIFI | Band 3 5470~5725MHz Band Edge @ 3m | |
|------|---|-------------|
| ANT | 802.11a CH116 5580MHz - R | |
| 1 | Horizontal | Fundamental |
| Peak |  <p>Site : 13SCH11-44Y Condition : PEAK (5580.00) B3 3m HORN 91200-4# HORIZONTAL</p> | Left blank |

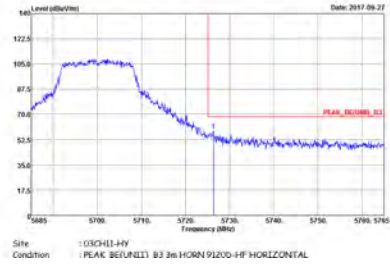
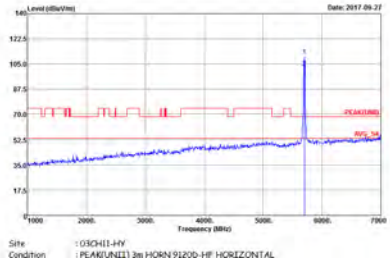


| WIFI | Band 3 5470~5725MHz Band Edge @ 3m | |
|--------------------|--|--|
| ANT | 802.11a CH116 5580MHz - L | |
| 1 | Vertical | Fundamental |
| <p>Peak</p> | <p>Site : 03CH11-4Y Condition : PEAK BE(FUN1) B3 3m HORN 9120D-HF VERTICAL</p> | <p>Site : 03CH11-4Y Condition : PEAK(FUN1) 3m HORN 9120D-HF VERTICAL</p> |
| <p>Avg.</p> | <p>Site : 03CH11-4Y Condition : AVG BE(FUN1) B3 3m HORN 9120D-HF VERTICAL</p> | <p>Left blank</p> |



| WIFI | Band 3 5470~5725MHz Band Edge @ 3m | |
|------|--|-------------|
| ANT | 802.11a CH116 5580MHz - R | |
| 1 | Vertical | Fundamental |
| Peak |  <p>Site : D3CH11-4F Condition : PEAK (5580) B3 3m HORN 91200-4F VERTICAL</p> | Left blank |



| WIFI | Band 3 5470~5725MHz Band Edge @ 3m | |
|------|---|--|
| ANT | 802.11a CH140 5700MHz | |
| 1 | Horizontal | Fundamental |
| Peak |  |  |



| | | |
|------|--|--|
| WIFI | Band 3 5470~5725MHz Band Edge @ 3m | |
| ANT | 802.11a CH140 5700MHz | |
| 1 | Vertical | Fundamental |
| Peak | <p>Site : OSCHIL-4F Condition : PEAK BE(UIN1) B3 3m HORN 91200-4F VERTICAL</p> | <p>Site : OSCHIL-4F Condition : PEAK(UIN1) 3m HORN 91200-4F VERTICAL</p> |



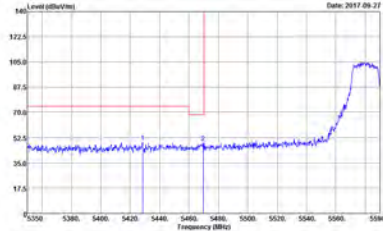
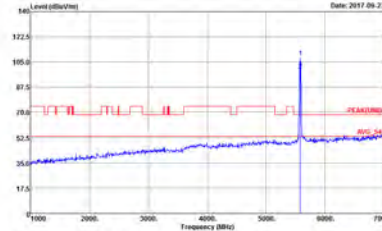
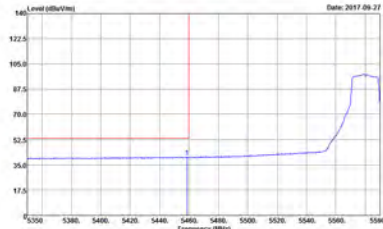
Band 3 5470~5725MHz
WIFI 802.11ac VHT20 (Band Edge @ 3m)

Table with 2 columns (WIFI, ANT) and 2 rows (Peak, Avg.). The 'Peak' row contains two plots: 'Horizontal' and 'Fundamental'. The 'Avg.' row contains one plot: 'Horizontal'. The 'Fundamental' cell in the 'Avg.' row is labeled 'Left blank'.

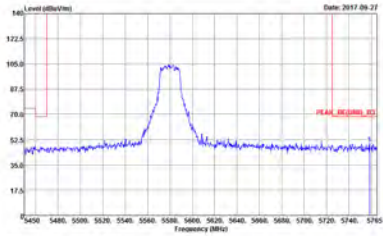


| WIFI | Band 3 5470~5725MHz Band Edge @ 3m | |
|------|--|--|
| ANT | 802.11ac VHT20 CH100 5500MHz | |
| 1 | Vertical | Fundamental |
| Peak | <p>Site : 03CHI1-HY Condition : PEAK BE(FUN1) B3 3m HORN 91200-HF VERTICAL</p> | <p>Site : 03CHI1-HY Condition : PEAK(FUN1) 3m HORN 91200-HF VERTICAL</p> |
| Avg. | <p>Site : 03CHI1-HY Condition : AVG BE(FUN1) B3 3m HORN 91200-HF VERTICAL</p> | Left blank |



| WIFI | Band 3 5470~5725MHz Band Edge @ 3m | |
|------|---|---|
| ANT | 802.11ac VHT20 CH116 5580MHz - L | |
| 1 | Horizontal | Fundamental |
| Peak |  <p>Site : 03CHI1-HY Condition : PEAK BE(FUN1) B3 3m HORN 9120D-HF HORIZONTAL</p> |  <p>Site : 03CHI1-HY Condition : PEAK(FUN1) 3m HORN 9120D-HF HORIZONTAL</p> |
| Avg. |  <p>Site : 03CHI1-HY Condition : AVG BE(FUN1) B3 3m HORN 9120D-HF HORIZONTAL</p> | Left blank |

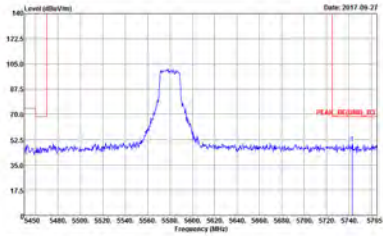


| WIFI | Band 3 5470~5725MHz Band Edge @ 3m | |
|------|--|-------------|
| ANT | 802.11ac VHT20 CH116 5580MHz - R | |
| 1 | Horizontal | Fundamental |
| Peak |  <p>Site : 03CH11-4F Condition : PEAK_BELUNET1 B3 3m HORN 91200-4F HORIZONTAL</p> | Left blank |

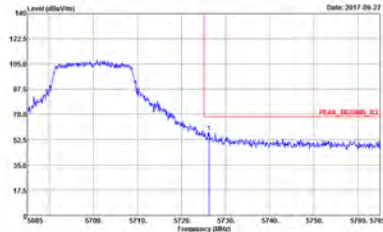
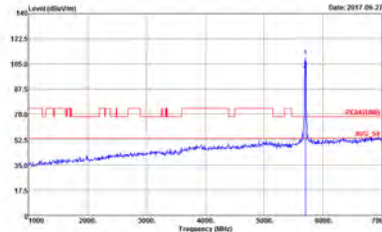


| WIFI | Band 3 5470~5725MHz Band Edge @ 3m | |
|------|------------------------------------|-------------|
| ANT | 802.11ac VHT20 CH116 5580MHz - L | |
| 1 | Vertical | Fundamental |
| Peak | | |
| Avg. | | Left blank |



| WIFI | Band 3 5470~5725MHz Band Edge @ 3m | |
|------|--|-------------|
| ANT | 802.11ac VHT20 CH116 5580MHz - R | |
| 1 | Vertical | Fundamental |
| Peak |  <p>Site : 03CH11-4F Condition : PEAK_BEU(NET) B3 3m HORN 91200-4F VERTICAL</p> | Left blank |



| | | |
|------|---|--|
| WIFI | Band 3 5470~5725MHz Band Edge @ 3m | |
| ANT | 802.11ac VHT20 CH140 5700MHz | |
| 1 | Horizontal | Fundamental |
| Peak |  <p>Site : 03SCH11-4Y Condition : PEAK BE(UIN1) B3 3m HORN 91200-4F HORIZONTAL</p> |  <p>Site : 03SCH11-4Y Condition : PEAK(UIN1) 3m HORN 91200-4F HORIZONTAL</p> |



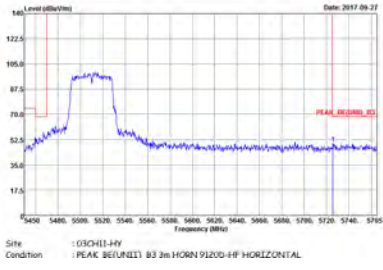
| WIFI | Band 3 5470~5725MHz Band Edge @ 3m | |
|------|--|--|
| ANT | 802.11ac VHT20 CH140 5700MHz | |
| 1 | Vertical | Fundamental |
| Peak | <p>Site : OSCHILLARY Condition : PEAK BE(LINE1) B3 3m HORN 91200-4# VERTICAL</p> | <p>Site : OSCHILLARY Condition : PEAK(LINE1) 3m HORN 91200-4# VERTICAL</p> |



Band 3 5470~5725MHz
WIFI 802.11ac VHT40 (Band Edge @ 3m)

| WIFI | Band 3 5470~5725MHz Band Edge @ 3m | |
|-------------|--|--|
| ANT | 802.11ac VHT40 CH102 5510MHz - L | |
| 1 | Horizontal | Fundamental |
| Peak | <p>Site : 03CHI1-HY Condition : PEAK BE(FUN)E1 83 3m HORN 91200-HP HORIZONTAL</p> | <p>Site : 03CHI1-HY Condition : PEAK(FUN)E1 3m HORN 91200-HP HORIZONTAL</p> |
| Avg. | <p>Site : 03CHI1-HY Condition : AVG BE(FUN)E1 83 3m HORN 91200-HP HORIZONTAL</p> | Left blank |

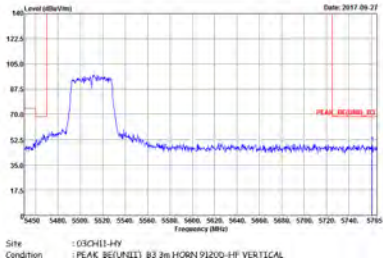


| WIFI | Band 3 5470~5725MHz Band Edge @ 3m | |
|------|---|-------------|
| ANT | 802.11ac VHT40 CH102 5510MHz - R | |
| 1 | Horizontal | Fundamental |
| Peak |  | Left blank |

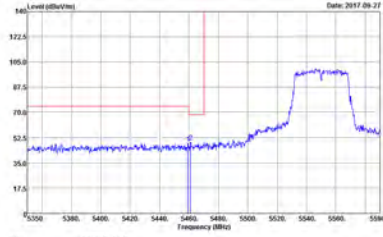
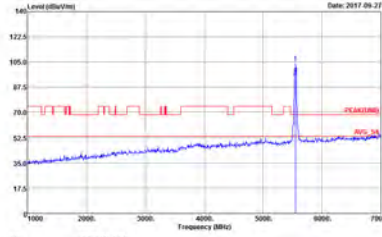
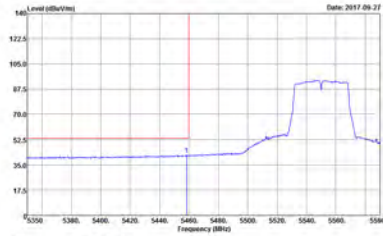


| WIFI | Band 3 5470~5725MHz Band Edge @ 3m | |
|------|--|--|
| ANT | 802.11ac VHT40 CH102 5510MHz - L | |
| 1 | Vertical | Fundamental |
| Peak | <p>Site : 03CHI1-HY Condition : PEAK BE(FUN1) B3 3m HORN 9120D-HF VERTICAL</p> | <p>Site : 03CHI1-HY Condition : PEAK(FUN1) 3m HORN 9120D-HF VERTICAL</p> |
| Avg. | <p>Site : 03CHI1-HY Condition : AVG BE(FUN1) B3 3m HORN 9120D-HF VERTICAL</p> | Left blank |



| WIFI | Band 3 5470~5725MHz Band Edge @ 3m | |
|------|---|-------------|
| ANT | 802.11ac VHT40 CH102 5510MHz - R | |
| 1 | Vertical | Fundamental |
| Peak |  | Left blank |

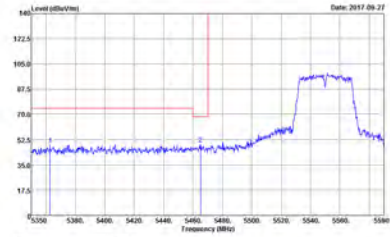
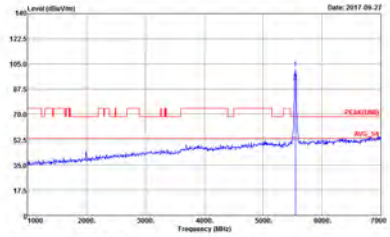
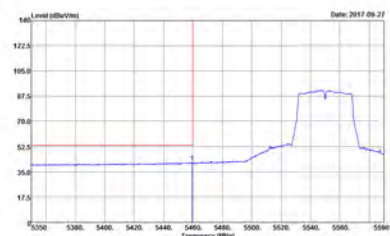


| WIFI | Band 3 5470~5725MHz Band Edge @ 3m | |
|------|---|---|
| ANT | 802.11ac VHT40 CH110 5550MHz - L | |
| 1 | Horizontal | Fundamental |
| Peak |  <p>Site : 03CH11-HY Condition : PEAK BE(FUN1) B3 3m HORN 9120D-HF HORIZONTAL</p> |  <p>Site : 03CH11-HY Condition : PEAK(FUN1) 3m HORN 9120D-HF HORIZONTAL</p> |
| Avg. |  <p>Site : 03CH11-HY Condition : AVG BE(FUN1) B3 3m HORN 9120D-HF HORIZONTAL</p> | Left blank |

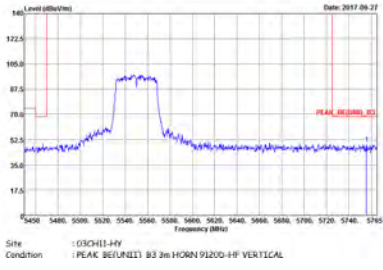


| WIFI | Band 3 5470~5725MHz Band Edge @ 3m | |
|------|---|-------------|
| ANT | 802.11ac VHT40 CH110 5550MHz - R | |
| 1 | Horizontal | Fundamental |
| Peak | <p>Site : D3CH11-4# Condition : PEAK (5550.00) B3 3m HORN 91200-4# HORIZONTAL</p> | Left blank |

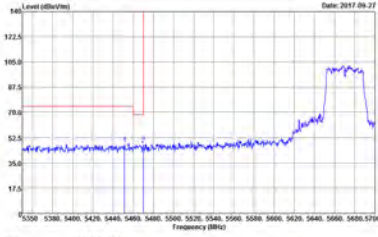
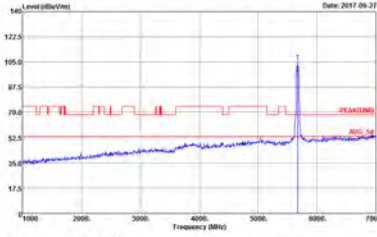
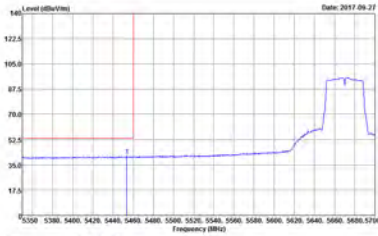


| WIFI | Band 3 5470~5725MHz Band Edge @ 3m | |
|------|---|---|
| ANT | 802.11ac VHT40 CH110 5550MHz - L | |
| 1 | Vertical | Fundamental |
| Peak |  <p>Site : 03CH11-HY Condition : PEAK BE(FUN1) B3 3m HORN 9120D-HF VERTICAL</p> |  <p>Site : 03CH11-HY Condition : PEAK(FUN1) 3m HORN 9120D-HF VERTICAL</p> |
| Avg. |  <p>Site : 03CH11-HY Condition : AVG BE(FUN1) B3 3m HORN 9120D-HF VERTICAL</p> | Left blank |

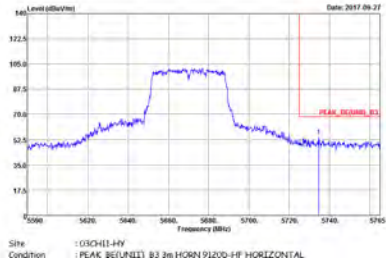


| WIFI | Band 3 5470~5725MHz Band Edge @ 3m | |
|------|---|-------------|
| ANT | 802.11ac VHT40 CH110 5550MHz - R | |
| 1 | Vertical | Fundamental |
| Peak |  | Left blank |

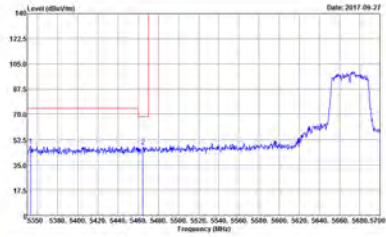
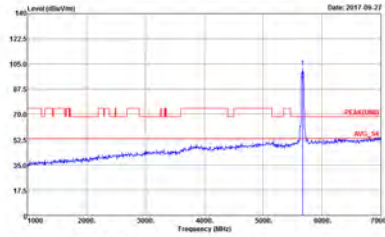
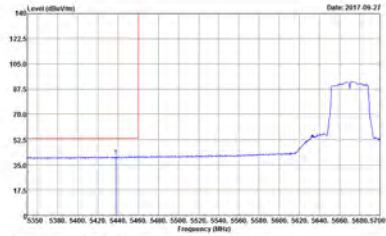


| WIFI | Band 3 5470~5725MHz Band Edge @ 3m | |
|------|---|---|
| ANT | 802.11ac VHT40 CH134 5670MHz - L | |
| 1 | Horizontal | Fundamental |
| Peak |  <p>Site : 03CHI1-HY Condition : PEAK BE(FUN1) B3 3m HORN 91200-HF HORIZONTAL</p> |  <p>Site : 03CHI1-HY Condition : PEAK(FUN1) 3m HORN 91200-HF HORIZONTAL</p> |
| Avg. |  <p>Site : 03CHI1-HY Condition : AVG BE(FUN1) B3 3m HORN 91200-HF HORIZONTAL</p> | Left blank |



| WIFI | Band 3 5470~5725MHz Band Edge @ 3m | |
|------|---|-------------|
| ANT | 802.11ac VHT40 CH134 5670MHz - R | |
| 1 | Horizontal | Fundamental |
| Peak |  <p>Site : DSCHEIL-4-FY Condition : PEAK (5670.00) B3 3m HORN 91200-4-F HORIZONTAL</p> | Left blank |



| WIFI | Band 3 5470~5725MHz Band Edge @ 3m | |
|------|--|---|
| ANT | 802.11ac VHT40 CH134 5670MHz - L | |
| 1 | Vertical | Fundamental |
| Peak |  <p>Site : 03CHI1-4Y Condition : PEAK BE(U)N(E)I 3m HORN 91200-HF VERTICAL</p> |  <p>Site : 03CHI1-4Y Condition : PEAK(U)N(E)I 3m HORN 91200-HF VERTICAL</p> |
| Avg. |  <p>Site : 03CHI1-4Y Condition : AVG BE(U)N(E)I 3m HORN 91200-HF VERTICAL</p> | Left blank |



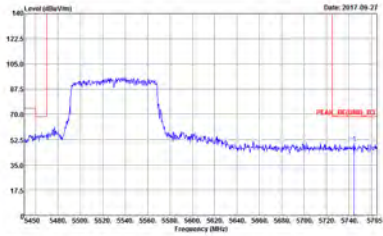
| WIFI | Band 3 5470~5725MHz Band Edge @ 3m | |
|------|--|-------------|
| ANT | 802.11ac VHT40 CH134 5670MHz - R | |
| 1 | Vertical | Fundamental |
| Peak | <p>Site : OSCHN1-4-F Condition : PEAK (5670.00) B3 3m HORN 91200-4F VERTICAL</p> | Left blank |



**Band 3 5470~5725MHz
WIFI 802.11ac VHT80 (Band Edge @ 3m)**

| WIFI | Band 3 5470~5725MHz Band Edge @ 3m | |
|-------------|--|--|
| ANT | 802.11ac VHT80 CH106 5530MHz - L | |
| 1 | Horizontal | Fundamental |
| Peak | <p>Site : 03CHI1-HY Condition : PEAK BE(FUNEE1) B3 3m HORN 91200-HF HORIZONTAL</p> | <p>Site : 03CHI1-HY Condition : PEAK(FUNEE1) 3m HORN 91200-HF HORIZONTAL</p> |
| Avg. | <p>Site : 03CHI1-HY Condition : AVG BE(FUNEE1) B3 3m HORN 91200-HF HORIZONTAL</p> | Left blank |

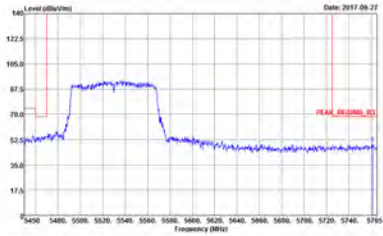


| | | |
|------|--|-------------|
| WIFI | Band 3 5470~5725MHz Band Edge @ 3m | |
| ANT | 802.11ac VHT80 CH106 5530MHz - R | |
| 1 | Horizontal | Fundamental |
| Peak |  <p>Site : 13SCH11-4F Condition : PEAK (DCURR) B3 3m HORN 91200-4F HORIZONTAL</p> | Left blank |

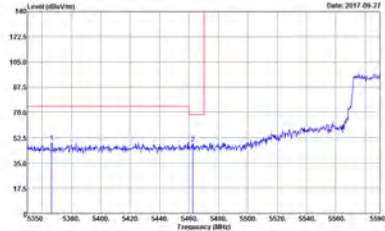
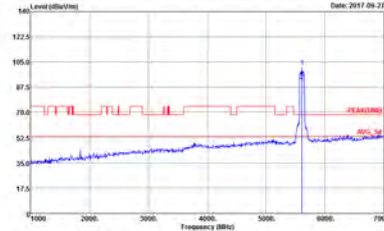
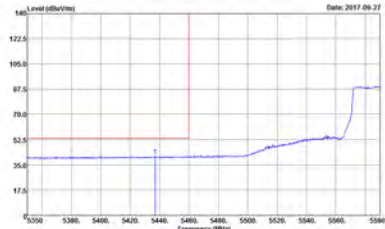


| WIFI | Band 3 5470~5725MHz Band Edge @ 3m | |
|------|--|--|
| ANT | 802.11ac VHT80 CH106 5530MHz - L | |
| 1 | Vertical | Fundamental |
| Peak | <p>Site : 03CHI1-HY Condition : PEAK BE(FUN)1 B3 3m HORN 9120D-HF VERTICAL</p> | <p>Site : 03CHI1-HY Condition : PEAK(FUN)1 3m HORN 9120D-HF VERTICAL</p> |
| Avg. | <p>Site : 03CHI1-HY Condition : AVG BE(FUN)1 B3 3m HORN 9120D-HF VERTICAL</p> | Left blank |

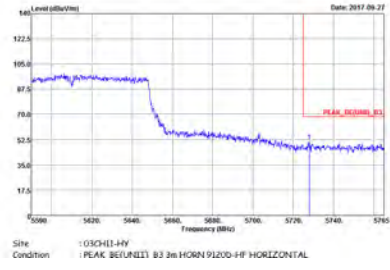


| WIFI | Band 3 5470~5725MHz Band Edge @ 3m | |
|------|---|-------------|
| ANT | 802.11ac VHT80 CH106 5530MHz - R | |
| 1 | Vertical | Fundamental |
| Peak |  <p>Site : DISCH11-4F Condition : PEAK (BE:LINE1) B3 3m HORN 91200-4F VERTICAL</p> | Left blank |

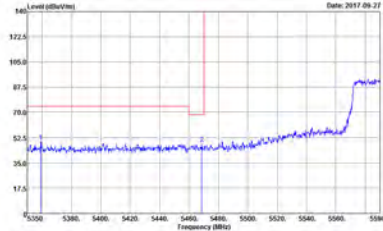
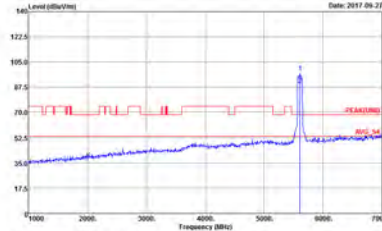
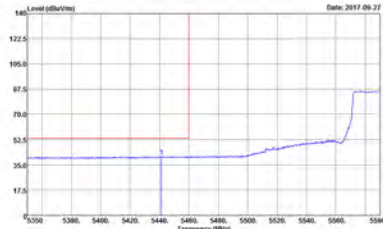


| WIFI | Band 3 5470~5725MHz Band Edge @ 3m | |
|------|---|---|
| ANT | 802.11ac VHT80 CH122 5610MHz - L | |
| 1 | Horizontal | Fundamental |
| Peak |  <p>Site : 03CH11-HY Condition : PEAK BE(FUN1) B3 3m HORN 91200-HF HORIZONTAL</p> |  <p>Site : 03CH11-HY Condition : PEAK(FUN1) 3m HORN 91200-HF HORIZONTAL</p> |
| Avg. |  <p>Site : 03CH11-HY Condition : AVG BE(FUN1) B3 3m HORN 91200-HF HORIZONTAL</p> | Left blank |

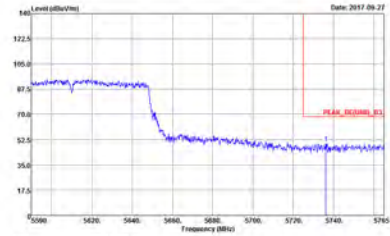


| WIFI | Band 3 5470~5725MHz Band Edge @ 3m | |
|------|---|-------------|
| ANT | 802.11ac VHT80 CH122 5610MHz - R | |
| 1 | Horizontal | Fundamental |
| Peak |  | Left blank |



| WIFI | Band 3 5470~5725MHz Band Edge @ 3m | |
|------|---|---|
| ANT | 802.11ac VHT80 CH122 5610MHz - L | |
| 1 | Vertical | Fundamental |
| Peak |  <p>Site : 03CH11-HY Condition : PEAK BE(FUN)1 B3 3m HORN 91200-HF VERTICAL</p> |  <p>Site : 03CH11-HY Condition : PEAK(FUN)1 3m HORN 91200-HF VERTICAL</p> |
| Avg. |  <p>Site : 03CH11-HY Condition : AVG BE(FUN)1 B3 3m HORN 91200-HF VERTICAL</p> | Left blank |



| WIFI | Band 3 5470~5725MHz Band Edge @ 3m | |
|------|---|-------------|
| ANT | 802.11ac VHT80 CH122 5610MHz - R | |
| 1 | Vertical | Fundamental |
| Peak |  <p>Site : OSCHILLARY Condition : PEAK (EXCISE) B3 3m HORN 91200-4# VERTICAL</p> | Left blank |



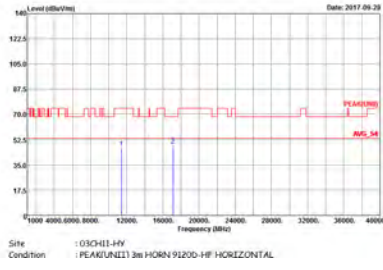
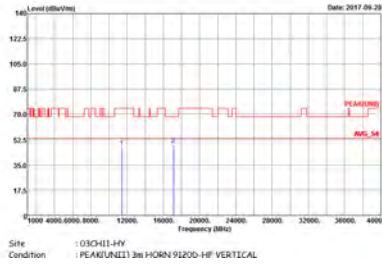
Band 3 - 5470~5725MHz
WIFI 802.11a (Harmonic @ 3m)

| WIFI | Band 3 5470~5725MHz Harmonic @ 3m | |
|--------------|---|---|
| ANT | 802.11a CH100 5500MHz | |
| 1 | Horizontal | Vertical |
| Peak Avg. | <p>Site: 03CHEL-HF Condition: PEAK(AVG) 3m HORN 91200-HF HORIZONTAL</p> | <p>Site: 03CHEL-HF Condition: PEAK(AVG) 3m HORN 91200-HF VERTICAL</p> |



| | | |
|--------------|--|--|
| WIFI | Band 3 5470~5725MHz Harmonic @ 3m | |
| ANT | 802.11a CH116 5580MHz | |
| 1 | Horizontal | Vertical |
| Peak Avg. | <p>Site : 03SCH11-4F Condition : PEAK(AVG) 3m HORN 9120D-HF HORIZONTAL</p> | <p>Site : 03SCH11-4F Condition : PEAK(AVG) 3m HORN 9120D-HF VERTICAL</p> |



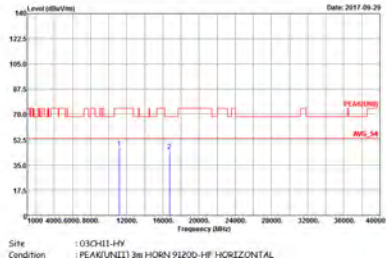
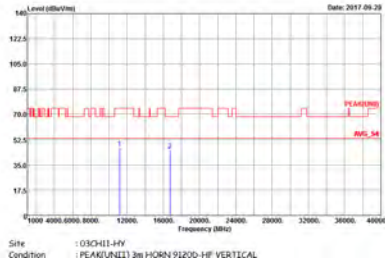
| WIFI | Band 3 5470~5725MHz Harmonic @ 3m | |
|--------------|---|--|
| ANT | 802.11a CH140 5700MHz | |
| 1 | Horizontal | Vertical |
| Peak Avg. |  |  |



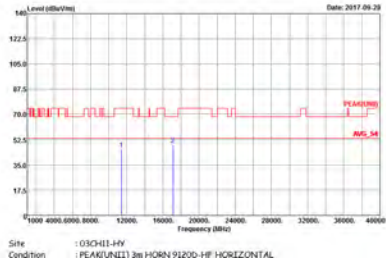
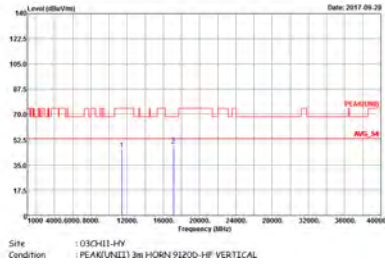
Band 3 5470~5725MHz
WIFI 802.11ac VHT20 (Harmonic @ 3m)

Table with 3 columns: WIFI, ANT, and measurement results for Horizontal and Vertical orientations. Includes two spectral plots showing Level (dBm/5MHz) vs Frequency (MHz) with peak markers and site/condition details.



| WIFI | Band 3 5470~5725MHz Harmonic @ 3m | |
|--------------|---|--|
| ANT | 802.11ac VHT20 CH116 5580MHz | |
| 1 | Horizontal | Vertical |
| Peak Avg. |  |  |



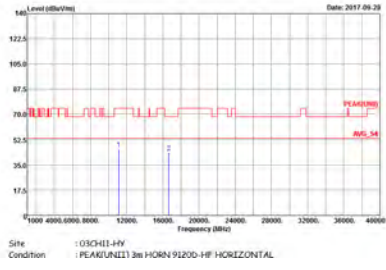
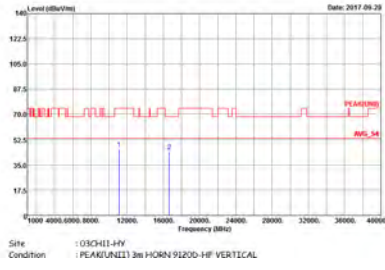
| | | |
|--------------|---|--|
| WIFI | Band 3 5470~5725MHz Harmonic @ 3m | |
| ANT | 802.11ac VHT20 CH140 5700MHz | |
| 1 | Horizontal | Vertical |
| Peak Avg. |  |  |



Band 3 5470~5725MHz
WIFI 802.11ac VHT40 (Harmonic @ 3m)

| | | |
|----------------------|--|--|
| WIFI | Band 3 5470~5725MHz Harmonic @ 3m | |
| ANT | 802.11ac VHT40 CH102 5510MHz | |
| 1 | Horizontal | Vertical |
| Peak Avg. | <p>Site : 03CH11-HY Condition : PEAK(AVG) 3m HORN 91200-HF HORIZONTAL</p> | <p>Site : 03CH11-HY Condition : PEAK(AVG) 3m HORN 91200-HF VERTICAL</p> |



| | | |
|--------------|---|--|
| WIFI | Band 3 5470~5725MHz Harmonic @ 3m | |
| ANT | 802.11ac VHT40 CH110 5550MHz | |
| 1 | Horizontal | Vertical |
| Peak Avg. |  |  |



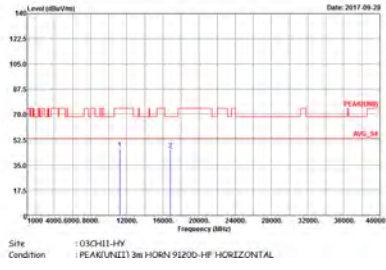
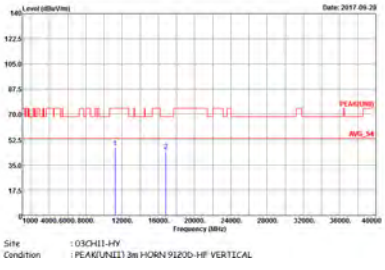
| WIFI | Band 3 5470~5725MHz Harmonic @ 3m | |
|--------------|--|--|
| ANT | 802.11ac VHT40 CH134 5670MHz | |
| 1 | Horizontal | Vertical |
| Peak Avg. | <p>Site : 03SCH11-4F Condition : PEAK(UIN11) 3m HORN 9120D-HF HORIZONTAL</p> | <p>Site : 03SCH11-4F Condition : PEAK(UIN11) 3m HORN 9120D-HF VERTICAL</p> |



Band 3 5470~5725MHz
WIFI 802.11ac VHT80 (Harmonic @ 3m)

Table with 3 columns: WIFI, ANT, and measurement results for Horizontal and Vertical orientations. Includes two spectral plots showing Level (dBm/5MHz) vs Frequency (MHz) with peak and average values.



| WIFI | Band 3 5470~5725MHz Harmonic @ 3m | |
|--------------|---|--|
| ANT | 802.11ac VHT80 CH122 5610MHz | |
| 1 | Horizontal | Vertical |
| Peak Avg. |  |  |

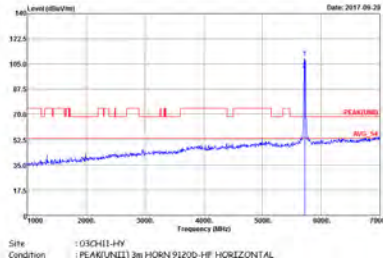
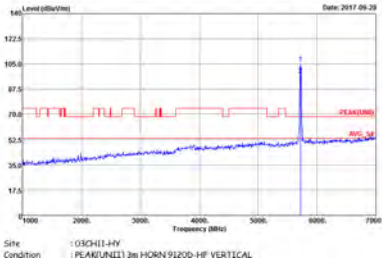


Band 3 - Straddle Channel
WIFI 802.11a (Fundamental @ 3m)

| WIFI | Band 3 Straddle Channel Fundamental @ 3m | |
|--------------|---|---|
| ANT | 802.11a CH144 5720MHz | |
| 1 | Horizontal | Vertical |
| Peak Avg. | <p>Site: OSCILL-4F Condition: PEAK(LINE1) 3m HORN 9120D-HF HORIZONTAL</p> | <p>Site: OSCILL-4F Condition: PEAK(LINE1) 3m HORN 9120D-HF VERTICAL</p> |



Band 3 – Straddle Channel
WIFI 802.11ac VHT20 (Fundamental @ 3m)

| WIFI | Band 3 Straddle Channel Fundamental @ 3m | |
|-----------|--|---|
| ANT | 802.11ac VHT20 CH144 5720MHz | |
| 1 | Horizontal | Vertical |
| Peak Avg. |  <p>Site: 03CH11-HY Condition: PEAK(AVG)1 3m HORN 9120D-HF HORIZONTAL</p> |  <p>Site: 03CH11-HY Condition: PEAK(AVG)1 3m HORN 9120D-HF VERTICAL</p> |

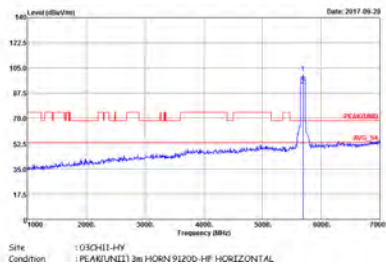
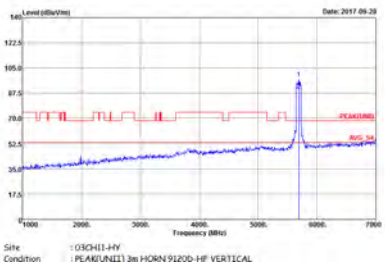


Band 3 – Straddle Channel
WIFI 802.11ac VHT40 (Fundamental @ 3m)

| | | |
|------------------|--|--|
| WIFI | Band 3 Straddle Channel Fundamental @ 3m | |
| ANT | 802.11ac VHT40 CH142 5710MHz | |
| 1 | Horizontal | Vertical |
| Peak Avg. | <p>Site : 03CH11-HY Condition : PEAK(AVG) 1 PEAK(AVG) 3m HORN 9120D-HF HORIZONTAL</p> | <p>Site : 03CH11-HY Condition : PEAK(AVG) 1 PEAK(AVG) 3m HORN 9120D-HF VERTICAL</p> |



Band 3 – Straddle Channel
WIFI 802.11ac VHT80 (Fundamental @ 3m)

| WIFI | Band 3 Straddle Channel Fundamental @ 3m | |
|--------------|---|--|
| ANT | 802.11ac VHT80 CH138 5690MHz | |
| 1 | Horizontal | Vertical |
| Peak Avg. |  <p>Site: 03CH11-HY Condition: PEAKUN111 3m HORN 9120D-HF HORIZONTAL</p> |  <p>Site: 03CH11-HY Condition: PEAKUN111 3m HORN 9120D-HF VERTICAL</p> |

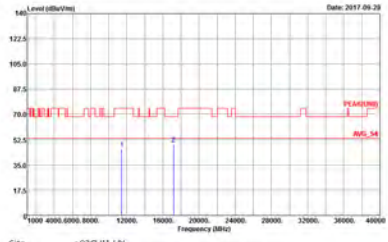
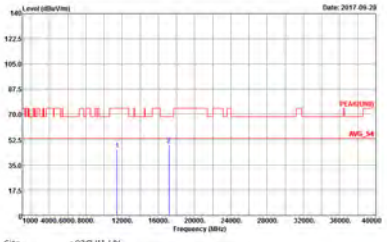


Band 3 - Straddle Channel
WIFI 802.11a (Harmonic @ 3m)

| WIFI | Band 3 Straddle Channel Harmonic @ 3m | |
|--------------|---|---|
| ANT | 802.11a CH144 5720MHz | |
| 1 | Horizontal | Vertical |
| Peak Avg. | <p>Site : 03CH11-4F Condition : PEAK(AVG) 3m HORN 91200-HF HORIZONTAL</p> | <p>Site : 03CH11-4F Condition : PEAK(AVG) 3m HORN 91200-HF VERTICAL</p> |



Band 3 – Straddle Channel
WIFI 802.11ac VHT20 (Harmonic @ 3m)

| WIFI | Band 3 Straddle Channel Harmonic @ 3m | |
|-----------|--|---|
| ANT | 802.11ac VHT20 CH144 5720MHz | |
| 1 | Horizontal | Vertical |
| Peak Avg. |  <p>Site : 03CH11-HY Condition : PEAK1000 3m HORN 91200-HF HORIZONTAL</p> |  <p>Site : 03CH11-HY Condition : PEAK1000 3m HORN 91200-HF VERTICAL</p> |



Band 3 – Straddle Channel
WIFI 802.11ac VHT40 (Harmonic @ 3m)

| | | |
|-----------|---|---|
| WIFI | Band 3 Straddle Channel Harmonic @ 3m | |
| ANT | 802.11ac VHT40 CH142 5710MHz | |
| 1 | Horizontal | Vertical |
| Peak Avg. | <p>Site : 03CHI1-HY Condition : PEAKUNEE1 3m HORN 91200-HF HORIZONTAL</p> | <p>Site : 03CHI1-HY Condition : PEAKUNEE1 3m HORN 91200-HF VERTICAL</p> |



Band 3 – Straddle Channel
WIFI 802.11ac VHT80 (Harmonic @ 3m)

| WIFI | Band 3 Straddle Channel Harmonic @ 3m | |
|-----------|---|---|
| ANT | 802.11ac VHT80 CH138 5690MHz | |
| 1 | Horizontal | Vertical |
| Peak Avg. | <p>Site : 03CHI1-HY Condition : PEAK(AVG) 3m HORN 91200-HF HORIZONTAL</p> | <p>Site : 03CHI1-HY Condition : PEAK(AVG) 3m HORN 91200-HF VERTICAL</p> |



Emission below 1GHz
5GHz WIFI 802.11ac VHT40 (LF)

| WIFI | 5GHz WIFI | |
|-----------|-------------------|----------|
| ANT | 802.11ac VHT40 LF | |
| 1 | Horizontal | Vertical |
| QP / Peak | | |

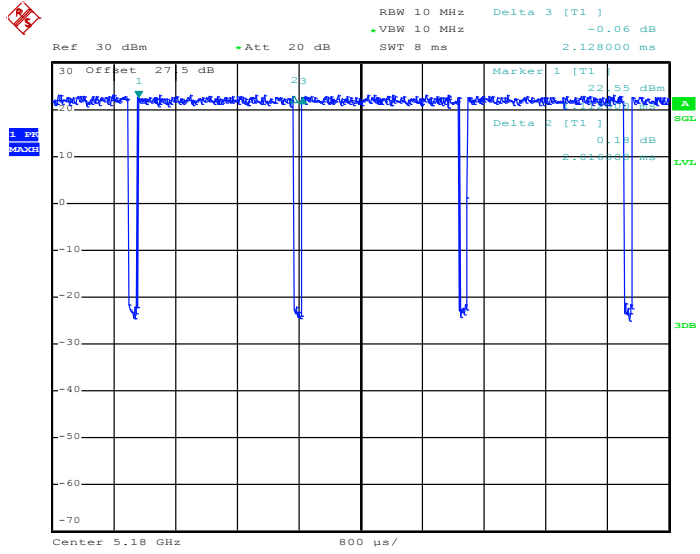


Appendix E. Duty Cycle Plots

| Band | Duty Cycle(%) | T(us) | 1/T(kHz) | VBW Setting | Duty Factor(dB) |
|---------------------|---------------|-------|----------|-------------|-----------------|
| 802.11a | 94.74 | 2016 | 0.50 | 1kHz | 0.23 |
| 5GHz 802.11n HT20 | 94.50 | 1890 | 0.53 | 1kHz | 0.25 |
| 5GHz 802.11n HT40 | 91.12 | 924 | 1.08 | 3kHz | 0.40 |
| 5GHz 802.11ac VHT20 | 95.03 | 1910 | 0.52 | 1kHz | 0.22 |
| 5GHz 802.11ac VHT40 | 89.31 | 927 | 1.08 | 3kHz | 0.49 |
| 5GHz 802.11ac VHT80 | 89.87 | 852 | 1.17 | 3kHz | 0.46 |

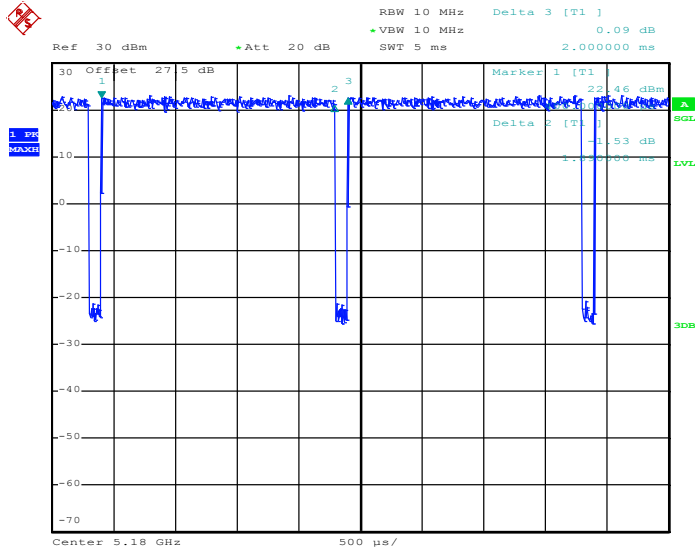


802.11a



Date: 25.SEP.2017 16:56:42

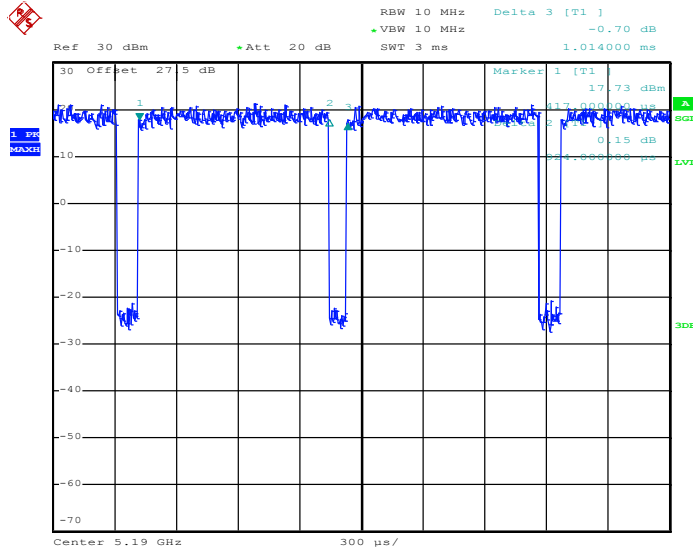
802.11n HT20



Date: 25.SEP.2017 16:57:36

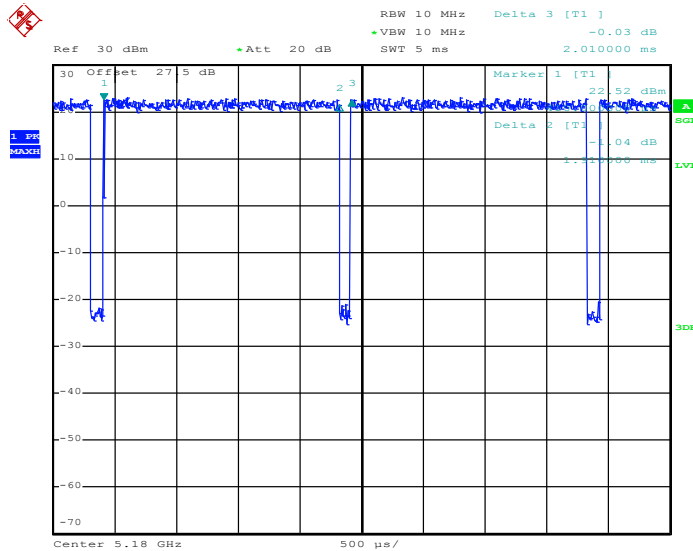


802.11n HT40



Date: 25.SEP.2017 17:01:59

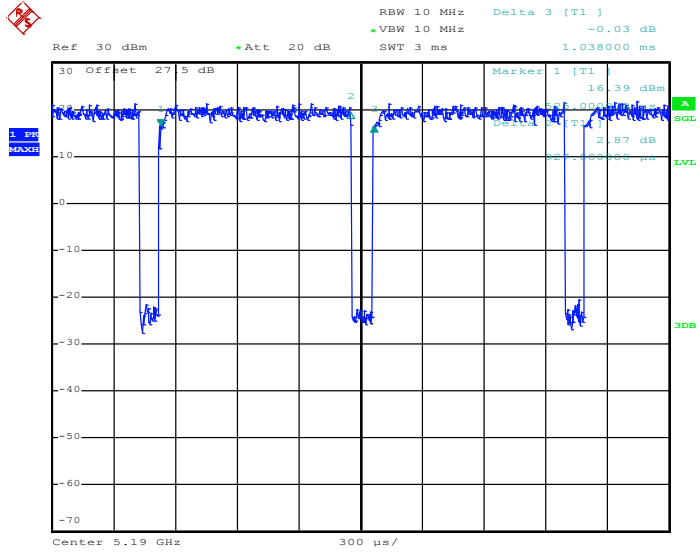
802.11ac VHT20



Date: 25.SEP.2017 17:02:50

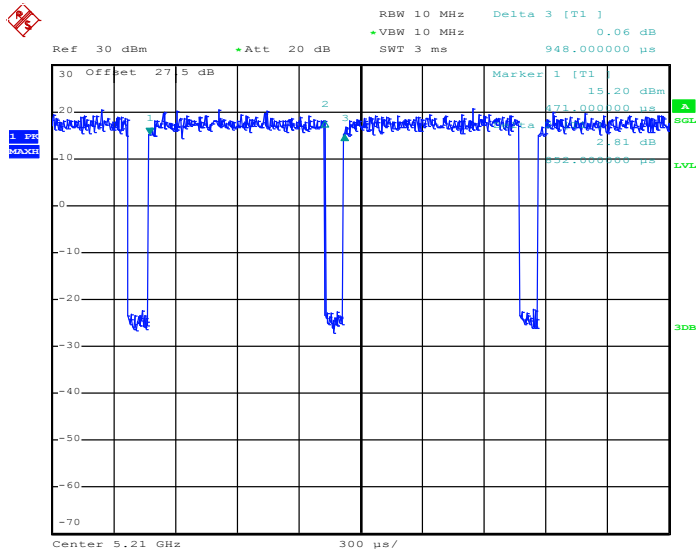


802.11ac VHT40



Date: 25.SEP.2017 17:03:37

802.11ac VHT80



Date: 25.SEP.2017 17:06:32