



## PHOTOGRAPHS OF THE TEST CONFIGURATION

Permissible Exposure (MPE)  
E-Field (Top) (Charging Mode)




E-Field (Bottom) (Charging Mode)




E-Field (Left) (Charging Mode)




E-Field (Right) (Charging Mode)



E-Field (Z-axis) (Charging Mode)




E-Field (Top) (Standby Mode)




E-Field (Bottom) (Standby Mode)




E-Field (Left) (Standby Mode)




E-Field (Right) (Standby Mode)




E-Field (Z-axis) (Standby Mode)




H-Field (Top) (Charging Mode)




H-Field (Bottom) (Charging Mode)




H-Field (Left) (Charging Mode)



H-Field (Right) (Charging Mode)



H-Field (Z-axis) (Charging Mode)




H-Field (Top) (Standby Mode)






H-Field (Bottom) (Standby Mode)



H-Field (Left) (Standby Mode)



H-Field (Right) (Standby Mode)



H-Field (Z-axis) (Standby Mode)

