

PHOTOGRAPHS OF THE TEST CONFIGURATION

Conducted Emission Test

Test Mode A




Conducted Emission Test
Test Mode B



Radiated Emissions 9kHz ~ 30MHz

Test Mode A


Y-plane



Radiated Emissions 9kHz ~ 30MHz

Test Mode A


Z-plane



Radiated Emissions 9kHz ~ 30MHz

Test Mode B


Y-plane



Radiated Emissions 9kHz ~ 30MHz

Test Mode B


Z-plane



Radiated Emissions 30MHz ~ 1GHz

Test Mode A


Y-plane



Radiated Emissions 30MHz ~ 1GHz

Test Mode A


Z-plane



Radiated Emissions 30MHz ~ 1GHz

Test Mode B

Y-plane



Radiated Emissions 30MHz ~ 1GHz

Test Mode B

Z-plane

