


DUT and SAR Set-up Photos

Photograph 1: Overall Dimensions



Photograph 2: Front View of the DUT




Photograph 3: Rear View of the DUT



Setup Photos

Photograph 4: Handset Vertical and Horizontal Reference Lines


Vertical
Center Line




Horizontal
Line

Head Exposure Conditions


Photograph 5: Head, Left Touch, 0 mm




Photograph 6: Head, Left Tilt (15°), 0 mm



Photograph 7: Head, Right Touch, 0 mm




Photograph 8: Head, Right Tilt (15°), 0 mm




Body-Worn Accessory & Hotspot Mode Exposure Conditions

Photograph 9: Body & Hotspot, Rear, 10 mm




Photograph 10: Body & Hotspot, Front, 10 mm



Hotspot Exposure Conditions


Photograph 11: Hotspot, Edge Top, 10 mm




Photograph 12: Hotspot, Edge Right, 10 mm



Photograph 13: Hotspot, Edge Bottom, 10 mm




Photograph 14: Hotspot, Edge Left, 10 mm




Extremity Exposure Conditions


Photograph 15: Extremity, Rear, 0 mm




Photograph 16: Extremity, Front, 0 mm



Photograph 17: Extremity, Edge Top, 0 mm



Photograph 18: Extremity, Edge Bottom, 0 mm



Photograph 19: Extremity, Edge Left, 0 mm



Antenna Dimensions & Separation Distances

