

**APPENDIX E: DUT ANTENNA DIAGRAM & SAR TEST SETUP
PHOTOGRAPHS**

FCC ID: PY7-76056F	SAR EVALUATION REPORT	Approved by: Technical Manager
DUT Type: Portable Handset		APPENDIX E: Page 1 of 14

Note: Exact antenna dimensions and separation distances are shown in the Technical Descriptions in the FCC Filing.

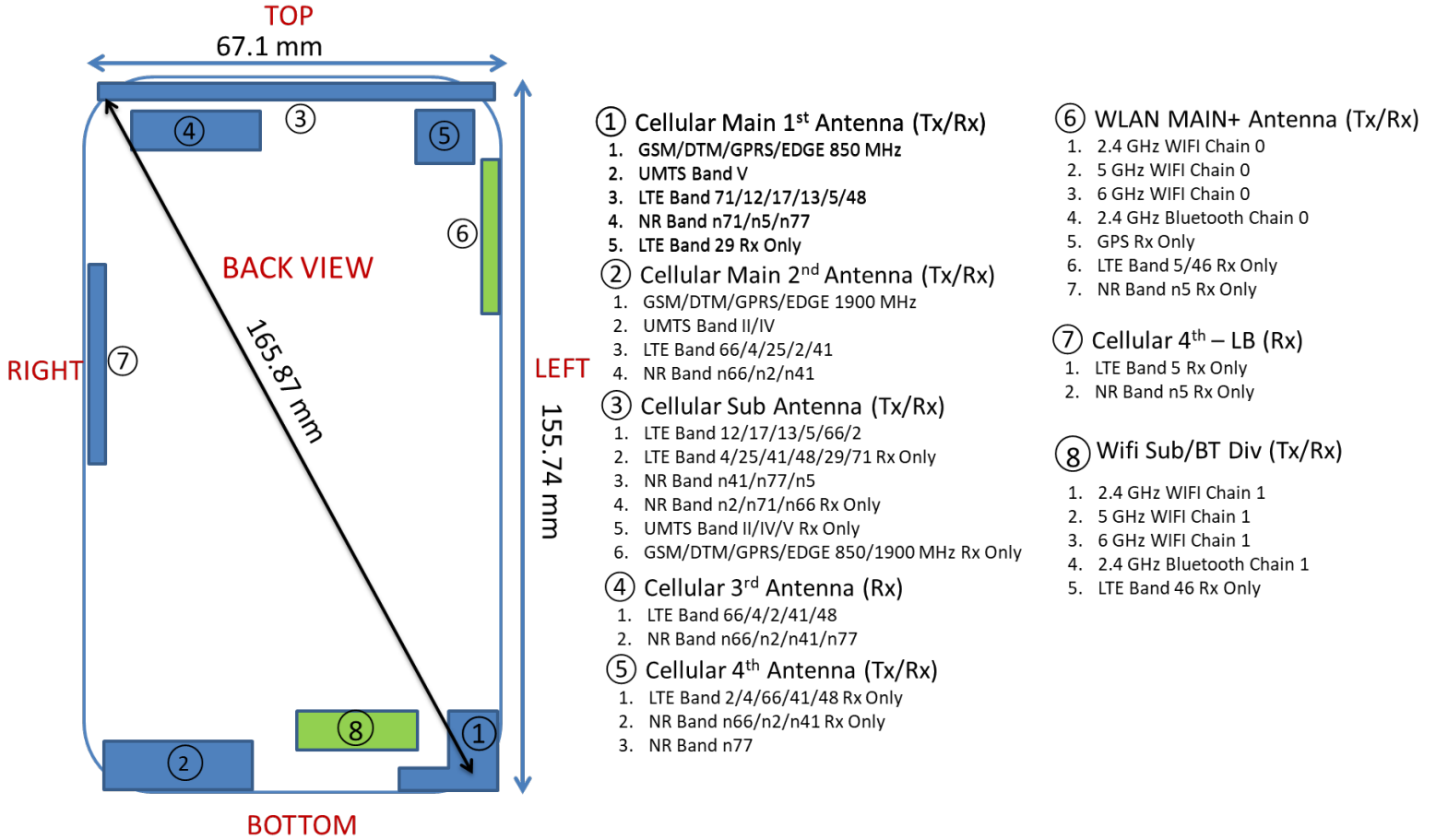


Figure E-1
DUT Antenna Locations

FCC ID: PY7-76056F	SAR EVALUATION REPORT	Approved by: Technical Manager
DUT Type: Portable Handset		APPENDIX E: Page 2 of 14

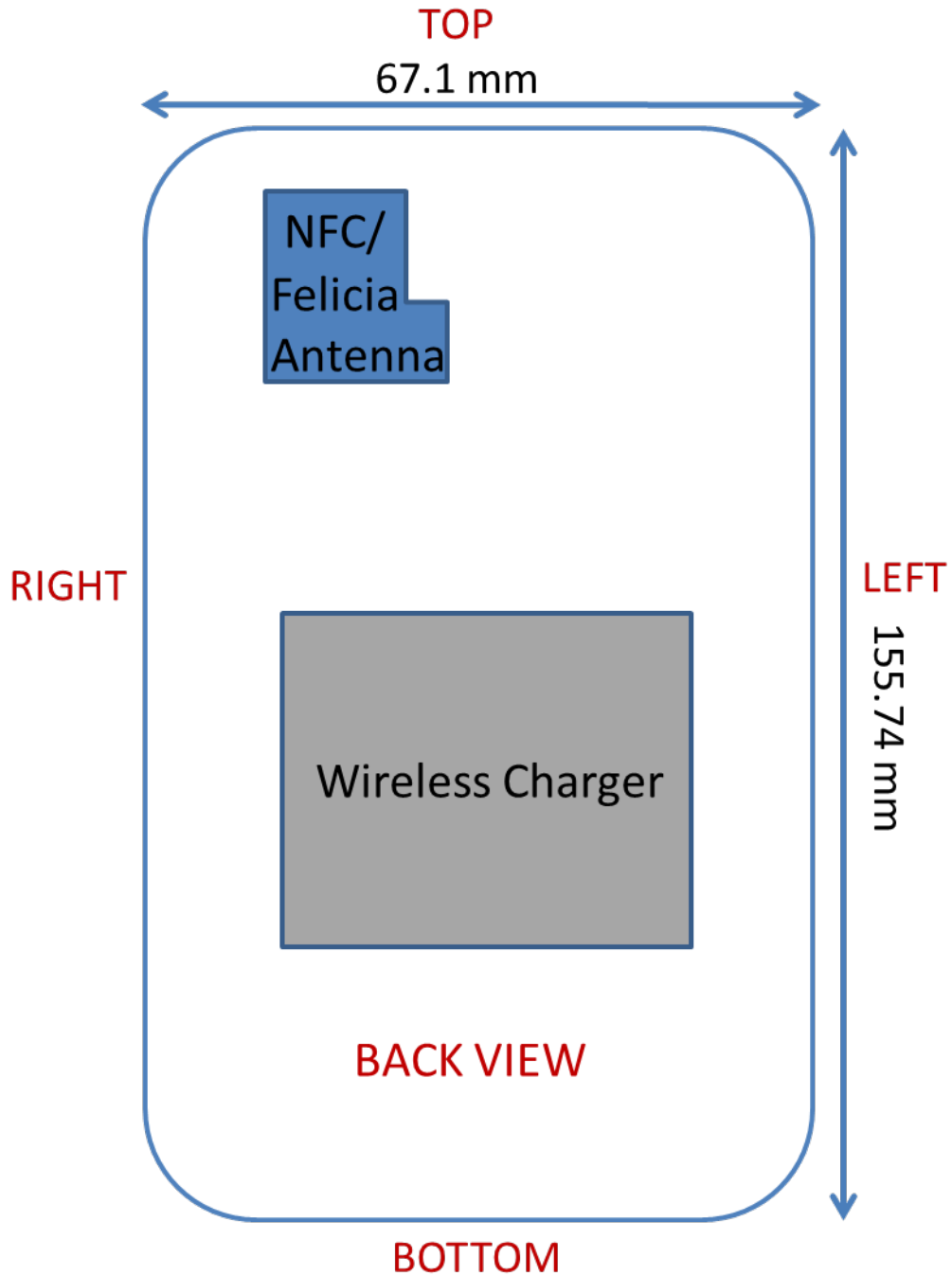



Figure E-2
NFC Antenna Locations

FCC ID: PY7-76056F	SAR EVALUATION REPORT	Approved by: Technical Manager
DUT Type: Portable Handset		APPENDIX E: Page 3 of 14




SAR Test Setup Photo 1 – Head, Right Cheek at 0mm




SAR Test Setup Photo 2 – Head, Right Cheek, Mouth Jaw for NR Band 41 at 0mm

FCC ID: PY7-76056F	SAR EVALUATION REPORT	Approved by: Technical Manager
DUT Type: Portable Handset		APPENDIX E: Page 4 of 14




SAR Test Setup Photo 3 – Head, Right Cheek, Mouth Jaw for NR Band 77 and LTE Band 48 at 0mm



SAR Test Setup Photo 4 – Head, Right Tilt at 0mm

FCC ID: PY7-76056F	SAR EVALUATION REPORT	Approved by: Technical Manager
DUT Type: Portable Handset		APPENDIX E: Page 5 of 14




SAR Test Setup Photo 5 – Head, Left Cheek at 0mm



SAR Test Setup Photo 6 – Head, Left Cheek, Mouth Jaw for NR Band 77 and LTE Band 48 at 0mm

FCC ID: PY7-76056F	SAR EVALUATION REPORT	Approved by: Technical Manager
DUT Type: Portable Handset		APPENDIX E: Page 6 of 14




SAR Test Setup Photo 7 – Head, Left Tilt at 0mm




SAR Test Setup Photo 8 – Body-worn/Hotspot, Back Side at 10mm

FCC ID: PY7-76056F	SAR EVALUATION REPORT	Approved by: Technical Manager
DUT Type: Portable Handset		APPENDIX E: Page 7 of 14



SAR Test Setup Photo 9 – Hotspot, Front Side at 10mm




SAR Test Setup Photo 10 – Hotspot, Bottom Edge at 10mm

FCC ID: PY7-76056F	SAR EVALUATION REPORT	Approved by: Technical Manager
DUT Type: Portable Handset		APPENDIX E: Page 8 of 14




SAR Test Setup Photo 11 – Hotspot, Top Edge at 10mm




SAR Test Setup Photo 12 – Hotspot, Right Edge at 10mm

FCC ID: PY7-76056F	SAR EVALUATION REPORT	Approved by: Technical Manager
DUT Type: Portable Handset		APPENDIX E: Page 9 of 14




SAR Test Setup Photo 13 – Hotspot, Left Edge at 10mm



SAR Test Setup Photo 14 – Phablet, Back Side at 0mm

FCC ID: PY7-76056F	SAR EVALUATION REPORT	Approved by: Technical Manager
DUT Type: Portable Handset		APPENDIX E: Page 10 of 14




SAR Test Setup Photo 15 – Phablet, Front Side at 0mm



SAR Test Setup Photo 16 – Phablet, Top Side at 0mm

FCC ID: PY7-76056F	SAR EVALUATION REPORT	Approved by: Technical Manager
DUT Type: Portable Handset		APPENDIX E: Page 11 of 14




SAR Test Setup Photo 17 – Phablet, Bottom Side at 0mm



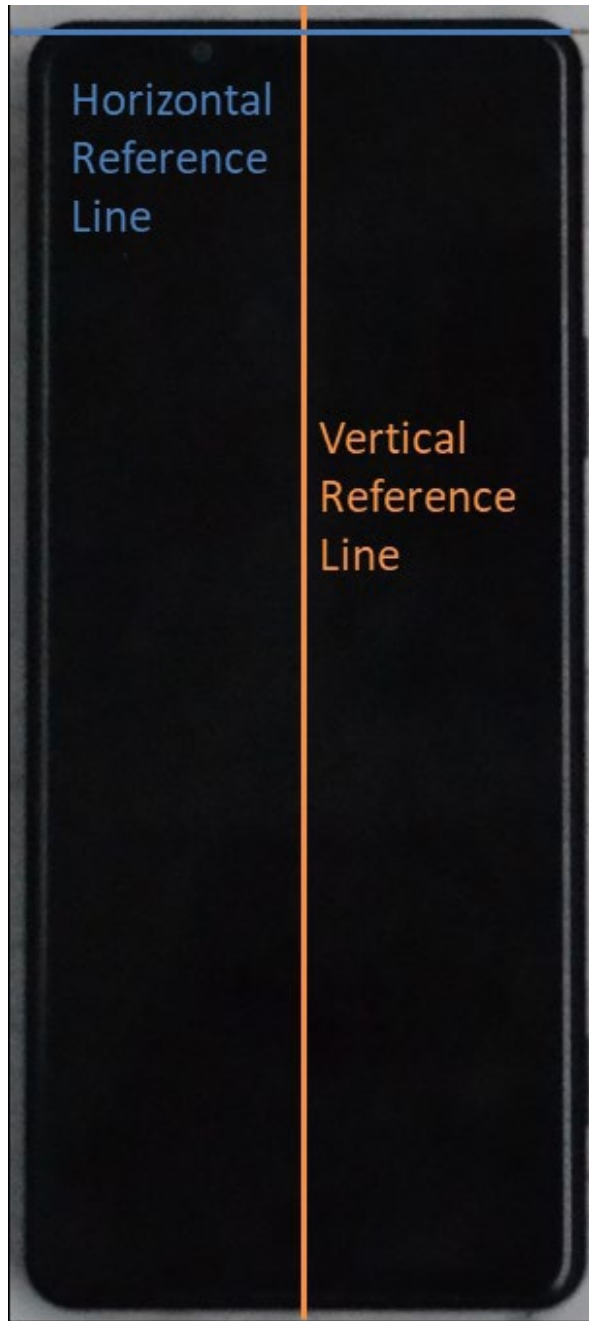
SAR Test Setup Photo 18 – Phablet, Right Side at 0mm

FCC ID: PY7-76056F	SAR EVALUATION REPORT	Approved by: Technical Manager
DUT Type: Portable Handset		APPENDIX E: Page 12 of 14



SAR Test Setup Photo 19 – Phablet, Left Side at 0mm

FCC ID: PY7-76056F	SAR EVALUATION REPORT	Approved by: Technical Manager
DUT Type: Portable Handset		APPENDIX E: Page 13 of 14



SAR Test Setup Photo 20 – Reference Lines

FCC ID: PY7-76056F	SAR EVALUATION REPORT	Approved by: Technical Manager
DUT Type: Portable Handset		APPENDIX E: Page 14 of 14