

APPENDIX B: SAR DIPOLE VERIFICATION PLOTS

ELEMENT

DUT: Dipole 13.0 MHz; Type: CLA-13 - SN1002

Communication System: UID: 0, CW; Frequency: 13.0 MHz
Medium: 30 Head; Medium parameters used:
f = 13.0 MHz; cond = 0.758 S/m; perm = 53.1; density = 1000 kg/m³
Phantom Section: Flat; Space: 0 mm

Test Date: 07/10/2022; Ambient Temp: 22.1°C; Tissue Temp: 22.0°C

Probe: EX3DV4 - SN7527; ConvF:(17.78,17.78,17.78); Calibrated: 2022-03-21
Sensor-Surface: 1.4mm (VMS + 6p)
Electronics: DAE4 Sn1272; Calibrated: 2022-03-16
Phantom: ELI V8.0; Serial: 2077
Measurement SW: DASY Module SAR V16.0.0.116

13.0 MHz System Verification at 30.0 dBm (1000 mW)

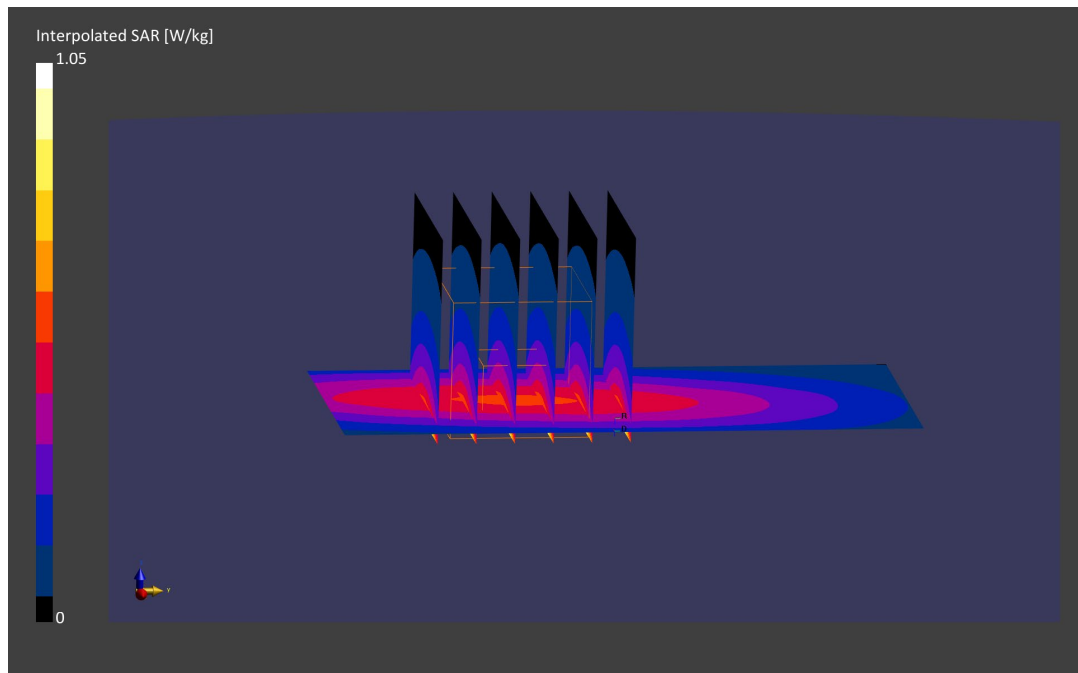
Area Scan (40.0 x 90.0): Measurement grid: dx=10.0 mm, dy=15.0 mm

Zoom Scan (30.0 x 30.0 x 30.0): Measurement grid: dx=6.0 mm, dy=6.0 mm, dz=1.5 mm; Graded Ratio: 1.5

Peak SAR (extrapolated) = 1.05 W/kg

SAR(10 g) = 0.328 W/kg

Deviation (10 g) = -4.65%



ELEMENT

DUT: Dipole 750.0 MHz; Type: D750V3 - SN1054

Communication System: UID: 0, CW; Frequency: 750.0 MHz
Medium: 750 Head; Medium parameters used:
f = 750.0 MHz; cond = 0.892 S/m; perm = 43.8; density = 1000 kg/m3
Phantom Section: Flat; Space: 15 mm

Test Date: 07/20/2022; Ambient Temp: 21.0°C; Tissue Temp: 20.5°C

Probe: EX3DV4 - SN7552; ConvF:(9.85,9.85,9.85); Calibrated: 2021-09-20
Sensor-Surface: 1.4mm (VMS + 6p)
Electronics: DAE4 Sn1680; Calibrated: 2021-08-04
Phantom: Twin-SAM V8.0; Serial: 2065
Measurement SW: DASY Module SAR V16.0.2.83

750 MHz System Verification at 23 dBm (200 mW)

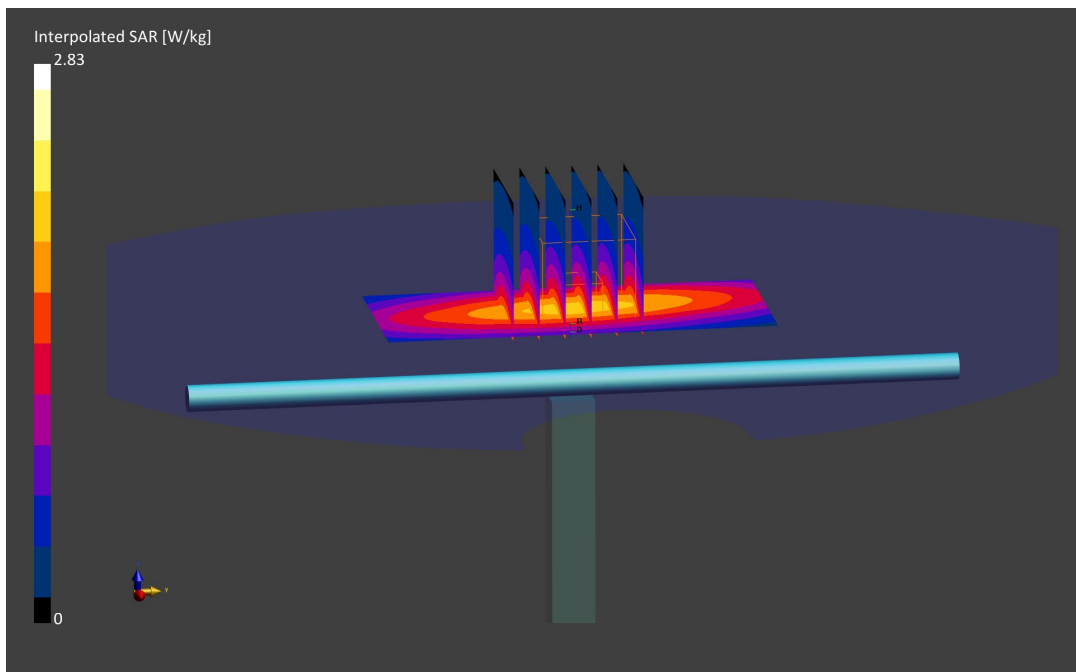
Area Scan (40.0 x 90.0): Measurement grid: dx=10.0 mm, dy=15.0 mm

Zoom Scan (30.0 x 30.0 x 30.0): Measurement grid: dx=6.0 mm, dy=6.0 mm, dz=1.5 mm; Graded Ratio: 1.5

Peak SAR (extrapolated) = 2.83 W/kg

SAR(1 g) = 1.74 W/kg

Deviation (1 g) = 2.11%



ELEMENT

DUT: Dipole 835.0 MHz; Type: D835V2 - SN4d132

Communication System: UID: 0, CW; Frequency: 835.0 MHz
Medium: 835 Head; Medium parameters used:
f = 835.0 MHz; cond = 0.892 S/m; perm = 40.3; density = 1000 kg/m³
Phantom Section: Flat; Space: 15 mm

Test Date: 07/18/2022; Ambient Temp: 20.7°C; Tissue Temp: 20.1°C

Probe: EX3DV4 - SN7552; ConvF:(9.42,9.42,9.42); Calibrated: 2021-09-20
Sensor-Surface: 1.4mm (VMS + 6p)
Electronics: DAE4 Sn1680; Calibrated: 2021-08-04
Phantom: Twin-SAM V8.0; Serial: 2065
Measurement SW: DASY Module SAR V16.0.2.83

835 MHz System Verification at 23 dBm (200 mW)

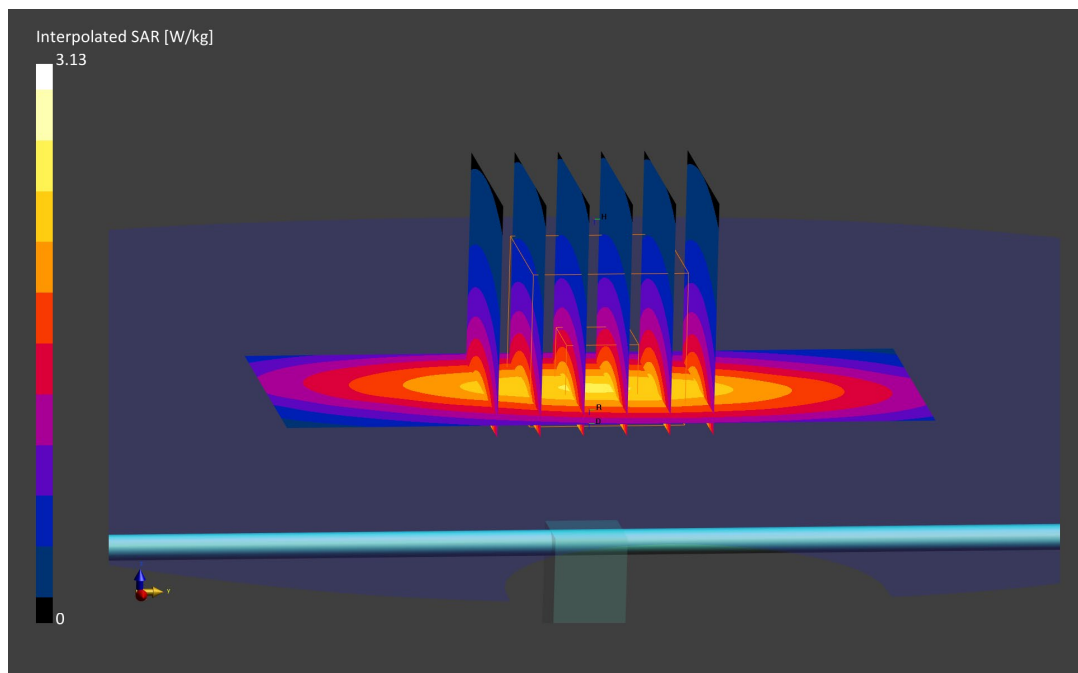
Area Scan (40.0 x 90.0): Measurement grid: dx=10.0 mm, dy=15.0 mm

Zoom Scan (30.0 x 30.0 x 30.0): Measurement grid: dx=6.0 mm, dy=6.0 mm, dz=1.5 mm; Graded Ratio: 1.5

Peak SAR (extrapolated) = 3.13 W/kg

SAR(1 g) = 2.00 W/kg

Deviation (1 g) = 3.52%



ELEMENT

DUT: Dipole 835.0 MHz; Type: D835V2 - SN4d132

Communication System: UID: 0, CW; Frequency: 835.0 MHz
Medium: 835 Head; Medium parameters used:
f = 835.0 MHz; cond = 0.925 S/m; perm = 43.5; density = 1000 kg/m³
Phantom Section: Flat; Space: 15 mm

Test Date: 07/21/2022; Ambient Temp: 20.4°C; Tissue Temp: 22.7°C

Probe: EX3DV4 - SN7552; ConvF:(9.42,9.42,9.42); Calibrated: 2021-09-20
Sensor-Surface: 1.4mm (VMS + 6p)
Electronics: DAE4 Sn1680; Calibrated: 2021-08-04
Phantom: Twin-SAM V8.0; Serial: 2065
Measurement SW: DASY Module SAR V16.0.2.83

835 MHz System Verification at 23 dBm (200 mW)

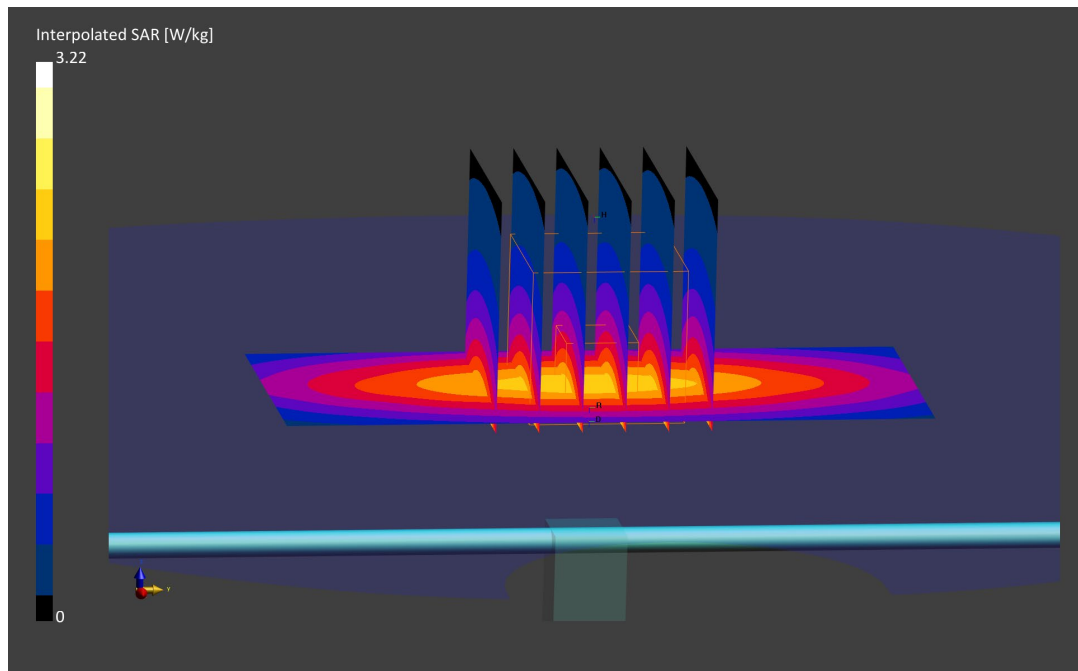
Area Scan (40.0 x 90.0): Measurement grid: dx=10.0 mm, dy=15.0 mm

Zoom Scan (30.0 x 30.0 x 30.0): Measurement grid: dx=6.0 mm, dy=6.0 mm, dz=1.5 mm; Graded Ratio: 1.5

Peak SAR (extrapolated) = 3.22 W/kg

SAR(1 g) = 2.02 W/kg

Deviation (1 g) = 4.55%



ELEMENT

DUT: Dipole 1750.0 MHz; Type: D1765V2 - SN1008

Communication System: UID: 0, CW; Frequency: 1750.0 MHz
Medium: 1750 Head; Medium parameters used:
f = 1750.0 MHz; cond = 1.42 S/m; perm = 39.7; density = 1000 kg/m³
Phantom Section: Flat; Space: 10 mm

Test Date: 07/17/2022; Ambient Temp: 21.0°C; Tissue Temp: 20.5°C

Probe: EX3DV4 - SN7552; ConvF:(8.32,8.32,8.32); Calibrated: 2021-09-20
Sensor-Surface: 1.4mm (VMS + 6p)
Electronics: DAE4 Sn1680; Calibrated: 2021-08-04
Phantom: Twin-SAM V8.0; Serial: 2065
Measurement SW: DASY Module SAR V16.0.2.83

1750 MHz System Verification at 20 dBm (100 mW)


Area Scan (40.0 x 90.0): Measurement grid: dx=10.0 mm, dy=15.0 mm

Zoom Scan (30.0 x 30.0 x 30.0): Measurement grid: dx=6.0 mm, dy=6.0 mm, dz=1.5 mm; Graded Ratio: 1.5

Peak SAR (extrapolated) = 7.37 W/kg

SAR(1 g) = 3.79 W/kg

Deviation (1 g) = 1.34%



ELEMENT

DUT: Dipole 1750.0 MHz; Type: D1765V2 - SN1008

Communication System: UID: 0, CW; Frequency: 1750.0 MHz
Medium: 1750 Head; Medium parameters used:
f = 1750.0 MHz; cond = 1.38 S/m; perm = 41.8; density = 1000 kg/m³
Phantom Section: Flat; Space: 10 mm

Test Date: 07/21/2022; Ambient Temp: 20.4°C; Tissue Temp: 22.7°C

Probe: EX3DV4 - SN7552; ConvF:(8.32,8.32,8.32); Calibrated: 2021-09-20
Sensor-Surface: 1.4mm (VMS + 6p)
Electronics: DAE4 Sn1680; Calibrated: 2021-08-04
Phantom: Twin-SAM V8.0; Serial: 2065
Measurement SW: DASY Module SAR V16.0.2.83

1750 MHz System Verification at 20 dBm (100 mW)

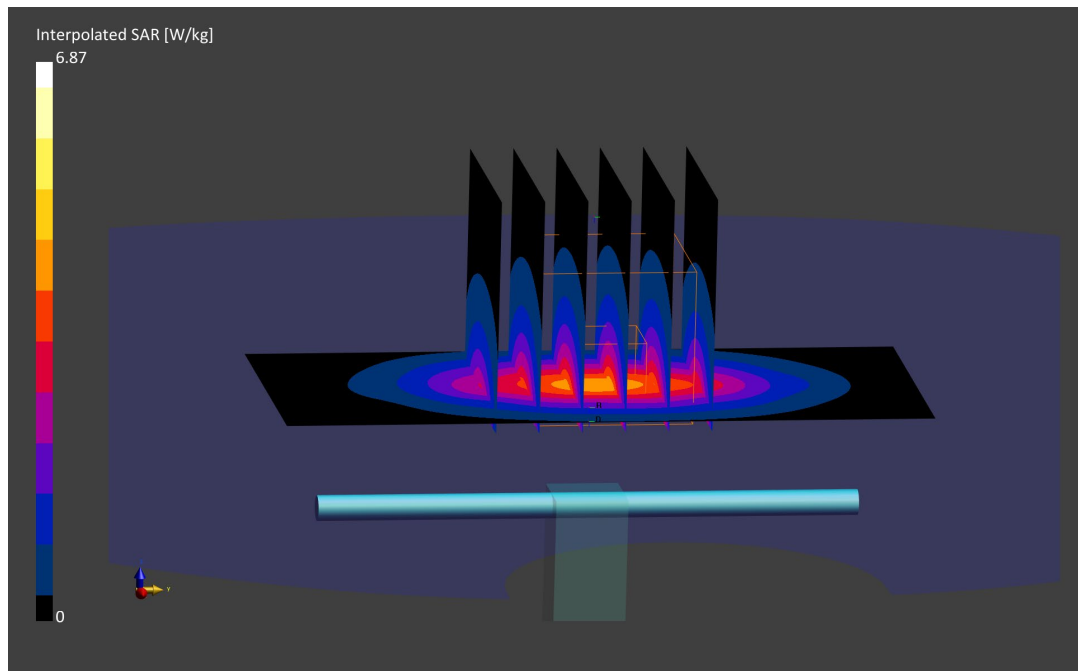
Area Scan (40.0 x 90.0): Measurement grid: dx=10.0 mm, dy=15.0 mm

Zoom Scan (30.0 x 30.0 x 30.0): Measurement grid: dx=6.0 mm, dy=6.0 mm, dz=1.5 mm; Graded Ratio: 1.5

Peak SAR (extrapolated) = 6.87 W/kg

SAR(1 g) = 3.57 W/kg

Deviation (1 g) = -4.55%



ELEMENT

DUT: Dipole 1750.0 MHz; Type: D1750V2 - SN1148

Communication System: UID: 0, CW; Frequency: 1750.0 MHz
Medium: 1750 Head; Medium parameters used:
f = 1750.0 MHz; cond = 1.34 S/m; perm = 41.2; density = 1000 kg/m³
Phantom Section: Flat; Space: 10 mm

Test Date: 07/26/2022; Ambient Temp: 21.5°C; Tissue Temp: 20.0°C

Probe: EX3DV4 - SN7670; ConvF:(8.53,8.53,8.53); Calibrated: 2021-08-05
Sensor-Surface: 1.4mm (VMS + 6p)
Electronics: DAE4 Sn1681; Calibrated: 2021-08-03
Phantom: Twin-SAM V8.0; Serial: 1630
Measurement SW: DASYS Module SAR V16.0.2.136

1750 MHz System Verification at 20 dBm (100 mW)

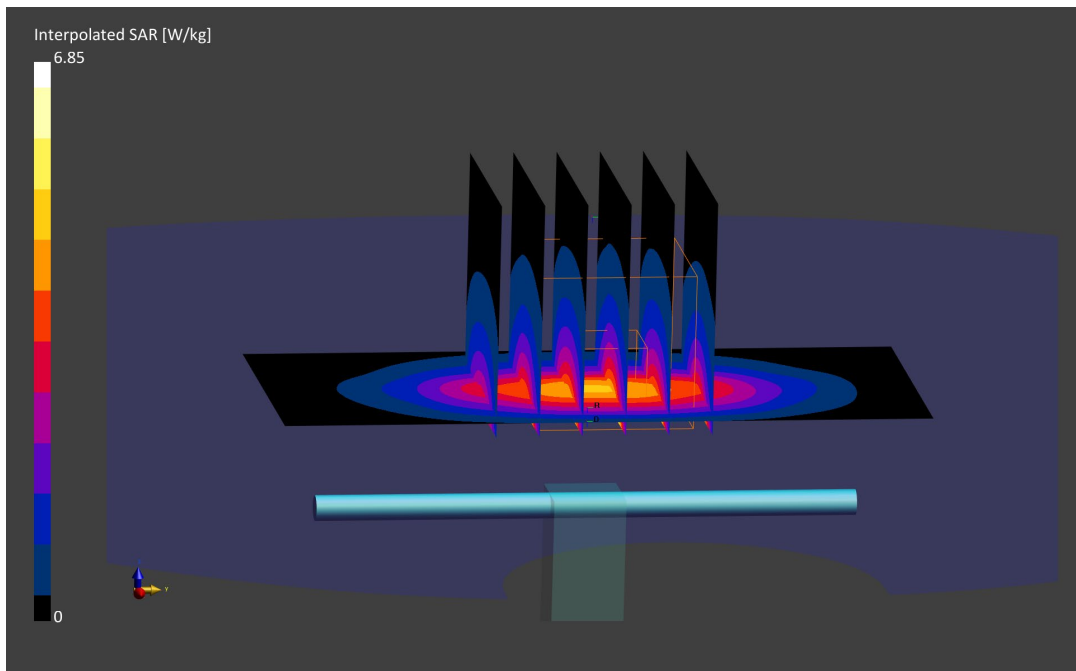
Area Scan (40.0 x 90.0): Measurement grid: dx=10.0 mm, dy=15.0 mm

Zoom Scan (30.0 x 30.0 x 30.0): Measurement grid: dx=6.0 mm, dy=6.0 mm, dz=1.5 mm; Graded Ratio: 1.5

Peak SAR (extrapolated) = 6.85 W/kg

SAR(1 g) = 3.63 W/kg

Deviation (1 g) = -2.42%



ELEMENT

DUT: Dipole 1900.0 MHz; Type: D1900V2 - SN5d148

Communication System: UID: 0, CW; Frequency: 1900.0 MHz
Medium: 1900 Head; Medium parameters used:
f = 1900.0 MHz; cond = 1.45 S/m; perm = 38.2; density = 1000 kg/m³
Phantom Section: Flat; Space: 10 mm

Test Date: 07/13/2022; Ambient Temp: 22.2°C; Tissue Temp: 22.3°C

Probe: EX3DV4 - SN7552; ConvF:(8.08,8.08,8.08); Calibrated: 2021-09-20
Sensor-Surface: 1.4mm (VMS + 6p)
Electronics: DAE4 Sn1680; Calibrated: 2021-08-04
Phantom: Twin-SAM V8.0; Serial: 2065
Measurement SW: DASY Module SAR V16.0.2.83

1900 MHz System Verification at 20 dBm (100 mW)


Area Scan (40.0 x 90.0): Measurement grid: dx=10.0 mm, dy=15.0 mm

Zoom Scan (30.0 x 30.0 x 30.0): Measurement grid: dx=6.0 mm, dy=6.0 mm, dz=1.5 mm; Graded Ratio: 1.5

Peak SAR (extrapolated) = 8.06 W/kg

SAR(1 g) = 3.97 W/kg

Deviation (1 g) = -1.00%



ELEMENT

DUT: Dipole 1900.0 MHz; Type: D1900V2 - SN5d148

Communication System: UID: 0, CW; Frequency: 1900.0 MHz
Medium: 1900 Head; Medium parameters used:
f = 1900.0 MHz; cond = 1.43 S/m; perm = 39.8; density = 1000 kg/m³
Phantom Section: Flat; Space: 10 mm

Test Date: 07/28/2022; Ambient Temp: 23.4°C; Tissue Temp: 21.4°C

Probe: EX3DV4 - SN7670; ConvF:(8.27,8.27,8.27); Calibrated: 2021-08-05
Sensor-Surface: 1.4mm (VMS + 6p)
Electronics: DAE4 Sn1681; Calibrated: 2021-08-03
Phantom: Twin-SAM V8.0; Serial: 1630
Measurement SW: DASYS Module SAR V16.0.2.136

1900 MHz System Verification at 20 dBm (100 mW)

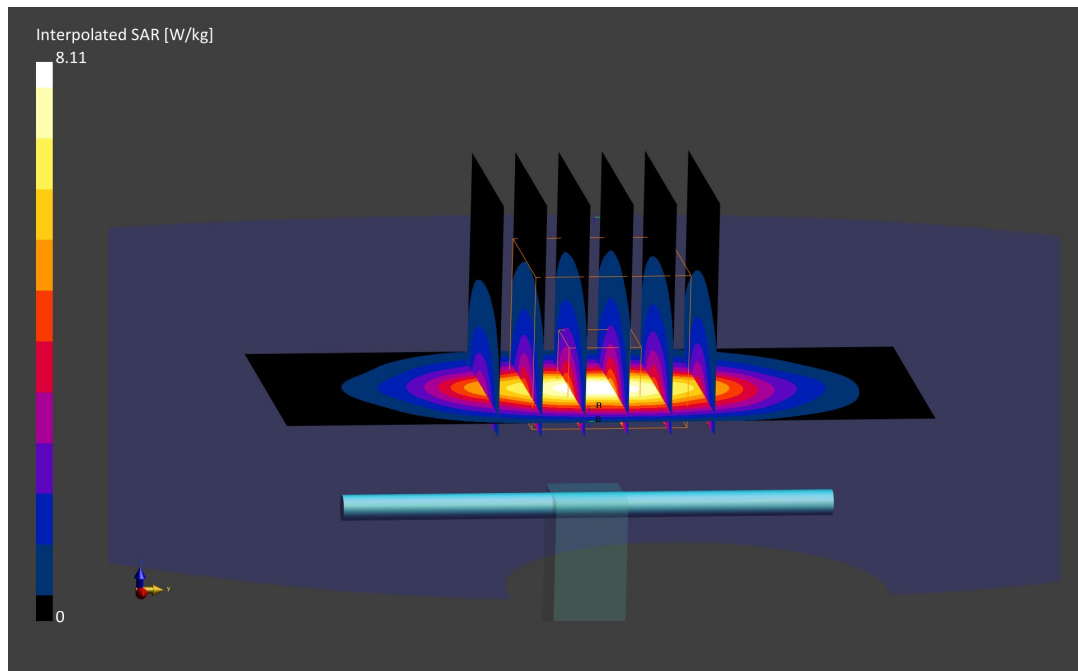
Area Scan (40.0 x 90.0): Measurement grid: dx=10.0 mm, dy=15.0 mm

Zoom Scan (30.0 x 30.0 x 30.0): Measurement grid: dx=6.0 mm, dy=6.0 mm, dz=1.5 mm; Graded Ratio: 1.5

Peak SAR (extrapolated) = 8.11 W/kg

SAR(1 g) = 4.22 W/kg

Deviation (1 g) = 5.24%



ELEMENT

DUT: Dipole 2450.0 MHz; Type: D2450V2 - SN981

Communication System: UID: 0, CW; Frequency: 2450.0 MHz
Medium: 2450 Head; Medium parameters used:
f = 2450.0 MHz; cond = 1.76 S/m; perm = 39.5; density = 1000 kg/m³
Phantom Section: Flat; Space: 10 mm

Test Date: 07/11/2022; Ambient Temp: 23.2°C; Tissue Temp: 21.5°C

Probe: EX3DV4 - SN7409; ConvF:(7.21,7.21,7.21); Calibrated: 2022-06-16
Sensor-Surface: 1.4mm (VMS + 6p)
Electronics: DAE4 Sn1334; Calibrated: 2022-06-14
Phantom: Twin-SAM V5.0; Serial: 1792
Measurement SW: DASY Module SAR V16.0.2.136

2450 MHz System Verification at 20 dBm (100 mW)

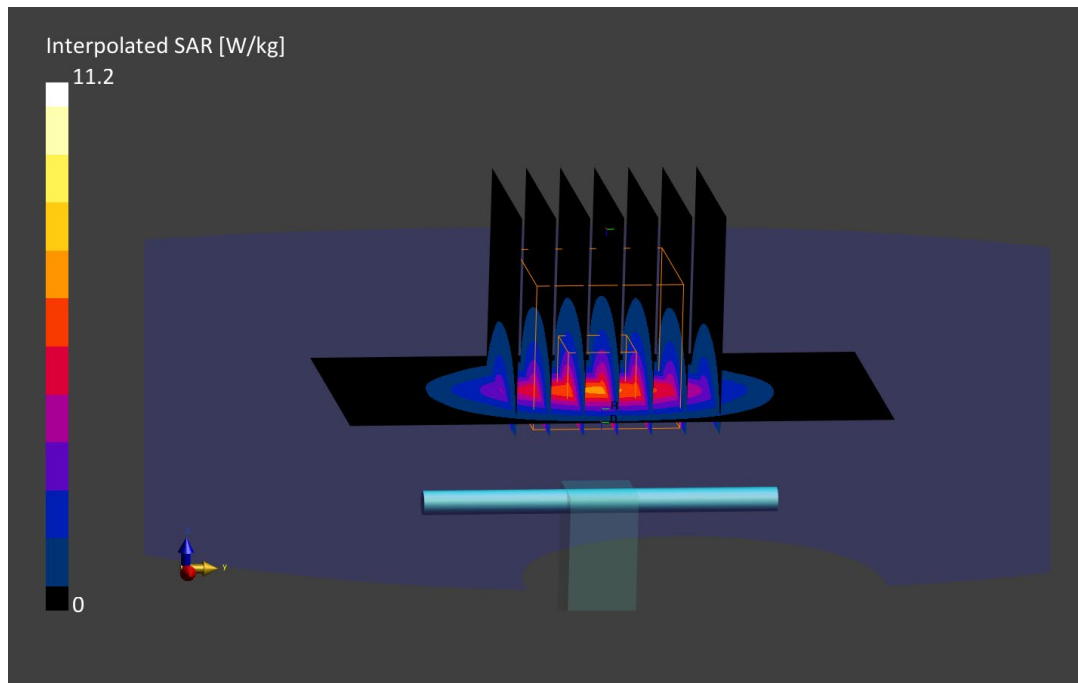
Area Scan (40.0 x 80.0): Measurement grid: dx=10.0 mm, dy=10.0 mm

Zoom Scan (30.0 x 30.0 x 30.0): Measurement grid: dx=5.0 mm, dy=5.0 mm, dz=1.5 mm; Graded Ratio: 1.5

Peak SAR (extrapolated) = 11.2 W/kg

SAR(1 g) = 5.11 W/kg

Deviation (1 g) = -5.19%



ELEMENT

DUT: Dipole 2450.0 MHz; Type: D2450V2 - SN797

Communication System: UID: 0, CW; Frequency: 2450.0 MHz
Medium: 2450 Head; Medium parameters used:
f = 2450.0 MHz; cond = 1.87 S/m; perm = 40.3; density = 1000 kg/m³
Phantom Section: Flat; Space: 10 mm

Test Date: 07/28/2022; Ambient Temp: 21.9°C; Tissue Temp: 21.7°C

Probe: EX3DV4 - SN7538; ConvF:(7.58,7.58,7.58); Calibrated: 2021-11-16
Sensor-Surface: 1.4mm (VMS + 6p)
Electronics: DAE4 Sn1323; Calibrated: 2021-11-10
Phantom: Twin-SAM V8.0; Serial: 2056
Measurement SW: DASY Module SAR V16.0.2.83

2450 MHz System Verification at 20 dBm (100 mW)


Area Scan (40.0 x 80.0): Measurement grid: dx=10.0 mm, dy=10.0 mm

Zoom Scan (30.0 x 30.0 x 30.0): Measurement grid: dx=5.0 mm, dy=5.0 mm, dz=1.5 mm; Graded Ratio: 1.5

Peak SAR (extrapolated) = 11.7 W/kg

SAR(1 g) = 5.51 W/kg

Deviation (1 g) = 5.15%



ELEMENT

DUT: Dipole 2600.0 MHz; Type: D2600V2 - SN1071

Communication System: UID: 0, CW; Frequency: 2600.0 MHz
Medium: 2450 Head; Medium parameters used:
f = 2600.0 MHz; cond = 2.01 S/m; perm = 40.1; density = 1000 kg/m³
Phantom Section: Flat; Space: 10 mm

Test Date: 07/18/2022; Ambient Temp: 23.1°C; Tissue Temp: 21.6°C

Probe: EX3DV4 - SN7409; ConvF:(6.97,6.97,6.97); Calibrated: 2022-06-16
Sensor-Surface: 1.4mm (VMS + 6p)
Electronics: DAE4 Sn1334; Calibrated: 2022-06-14
Phantom: Twin-SAM V5.0; Serial: 1792
Measurement SW: DASY Module SAR V16.0.2.136

2600 MHz System Verification at 20 dBm (100 mW)


Area Scan (40.0 x 80.0): Measurement grid: dx=10.0 mm, dy=10.0 mm

Zoom Scan (30.0 x 30.0 x 30.0): Measurement grid: dx=5.0 mm, dy=5.0 mm, dz=1.5 mm; Graded Ratio: 1.5

Peak SAR (extrapolated) = 13.0 W/kg

SAR(1 g) = 5.57 W/kg

Deviation (1 g) = -0.71%



ELEMENT

DUT: Dipole 2600.0 MHz; Type: D2600V2 - SN1071

Communication System: UID: 0, CW; Frequency: 2600.0 MHz
Medium: 2450 Head; Medium parameters used:
f = 2600.0 MHz; cond = 2.04 S/m; perm = 39.1; density = 1000 kg/m³
Phantom Section: Flat; Space: 10 mm

Test Date: 07/21/2022; Ambient Temp: 23.1°C; Tissue Temp: 22.1°C

Probe: EX3DV4 - SN7409; ConvF:(6.97,6.97,6.97); Calibrated: 2022-06-16
Sensor-Surface: 1.4mm (VMS + 6p)
Electronics: DAE4 Sn1334; Calibrated: 2022-06-14
Phantom: Twin-SAM V5.0; Serial: 1792
Measurement SW: DASYS Module SAR V16.0.2.136

2600 MHz System Verification at 20 dBm (100 mW)


Area Scan (40.0 x 80.0): Measurement grid: dx=10.0 mm, dy=10.0 mm

Zoom Scan (30.0 x 30.0 x 30.0): Measurement grid: dx=5.0 mm, dy=5.0 mm, dz=1.5 mm; Graded Ratio: 1.5

Peak SAR (extrapolated) = 13.2 W/kg

SAR(1 g) = 5.82 W/kg

Deviation (1 g) = 3.74%



ELEMENT

DUT: Dipole 3700.0 MHz; Type: D3700V2 - SN1018


Communication System: UID: 0, CW; Frequency: 3700.0 MHz
Medium: 3600 Head; Medium parameters used:
f = 3700.0 MHz; cond = 2.97 S/m; perm = 38.0; density = 1000 kg/m³
Phantom Section: Flat; Space: 10 mm

Test Date: 07/25/2022; Ambient Temp: 20.9°C; Tissue Temp: 19.8°C

Probe: EX3DV4 - SN7670; ConvF:(6.93,6.93,6.93); Calibrated: 2021-08-05
Sensor-Surface: 1.4mm (VMS + 6p)
Electronics: DAE4 Sn1681; Calibrated: 2021-08-03
Phantom: Twin-SAM V8.0; Serial: 1630
Measurement SW: DASYS Module SAR V16.0.2.136

3700 MHz System Verification at 20 dBm (100 mW)

Area Scan (40.0 x 80.0): Measurement grid: dx=10.0 mm, dy=10.0 mm
Zoom Scan (28.0 x 28.0 x 28.0): Measurement grid: dx=5.0 mm, dy=5.0 mm, dz=1.4 mm;
Graded Ratio: 1.5
Peak SAR (extrapolated) = 17.9 W/kg
SAR(1 g) = 6.82 W/kg
Deviation (1 g) = 1.79%



ELEMENT

DUT: Dipole 3900.0 MHz; Type: D3900V2 - SN1073


Communication System: UID: 0, CW; Frequency: 3900.0 MHz
Medium: 3600 Head; Medium parameters used:
f = 3900.0 MHz; cond = 3.17 S/m; perm = 37.7; density = 1000 kg/m³
Phantom Section: Flat; Space: 10 mm

Test Date: 07/25/2022; Ambient Temp: 20.9°C; Tissue Temp: 19.8°C

Probe: EX3DV4 - SN7670; ConvF:(6.5,6.5,6.5); Calibrated: 2021-08-05
Sensor-Surface: 1.4mm (VMS + 6p)
Electronics: DAE4 Sn1681; Calibrated: 2021-08-03
Phantom: Twin-SAM V8.0; Serial: 1630
Measurement SW: DASY Module SAR V16.0.2.136

3900 MHz System Verification at 20 dBm (100 mW)

Area Scan (40.0 x 80.0): Measurement grid: dx=10.0 mm, dy=10.0 mm
Zoom Scan (28.0 x 28.0 x 28.0): Measurement grid: dx=5.0 mm, dy=5.0 mm, dz=1.4 mm;
Graded Ratio: 1.5
Peak SAR (extrapolated) = 18.9 W/kg
SAR(1 g) = 7.15 W/kg
Deviation (1 g) = 2.58%



ELEMENT

DUT: Dipole 5250.0 MHz; Type: D5GHzV2 - SN1057

Communication System: UID: 0, CW; Frequency: 5250.0 MHz
Medium: 5200-5800 Head; Medium parameters used:
f = 5250.0 MHz; cond = 4.56 S/m; perm = 35.1; density = 1000 kg/m3
Phantom Section: Flat; Space: 10 mm

Test Date: 07/11/2022; Ambient Temp: 23.3°C; Tissue Temp: 21.7°C

Probe: EX3DV4 - SN7417; ConvF:(5.57,5.57,5.57); Calibrated: 2022-02-22
Sensor-Surface: 1.4mm (VMS + 6p)
Electronics: DAE4 Sn665; Calibrated: 2022-02-22
Phantom: Twin-SAM V8.0; Serial: 2060
Measurement SW: DASY Module SAR V16.0.2.83

5250 MHz System Verification at 17 dBm (50 mW)


Area Scan (40.0 x 80.0): Measurement grid: dx=10.0 mm, dy=10.0 mm

Zoom Scan (22.0 x 22.0 x 22.0): Measurement grid: dx=4.0 mm, dy=4.0 mm, dz=1.4 mm; Graded Ratio: 1.4

Peak SAR (extrapolated) = 14.2 W/kg

SAR(1 g) = 3.71 W/kg

Deviation (1 g) = -8.62%



ELEMENT

DUT: Dipole 5600.0 MHz; Type: D5GHzV2 - SN1057

Communication System: UID: 0, CW; Frequency: 5600.0 MHz
Medium: 5200-5800 Head; Medium parameters used:
f = 5600.0 MHz; cond = 4.94 S/m; perm = 34.5; density = 1000 kg/m3
Phantom Section: Flat; Space: 10 mm

Test Date: 07/11/2022; Ambient Temp: 23.3°C; Tissue Temp: 21.7°C

Probe: EX3DV4 - SN7417; ConvF:(4.95,4.95,4.95); Calibrated: 2022-02-22
Sensor-Surface: 1.4mm (VMS + 6p)
Electronics: DAE4 Sn665; Calibrated: 2022-02-22
Phantom: Twin-SAM V8.0; Serial: 2060
Measurement SW: DASY Module SAR V16.0.2.83

5600 MHz System Verification at 17 dBm (50 mW)


Area Scan (40.0 x 80.0): Measurement grid: dx=10.0 mm, dy=10.0 mm

Zoom Scan (22.0 x 22.0 x 22.0): Measurement grid: dx=4.0 mm, dy=4.0 mm, dz=1.4 mm; Graded Ratio: 1.4

Peak SAR (extrapolated) = 16.9 W/kg

SAR(1 g) = 4.13 W/kg

Deviation (1 g) = -1.90%



ELEMENT

DUT: Dipole 5750.0 MHz; Type: D5GHzV2 - SN1057

Communication System: UID: 0, CW; Frequency: 5750.0 MHz
Medium: 5200-5800 Head; Medium parameters used:
f = 5750.0 MHz; cond = 5.11 S/m; perm = 34.2; density = 1000 kg/m³
Phantom Section: Flat; Space: 10 mm

Test Date: 07/11/2022; Ambient Temp: 23.3°C; Tissue Temp: 21.7°C

Probe: EX3DV4 - SN7417; ConvF:(5.09,5.09,5.09); Calibrated: 2022-02-22
Sensor-Surface: 1.4mm (VMS + 6p)
Electronics: DAE4 Sn665; Calibrated: 2022-02-22
Phantom: Twin-SAM V8.0; Serial: 2060
Measurement SW: DASY Module SAR V16.0.2.83

5750 MHz System Verification at 17 dBm (50 mW)


Area Scan (40.0 x 80.0): Measurement grid: dx=10.0 mm, dy=10.0 mm

Zoom Scan (22.0 x 22.0 x 22.0): Measurement grid: dx=4.0 mm, dy=4.0 mm, dz=1.4 mm; Graded Ratio: 1.4

Peak SAR (extrapolated) = 16.8 W/kg

SAR(1 g) = 3.98 W/kg

Deviation (1 g) = -1.49%



ELEMENT

DUT: Dipole 750.0 MHz; Type: D750V3 - SN1054

Communication System: UID: 0, CW; Frequency: 750.0 MHz
Medium: 750 Body; Medium parameters used:
f = 750.0 MHz; cond = 0.936 S/m; perm = 56.6; density = 1000 kg/m³
Phantom Section: Flat; Space: 15 mm

Test Date: 07/13/2022; Ambient Temp: 20.9°C; Tissue Temp: 20.5°C

Probe: EX3DV4 - SN7670; ConvF:(9.98,9.98,9.98); Calibrated: 2021-08-05
Sensor-Surface: 1.4mm (VMS + 6p)
Electronics: DAE4 Sn1681; Calibrated: 2021-08-03
Phantom: Twin-SAM V8.0; Serial: 1966
Measurement SW: DASYS Module SAR V16.0.2.136

750 MHz System Verification at 23 dBm (200 mW)

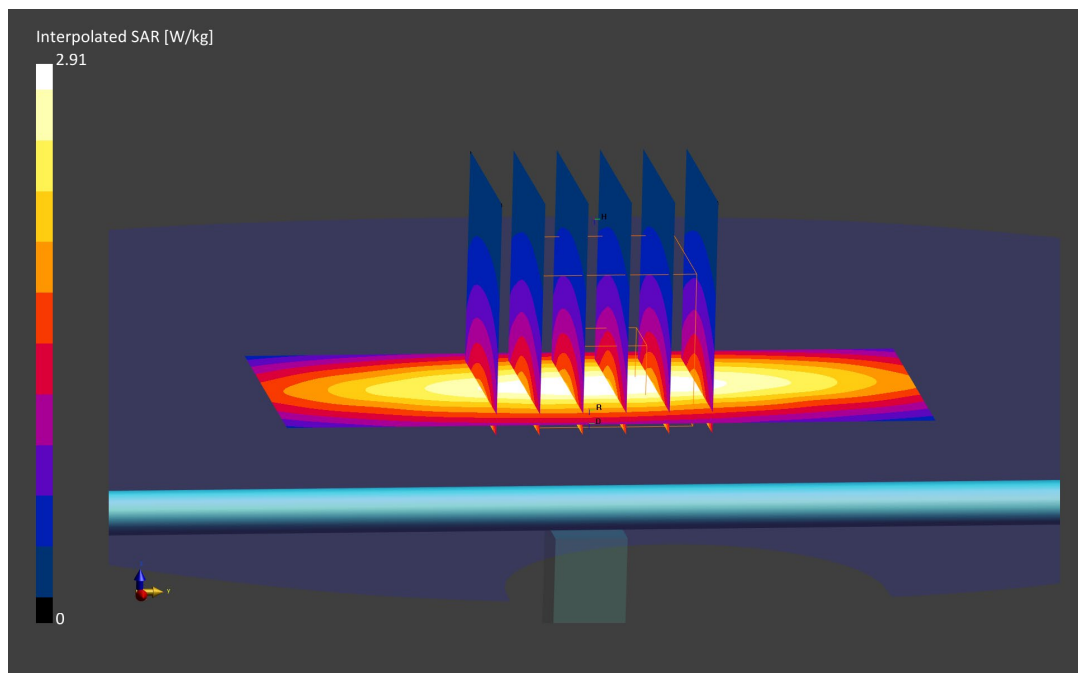
Area Scan (40.0 x 90.0): Measurement grid: dx=10.0 mm, dy=15.0 mm

Zoom Scan (30.0 x 30.0 x 30.0): Measurement grid: dx=6.0 mm, dy=6.0 mm, dz=1.5 mm; Graded Ratio: 1.5

Peak SAR (extrapolated) = 2.91 W/kg

SAR(1 g) = 1.79 W/kg

Deviation (1 g) = 3.71%



ELEMENT

DUT: Dipole 750.0 MHz; Type: D750V3 - SN1161

Communication System: UID: 0, CW; Frequency: 750.0 MHz
Medium: 750 Body; Medium parameters used:
f = 750.0 MHz; cond = 0.968 S/m; perm = 54.7; density = 1000 kg/m³
Phantom Section: Flat; Space: 15 mm

Test Date: 07/18/2022; Ambient Temp: 23.0°C; Tissue Temp: 22.5°C

Probe: EX3DV4 - SN7659; ConvF:(10.86,10.86,10.86); Calibrated: 2022-04-20
Sensor-Surface: 1.4mm (VMS + 6p)
Electronics: DAE4 Sn1407; Calibrated: 2022-04-13
Phantom: Twin-SAM V5.0; Serial: 1873
Measurement SW: DASY Module SAR V16.0.2.136

750 MHz System Verification at 23 dBm (200 mW)

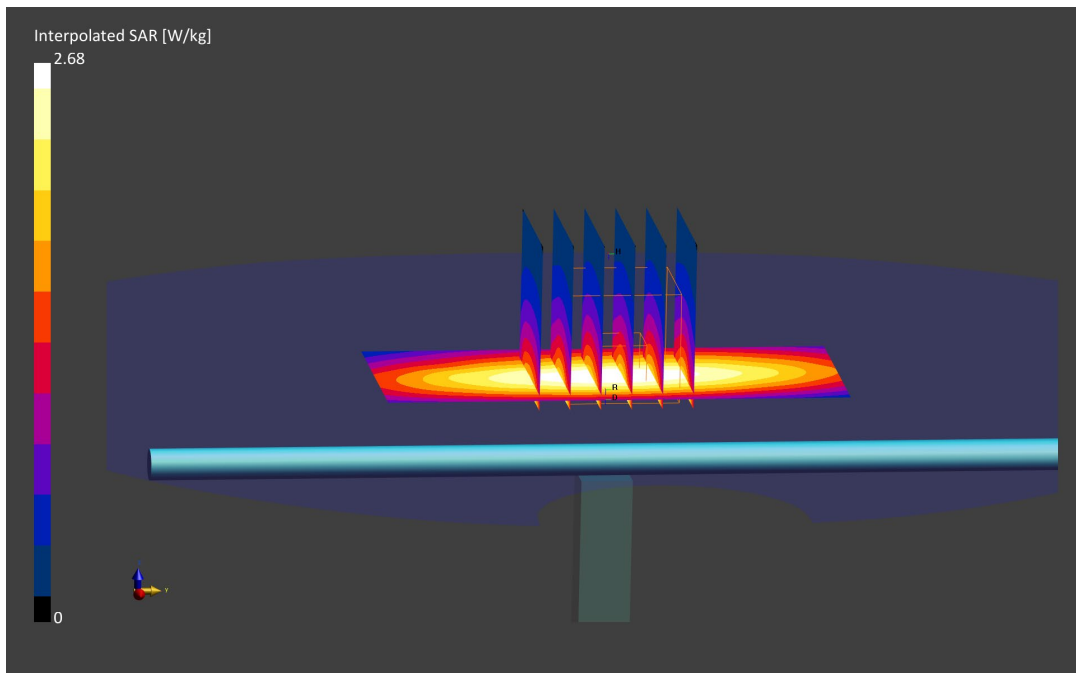
Area Scan (40.0 x 90.0): Measurement grid: dx=10.0 mm, dy=15.0 mm

Zoom Scan (30.0 x 30.0 x 30.0): Measurement grid: dx=6.0 mm, dy=6.0 mm, dz=1.5 mm; Graded Ratio: 1.5

Peak SAR (extrapolated) = 2.68 W/kg

SAR(1 g) = 1.76 W/kg

Deviation (1 g) = 0.11%



ELEMENT

DUT: Dipole 835.0 MHz; Type: D835V2 - SN4d047

Communication System: UID: 0, CW; Frequency: 835.0 MHz
Medium: 835 Body; Medium parameters used:
f = 835.0 MHz; cond = 0.946 S/m; perm = 55.1; density = 1000 kg/m³
Phantom Section: Flat; Space: 15 mm

Test Date: 07/14/2022; Ambient Temp: 21.9°C; Tissue Temp: 21.3°C

Probe: EX3DV4 - SN7660; ConvF:(10.61,10.61,10.61); Calibrated: 2022-05-18
Sensor-Surface: 1.4mm (VMS + 6p)
Electronics: DAE4 Sn1678; Calibrated: 2022-05-10
Phantom: Twin-SAM V5.0; Serial: 1692rightback
Measurement SW: DASYS Module SAR V16.0.2.136

835 MHz System Verification at 23 dBm (200 mW)

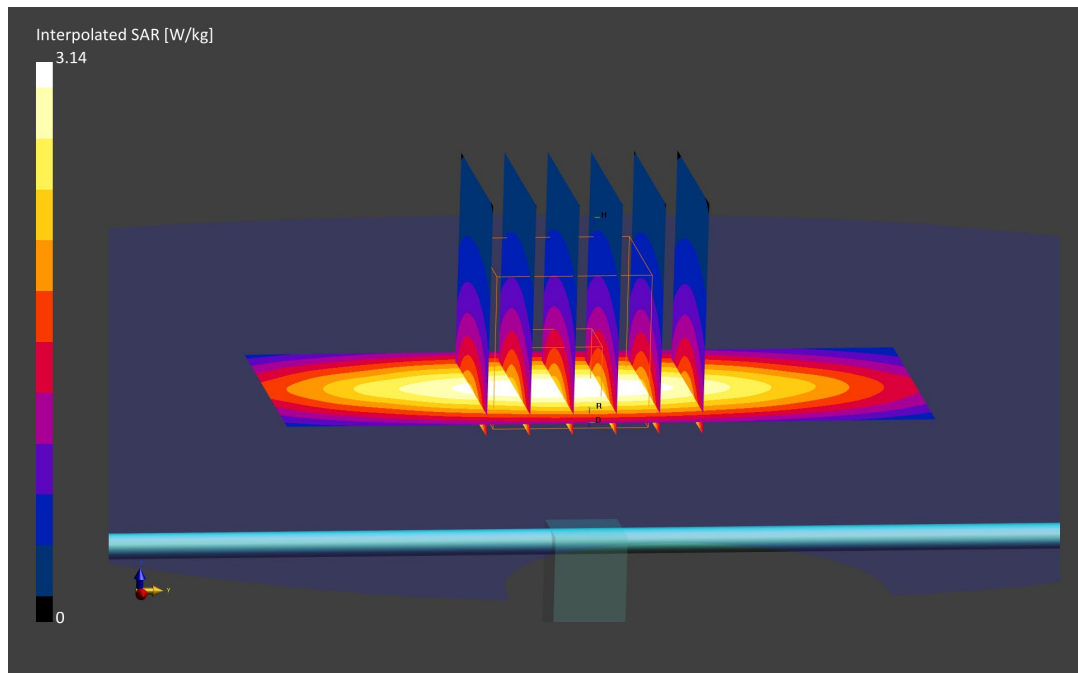
Area Scan (40.0 x 90.0): Measurement grid: dx=10.0 mm, dy=15.0 mm

Zoom Scan (30.0 x 30.0 x 30.0): Measurement grid: dx=6.0 mm, dy=6.0 mm, dz=1.5 mm; Graded Ratio: 1.5

Peak SAR (extrapolated) = 3.14 W/kg

SAR(1 g) = 2.01 W/kg

Deviation (1 g) = 3.82%



ELEMENT

DUT: Dipole 1750.0 MHz; Type: D1750V2 - SN1150

Communication System: UID: 0, CW; Frequency: 1750.0 MHz
Medium: 1750 Body; Medium parameters used:
f = 1750.0 MHz; cond = 1.53 S/m; perm = 51.3; density = 1000 kg/m³
Phantom Section: Flat; Space: 10 mm

Test Date: 07/07/2022; Ambient Temp: 21.6°C; Tissue Temp: 21.3°C

Probe: EX3DV4 - SN7660; ConvF:(9.22,9.22,9.22); Calibrated: 2022-05-18
Sensor-Surface: 1.4mm (VMS + 6p)
Electronics: DAE4 Sn1678; Calibrated: 2022-05-10
Phantom: Twin-SAM V5.0; Serial: 1692rightback
Measurement SW: DASY Module SAR V16.0.2.136

1750 MHz System Verification at 20 dBm (100 mW)

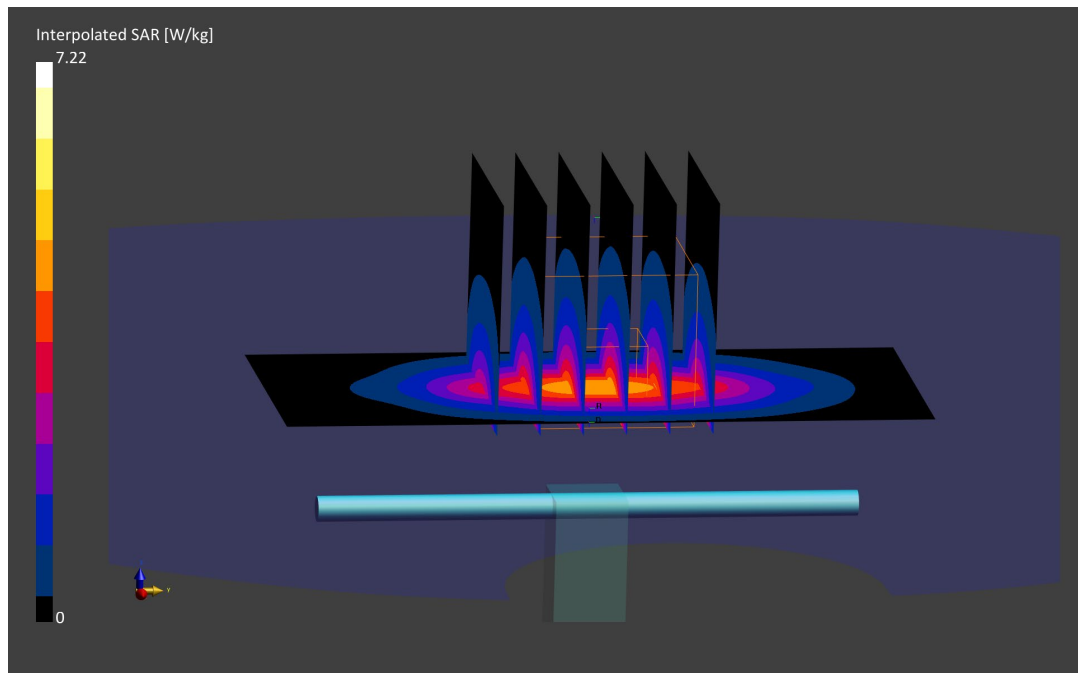
Area Scan (40.0 x 90.0): Measurement grid: dx=10.0 mm, dy=15.0 mm

Zoom Scan (30.0 x 30.0 x 30.0): Measurement grid: dx=6.0 mm, dy=6.0 mm, dz=1.5 mm; Graded Ratio: 1.5

Peak SAR (extrapolated) = 7.23 W/kg

SAR(1 g) = 3.77 W/kg; SAR(10 g) = 1.98 W/kg

Deviation (1 g) = -0.26%; Deviation (10 g) = -1.00%



ELEMENT

DUT: Dipole 1750.0 MHz; Type: D1750V2 - SN1150

Communication System: UID: 0, CW; Frequency: 1750.0 MHz
Medium: 1750 Body; Medium parameters used:
f = 1750.0 MHz; cond = 1.54 S/m; perm = 51.3; density = 1000 kg/m³
Phantom Section: Flat; Space: 10 mm

Test Date: 07/11/2022; Ambient Temp: 20.5°C; Tissue Temp: 20.1°C

Probe: EX3DV4 - SN7660; ConvF:(9.22,9.22,9.22); Calibrated: 2022-05-18
Sensor-Surface: 1.4mm (VMS + 6p)
Electronics: DAE4 Sn1678; Calibrated: 2022-05-10
Phantom: Twin-SAM V5.0; Serial: 1692rightback
Measurement SW: DASY Module SAR V16.0.2.136

1750 MHz System Verification at 20 dBm (100 mW)

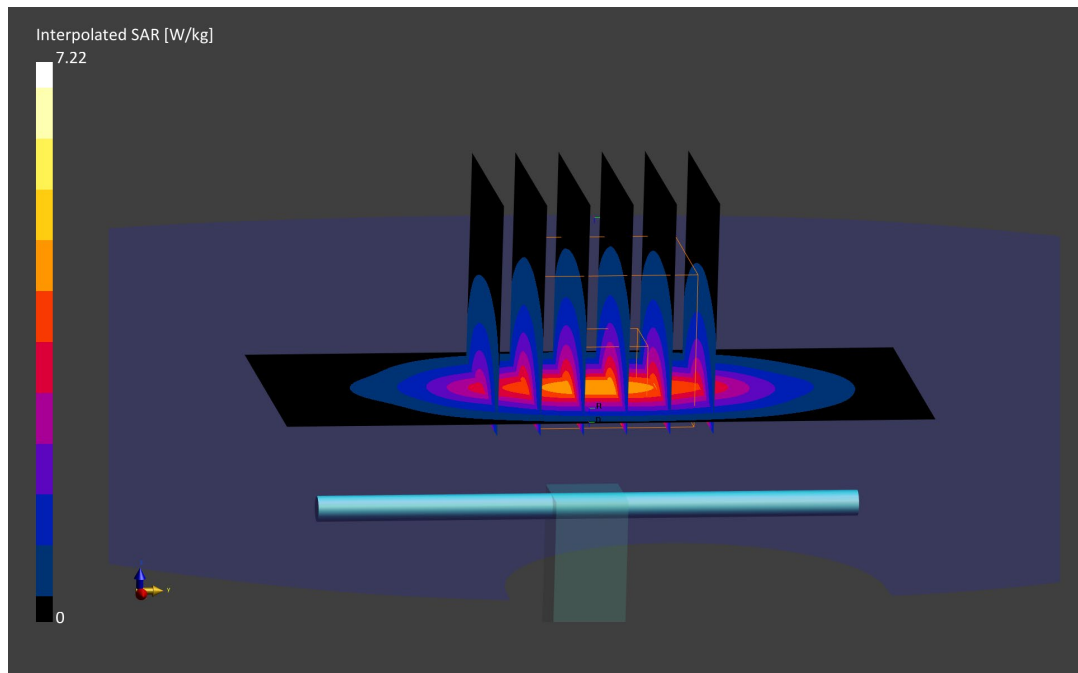
Area Scan (40.0 x 90.0): Measurement grid: dx=10.0 mm, dy=15.0 mm

Zoom Scan (30.0 x 30.0 x 30.0): Measurement grid: dx=6.0 mm, dy=6.0 mm, dz=1.5 mm; Graded Ratio: 1.5

Peak SAR (extrapolated) = 7.22 W/kg

SAR(1 g) = 3.80 W/kg

Deviation (1 g) = 0.53%



ELEMENT

DUT: Dipole 1750.0 MHz; Type: D1750V2 - SN1148

Communication System: UID: 0, CW; Frequency: 1750.0 MHz
Medium: 1750 Body; Medium parameters used:
f = 1750.0 MHz; cond = 1.46 S/m; perm = 54.7; density = 1000 kg/m³
Phantom Section: Flat; Space: 10 mm

Test Date: 07/20/2022; Ambient Temp: 21.6°C; Tissue Temp: 20.9°C

Probe: EX3DV4 - SN7670; ConvF:(8.36,8.36,8.36); Calibrated: 2021-08-05
Sensor-Surface: 1.4mm (VMS + 6p)
Electronics: DAE4 Sn1681; Calibrated: 2021-08-03
Phantom: Twin-SAM V8.0; Serial: 1966
Measurement SW: DASYS Module SAR V16.0.2.136

1750 MHz System Verification at 20 dBm (100 mW)

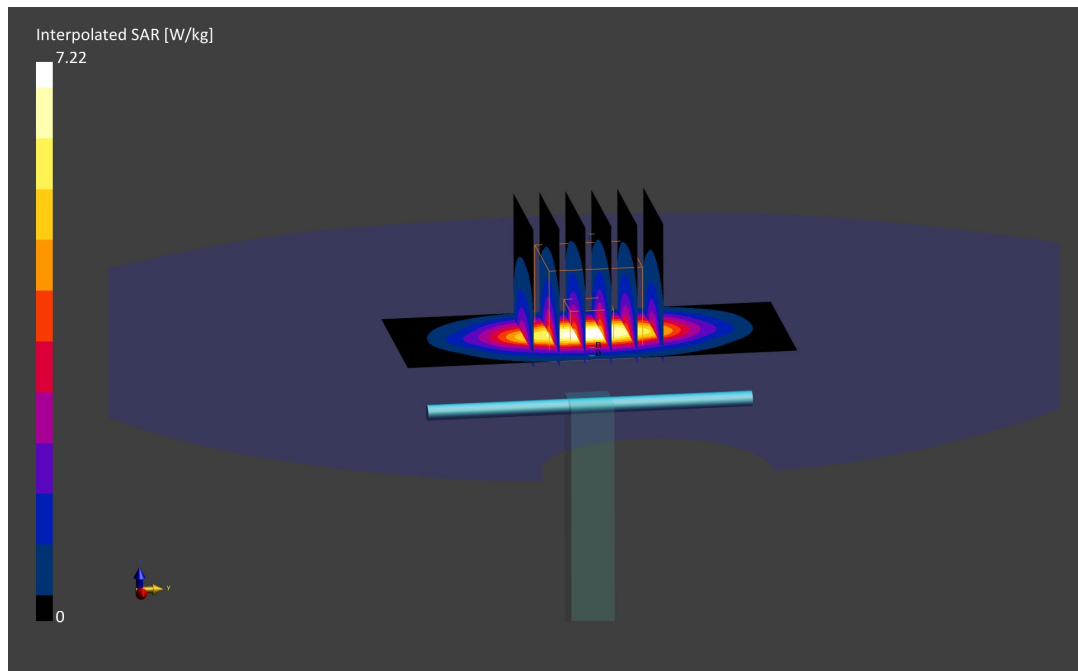
Area Scan (40.0 x 90.0): Measurement grid: dx=10.0 mm, dy=15.0 mm

Zoom Scan (30.0 x 30.0 x 30.0): Measurement grid: dx=6.0 mm, dy=6.0 mm, dz=1.5 mm; Graded Ratio: 1.5

Peak SAR (extrapolated) = 6.99 W/kg

SAR(1 g) = 3.83 W/kg

Deviation (1 g) = 3.23%



ELEMENT

DUT: Dipole 1750.0 MHz; Type: D1750V2 - SN1150

Communication System: UID: 0, CW; Frequency: 1750.0 MHz
Medium: 1750 Body; Medium parameters used:
f = 1750.0 MHz; cond = 1.48 S/m; perm = 52.8; density = 1000 kg/m³
Phantom Section: Flat; Space: 10 mm

Test Date: 07/26/2022; Ambient Temp: 21.9°C; Tissue Temp: 21.6°C

Probe: EX3DV4 - SN7660; ConvF:(9.22,9.22,9.22); Calibrated: 2022-05-18
Sensor-Surface: 1.4mm (VMS + 6p)
Electronics: DAE4 Sn1678; Calibrated: 2022-05-10
Phantom: Twin-SAM V5.0; Serial: 1692rightback
Measurement SW: DASYS Module SAR V16.0.2.136

1750 MHz System Verification at 20 dBm (100 mW)

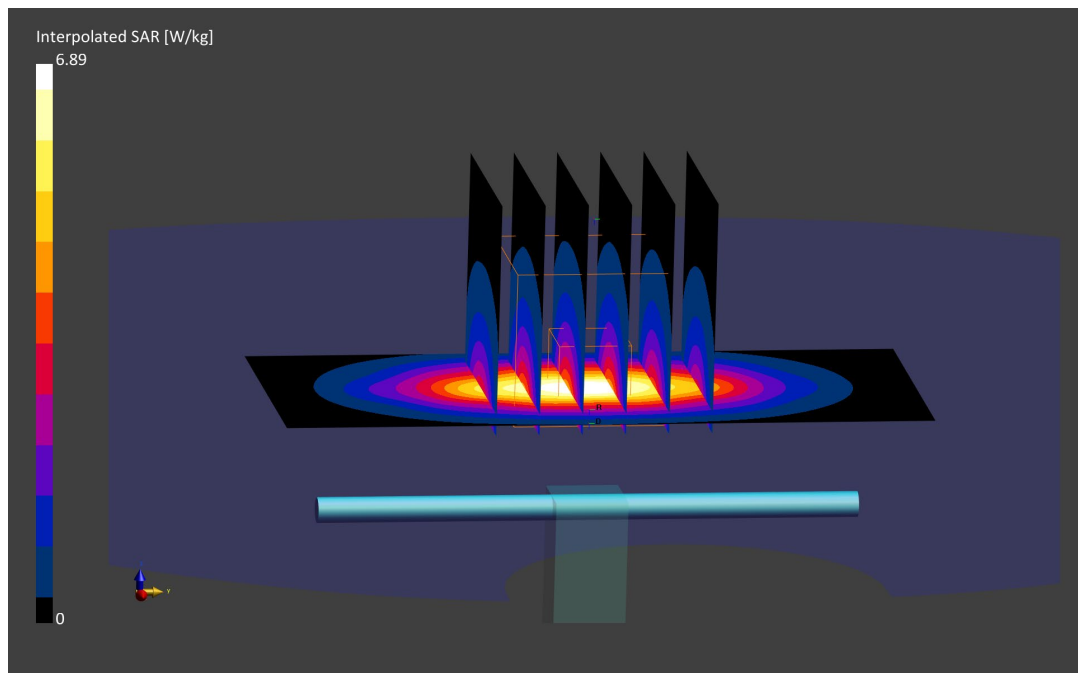
Area Scan (40.0 x 90.0): Measurement grid: dx=10.0 mm, dy=15.0 mm

Zoom Scan (30.0 x 30.0 x 30.0): Measurement grid: dx=6.0 mm, dy=6.0 mm, dz=1.5 mm; Graded Ratio: 1.5

Peak SAR (extrapolated) = 6.89 W/kg

SAR(10 g) = 1.92 W/kg

Deviation (10 g) = -4.00%



ELEMENT

DUT: Dipole 1900.0 MHz; Type: D1900V2 - SN5d149

Communication System: UID: 0, CW; Frequency: 1900.0 MHz
Medium: 1900 Body; Medium parameters used:
f = 1900.0 MHz; cond = 1.58 S/m; perm = 51.1; density = 1000 kg/m³
Phantom Section: Flat; Space: 10 mm

Test Date: 06/27/2022; Ambient Temp: 21.5°C; Tissue Temp: 21.3°C

Probe: EX3DV4 - SN7538; ConvF:(8.28,8.28,8.28); Calibrated: 2021-11-16
Sensor-Surface: 1.4mm (VMS + 6p)
Electronics: DAE4 Sn1323; Calibrated: 2021-11-10
Phantom: Twin-SAM V8.0; Serial: 2056
Measurement SW: DASY Module SAR V16.0.2.83

1900 MHz System Verification at 20 dBm (100 mW)

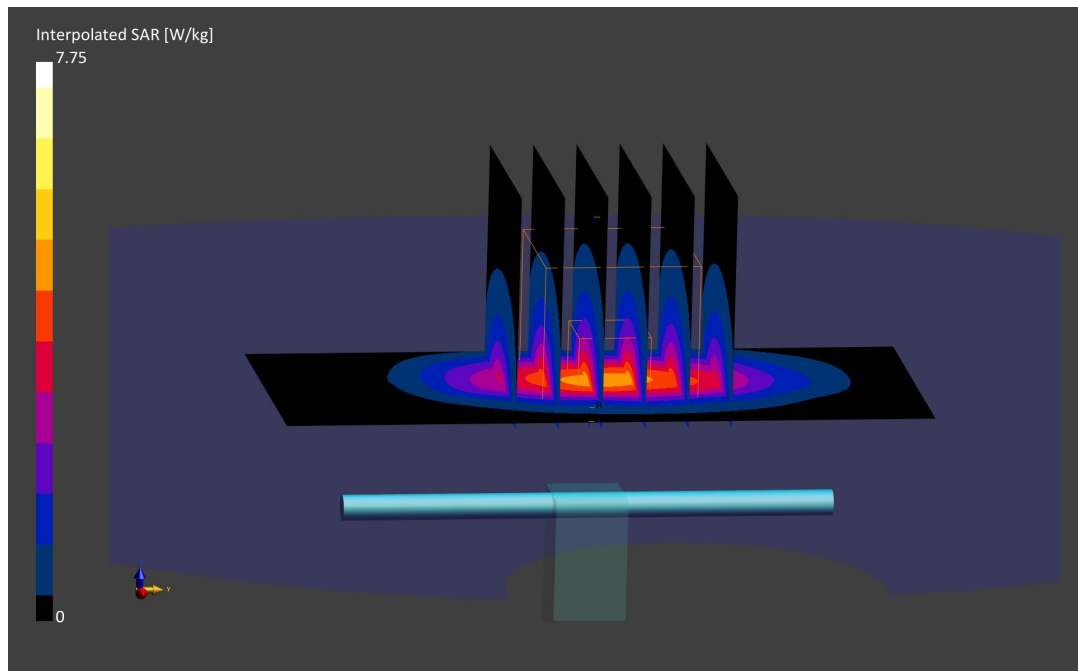
Area Scan (40.0 x 90.0): Measurement grid: dx=10.0 mm, dy=15.0 mm

Zoom Scan (30.0 x 30.0 x 30.0): Measurement grid: dx=6.0 mm, dy=6.0 mm, dz=1.5 mm; Graded Ratio: 1.5

Peak SAR (extrapolated) = 7.75 W/kg

SAR(1 g) = 4.04 W/kg

Deviation (1 g) = 0.00%



ELEMENT

DUT: Dipole 1900.0 MHz; Type: D1900V2 - SN5d080

Communication System: UID: 0, CW; Frequency: 1900.0 MHz
Medium: 1900 Body; Medium parameters used:
f = 1900.0 MHz; cond = 1.57 S/m; perm = 52.0; density = 1000 kg/m³
Phantom Section: Flat; Space: 10 mm

Test Date: 07/18/2022; Ambient Temp: 21.3°C; Tissue Temp: 21.1°C

Probe: EX3DV4 - SN7538; ConvF:(8.28,8.28,8.28); Calibrated: 2021-11-16
Sensor-Surface: 1.4mm (VMS + 6p)
Electronics: DAE4 Sn1323; Calibrated: 2021-11-10
Phantom: Twin-SAM V8.0; Serial: 2056
Measurement SW: DASY Module SAR V16.0.2.83

1900 MHz System Verification at 20 dBm (100 mW)

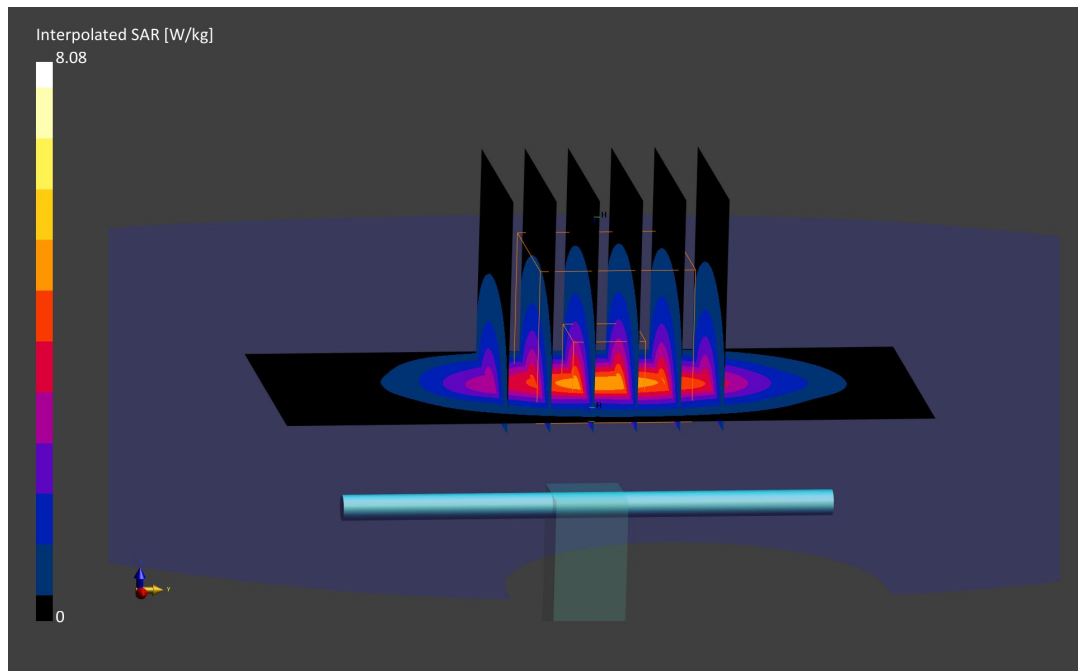
Area Scan (40.0 x 90.0): Measurement grid: dx=10.0 mm, dy=15.0 mm

Zoom Scan (30.0 x 30.0 x 30.0): Measurement grid: dx=6.0 mm, dy=6.0 mm, dz=1.5 mm; Graded Ratio: 1.5

Peak SAR (extrapolated) = 8.08 W/kg

SAR(1 g) = 4.22 W/kg

Deviation (1 g) = 3.69%



ELEMENT

DUT: Dipole 1900.0 MHz; Type: D1900V2 - SN5d148

Communication System: UID: 0, CW; Frequency: 1900.0 MHz
Medium: 1900 Body; Medium parameters used:
f = 1900.0 MHz; cond = 1.58 S/m; perm = 51.3; density = 1000 kg/m³
Phantom Section: Flat; Space: 10 mm

Test Date: 07/20/2022; Ambient Temp: 25.0°C; Tissue Temp: 22.9°C

Probe: EX3DV4 - SN7417; ConvF:(7.92,7.92,7.92); Calibrated: 2022-02-22
Sensor-Surface: 1.4mm (VMS + 6p)
Electronics: DAE4 Sn665; Calibrated: 2022-02-22
Phantom: Twin-SAM V8.0; Serial: 2060
Measurement SW: DASY Module SAR V16.0.2.83

1900 MHz System Verification at 20 dBm (100 mW)

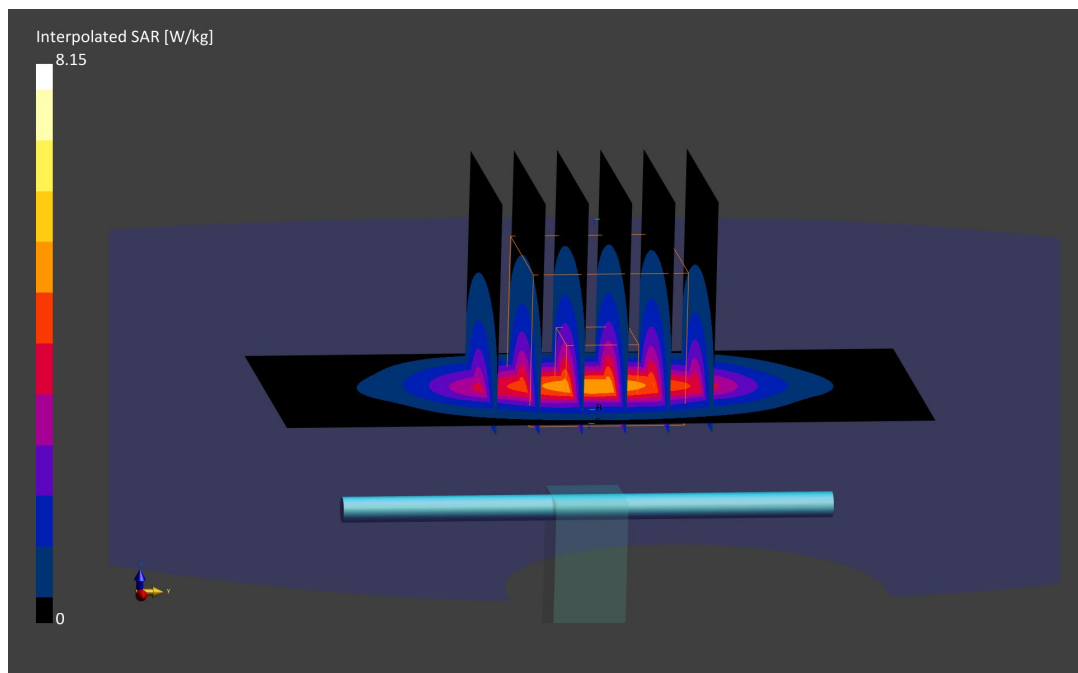
Area Scan (40.0 x 90.0): Measurement grid: dx=10.0 mm, dy=15.0 mm

Zoom Scan (30.0 x 30.0 x 30.0): Measurement grid: dx=6.0 mm, dy=6.0 mm, dz=1.5 mm; Graded Ratio: 1.5

Peak SAR (extrapolated) = 8.15 W/kg

SAR(1 g) = 4.28 W/kg; SAR(10 g) = 2.22 W/kg

Deviation (1 g) = 7.27%; Deviation (10 g) = 6.22%



ELEMENT

DUT: Dipole 1900.0 MHz; Type: D1900V2 - SN5d149

Communication System: UID: 0, CW; Frequency: 1900.0 MHz
Medium: 1900 Body; Medium parameters used:
f = 1900.0 MHz; cond = 1.53 S/m; perm = 53.0; density = 1000 kg/m³
Phantom Section: Flat; Space: 10 mm

Test Date: 07/26/2022; Ambient Temp: 22.4°C; Tissue Temp: 21.2°C

Probe: EX3DV4 - SN7659; ConvF:(9.14,9.14,9.14); Calibrated: 2022-04-20
Sensor-Surface: 1.4mm (VMS + 6p)
Electronics: DAE4 Sn1407; Calibrated: 2022-04-13
Phantom: Twin-SAM V5.0; Serial: 1873
Measurement SW: DASYS Module SAR V16.0.2.136

1900 MHz System Verification at 20 dBm (100 mW)


Area Scan (40.0 x 90.0): Measurement grid: dx=10.0 mm, dy=15.0 mm

Zoom Scan (30.0 x 30.0 x 30.0): Measurement grid: dx=6.0 mm, dy=6.0 mm, dz=1.5 mm; Graded Ratio: 1.5

Peak SAR (extrapolated) = 7.70 W/kg

SAR(1 g) = 4.14 W/kg; SAR(10 g) = 2.17 W/kg

Deviation (1 g) = 2.48%; Deviation (10 g) = 2.84%



ELEMENT

DUT: Dipole 2450.0 MHz; Type: D2450V2 - SN981

Communication System: UID: 0, CW; Frequency: 2450.0 MHz
Medium: 2450 Body; Medium parameters used:
f = 2450.0 MHz; cond = 2.00 S/m; perm = 51.1; density = 1000 kg/m³
Phantom Section: Flat; Space: 10 mm

Test Date: 07/12/2022; Ambient Temp: 21.5°C; Tissue Temp: 21.2°C

Probe: EX3DV4 - SN7552; ConvF:(7.44,7.44,7.44); Calibrated: 2021-09-20
Sensor-Surface: 1.4mm (VMS + 6p)
Electronics: DAE4 Sn1680; Calibrated: 2021-08-04
Phantom: Twin-SAM V8.0; Serial: 2065
Measurement SW: DASY Module SAR V16.0.2.83

2450 MHz System Verification at 20 dBm (100 mW)

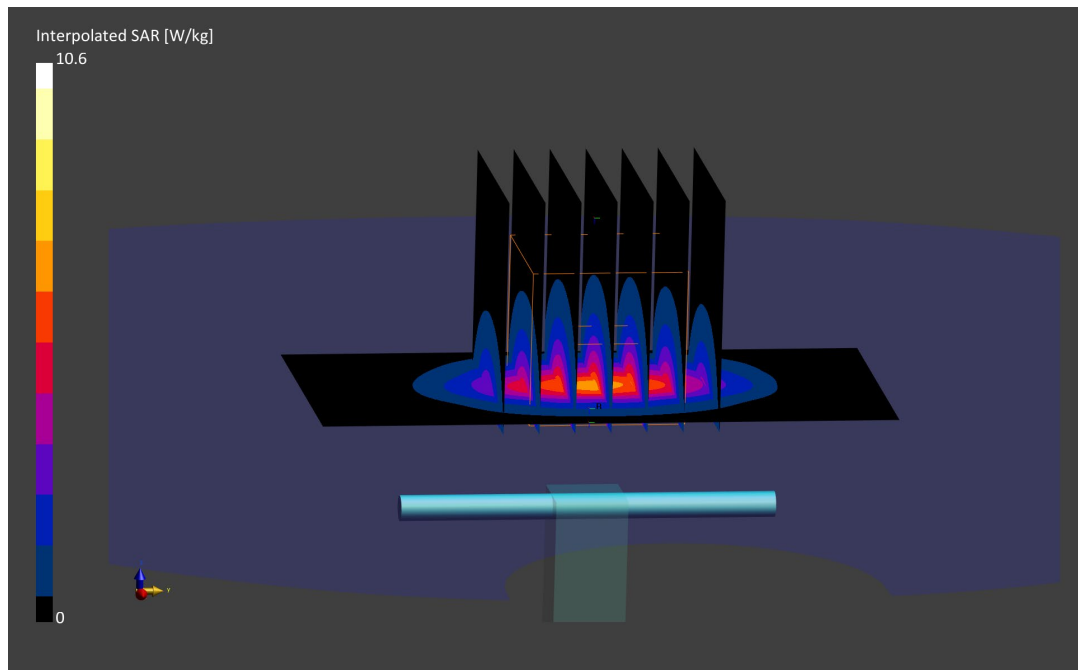
Area Scan (40.0 x 80.0): Measurement grid: dx=10.0 mm, dy=10.0 mm

Zoom Scan (30.0 x 30.0 x 30.0): Measurement grid: dx=5.0 mm, dy=5.0 mm, dz=1.5 mm; Graded Ratio: 1.5

Peak SAR (extrapolated) = 10.6 W/kg

SAR(1 g) = 5.03 W/kg

Deviation (1 g) = 0.00%



ELEMENT

DUT: Dipole 2600.0 MHz; Type: D2600V2 - SN1071

Communication System: UID: 0, CW; Frequency: 2600.0 MHz
Medium: 2450 Body; Medium parameters used:
f = 2600.0 MHz; cond = 2.11 S/m; perm = 50.4; density = 1000 kg/m³
Phantom Section: Flat; Space: 10 mm

Test Date: 06/28/2022; Ambient Temp: 21.3°C; Tissue Temp: 24.0°C

Probe: EX3DV4 - SN7552; ConvF:(7.28,7.28,7.28); Calibrated: 2021-09-20
Sensor-Surface: 1.4mm (VMS + 6p)
Electronics: DAE4 Sn1680; Calibrated: 2021-08-04
Phantom: Twin-SAM V8.0; Serial: 2065
Measurement SW: DASY Module SAR V16.0.2.83

2600 MHz System Verification at 20 dBm (100 mW)

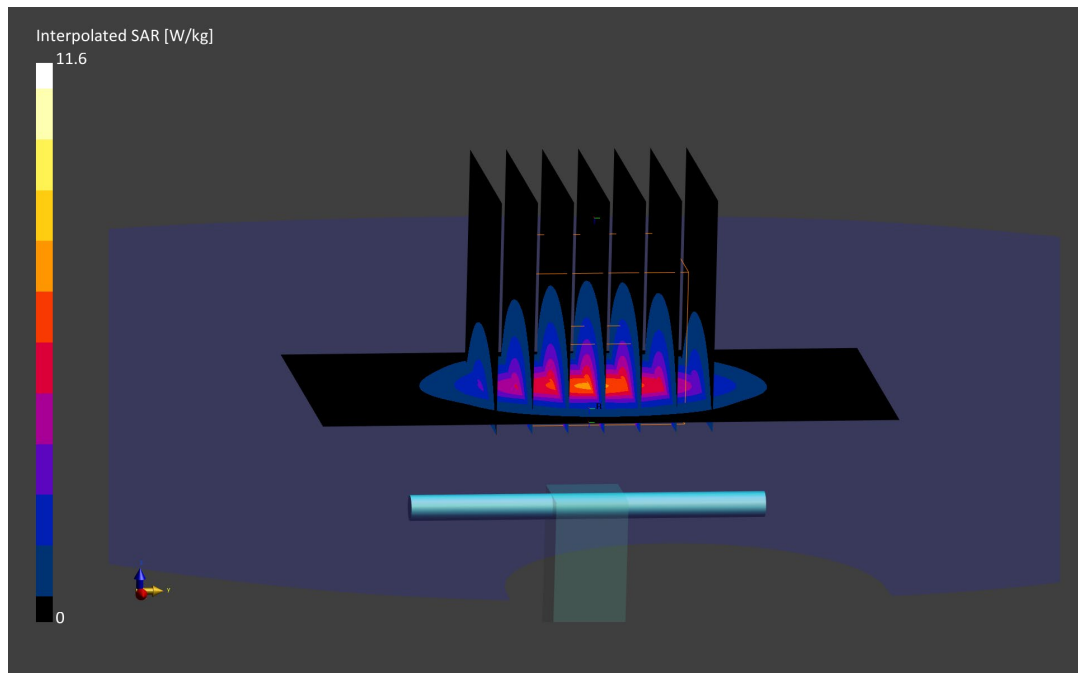
Area Scan (40.0 x 80.0): Measurement grid: dx=10.0 mm, dy=10.0 mm

Zoom Scan (30.0 x 30.0 x 30.0): Measurement grid: dx=5.0 mm, dy=5.0 mm, dz=1.5 mm; Graded Ratio: 1.5

Peak SAR (extrapolated) = 11.6 W/kg

SAR(1 g) = 5.28 W/kg; SAR(10 g) = 2.36 W/kg

Deviation (1 g) = -2.76%; Deviation (10 g) = -2.07%



ELEMENT

DUT: Dipole 3700.0 MHz; Type: D3700V2 - SN1018

Communication System: UID: 0, CW; Frequency: 3700.0 MHz
Medium: 3600 Body; Medium parameters used:
f = 3700.0 MHz; cond = 3.47 S/m; perm = 52.8; density = 1000 kg/m³
Phantom Section: Flat; Space: 10 mm

Test Date: 07/03/2022; Ambient Temp: 22.2°C; Tissue Temp: 20.8°C

Probe: EX3DV4 - SN7670; ConvF:(6.5,6.5,6.5); Calibrated: 2021-08-05
Sensor-Surface: 1.4mm (VMS + 6p)
Electronics: DAE4 Sn1681; Calibrated: 2021-08-03
Phantom: Twin-SAM V8.0; Serial: 1966
Measurement SW: DASYS Module SAR V16.0.2.136

3700 MHz System Verification at 20 dBm (100 mW)


Area Scan (40.0 x 80.0): Measurement grid: dx=10.0 mm, dy=10.0 mm

Zoom Scan (28.0 x 28.0 x 28.0): Measurement grid: dx=5.0 mm, dy=5.0 mm, dz=1.4 mm; Graded Ratio: 1.5

Peak SAR (extrapolated) = 15.5 W/kg

SAR(1 g) = 6.01 W/kg

Deviation (1 g) = -5.35%



ELEMENT

DUT: Dipole 3700.0 MHz; Type: D3700V2 - SN1018

Communication System: UID: 0, CW; Frequency: 3700.0 MHz
Medium: 3600 Body; Medium parameters used:
f = 3700.0 MHz; cond = 3.40 S/m; perm = 49.9; density = 1000 kg/m³
Phantom Section: Flat; Space: 10 mm

Test Date: 07/18/2022; Ambient Temp: 21.3°C; Tissue Temp: 20.6°C

Probe: EX3DV4 - SN7660; ConvF:(6.7,6.7,6.7); Calibrated: 2022-05-18
Sensor-Surface: 1.4mm (VMS + 6p)
Electronics: DAE4 Sn1678; Calibrated: 2022-05-10
Phantom: Twin-SAM V5.0; Serial: 1692rightback
Measurement SW: DASYS Module SAR V16.0.2.136

3700 MHz System Verification at 20 dBm (100 mW)


Area Scan (40.0 x 80.0): Measurement grid: dx=10.0 mm, dy=10.0 mm

Zoom Scan (28.0 x 28.0 x 28.0): Measurement grid: dx=5.0 mm, dy=5.0 mm, dz=1.4 mm; Graded Ratio: 1.5

Peak SAR (extrapolated) = 16.4 W/kg

SAR(1 g) = 6.44 W/kg; SAR(10 g) = 2.38 W/kg

Deviation (1 g) = 1.42%; Deviation (10 g) = 5.78%



ELEMENT

DUT: Dipole 3900.0 MHz; Type: D3900V2 - SN1073

Communication System: UID: 0, CW; Frequency: 3900.0 MHz
Medium: 3600 Body; Medium parameters used:
f = 3900.0 MHz; cond = 3.63 S/m; perm = 49.6; density = 1000 kg/m³
Phantom Section: Flat; Space: 10 mm

Test Date: 07/18/2022; Ambient Temp: 21.3°C; Tissue Temp: 20.6°C

Probe: EX3DV4 - SN7660; ConvF:(6.5,6.5,6.5); Calibrated: 2022-05-18
Sensor-Surface: 1.4mm (VMS + 6p)
Electronics: DAE4 Sn1678; Calibrated: 2022-05-10
Phantom: Twin-SAM V5.0; Serial: 1692rightback
Measurement SW: DASYS Module SAR V16.0.2.136

3900 MHz System Verification at 20 dBm (100 mW)


Area Scan (40.0 x 80.0): Measurement grid: dx=10.0 mm, dy=10.0 mm

Zoom Scan (28.0 x 28.0 x 28.0): Measurement grid: dx=5.0 mm, dy=5.0 mm, dz=1.4 mm; Graded Ratio: 1.5

Peak SAR (extrapolated) = 17.9 W/kg

SAR(1 g) = 6.67 W/kg; SAR(10 g) = 2.33 W/kg

Deviation (1 g) = 3.73%; Deviation (10 g) = 5.91%



ELEMENT

DUT: Dipole 5250.0 MHz; Type: D5GHzV2 - SN1057

Communication System: UID: 0, CW; Frequency: 5250.0 MHz
Medium: 5200-5800 Body; Medium parameters used:
f = 5250.0 MHz; cond = 5.41 S/m; perm = 48.5; density = 1000 kg/m³
Phantom Section: Flat; Space: 10 mm

Test Date: 07/05/2022; Ambient Temp: 22.1°C; Tissue Temp: 20.8°C

Probe: EX3DV4 - SN7417; ConvF:(4.91,4.91,4.91); Calibrated: 2022-02-22
Sensor-Surface: 1.4mm (VMS + 6p)
Electronics: DAE4 Sn665; Calibrated: 2022-02-22
Phantom: Twin-SAM V8.0; Serial: 2060
Measurement SW: DASYS Module SAR V16.0.2.136

5250 MHz System Verification at 17 dBm (50 mW)


Area Scan (40.0 x 80.0): Measurement grid: dx=10.0 mm, dy=10.0 mm

Zoom Scan (22.0 x 22.0 x 22.0): Measurement grid: dx=4.0 mm, dy=4.0 mm, dz=1.4 mm; Graded Ratio: 1.4

Peak SAR (extrapolated) = 12.5 W/kg

SAR(1 g) = 3.38 W/kg; SAR(10 g) = 0.958 W/kg

Deviation (1 g) = -8.89%; Deviation (10 g) = -6.99%



ELEMENT

DUT: Dipole 5600.0 MHz; Type: D5GHzV2 - SN1057

Communication System: UID: 0, CW; Frequency: 5600.0 MHz
Medium: 5200-5800 Body; Medium parameters used:
f = 5600.0 MHz; cond = 5.93 S/m; perm = 47.8; density = 1000 kg/m³
Phantom Section: Flat; Space: 10 mm

Test Date: 07/05/2022; Ambient Temp: 22.1°C; Tissue Temp: 20.8°C

Probe: EX3DV4 - SN7417; ConvF:(4.35,4.35,4.35); Calibrated: 2022-02-22
Sensor-Surface: 1.4mm (VMS + 6p)
Electronics: DAE4 Sn665; Calibrated: 2022-02-22
Phantom: Twin-SAM V8.0; Serial: 2060
Measurement SW: DASYS Module SAR V16.0.2.136

5600 MHz System Verification at 17 dBm (50 mW)


Area Scan (40.0 x 80.0): Measurement grid: dx=10.0 mm, dy=10.0 mm

Zoom Scan (22.0 x 22.0 x 22.0): Measurement grid: dx=4.0 mm, dy=4.0 mm, dz=1.4 mm; Graded Ratio: 1.4

Peak SAR (extrapolated) = 14.7 W/kg

SAR(1 g) = 3.64 W/kg; SAR(10 g) = 1.02 W/kg

Deviation (1 g) = -5.45%; Deviation (10 g) = -3.77%



ELEMENT

DUT: Dipole 5750.0 MHz; Type: D5GHzV2 - SN1057

Communication System: UID: 0, CW; Frequency: 5750.0 MHz
Medium: 5200-5800 Body; Medium parameters used:
f = 5750.0 MHz; cond = 6.16 S/m; perm = 47.5; density = 1000 kg/m³
Phantom Section: Flat; Space: 10 mm

Test Date: 07/05/2022; Ambient Temp: 22.1°C; Tissue Temp: 20.8°C

Probe: EX3DV4 - SN7417; ConvF:(4.43,4.43,4.43); Calibrated: 2022-02-22
Sensor-Surface: 1.4mm (VMS + 6p)
Electronics: DAE4 Sn665; Calibrated: 2022-02-22
Phantom: Twin-SAM V8.0; Serial: 2060
Measurement SW: DASYS Module SAR V16.0.2.136

5750 MHz System Verification at 17 dBm (50 mW)

Area Scan (40.0 x 80.0): Measurement grid: dx=10.0 mm, dy=10.0 mm

Zoom Scan (22.0 x 22.0 x 22.0): Measurement grid: dx=4.0 mm, dy=4.0 mm, dz=1.4 mm; Graded Ratio: 1.4

Peak SAR (extrapolated) = 14.3 W/kg

SAR(1 g) = 3.39 W/kg; SAR(10 g) = 0.958 W/kg

Deviation (1 g) = -9.48%; Deviation (10 g) = -7.44%

