

APPENDIX F: DUT ANTENNA DIAGRAM & TEST SETUP PHOTOGRAPHS

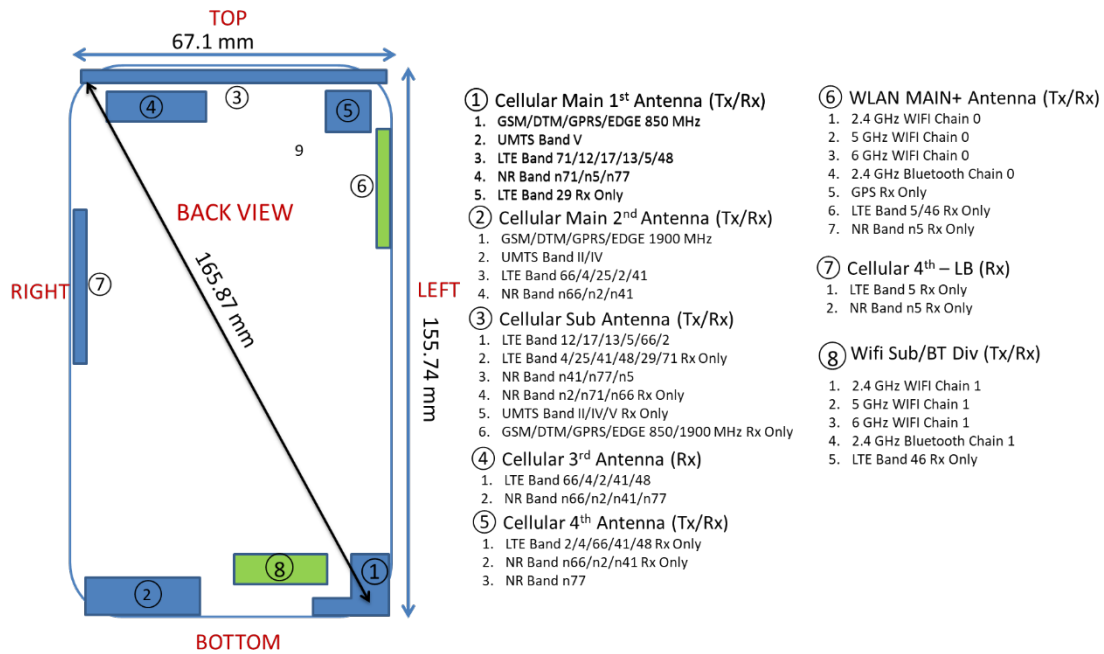


Figure F-1
DUT Antenna Locations

Note: Exact antenna dimensions and separation distances are shown in the Technical Descriptions in the FCC Filing.

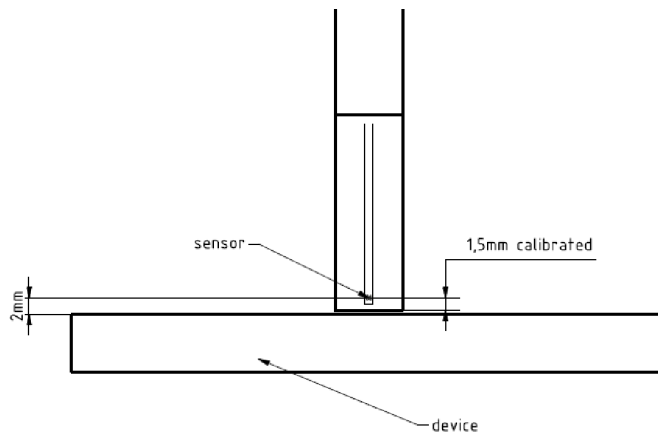


Figure F-2
EUmWVx Probe

Note: Distances below are distance from device surface to sensor-center. Therefore, distances include 1.5 mm for Probe Tip to Sensor Calibration Points.

FCC ID: PY7-76056F	WIFI 6 GHZ RF EXPOSURE EVALUATION	Approved by: Technical Manager
DUT Type: Portable Handset		APPENDIX F: Page 2 of 14

REV 2.0




Figure F-3
SAR Test Setup Photo – Head Right, Cheek at 0 mm




Figure F-4
SAR Test Setup Photo – Head Right, Tilt at 0 mm

FCC ID: PY7-76056F	WIFI 6 GHZ RF EXPOSURE EVALUATION	Approved by: Technical Manager
DUT Type: Portable Handset		APPENDIX F: Page 3 of 14

REV 2.0




Figure F-5
SAR Test Setup Photo – Head Left, Cheek at 0 mm




Figure F-6
SAR Test Setup Photo – Head Left, Tilt at 0 mm

FCC ID: PY7-76056F	WIFI 6 GHZ RF EXPOSURE EVALUATION	Approved by: Technical Manager
DUT Type: Portable Handset		APPENDIX F: Page 4 of 14

REV 2.0



Figure F-7
SAR Test Setup Photo – Bodyworn, Back Side at 10 mm




Figure F-8
SAR Test Setup Photo – Phablet, Back Side at 0 mm

FCC ID: PY7-76056F	WIFI 6 GHZ RF EXPOSURE EVALUATION	Approved by: Technical Manager
DUT Type: Portable Handset		APPENDIX F: Page 5 of 14

REV 2.0




Figure F-9
SAR Test Setup Photo – Phablet, Front Side at 0 mm




Figure F-10
SAR Test Setup Photo – Phablet, Left Edge at 0 mm

FCC ID: PY7-76056F	WIFI 6 GHZ RF EXPOSURE EVALUATION	Approved by: Technical Manager
DUT Type: Portable Handset		APPENDIX F: Page 6 of 14

REV 2.0



Figure F-11
SAR Test Setup Photo – Phablet, Top Edge at 0 mm




Figure F-12
SAR Test Setup Photo – Phablet, Bottom Edge at 0 mm

FCC ID: PY7-76056F	WIFI 6 GHZ RF EXPOSURE EVALUATION	Approved by: Technical Manager
DUT Type: Portable Handset		APPENDIX F: Page 7 of 14

REV 2.0

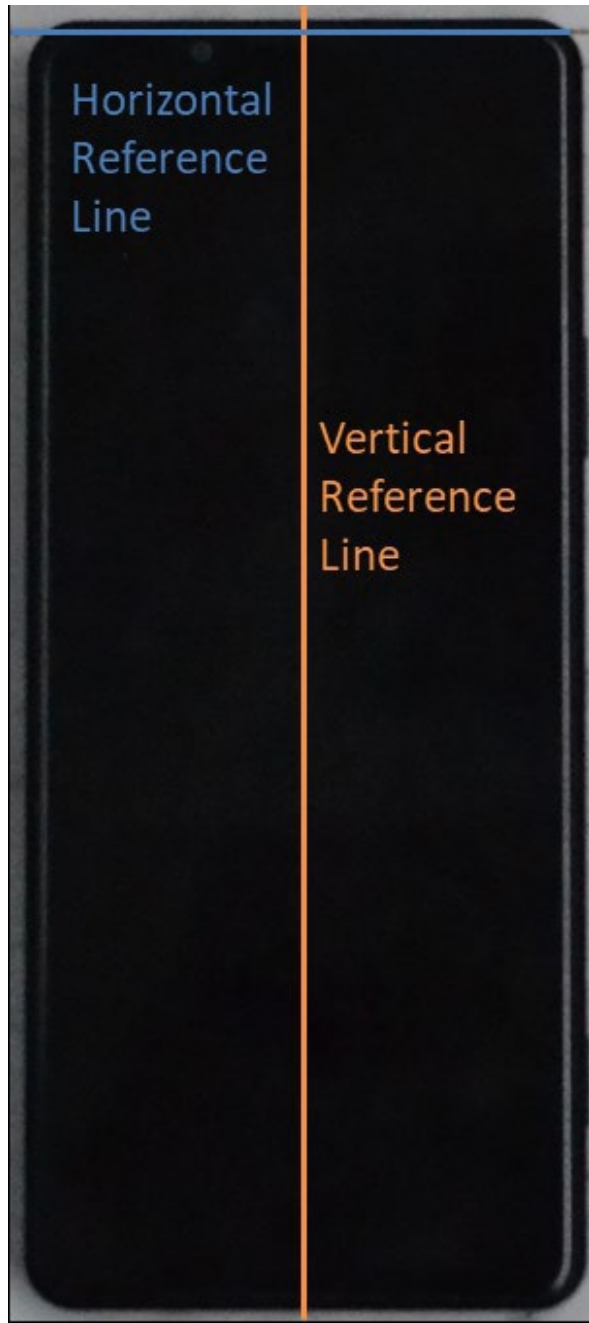


Figure F-13
SAR Test Setup Photo – Reference Lines

FCC ID: PY7-76056F	WIFI 6 GHZ RF EXPOSURE EVALUATION	Approved by: Technical Manager
DUT Type: Portable Handset		APPENDIX F: Page 8 of 14

REV 2.0




Figure F-14
Near Field Power Density Test Setup Photo – Back Side at 2 mm

FCC ID: PY7-76056F	WIFI 6 GHZ RF EXPOSURE EVALUATION	Approved by: Technical Manager
DUT Type: Portable Handset		APPENDIX F: Page 9 of 14

REV 2.0




Figure F-15
Near Field Power Density Test Setup Photo – Front Side at 2 mm

FCC ID: PY7-76056F	WIFI 6 GHZ RF EXPOSURE EVALUATION	Approved by: Technical Manager
DUT Type: Portable Handset		APPENDIX F: Page 10 of 14

REV 2.0




Figure F-16
Near Field Power Density Test Setup Photo – Top Edge at 2 mm

FCC ID: PY7-76056F	WIFI 6 GHZ RF EXPOSURE EVALUATION	Approved by: Technical Manager
DUT Type: Portable Handset		APPENDIX F: Page 11 of 14

REV 2.0




Figure F-17
Near Field Power Density Test Setup Photo – Bottom Edge at 2 mm

FCC ID: PY7-76056F	WIFI 6 GHZ RF EXPOSURE EVALUATION	Approved by: Technical Manager
DUT Type: Portable Handset		APPENDIX F: Page 12 of 14

REV 2.0




Figure F-18
Near Field Power Density Test Setup Photo – Left Edge at 2 mm

FCC ID: PY7-76056F	WIFI 6 GHZ RF EXPOSURE EVALUATION	Approved by: Technical Manager
DUT Type: Portable Handset		APPENDIX F: Page 13 of 14

REV 2.0




Figure F-19
Near Field Power Density Test Setup Photo – Left Edge at 9.16 mm

FCC ID: PY7-76056F	WIFI 6 GHZ RF EXPOSURE EVALUATION	Approved by: Technical Manager
DUT Type: Portable Handset		APPENDIX F: Page 14 of 14

REV 2.0