

# APPENDIX B: VERIFICATION PLOTS

FCC ID: PY7-76056F	FCC URS (UNINTENTIONAL RADIATOR RF SOURCES) RF EXPOSURE EVALUATION	Approved by: Technical Manager
Apparatus/Device: Portable Handset		APPENDIX B: Page 1 of 4

# cDASY6 Module WPT Measurement Report

## Device under test

Model / Manufacturer:  
SPEAG V-COIL50/400

Serial number:  
1012

Dimensions:  
125mm x 250mm x 35mm

Measurement scenario:  
400kHz verification

## Hardware setup

DASY version:  
cDASY6 Module WPT, 1.2.0.8

Notebook version:  
1.2.5

Probe model / serial number:  
Single Probe with reference / WP000100

## Scan setup

Type:  
Static

Resolution:  
X: 7.00 mm, Y: 7.00 mm, Z: 7.00 mm

Dimensions:  
X: 112.00 mm, Y: 112.00 mm, Z: 56.00 mm

Completed on:  
2022/07/21 18:25:53

## Measurement results

Maximum H-field:  
172.55 A/m (rms)

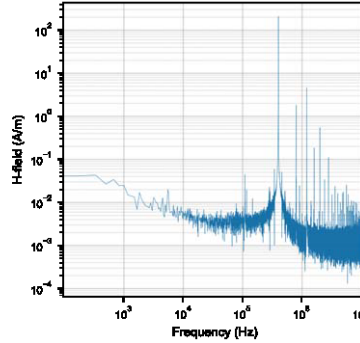
Location of maximum relative to DUT:  
X: 0.00 m, Y: 0.00 m, Z: 7.00 mm

Maximum H-field (x, y, z):  
142.88 A/m, 145.55 A/m, 243.59 A/m

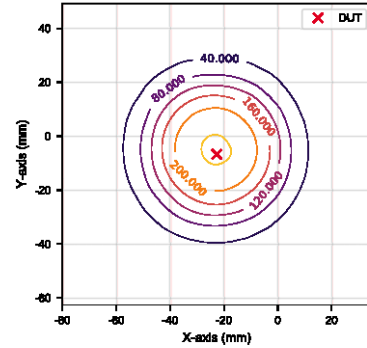
Peak frequency:  
400.00 kHz (median)

Distance to -20.0 dB boundary:  
39.60 mm

H-field magnitude at maximum



H-field magnitude at lowest plane



## Induced quantities in the anatomical model (f = 400.00 kHz, $\sigma = 0.355$ S/m, reconstruction error = 8.6%)

Spacing (mm)	Peak Hinc (A/m, rms)	Peak Efld (V/m, rms)		Peak Jfld (A/m <sup>2</sup> , rms)		peSAR (mW/kg)		-20 dB radius (mm)
		Cube avg.	Line avg.	Surface avg.	1g avg.	10g avg.		
2.00	268	4.93	5.04	1.46	4.21	2.06	38.4	

## Standard compliance evaluation

Spacing (mm)	ICNIRP 2020 (dB)			ICNIRP 1998 (dB)			IEEE 2019 (dB)			FCC 2020 (dB)			HC Code 8 (dB)		
	Peak Hinc (RL)	Peak Efld (BR)	peSAR (BR)	Peak Hinc (RL)	Peak Jfld (BR)	peSAR (BR)	Peak Hinc (RL)	Peak Efld (BR)	peSAR (BR)	Peak Hinc (RL)	Peak Efld (BR)	peSAR (BR)	Peak Hinc (RL)	Peak Efld (BR)	peSAR (BR)
2.00	27.6	-20.6	-29.9	44.2	5.37	-29.9	10.2	-24.2	-29.9	44.6	-20.6	-25.8	44.2	-20.6	-25.8

## Standard compliance evaluation (coverage factor-adjusted) (Coefficients: $w_{E1} = 3.0$ , $w_{E2} = 2.0$ , $w_J = 1.0$ , $w_{SAR1g} = 1.0$ , $w_{SAR10g} = 1.0$ )

Spacing (mm)	ICNIRP 2020 (dB)			ICNIRP 1998 (dB)			IEEE 2019 (dB)			FCC 2020 (dB)			HC Code 8 (dB)		
	Peak Efld (BR)	peSAR (BR)	Peak Jfld (BR)	Peak Efld (BR)	peSAR (BR)	Peak Efld (BR)	peSAR (BR)	Peak Efld (BR)	peSAR (BR)	Peak Efld (BR)	peSAR (BR)	Peak Efld (BR)	peSAR (BR)		
2.00	-13.4	-31.0	3.07	-31.0	-31.0	-20.5	-31.0	-13.4	-26.9	-13.4	-26.9	-13.4	-26.9		

Document generated at 2022/07/21 18:36:27, Sim4Life version: 6.2.0.4280

FCC ID: PY7-76056F	FCC URS (UNINTENTIONAL RADIATOR RF SOURCES) RF EXPOSURE EVALUATION	Approved by: Technical Manager
Apparatus/Device: Portable Handset		APPENDIX B: Page 2 of 4

# ELEMENT

**DUT: Dipole 5800.0 MHz; Type: D5GHzV2 - SN1057**

Communication System: UID: 0, CW; Frequency: 5800.0 MHz  
 Medium: 5200-5800 Body; Medium parameters used:  
 $f = 5800.0$  MHz;  $\text{cond} = 6.22$  S/m;  $\text{perm} = 46.2$ ;  $\text{density} = 1000$  kg/m<sup>3</sup>  
 Phantom Section: Flat; Space: 10 mm

Test Date: 07/13/2022; Ambient Temp: 21.1<sup>0</sup>C; Tissue Temp: 21.5<sup>0</sup>C

Probe: EX3DV4 - SN7551; ConvF:(4.04,4.04,4.04); Calibrated: 2021-10-26  
 Sensor-Surface: 1.4mm (VMS + 6p)  
 Electronics: DAE4 Sn1449; Calibrated: 2021-09-15  
 Phantom: Twin-SAM V8.0 (Left); Serial: 1964  
 Measurement SW: DASY Module SAR V16.0.2.136

## 5800 MHz System Verification at 17 dBm (50 mW)

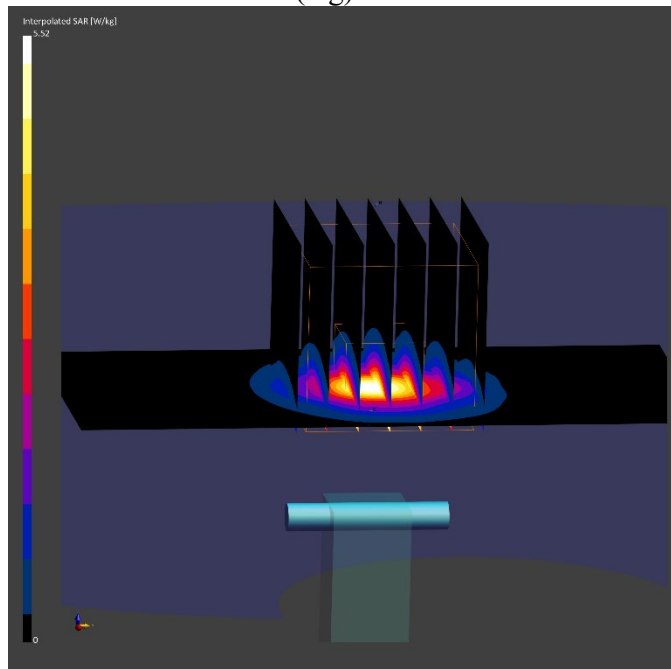
**Area Scan (40.0 x 80.0):** Measurement grid:  $dx=10.0$  mm,  $dy=10.0$  mm

**Zoom Scan (22.0 x 22.0 x 22.0):** Measurement grid:  $dx=4.0$  mm,  $dy=4.0$  mm,  $dz=1.4$  mm; Graded Ratio: 1.4

Peak SAR (extrapolated) = 15.4 W/kg

**SAR(1 g) = 3.68 W/kg; SAR(10 g) = 1.03 W/kg**

Deviation (1 g) = -1.60%



FCC ID: PY7-76056F	<b>FCC URS (UNINTENTIONAL RADIATOR RF SOURCES) RF EXPOSURE EVALUATION</b>	<b>Approved by:</b> Technical Manager
<b>Apparatus/Device:</b> Portable Handset		APPENDIX B: Page 3 of 4

# ELEMENT

## 10 GHz System Verification

Date: 07/11/2022

<b>DUT</b>	<b>Serial Number</b>
10 GHz Verification Source	1004

### Exposure Conditions

<b>Phantom Section</b>	<b>Position</b>	<b>Test Distance [mm]</b>	<b>Band</b>	<b>Frequency [MHz]</b>
5G	FRONT	10.00	Validation band	10000.0

### Hardware Setup

<b>Probe, Calibration Date</b>	<b>DAE, Calibration Date</b>
EUmmWV3 - SN9407 F1-55GHz, 2021-12-13	DAE4ip Sn1639, 2022-01-21

### Software Setup

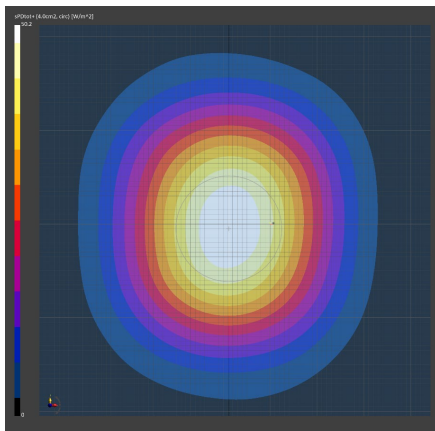
<b>Software</b>	<b>Software Version</b>
cDasy6 Module mmWave	3.0.0.841

### Scans Setup

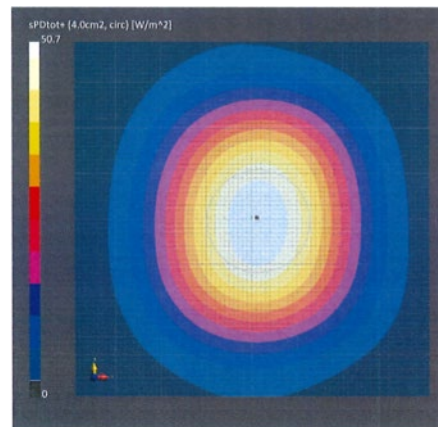
<b>Scan Type</b>	5G Scan
<b>Grid Extents [mm]</b>	120.0 x 120.0
<b>Grid Steps [lambda]</b>	0.25 x 0.25
<b>Sensor Surface [mm]</b>	10.0

### Measurement Results

<b>Scan Type</b>	5G Scan
<b>Avg. Area [cm<sup>2</sup>]</b>	4.00
<b>pS<sub>tot</sub> avg [W/m<sup>2</sup>]</b>	50.2
<b>pS<sub>n</sub> avg [W/m<sup>2</sup>]</b>	50.0
<b>E<sub>peak</sub> [V/m]</b>	145
<b>Deviation [dB]</b>	-0.04



10GHz System Verification



Calibration Certificate

<b>FCC ID:</b> PY7-76056F	<b>FCC URS (UNINTENTIONAL RADIATOR RF SOURCES) RF EXPOSURE EVALUATION</b>	<b>Approved by:</b> Technical Manager
<b>Apparatus/Device:</b> Portable Handset		<b>APPENDIX B:</b> Page 4 of 4