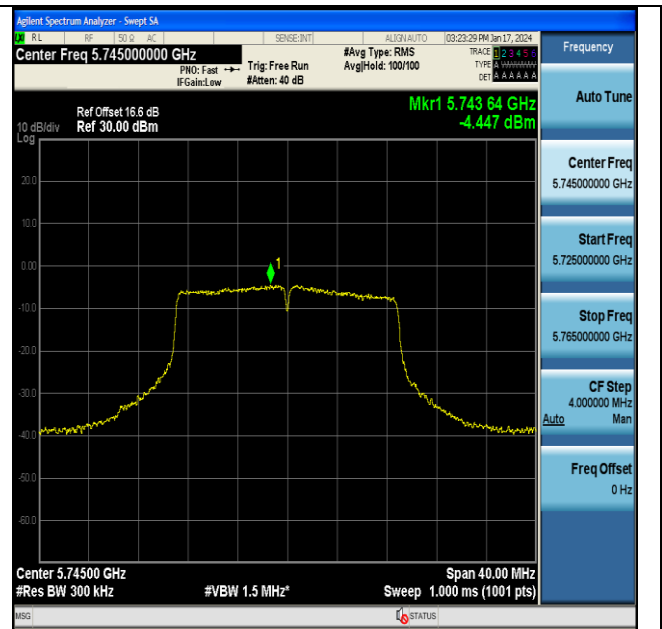
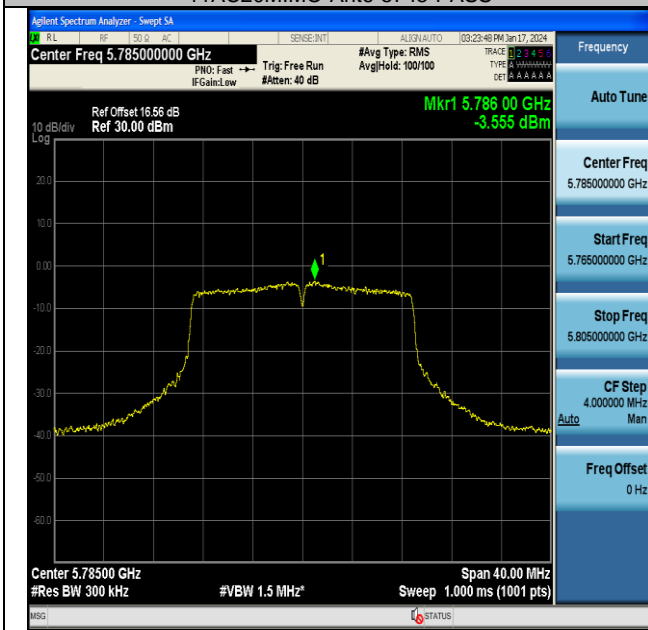


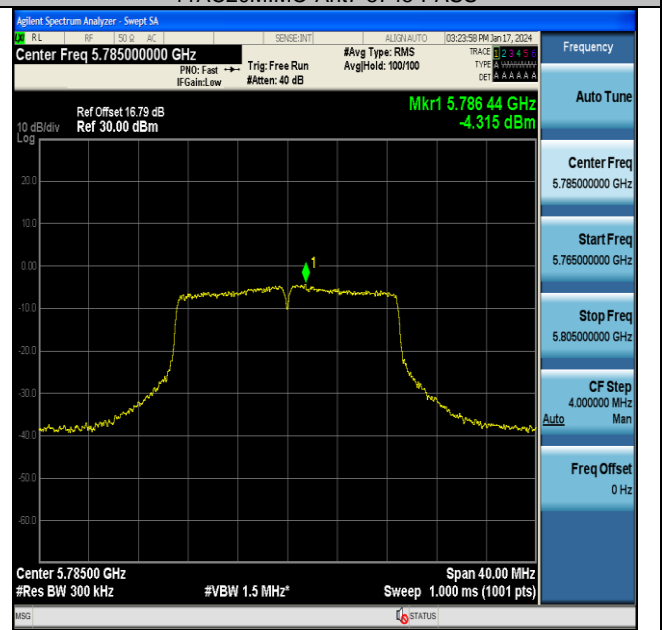
11AC20MIMO-Ant6-5745-PASS



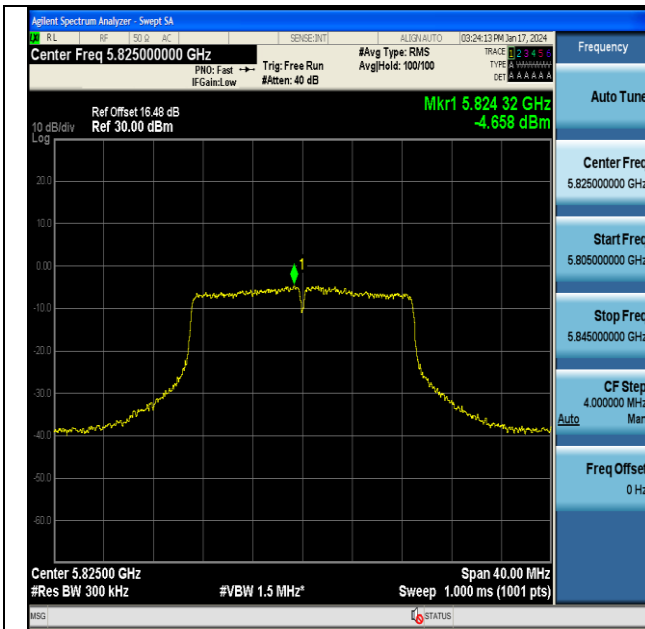
11AC20MIMO-Ant7-5745-PASS



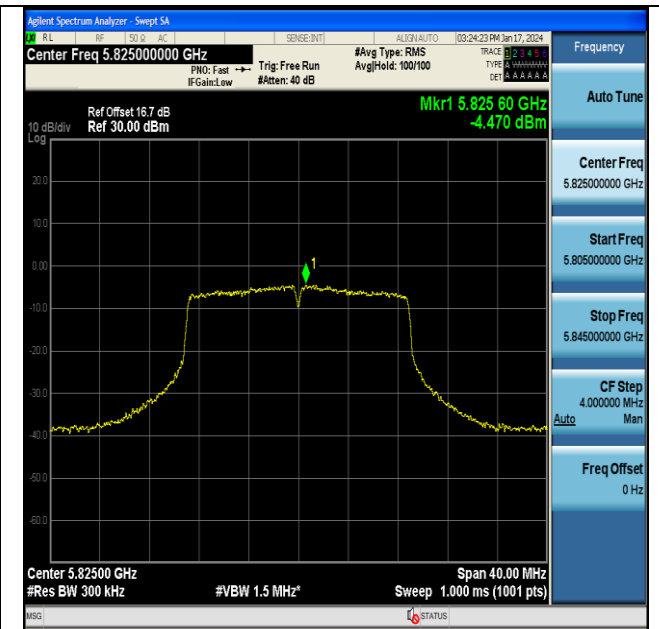
11AC20MIMO-Ant6-5785-PASS



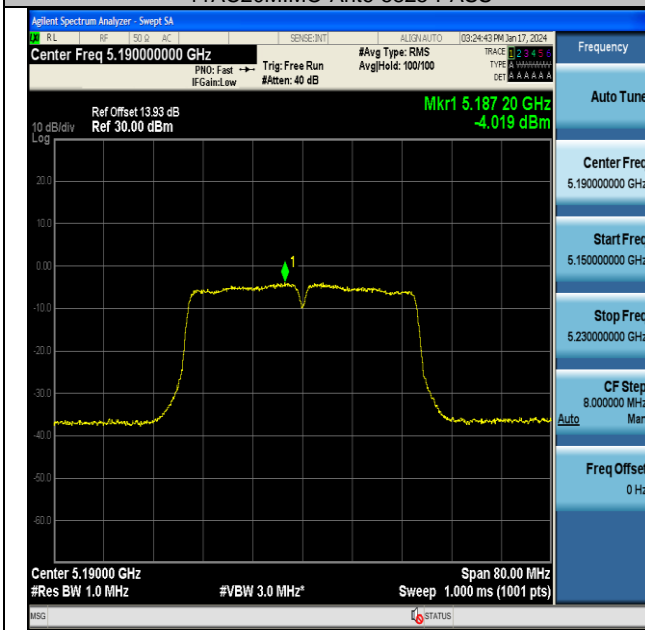
11AC20MIMO-Ant7-5785-PASS



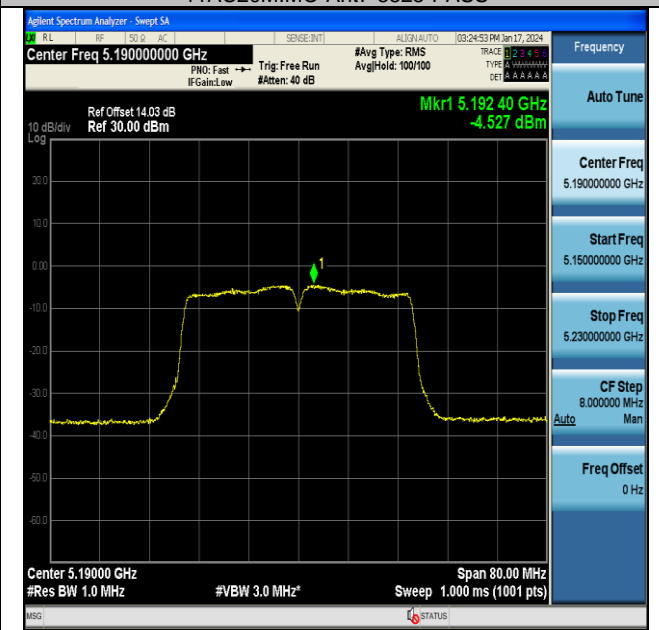
11AC20MIMO-Ant6-5825-PASS



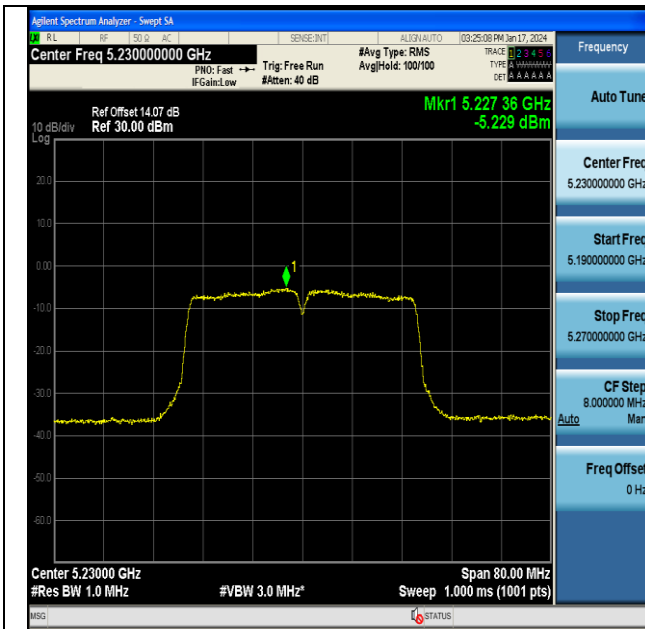
11AC20MIMO-Ant7-5825-PASS



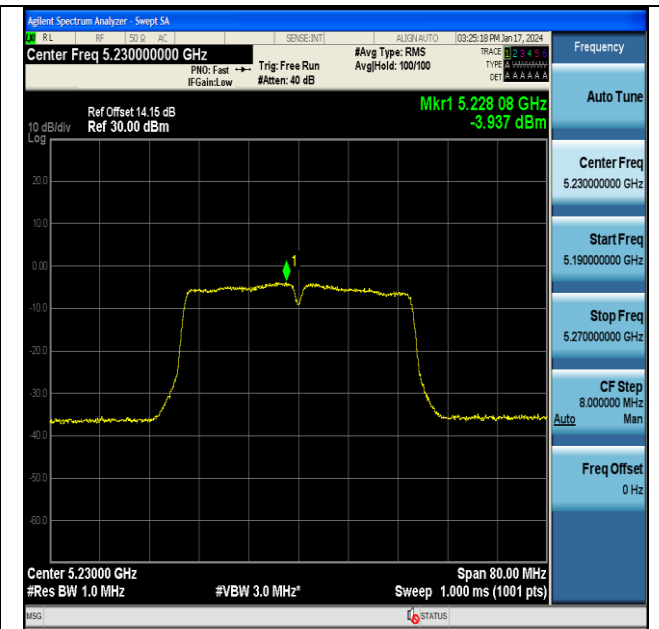
11AC40MIMO-Ant6-5190-PASS



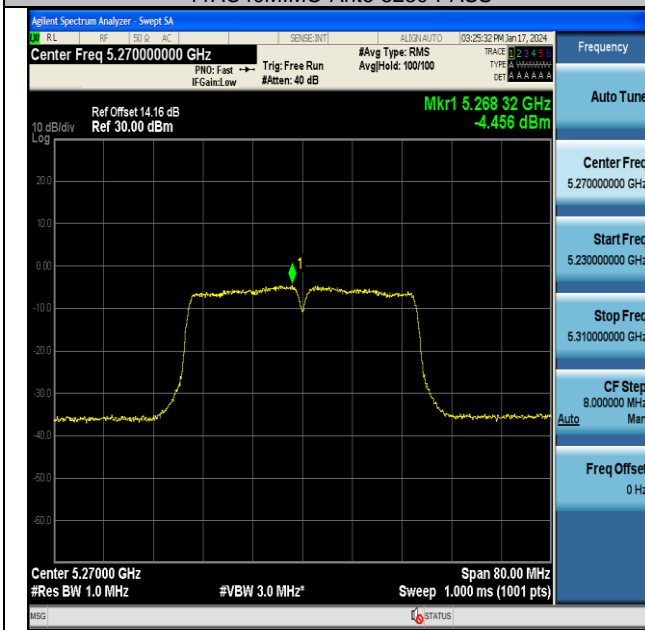
11AC40MIMO-Ant7-5190-PASS



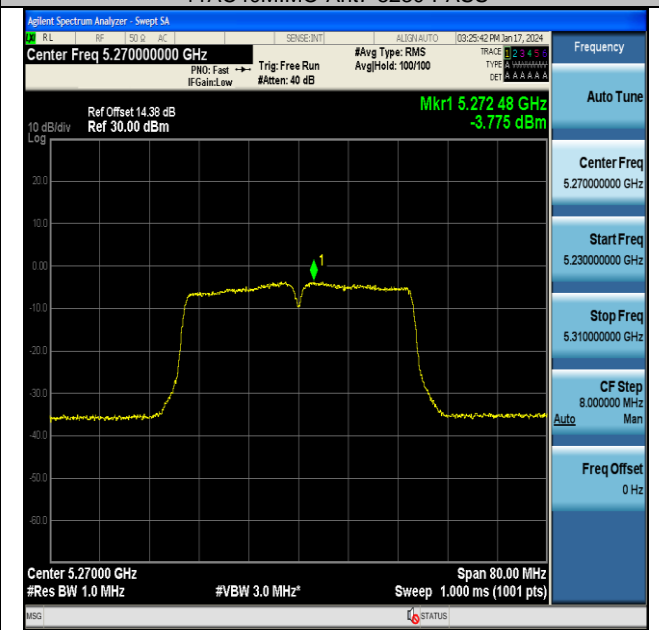
11AC40MIMO-Ant6-5230-PASS



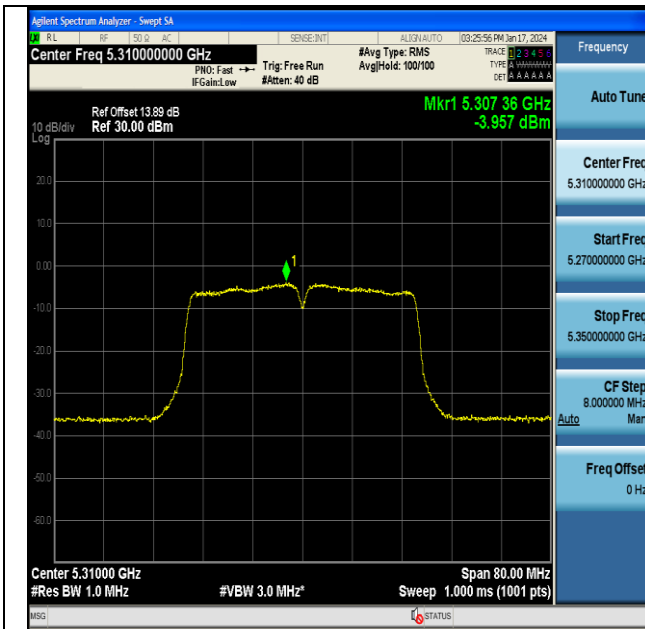
11AC40MIMO-Ant7-5230-PASS



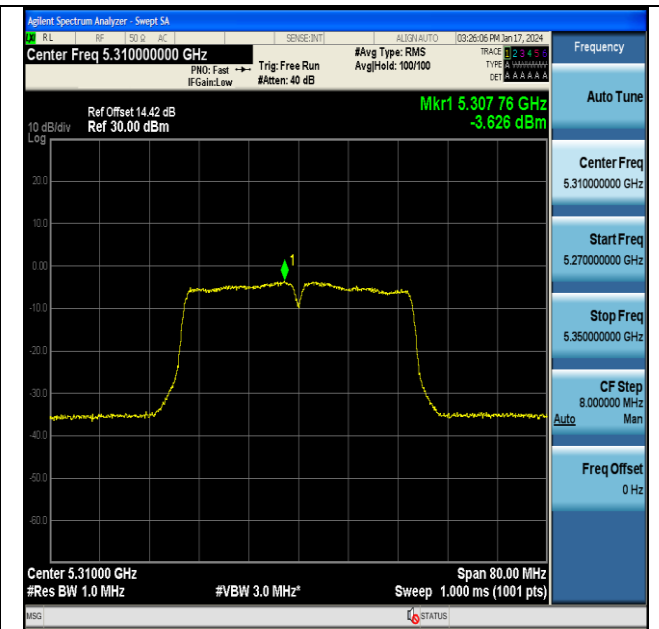
11AC40MIMO-Ant6-5270-PASS



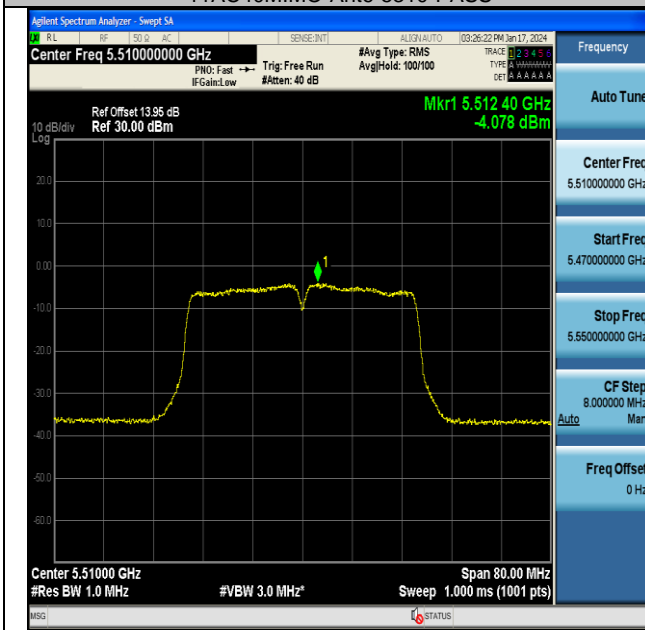
11AC40MIMO-Ant7-5270-PASS



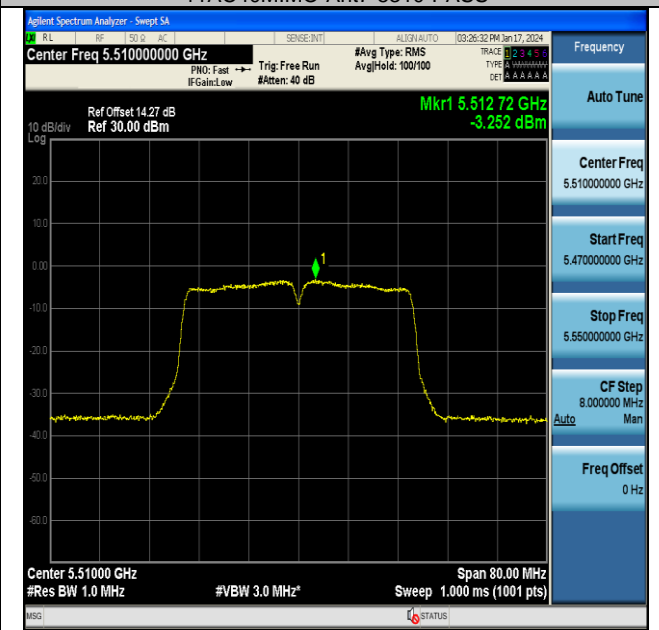
11AC40MIMO-Ant6-5310-PASS



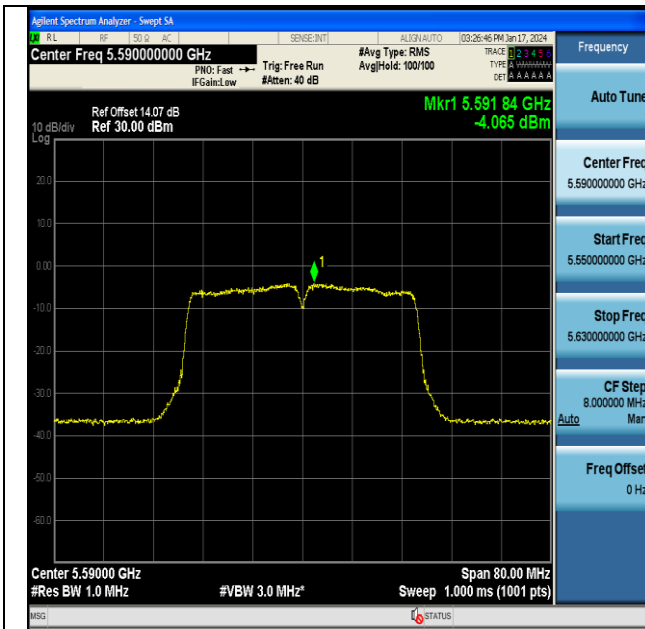
11AC40MIMO-Ant7-5310-PASS



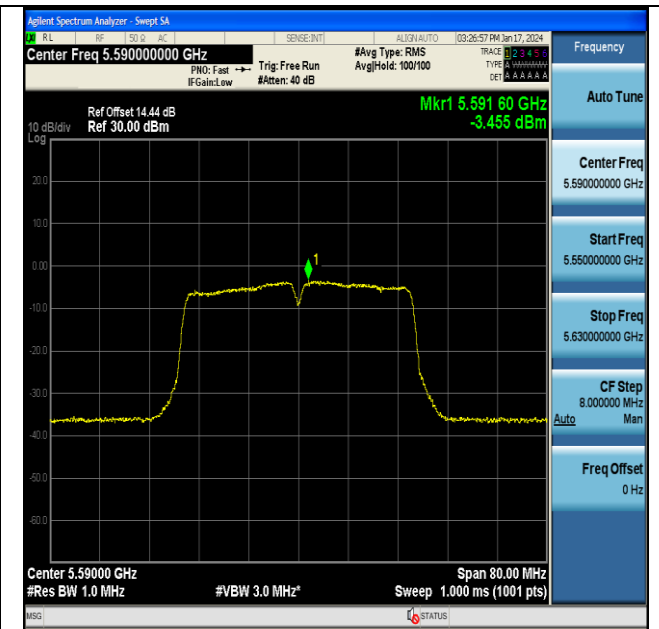
11AC40MIMO-Ant6-5510-PASS



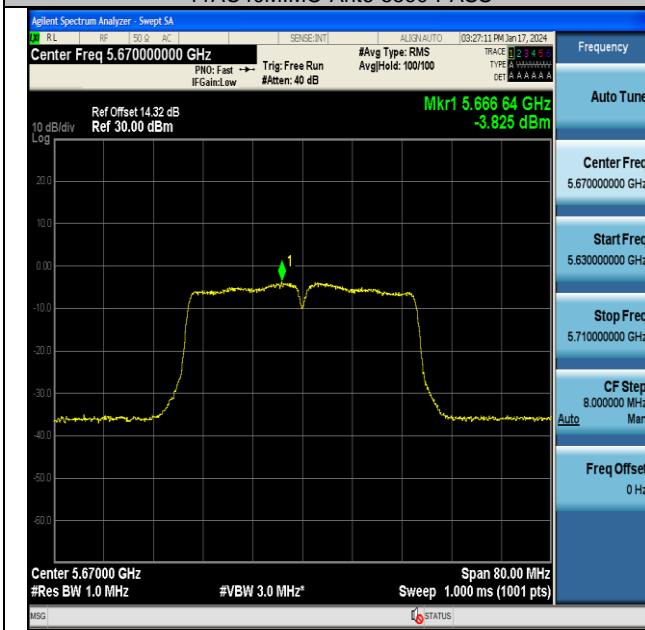
11AC40MIMO-Ant7-5510-PASS



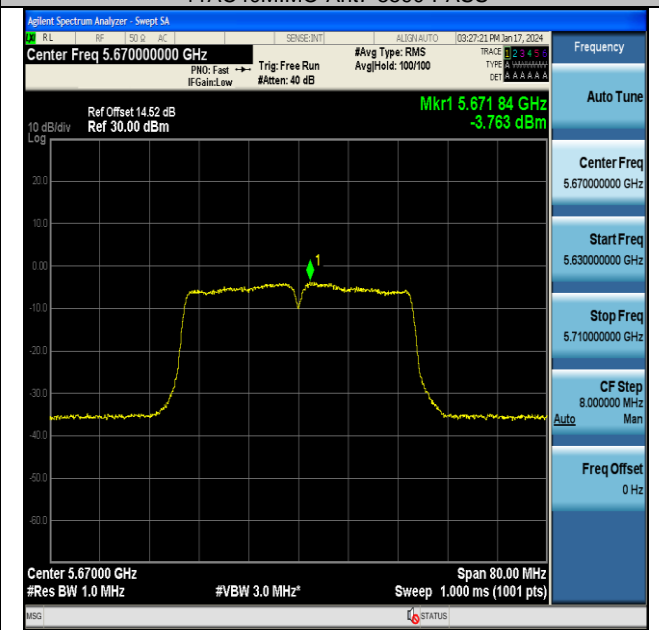
11AC40MIMO-Ant6-5590-PASS



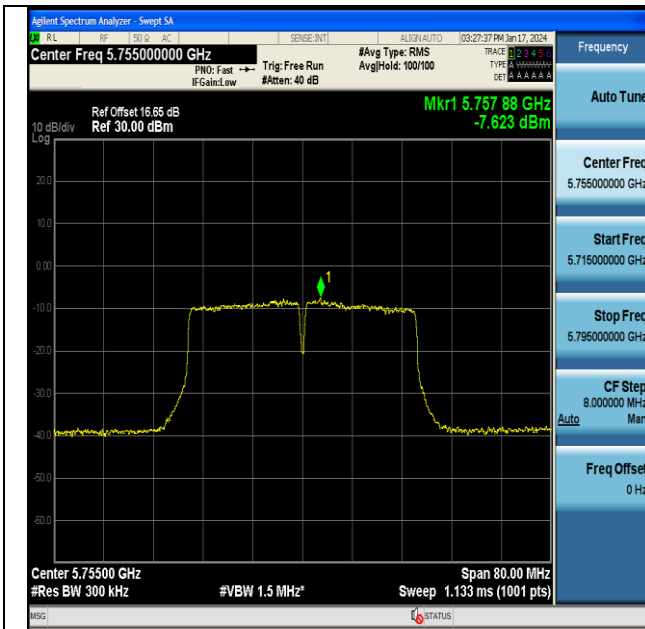
11AC40MIMO-Ant7-5590-PASS



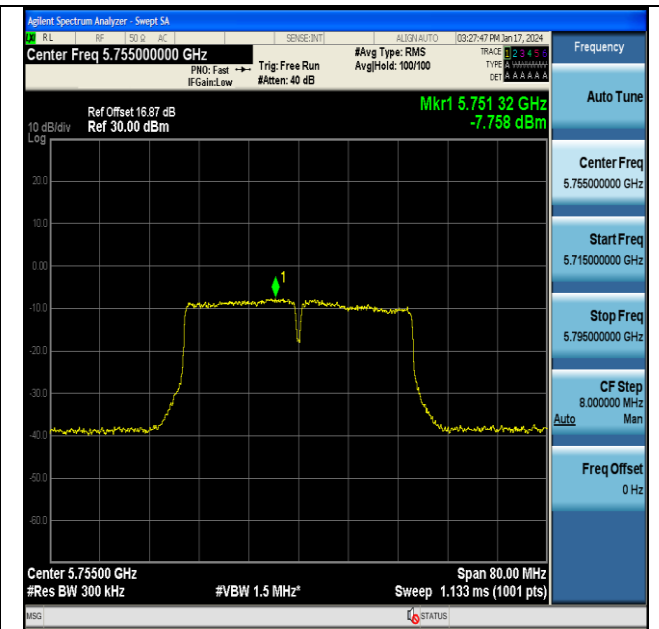
11AC40MIMO-Ant6-5670-PASS



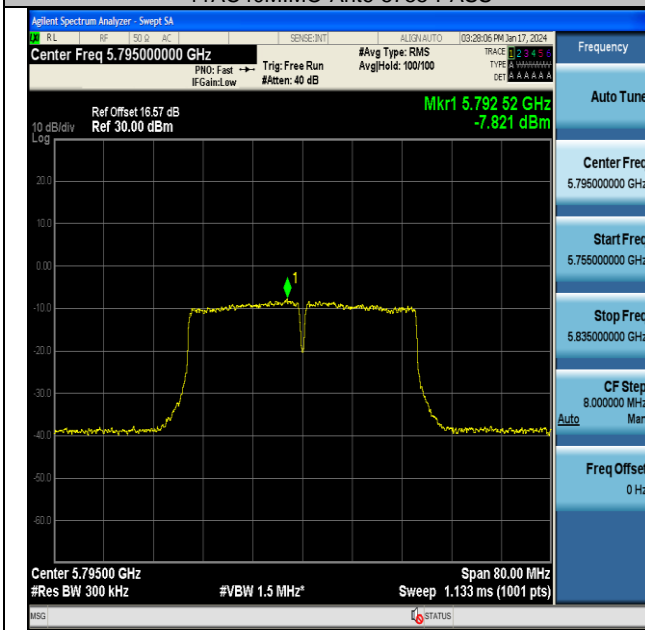
11AC40MIMO-Ant7-5670-PASS



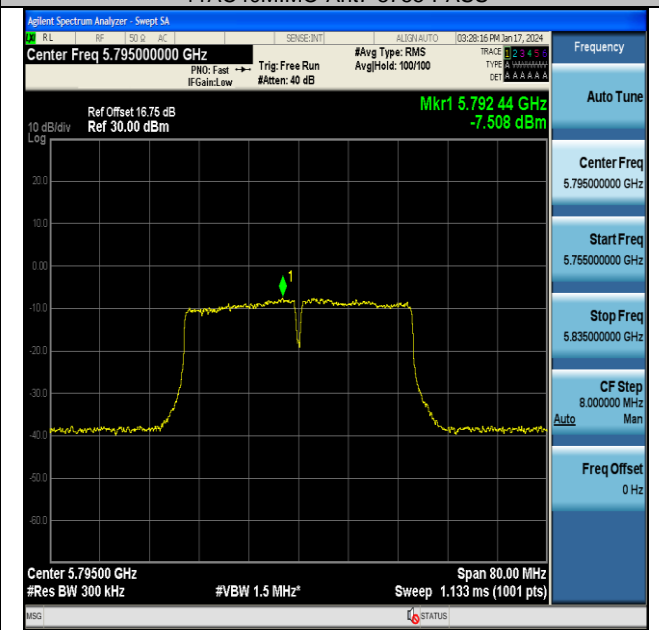
11AC40MIMO-Ant6-5755-PASS



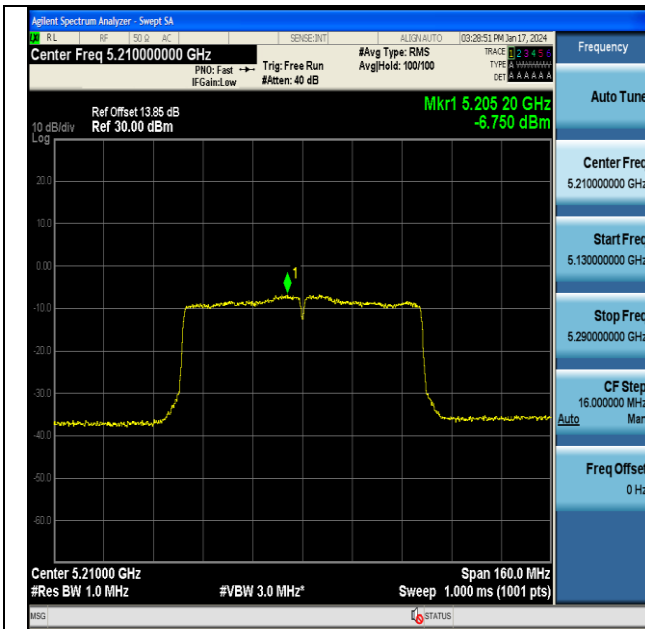
11AC40MIMO-Ant7-5755-PASS



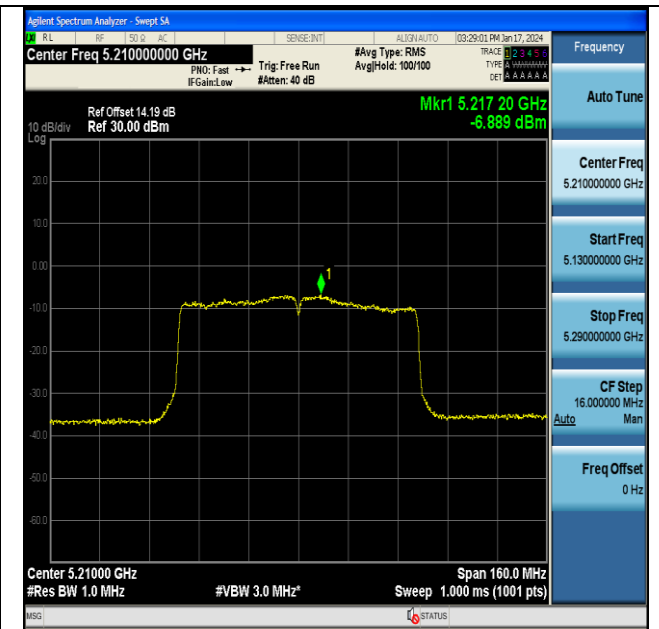
11AC40MIMO-Ant6-5795-PASS



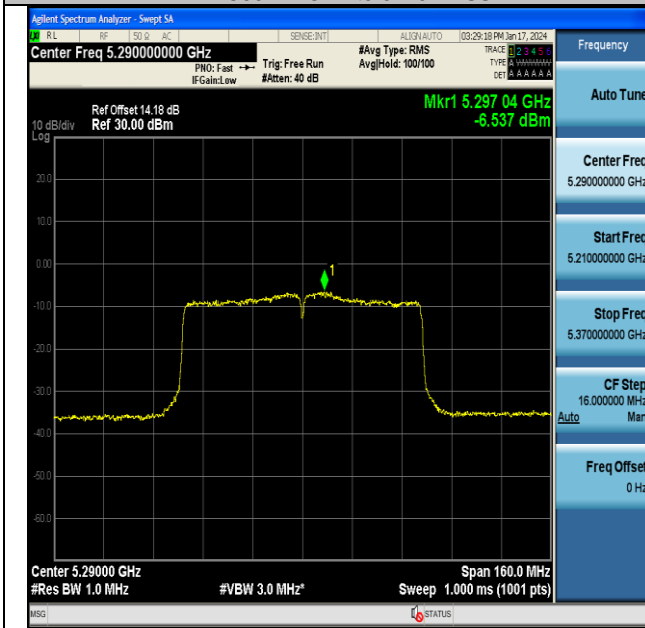
11AC40MIMO-Ant7-5795-PASS



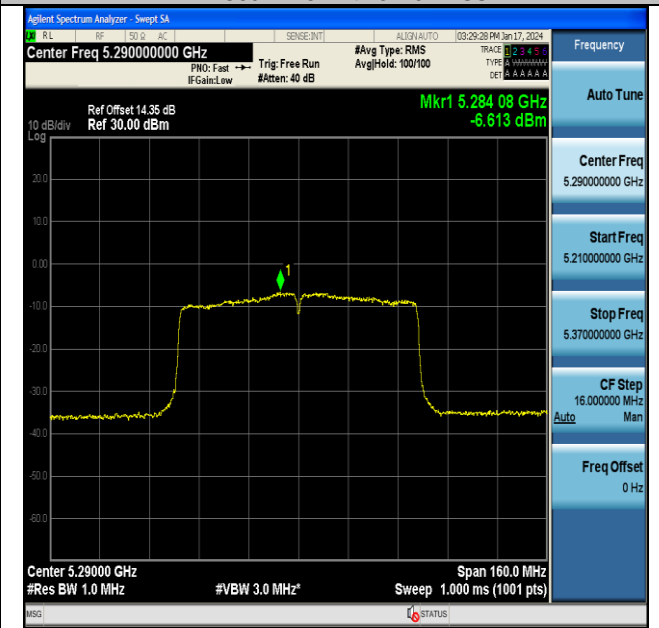
11AC80MIMO-Ant6-5210-PASS



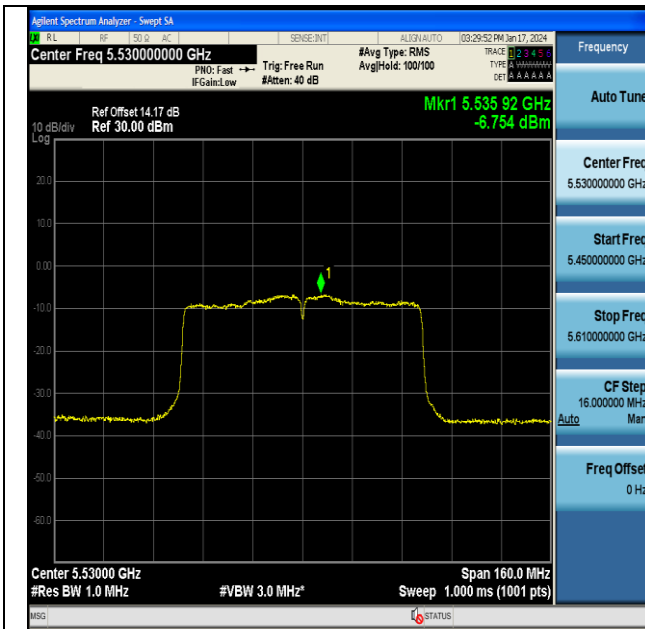
11AC80MIMO-Ant7-5210-PASS



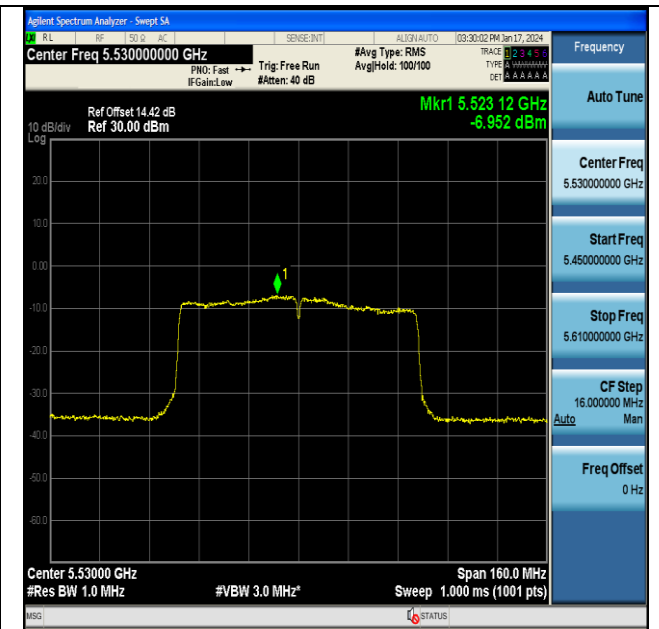
11AC80MIMO-Ant6-5290-PASS



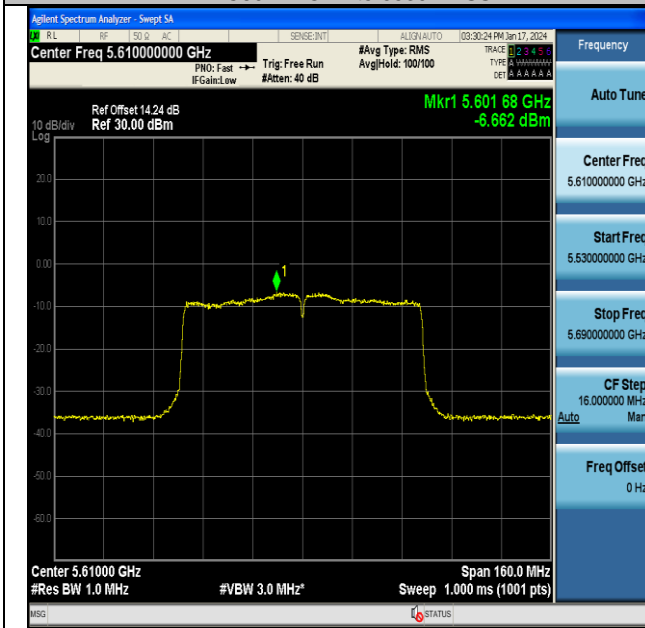
11AC80MIMO-Ant7-5290-PASS



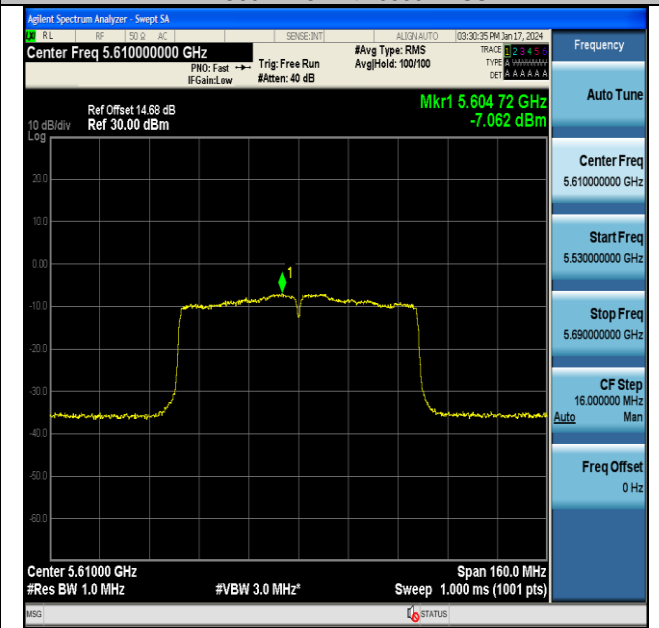
11AC80MIMO-Ant6-5530-PASS



11AC80MIMO-Ant7-5530-PASS

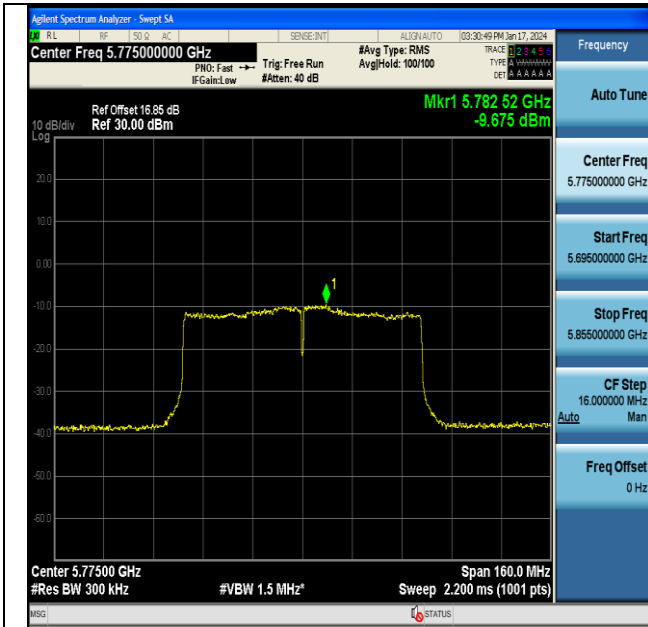


11AC80MIMO-Ant6-5610-PASS

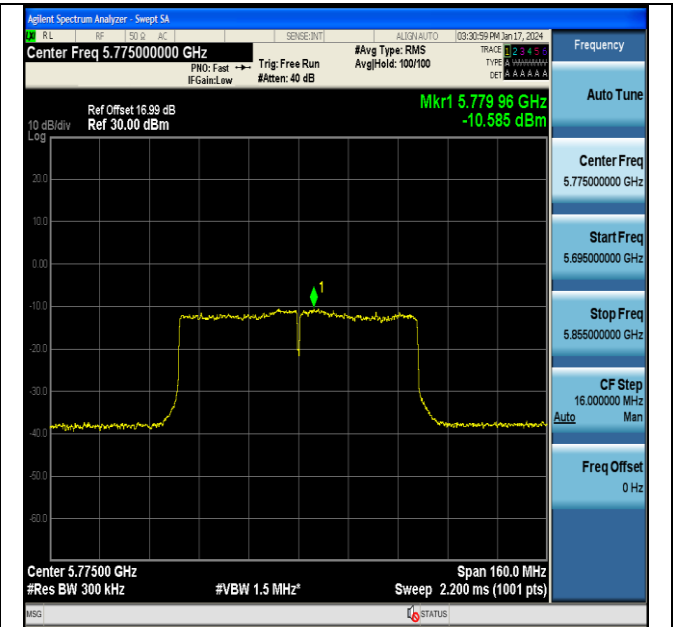


11AC80MIMO-Ant7-5610-PASS



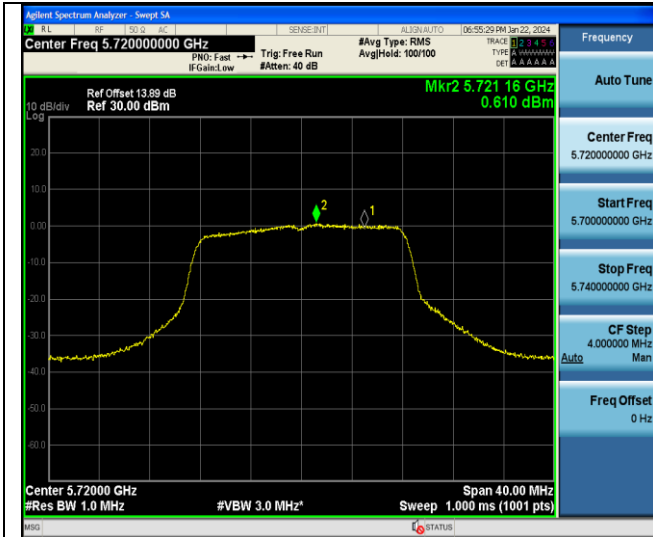


11AC80MIMO-Ant6-5775-PASS

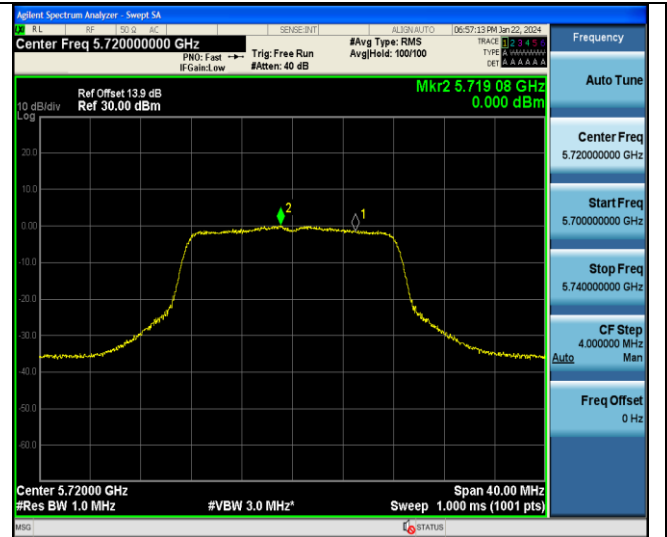


11AC80MIMO-Ant7-5775-PASS

## Test Graphs Straddle Channel



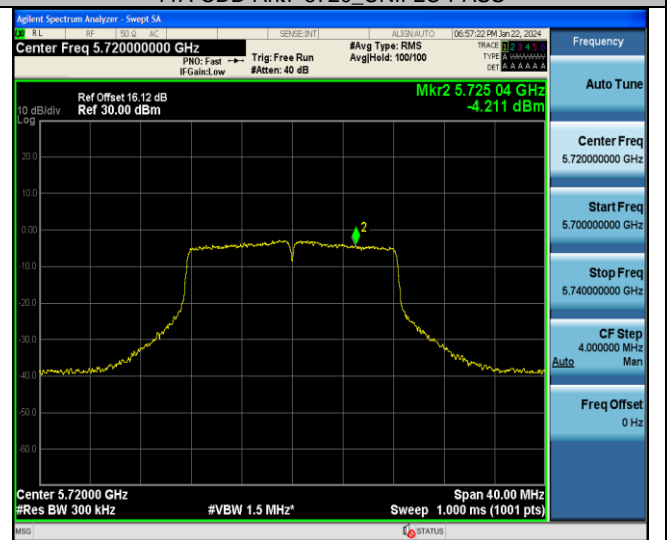
11A-CDD-Ant6-5720\_UNII-2C-PASS



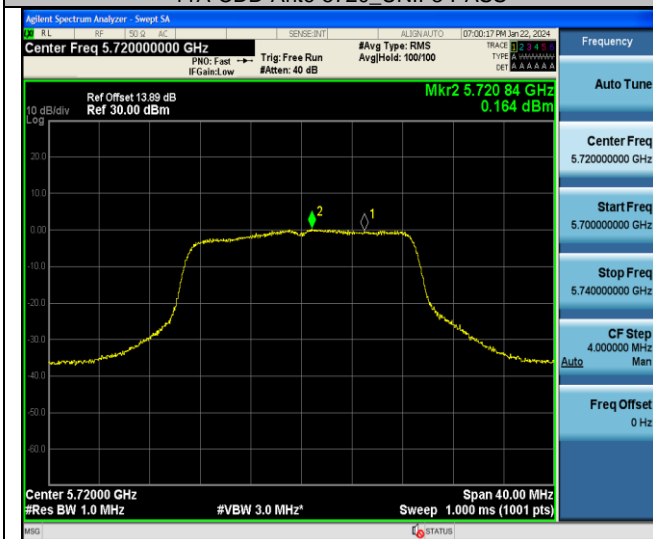
11A-CDD-Ant7-5720\_UNII-2C-PASS



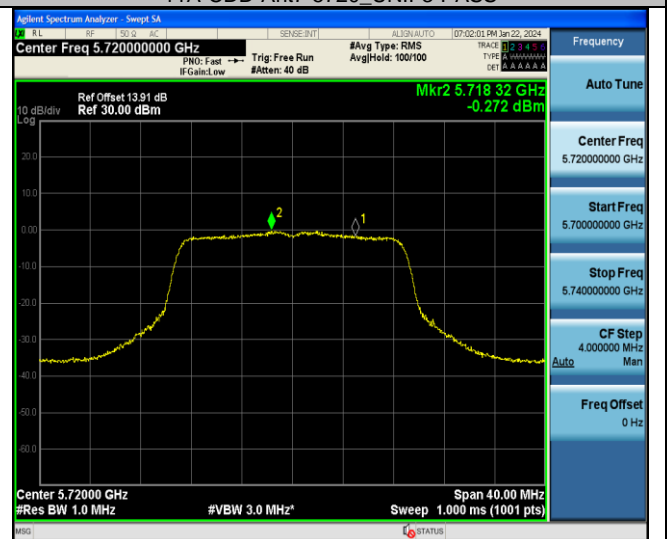
11A-CDD-Ant6-5720\_UNII-3-PASS



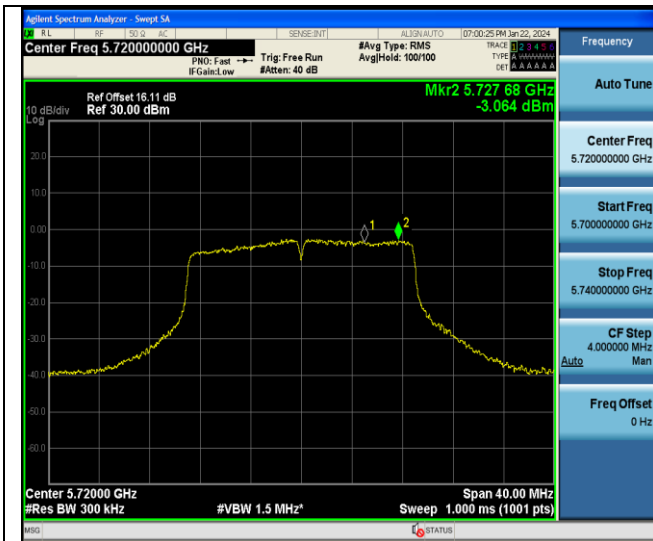
11A-CDD-Ant7-5720\_UNII-3-PASS



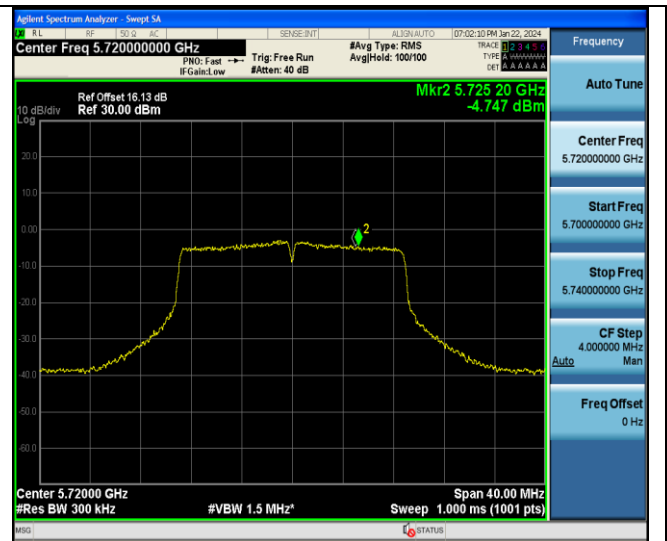
11N20MIMO-Ant6-5720\_UNII-2C-PASS



11N20MIMO-Ant7-5720\_UNII-2C-PASS



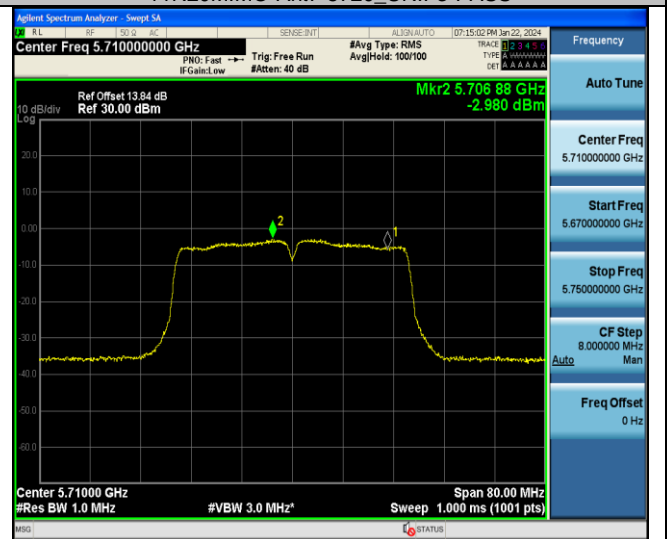
11N20MIMO-Ant6-5720\_UNII-3-PASS



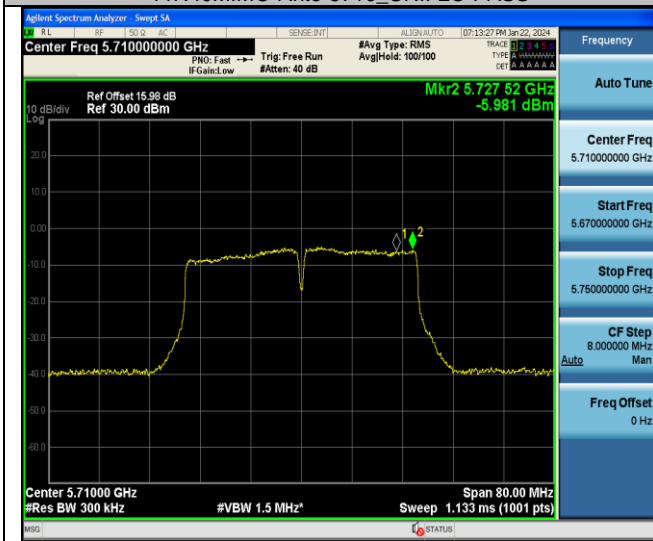
11N20MIMO-Ant7-5720\_UNII-3-PASS



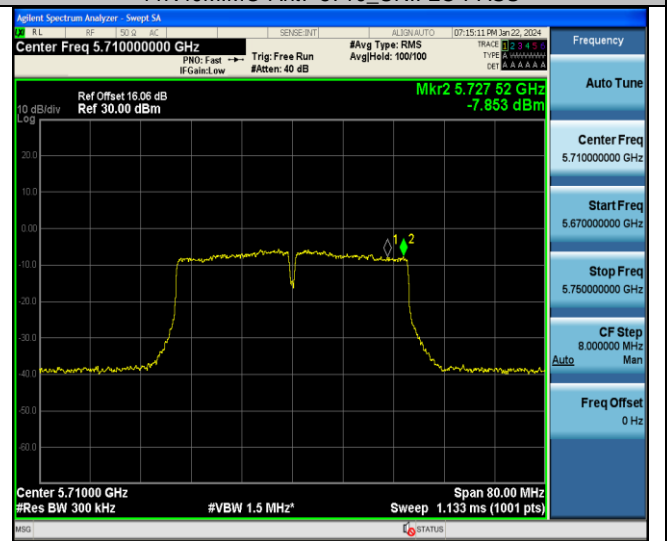
11N40MIMO-Ant6-5710\_UNII-2C-PASS



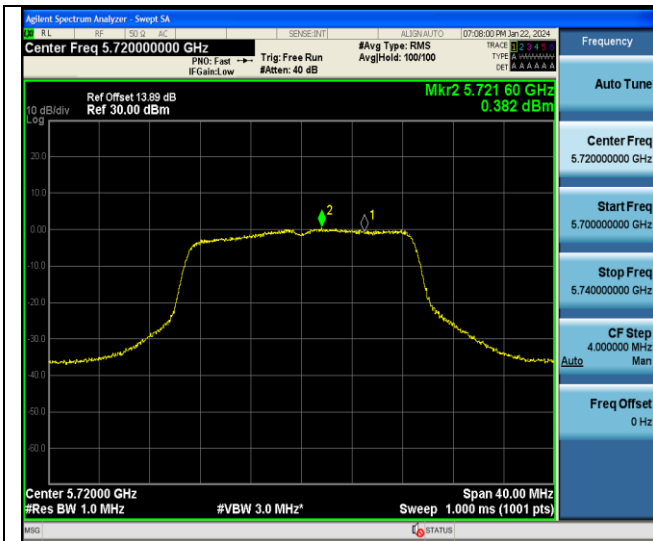
11N40MIMO-Ant7-5710\_UNII-2C-PASS



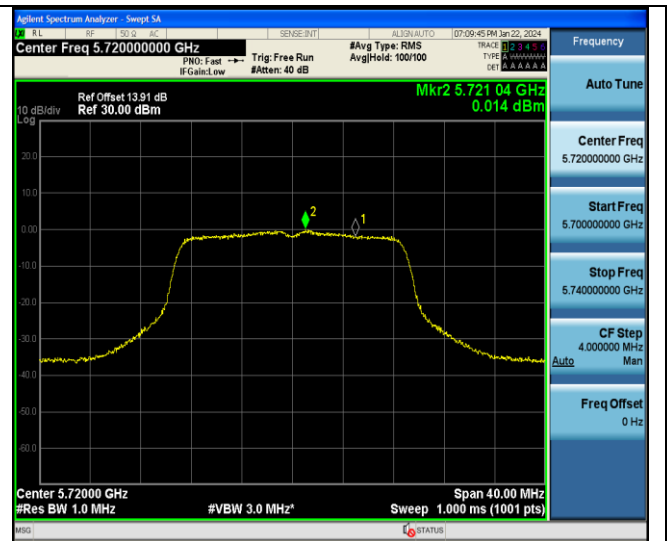
11N40MIMO-Ant6-5710\_UNII-3-PASS



11N40MIMO-Ant7-5710\_UNII-3-PASS



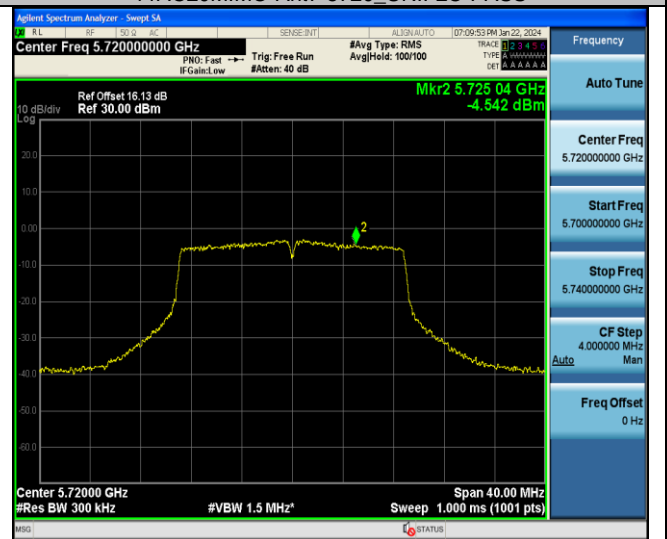
11AC20MIMO-Ant6-5720\_UNII-2C-PASS



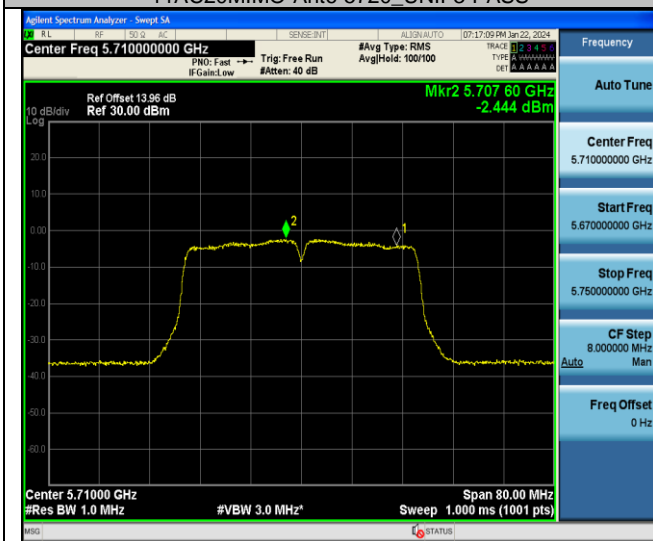
11AC20MIMO-Ant7-5720\_UNII-2C-PASS



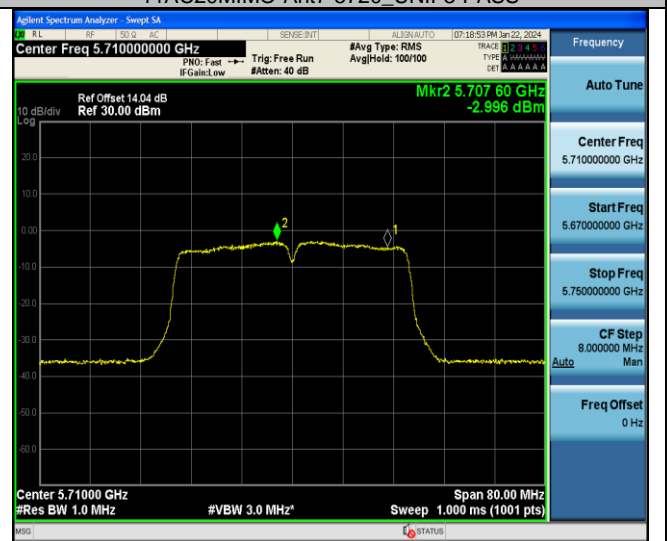
11AC20MIMO-Ant6-5720\_UNII-3-PASS



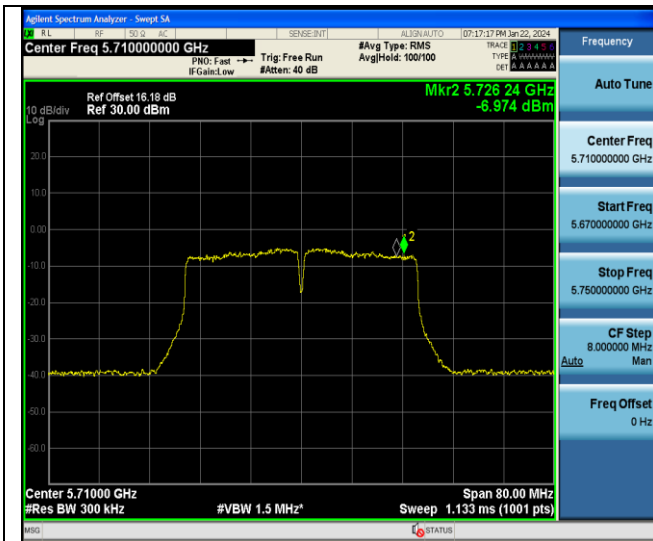
11AC20MIMO-Ant7-5720\_UNII-3-PASS



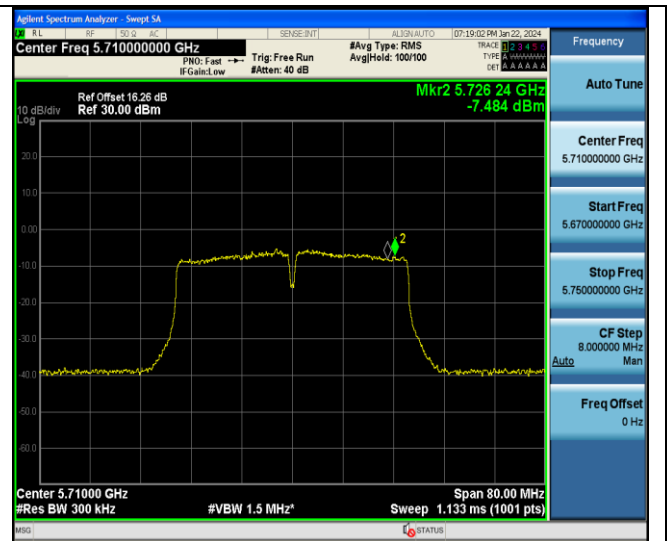
11AC40MIMO-Ant6-5710\_UNII-2C-PASS



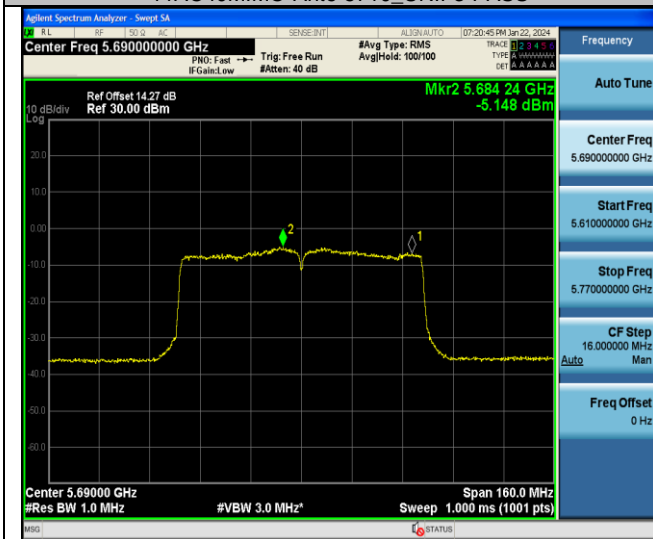
11AC40MIMO-Ant7-5710\_UNII-2C-PASS



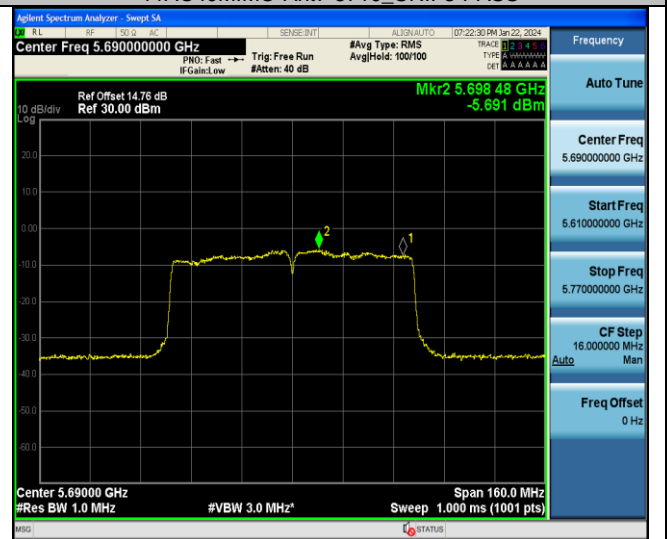
11AC40MIMO-Ant6-5710\_UNII-3-PASS



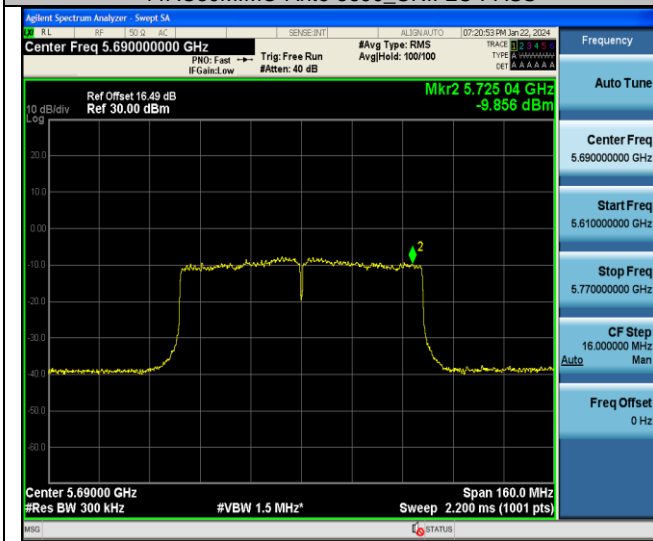
11AC40MIMO-Ant7-5710\_UNII-3-PASS



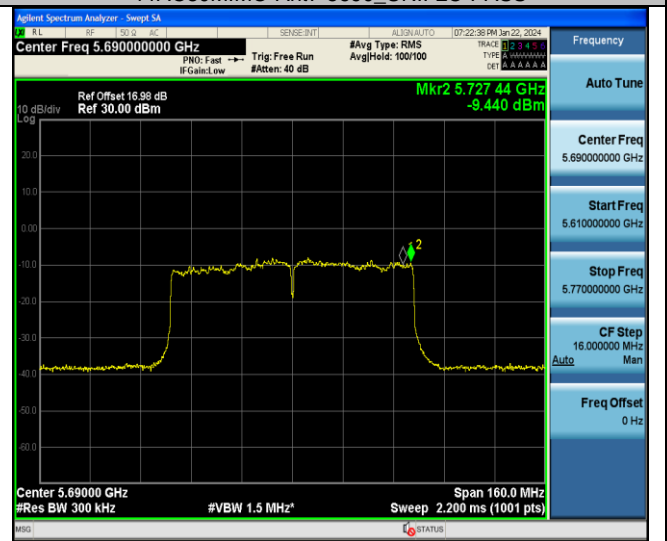
11AC80MIMO-Ant6-5690\_UNII-2C-PASS



11AC80MIMO-Ant7-5690\_UNII-2C-PASS



11AC80MIMO-Ant6-5690\_UNII-3-PASS



11AC80MIMO-Ant7-5690\_UNII-3-PASS

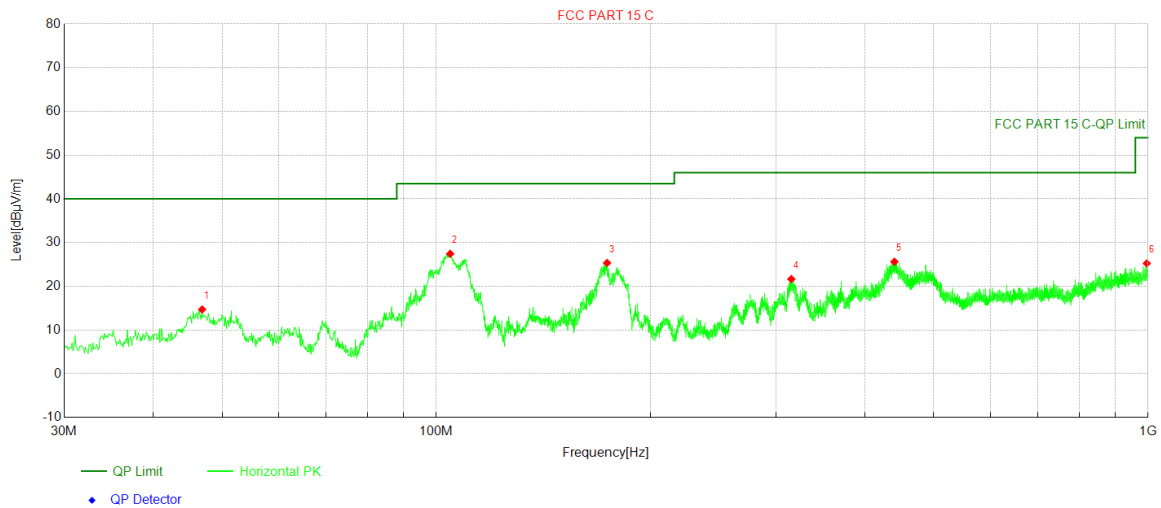
## Radiated Spurious Emissions Test Result

FCC ID: PY7-64228M (Lead Model)

Below 1GHz

Project Information			
Mode:	5G WIFI	Voltage:	120V 60HZ
SN:	HQ63B1038C	Engineer:	欧树炎
Remark:	Polarity: Z		
Test Standard: FCC PART 15 C			

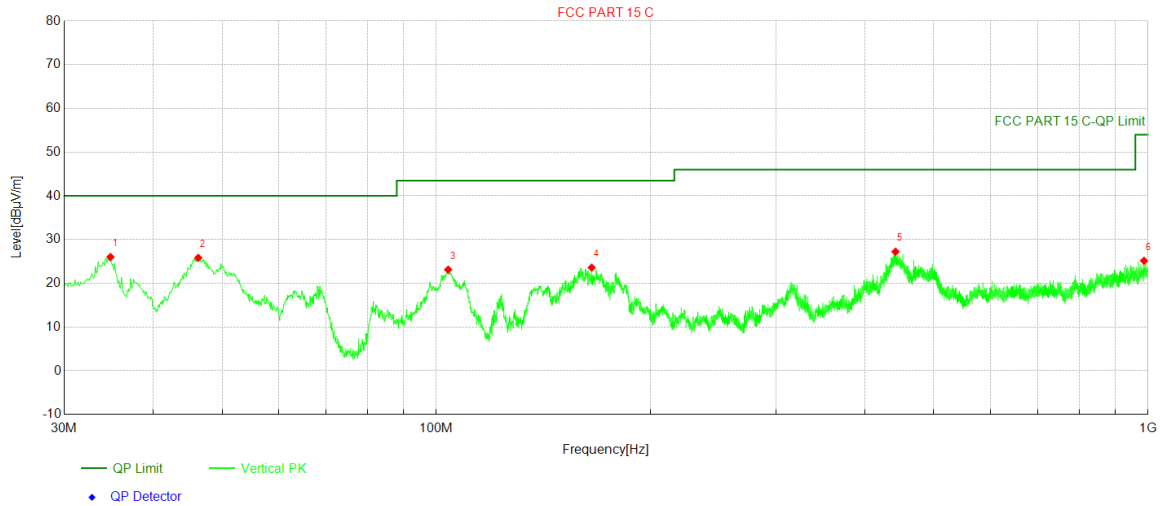
### Test Graph



NO.	Freq. [MHz]	Reading [dBuV]	Factor [dB]	Level [dBμV/m]	Limit [dBμV/m]	Margin [dB]	Height [cm]	Angle [°]	Trace	Polarity	Verdict
1	46.878	43.82	-29.11	14.71	40.00	25.29	152	128	PK	Horizontal	PASS
2	104.593	57.03	-29.58	27.45	43.50	16.05	245	295	PK	Horizontal	PASS
3	173.754	55.64	-30.28	25.36	43.50	18.14	269	109	PK	Horizontal	PASS
4	315.374	46.43	-24.77	21.66	46.00	24.34	171	246	PK	Horizontal	PASS
5	440.213	40.34	-14.71	25.63	46.00	20.37	292	65	PK	Horizontal	PASS
6	995.926	36.86	-11.61	25.25	54.00	28.75	195	60	PK	Horizontal	PASS

Project Information			
Mode:	5G WIFI	Voltage:	120V 60HZ
SN:	HQ63B1038C	Engineer:	欧树炎
Remark:	Polarity: Z		
Test Standard: FCC PART 15 C			

### Test Graph

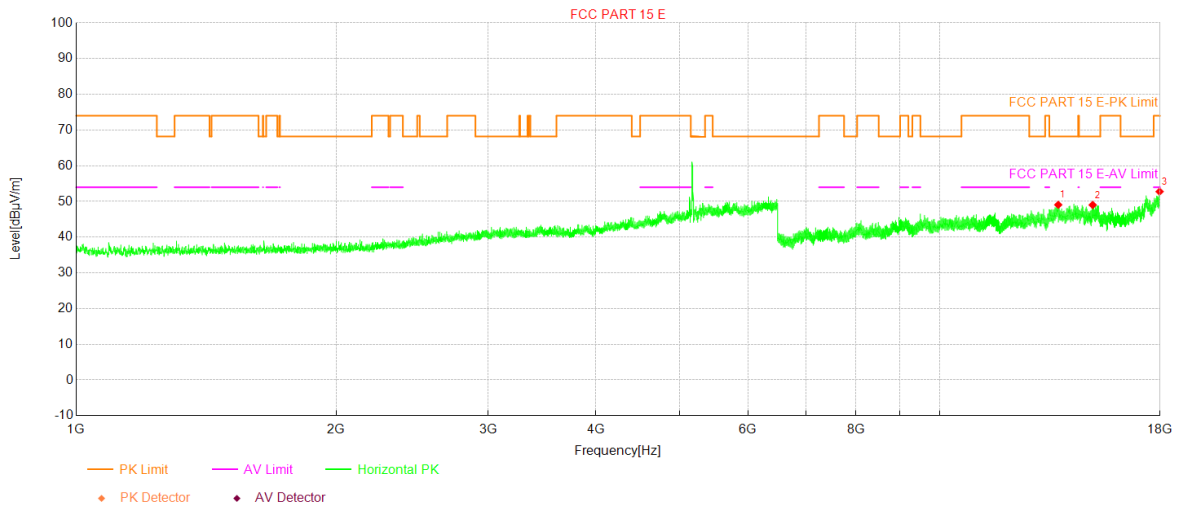


NO.	Freq. [MHz]	Reading [dBuV]	Factor [dB]	Level [dBμV/m]	Limit [dBμV/m]	Margin [dB]	Height [cm]	Angle [°]	Trace	Polarity	Verdict
1	34.85	56.88	-30.86	26.02	40.00	13.98	276	20	PK	Vertical	PASS
2	46.296	55.02	-29.19	25.83	40.00	14.17	156	168	PK	Vertical	PASS
3	103.914	52.77	-29.63	23.14	43.50	20.36	166	6	PK	Vertical	PASS
4	165.315	54.78	-31.18	23.60	43.50	19.90	139	267	PK	Vertical	PASS
5	441.765	42.06	-14.82	27.24	46.00	18.76	286	124	PK	Vertical	PASS
6	987.196	37.47	-12.31	25.16	54.00	28.84	259	265	PK	Vertical	PASS

## Above 1GHz

Project Information			
Mode:	802.11 a	Band:	U-NII-1
Bandwidth	20MHz	Channel	36
SN:	HQ63B1038C	Engineer:	欧树炎
Remark:	Polarity: Z		
Test Standard: FCC PART 15 E			

### Test Graph

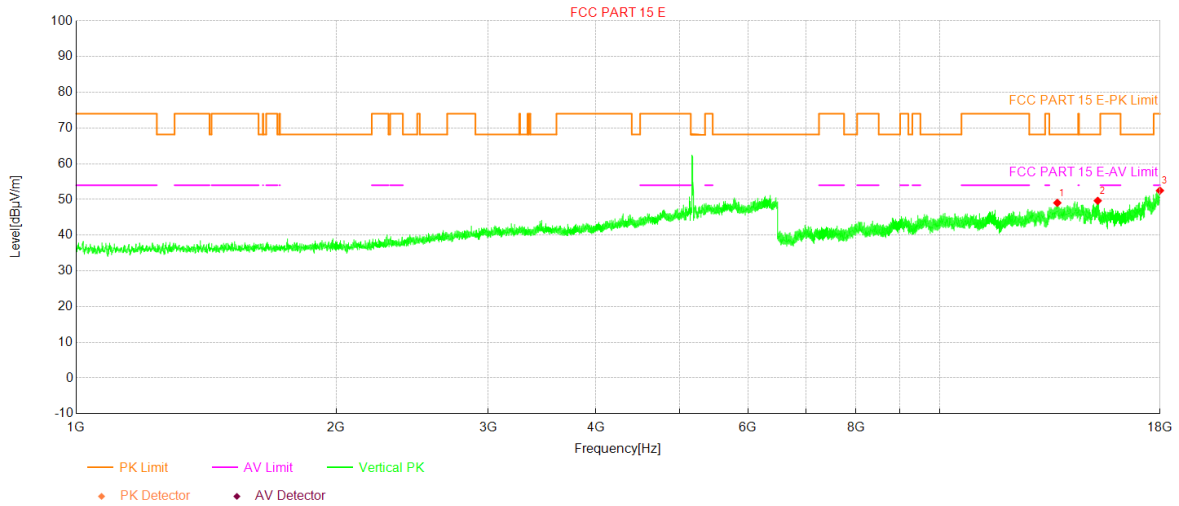


NO.	Freq. [MHz]	Reading [dBµV]	Factor [dB]	Level [dBµV/m]	Limit [dBµV/m]	Margin [dB]	Trace	Height [cm]	Angle [°]	Polarity
1	13721.0	40.73	8.34	49.07	68.20	19.13	PK	187	135	Horizontal
2	15041.7	40.23	8.79	49.02	68.20	19.18	PK	120	318	Horizontal
3	17980.8	39.26	13.51	52.77	74.00	21.23	PK	245	282	Horizontal



Project Information			
Mode:	802.11 a	Band:	U-NII-1
Bandwidth	20MHz	Channel	36
SN:	HQ63B1038C	Engineer:	欧树炎
Remark:	Polarity: Z		
Test Standard: FCC PART 15 E			

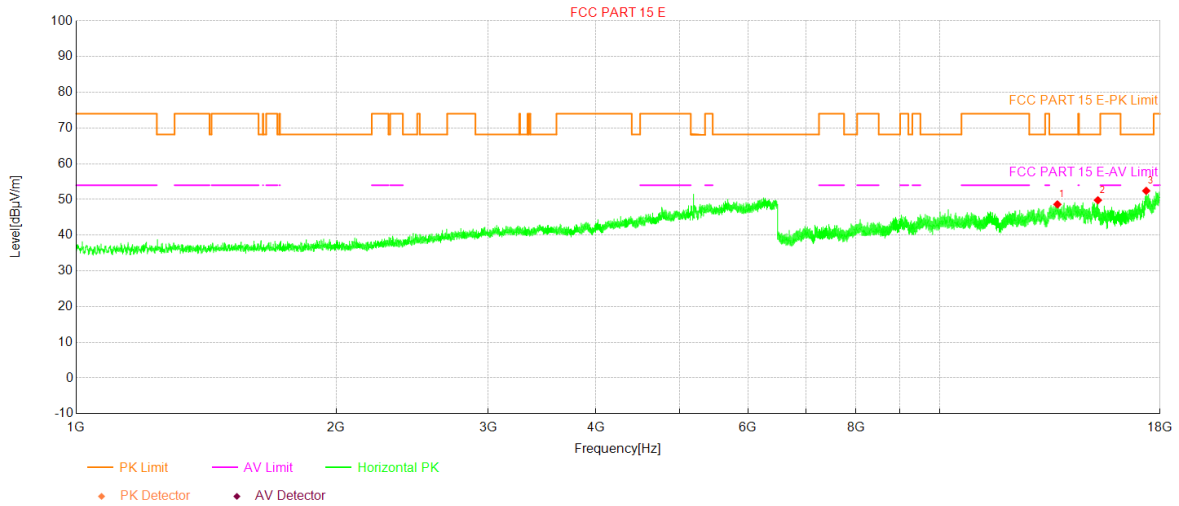
### Test Graph



NO.	Freq. [MHz]	Reading [dBµV]	Factor [dB]	Level [dBµV/m]	Limit [dBµV/m]	Margin [dB]	Trace	Height [cm]	Angle [°]	Polarity
1	13687.3	39.72	9.33	49.05	68.20	19.15	PK	207	120	Vertical
2	15244.5	39.87	9.77	49.64	68.20	18.56	PK	141	171	Vertical
3	17995.0	38.77	13.72	52.49	74.00	21.51	PK	239	359	Vertical

Project Information			
Mode:	802.11 a	Band:	U-NII-1
Bandwidth	20MHz	Channel	40
SN:	HQ63B1038C	Engineer:	欧树炎
Remark:	Polarity: Z		
Test Standard: FCC PART 15 E			

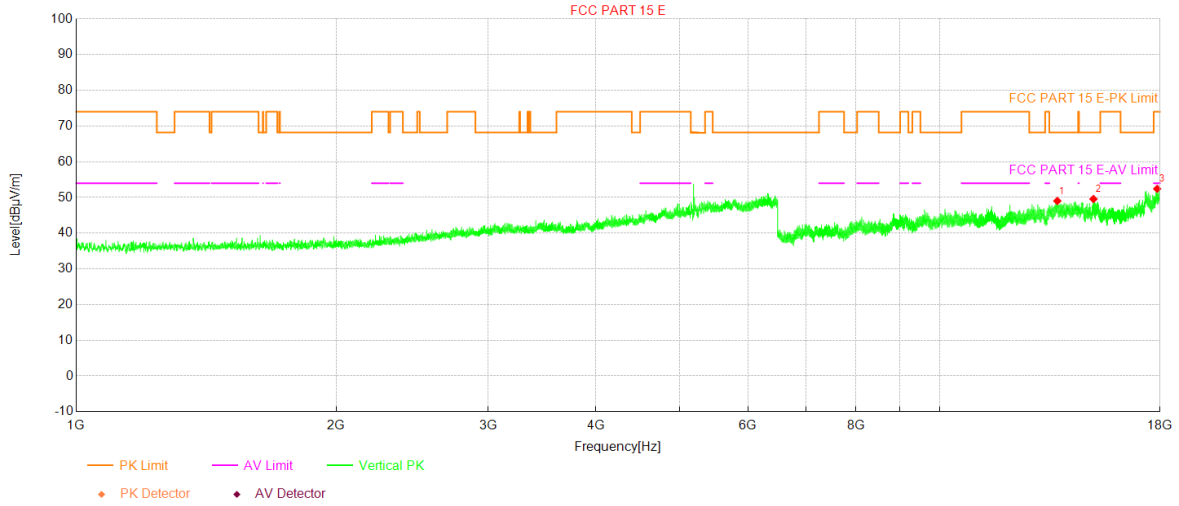
### Test Graph



NO.	Freq. [MHz]	Reading [dBµV]	Factor [dB]	Level [dBµV/m]	Limit [dBµV/m]	Margin [dB]	Trace	Height [cm]	Angle [°]	Polarity
1	13690.0	39.27	9.35	48.62	68.20	19.58	PK	117	267	Horizontal
2	15250.6	39.86	9.93	49.79	68.20	18.41	PK	206	237	Horizontal
3	17348.6	40.22	12.20	52.42	68.20	15.78	PK	252	90	Horizontal

Project Information			
Mode:	802.11 a	Band:	U-NII-1
Bandwidth	20MHz	Channel	40
SN:	HQ63B1038C	Engineer:	欧树炎
Remark:	Polarity: Z		
Test Standard: FCC PART 15 E			

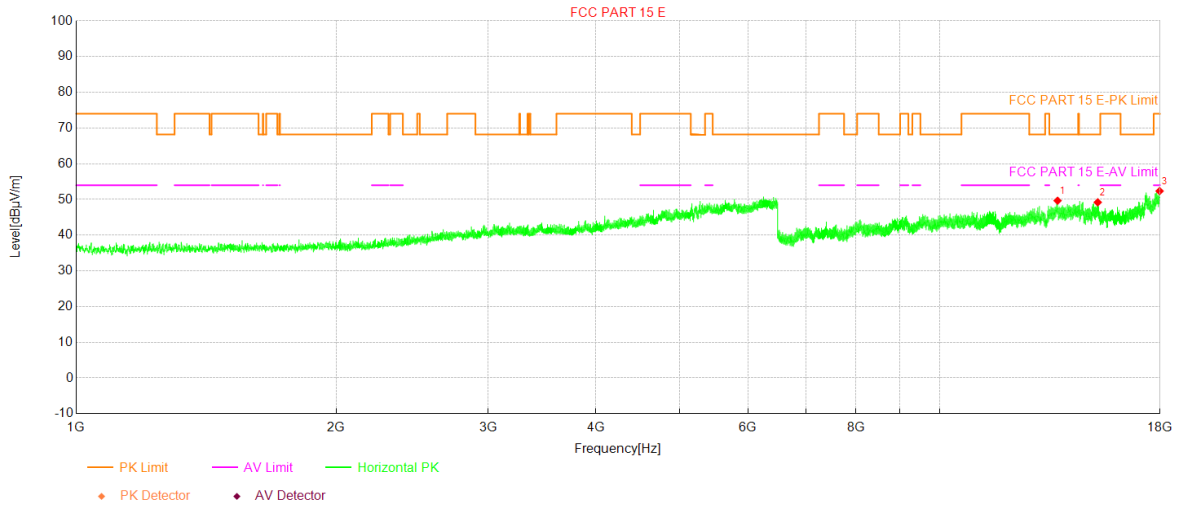
### Test Graph



NO.	Freq. [MHz]	Reading [dBµV]	Factor [dB]	Level [dBµV/m]	Limit [dBµV/m]	Margin [dB]	Trace	Height [cm]	Angle [°]	Polarity
1	13687.3	39.69	9.33	49.02	68.20	19.18	PK	146	76	Vertical
2	15072.0	40.42	9.14	49.56	68.20	18.64	PK	169	334	Vertical
3	17861.9	38.59	13.83	52.42	74.00	21.58	PK	208	334	Vertical

Project Information			
Mode:	802.11 a	Band:	U-NII-1
Bandwidth	20MHz	Channel	48
SN:	HQ63B1038C	Engineer:	欧树炎
Remark:	Polarity: Z		
Test Standard: FCC PART 15 E			

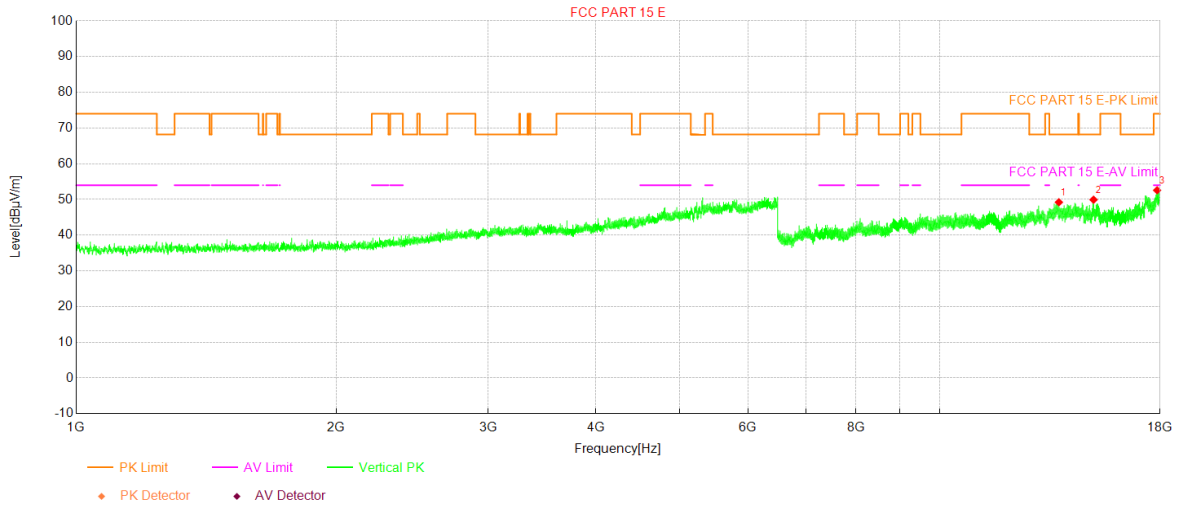
### Test Graph



NO.	Freq. [MHz]	Reading [dBµV]	Factor [dB]	Level [dBµV/m]	Limit [dBµV/m]	Margin [dB]	Trace	Height [cm]	Angle [°]	Polarity
1	13696.5	40.27	9.40	49.67	68.20	18.53	PK	207	360	Horizontal
2	15244.5	39.44	9.77	49.21	68.20	18.99	PK	141	296	Horizontal
3	17978.1	38.89	13.47	52.36	74.00	21.64	PK	239	157	Horizontal

Project Information			
Mode:	802.11 a	Band:	U-NII-1
Bandwidth	20MHz	Channel	48
SN:	HQ63B1038C	Engineer:	欧树炎
Remark:	Polarity: Z		
Test Standard: FCC PART 15 E			

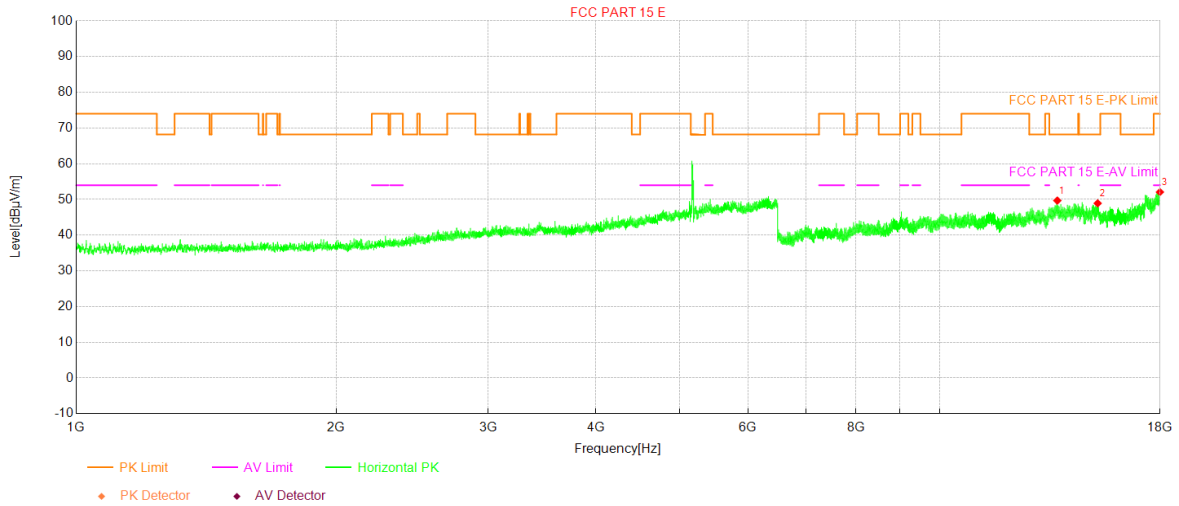
### Test Graph



NO.	Freq. [MHz]	Reading [dBµV]	Factor [dB]	Level [dBµV/m]	Limit [dBµV/m]	Margin [dB]	Trace	Height [cm]	Angle [°]	Polarity
1	13744.4	42.08	7.14	49.22	68.20	18.98	PK	124	274	Vertical
2	15076.9	40.81	9.12	49.93	68.20	18.27	PK	209	311	Vertical
3	17860.0	38.72	13.86	52.58	74.00	21.42	PK	239	164	Vertical

Project Information			
Mode:	802.11 n20	Band:	U-NII-1
Bandwidth	20MHz	Channel	36
SN:	HQ63B1038C	Engineer:	欧树炎
Remark:	Polarity: Z		
Test Standard: FCC PART 15 E			

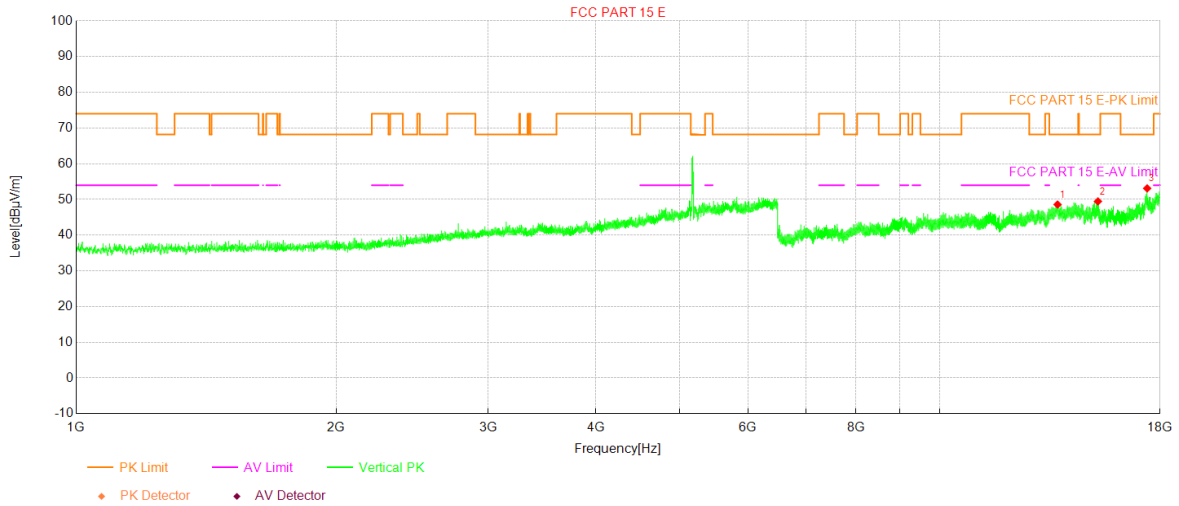
### Test Graph



NO.	Freq. [MHz]	Reading [dBµV]	Factor [dB]	Level [dBµV/m]	Limit [dBµV/m]	Margin [dB]	Trace	Height [cm]	Angle [°]	Polarity
1	13685.8	40.37	9.32	49.69	68.20	18.51	PK	250	231	Horizontal
2	15242.9	39.20	9.72	48.92	68.20	19.28	PK	197	290	Horizontal
3	17994.2	38.36	13.71	52.07	74.00	21.93	PK	242	297	Horizontal

Project Information			
Mode:	802.11 n20	Band:	U-NII-1
Bandwidth	20MHz	Channel	36
SN:	HQ63B1038C	Engineer:	欧树炎
Remark:	Polarity: Z		
Test Standard: FCC PART 15 E			

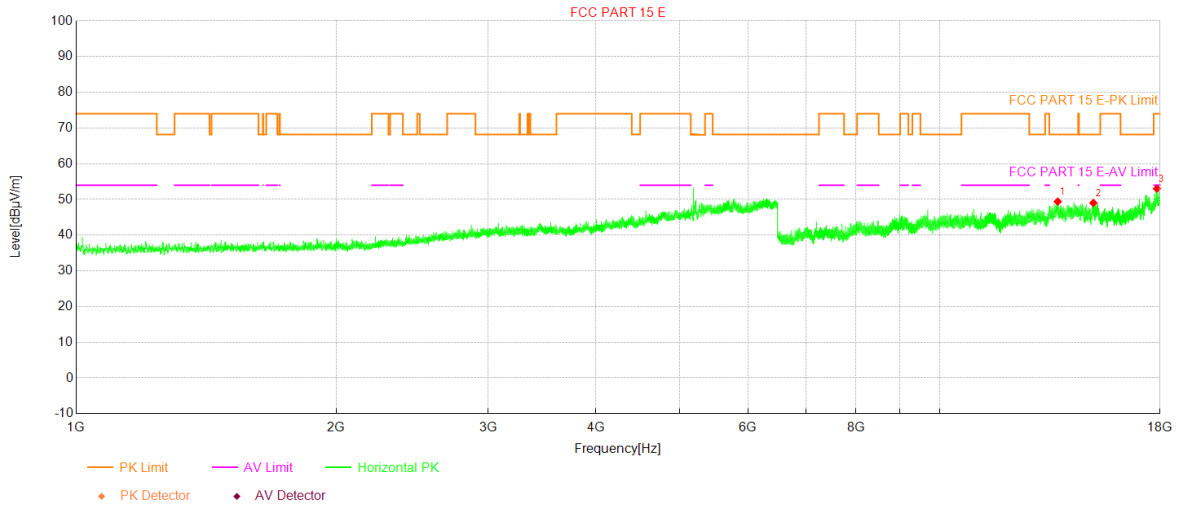
### Test Graph



NO.	Freq. [MHz]	Reading [dBµV]	Factor [dB]	Level [dBµV/m]	Limit [dBµV/m]	Margin [dB]	Trace	Height [cm]	Angle [°]	Polarity
1	13695.7	39.19	9.39	48.58	68.20	19.62	PK	190	266	Vertical
2	15251.4	39.55	9.91	49.46	68.20	18.74	PK	221	91	Vertical
3	17391.2	41.01	12.10	53.11	68.20	15.09	PK	244	18	Vertical

Project Information			
Mode:	802.11 n20	Band:	U-NII-1
Bandwidth	20MHz	Channel	40
SN:	HQ63B1038C	Engineer:	欧树炎
Remark:	Polarity: Z		
Test Standard: FCC PART 15 E			

### Test Graph

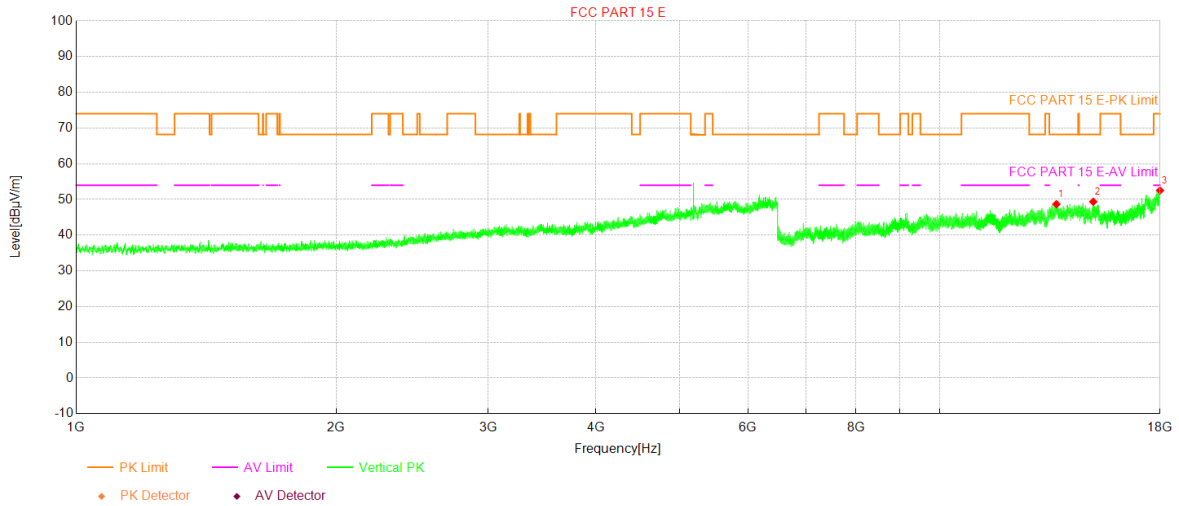


NO.	Freq. [MHz]	Reading [dBµV]	Factor [dB]	Level [dBµV/m]	Limit [dBµV/m]	Margin [dB]	Trace	Height [cm]	Angle [°]	Polarity
1	13701.5	40.07	9.34	49.41	68.20	18.79	PK	180	353	Horizontal
2	15070.4	39.88	9.14	49.02	68.20	19.18	PK	135	237	Horizontal
3	17851.2	39.06	13.97	53.03	74.00	20.97	PK	199	75	Horizontal



Project Information			
Mode:	802.11 n20	Band:	U-NII-1
Bandwidth	20MHz	Channel	40
SN:	HQ63B1038C	Engineer:	欧树炎
Remark:	Polarity: Z		
Test Standard: FCC PART 15 E			

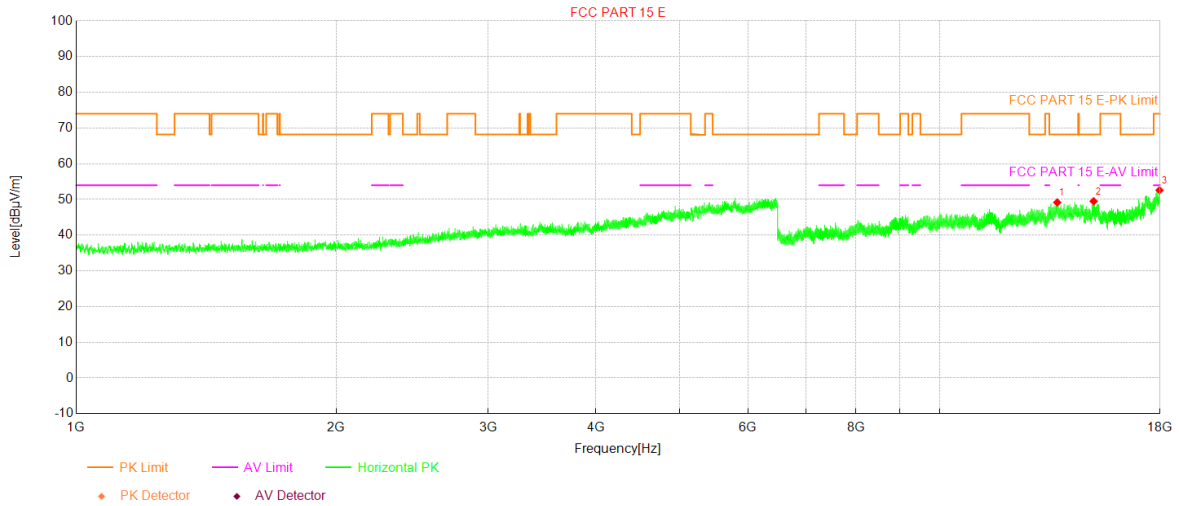
### Test Graph



NO.	Freq. [MHz]	Reading [dBµV]	Factor [dB]	Level [dBµV/m]	Limit [dBµV/m]	Margin [dB]	Trace	Height [cm]	Angle [°]	Polarity
1	13653.2	39.60	9.08	48.68	68.20	19.52	PK	123	135	Vertical
2	15064.7	40.20	9.17	49.37	68.20	18.83	PK	164	156	Vertical
3	17998.0	38.76	13.76	52.52	74.00	21.48	PK	260	47	Vertical

Project Information			
Mode:	802.11 n20	Band:	U-NII-1
Bandwidth	20MHz	Channel	48
SN:	HQ63B1038C	Engineer:	欧树炎
Remark:	Polarity: Z		
Test Standard: FCC PART 15 E			

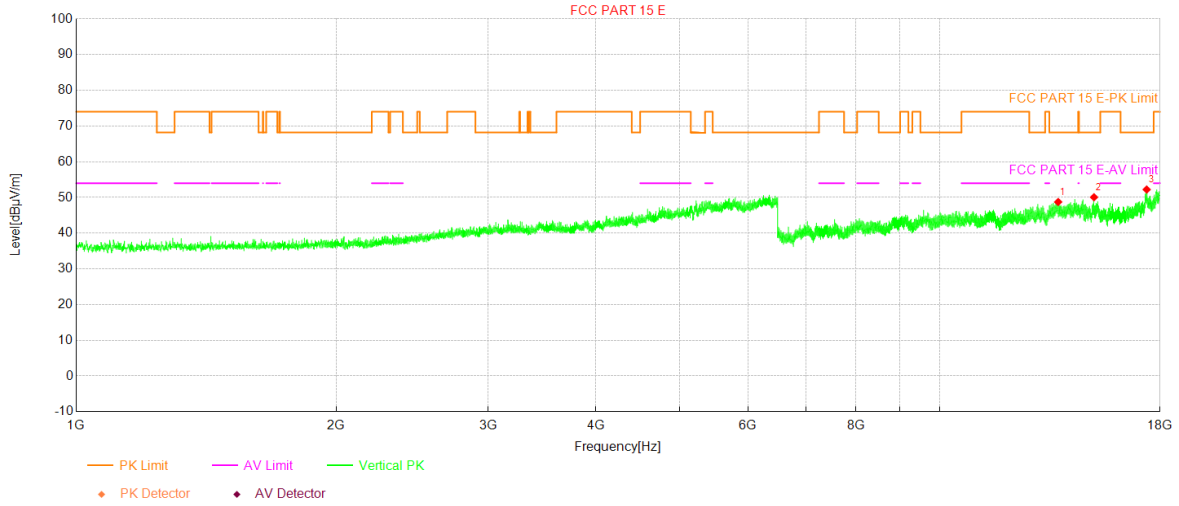
### Test Graph



NO.	Freq. [MHz]	Reading [dBµV]	Factor [dB]	Level [dBµV/m]	Limit [dBµV/m]	Margin [dB]	Trace	Height [cm]	Angle [°]	Polarity
1	13683.1	39.86	9.30	49.16	68.20	19.04	PK	256	267	Horizontal
2	15081.2	40.41	9.10	49.51	68.20	18.69	PK	146	142	Horizontal
3	17976.6	39.15	13.46	52.61	74.00	21.39	PK	151	11	Horizontal

Project Information			
Mode:	802.11 n20	Band:	U-NII-1
Bandwidth	20MHz	Channel	48
SN:	HQ63B1038C	Engineer:	欧树炎
Remark:	Polarity: Z		
Test Standard: FCC PART 15 E			

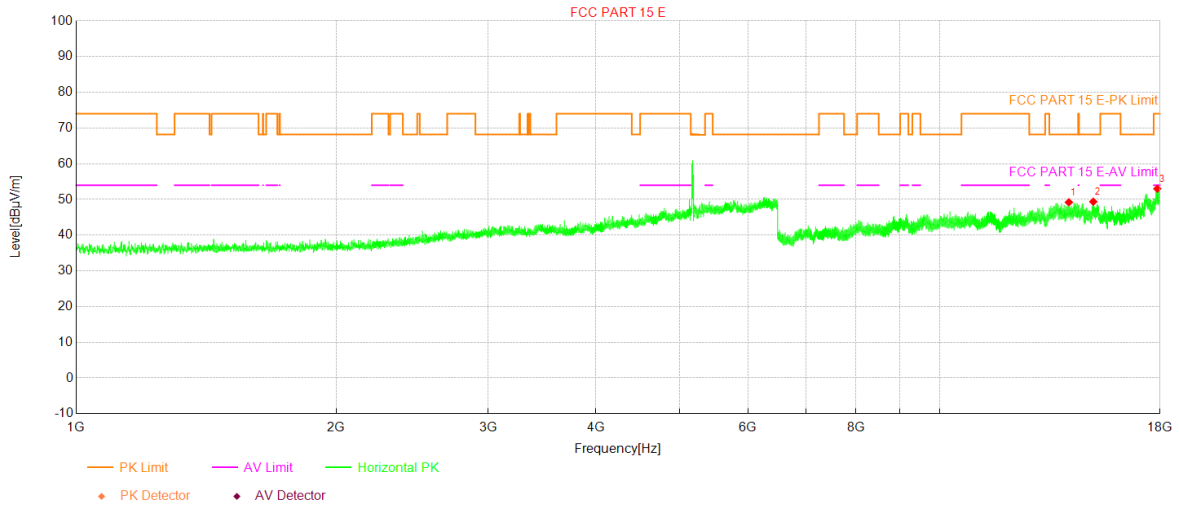
### Test Graph



NO.	Freq. [MHz]	Reading [dBµV]	Factor [dB]	Level [dBµV/m]	Limit [dBµV/m]	Margin [dB]	Trace	Height [cm]	Angle [°]	Polarity
1	13718.4	40.26	8.48	48.74	68.20	19.46	PK	162	98	Vertical
2	15094.2	41.03	9.04	50.07	68.20	18.13	PK	215	360	Vertical
3	17370.1	40.05	12.17	52.22	68.20	15.98	PK	225	200	Vertical

Project Information			
Mode:	802.11 ac20	Band:	U-NII-1
Bandwidth	20MHz	Channel	36
SN:	HQ63B1038C	Engineer:	欧树炎
Remark:	Polarity: Z		
Test Standard: FCC PART 15 E			

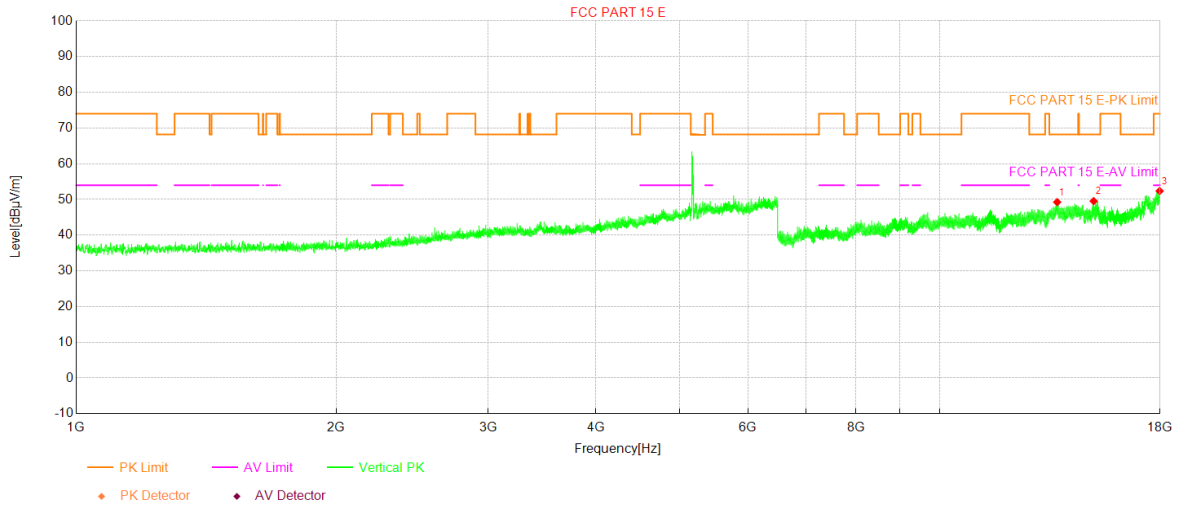
### Test Graph



NO.	Freq. [MHz]	Reading [dBµV]	Factor [dB]	Level [dBµV/m]	Limit [dBµV/m]	Margin [dB]	Trace	Height [cm]	Angle [°]	Polarity
1	14113.6	40.93	8.29	49.22	68.20	18.98	PK	131	40	Horizontal
2	15064.7	40.22	9.17	49.39	68.20	18.81	PK	199	187	Horizontal
3	17871.1	39.30	13.71	53.01	74.00	20.99	PK	166	112	Horizontal

Project Information			
Mode:	802.11 ac20	Band:	U-NII-1
Bandwidth	20MHz	Channel	36
SN:	HQ63B1038C	Engineer:	欧树炎
Remark:	Polarity: Z		
Test Standard: FCC PART 15 E			

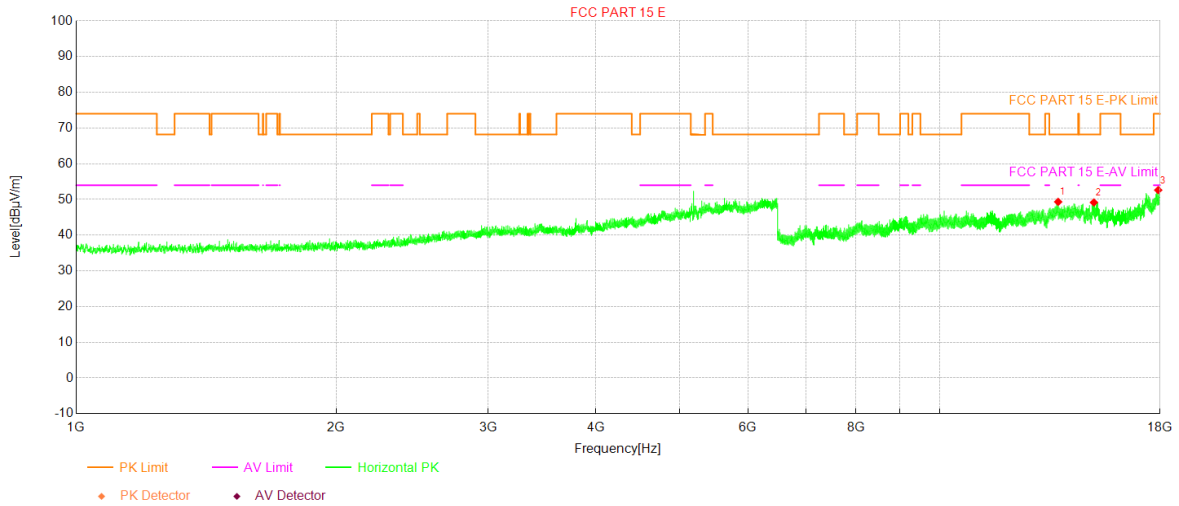
### Test Graph



NO.	Freq. [MHz]	Reading [dBµV]	Factor [dB]	Level [dBµV/m]	Limit [dBµV/m]	Margin [dB]	Trace	Height [cm]	Angle [°]	Polarity
1	13682.3	39.97	9.29	49.26	68.20	18.94	PK	178	77	Vertical
2	15079.6	40.44	9.11	49.55	68.20	18.65	PK	139	304	Vertical
3	17981.9	38.84	13.53	52.37	74.00	21.63	PK	260	339	Vertical

Project Information			
Mode:	802.11 ac20	Band:	U-NII-1
Bandwidth	20MHz	Channel	40
SN:	HQ63B1038C	Engineer:	欧树炎
Remark:	Polarity: Z		
Test Standard: FCC PART 15 E			

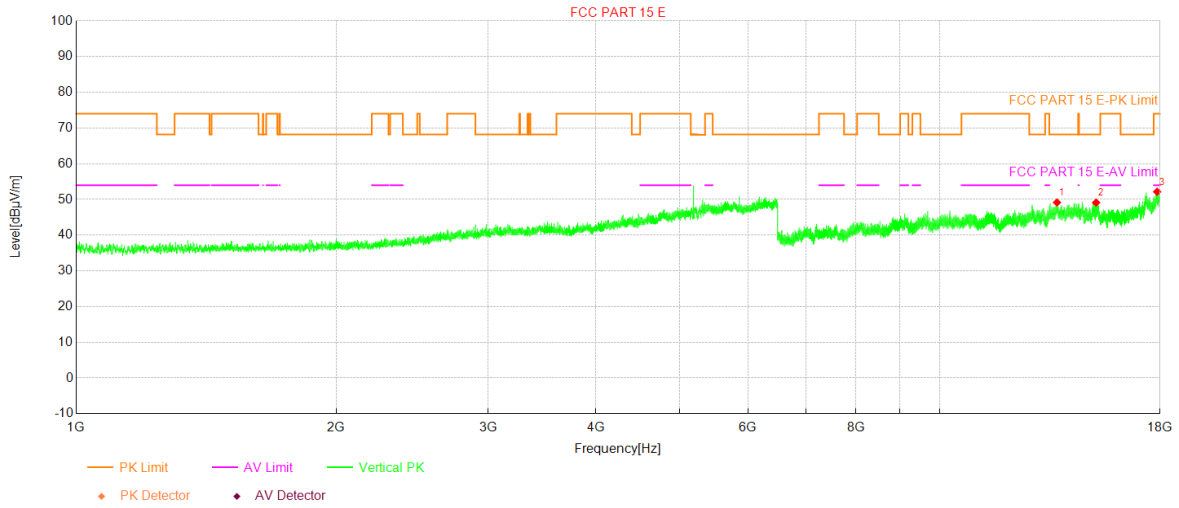
### Test Graph



NO.	Freq. [MHz]	Reading [dBµV]	Factor [dB]	Level [dBµV/m]	Limit [dBµV/m]	Margin [dB]	Trace	Height [cm]	Angle [°]	Polarity
1	13718.0	40.84	8.50	49.34	68.20	18.86	PK	126	244	Horizontal
2	15088.4	40.10	9.07	49.17	68.20	19.03	PK	114	112	Horizontal
3	17912.9	39.35	13.27	52.62	74.00	21.38	PK	239	341	Horizontal

Project Information			
Mode:	802.11 ac20	Band:	U-NII-1
Bandwidth	20MHz	Channel	40
SN:	HQ63B1038C	Engineer:	欧树炎
Remark:	Polarity: Z		
Test Standard: FCC PART 15 E			

### Test Graph



NO.	Freq. [MHz]	Reading [dBµV]	Factor [dB]	Level [dBµV/m]	Limit [dBµV/m]	Margin [dB]	Trace	Height [cm]	Angle [°]	Polarity
1	13675.4	39.90	9.25	49.15	68.20	19.05	PK	146	127	Vertical
2	15177.0	41.11	8.01	49.12	68.20	19.08	PK	176	32	Vertical
3	17863.1	38.34	13.82	52.16	74.00	21.84	PK	231	360	Vertical