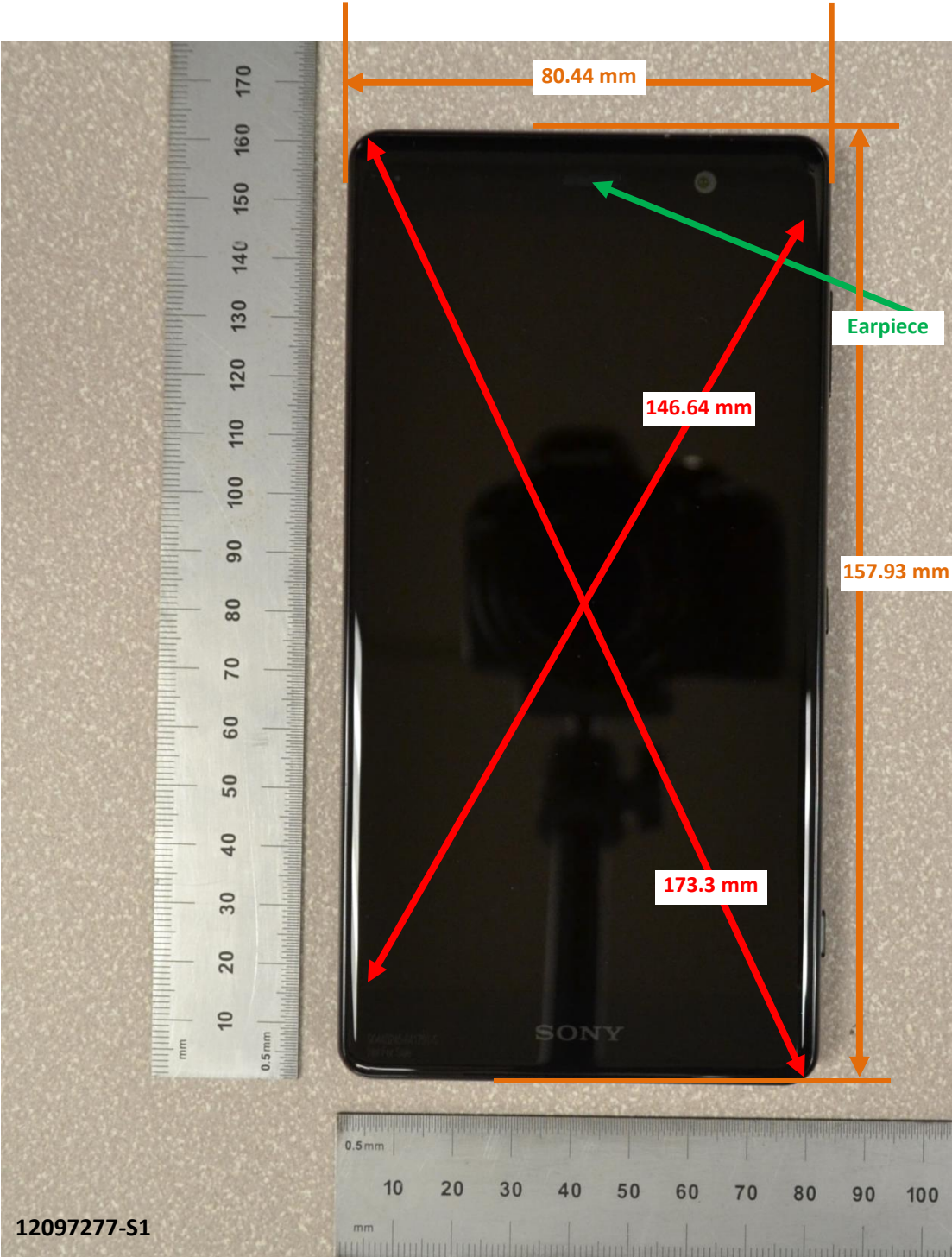


DUT and SAR Set-up Photos

Overall Dimensions



Front View of the DUT

12097277-S1



Rear View of the DUT

12097277-S1



Setup Photos

Handset Vertical and Horizontal Reference Lines


Vertical
Center Line




Horizontal
Line

Head Exposure Conditions


Left Touch




Left Tilt (15°)



Right Touch




Right Tilt (15°)



Body-worn Accessory


Rear at 15mm

12097277-S1



Front at 15mm


12097277-S1



Hotspot mode Exposure Conditions


Rear @ 10mm

12097277-S1




Front @ 10mm

12097277-S1




Edge 1

12097277-S1




Edge 2

12097277-S1




Edge 3

12097277-S1



Edge 4


12097277-S1



Product Specific SAR Exposure Conditions


Rear at 0mm

12097277-S1




Edge 1 at 0mm


12097277-S1



Edge 2 at 0mm



Edge 4 at 0mm



Antenna Dimensions & Separation Distances

- Cellular Main Antenna(Tx/Rx)
(Cellular Main Antenna 1 + Cellular Main Antenna2)
- Cellular Sub Antenna(Tx/Rx)
(Cellular Sub Antenna 1 + Cellular Sub Antenna 2/GPS)
- WLAN Chain 0/BT Antenna(Tx/Rx) / Cellular Main Antenna 3 (Rx)
- WLAN Chain 1(Tx/Rx)/Cellular Diversity Antenna, Cellular Sub Antenna 3 (Rx)
- Cellular HO Diversity Antenna (Rx)

