



FCC RADIO TEST REPORT

FCC ID : PY7-68553D
Equipment : GSM/WCDMA/LTE Phone with BT, DTS/UNII
a/b/g/n/ac, GPS and NFC
Brand Name : Sony
Applicant : Sony Mobile Communications Inc.
4-12-3 Higashi-Shinagawa, Shinagawa-ku,
Tokyo, 140-0002, Japan
Manufacturer : Sony Mobile Communications Inc.
4-12-3 Higashi-Shinagawa, Shinagawa-ku,
Tokyo, 140-0002, Japan
Standard : 47 CFR Part 2, 22(H), 24(E), 27(L)

The product was received on Jun. 04, 2019 and testing was started from Jun. 29, 2019 and completed on Jul. 17, 2019. We, SPORTON INTERNATIONAL INC. EMC & Wireless Communications Laboratory, would like to declare that the tested sample has been evaluated in accordance with the test procedures given in ANSI / TIA-603-E and has been in compliance with the applicable technical standards.

The report must not be used by the client to claim product certification, approval, or endorsement by TAF or any agency of government.

The test results in this report apply exclusively to the tested model / sample. Without written approval of SPORTON INTERNATIONAL INC. EMC & Wireless Communications Laboratory, the test report shall not be reproduced except in full.

Approved by: Jones Tsai

SPORTON INTERNATIONAL INC. EMC & Wireless Communications Laboratory
No. 52, Huaya 1st Rd., Guishan Dist., Taoyuan City, Taiwan (R.O.C.)



Table of Contents

History of this test report 3

Summary of Test Result..... 4

1 General Description 5

 1.1 Product Feature of Equipment Under Test 5

 1.2 Modification of EUT 5

 1.3 Maximum ERP/EIRP Power, Frequency Tolerance, and Emission Designator 6

 1.4 Testing Location 7

 1.5 Applicable Standards..... 7

2 Test Configuration of Equipment Under Test 8

 2.1 Test Mode..... 8

 2.2 Connection Diagram of Test System 9

 2.3 Support Unit used in test configuration 9

 2.4 Measurement Results Explanation Example..... 9

 2.5 Frequency List of Low/Middle/High Channels 10

3 Conducted Test Result 11

 3.1 Measuring Instruments 11

 3.2 Conducted Output Power and ERP/EIRP 12

 3.3 Peak-to-Average Ratio 13

 3.4 99% Occupied Bandwidth and 26dB Bandwidth Measurement 14

 3.5 Conducted Band Edge..... 15

 3.6 Conducted Spurious Emission..... 16

 3.7 Frequency Stability 17

4 Radiated Test Items..... 18

 4.1 Measuring Instruments 18

 4.2 Test Setup 18

 4.3 Test Result of Radiated Test 18

 4.4 Field Strength of Spurious Radiation Measurement..... 19

5 List of Measuring Equipment 20

6 Uncertainty of Evaluation 22

Appendix A. Test Results of Conducted Test

Appendix B. Test Results of ERP/EIRP and Radiated Test



History of this test report

Report No.	Version	Description	Issued Date
FG940906-01A	01	Initial issue of report	Jul. 23, 2019



Summary of Test Result

Report Clause	Ref Std. Clause	Test Items	Result (PASS/FAIL)	Remark
3.2	§2.1046	Conducted Output Power	Pass	-
	§22.913 (a)(2)	Effective Radiated Power		
	§24.232 (c)	Equivalent Isotropic Radiated Power		
	§27.50 (d)(4)	Equivalent Isotropic Radiated Power		
3.3	§24.232 (d)	Peak-to-Average Ratio	Pass	-
3.4	§2.1049 §22.917 (b) §24.238 (b) §27.53 (g)	Occupied Bandwidth	Pass	-
3.5	§2.1051 §22.917 (a) §24.238 (a) §27.53 (g)	Band Edge Measurement	Pass	-
3.6	§2.1051 §22.917 (a) §24.238 (a) §27.53 (g)	Conducted Emission	Pass	-
3.7	§2.1055 §22.355	Frequency Stability Temperature & Voltage	Pass	-
	§2.1055 §24.235 §27.54			-
4.4	§2.1053 §22.917 (a) §24.238 (a) §27.53 (h)	Field Strength of Spurious Radiation	Pass	Under limit 32.24 dB at 7398.000 MHz

Declaration of Conformity:

The test results with all measurement uncertainty excluded are presented in accordance with the regulation limits or requirements declared by manufacturers.

Comments and Explanations:

The declared of product specification for EUT presented in the report are provided by the manufacturer, and the manufacturer takes all the responsibilities for the accuracy of product specification.

Reviewed by: Wii Chang

Report Producer: Yimin Ho



1 General Description

1.1 Product Feature of Equipment Under Test

GSM/WCDMA/LTE, Bluetooth, DTS/UNII a/b/g/n/ac, NFC, and GNSS.

Standards-related Product Specification	
Antenna Type	Loop Antenna

EUT Information List			
HW Version	SW Version	S/N	Performed Test Item
A	1.22	BH9300EQH3	Conducted Measurement
		BH93005NH3	Radiated Spurious Emission ERP/EIRP Test

Accessory List	
AC Adapter	Model Name : UCH32
	S/N: 6218W30200140
Earphone	Model Name.: MH750
	S/N : N/A
USB Cable	Model Name.: UCB24
	S/N : N/A
2 in 1 USB Audio Cable	Model Name.: EC270
	S/N : N/A

Note:

1. Above EUT list used are electrically identical per declared by manufacturer.
2. Above the accessories list are used to exercise the EUT during test, and the serial number of each type of accessories is listed in each section of this report. .
3. For other wireless features of this EUT, test report will be issued separately.

1.2 Modification of EUT

No modifications are made to the EUT during all test items.



1.3 Maximum ERP/EIRP Power, Frequency Tolerance, and Emission Designator

FCC Rule	Frequency Range (MHz)	System	Type of Modulation	Maximum ERP/EIRP (W)	Frequency Tolerance (ppm)	Emission Designator
Part 22	824.2 ~848.8	GSM850 GPRS class 8	GMSK	0.3327	0.0155 ppm	246KGXW
Part 22	824.2 ~848.8	GSM850 EDGE class 8	8PSK	0.0975	0.0084 ppm	241KG7W
Part 22	826.4 ~846.6	WCDMA Band V RMC 12.2Kbps	BPSK	0.0467	0.0167 ppm	4M14F9W
Part 24	1850.2 ~1909.8	GSM1900 GPRS class 8	GMSK	0.1746	0.0085 ppm	245KGXW
Part 24	1850.2 ~1909.8	GSM1900 EDGE class 8	8PSK	0.1633	0.0122 ppm	243KG7W
Part 24	1852.4 ~ 1907.6	WCDMA Band II RMC 12.2Kbps	BPSK	0.0367	0.0021 ppm	4M17F9W
Part 27	1712.4 ~ 1752.6	WCDMA Band IV RMC 12.2Kbps	BPSK	0.0518	0.0017 ppm	4M15F9W



1.4 Testing Location

Test Site	SPORTON INTERNATIONAL INC. EMC & Wireless Communications Laboratory
Test Site Location	No.52, Huaya 1st Rd., Guishan Dist., Taoyuan City, Taiwan (R.O.C.) TEL: +886-3-327-3456 FAX: +886-3-328-4978
Test Site No.	Sporton Site No.
	TH03-HY
Test Engineer	Benjamin Lin
Temperature	21~24 °C
Relative Humidity	51~55 %

Note: The test site complies with ANSI C63.4 2014 requirement.

Test Site	SPORTON INTERNATIONAL INC. EMC & Wireless Communications Laboratory
Test Site Location	No.58, Aly. 75, Ln. 564, Wenhua 3rd, Rd., Guishan Dist., Taoyuan City, Taiwan (R.O.C.) TEL: +886-3-327-0868 FAX: +886-3-327-0855
Test Site No.	Sporton Site No.
	03CH12-HY
Test Engineer	Jack Cheng, Lance Chiang, and Chuan Chu
Temperature	19.8~26 °C
Relative Humidity	53~73.1 %

Note: The test site complies with ANSI C63.4 2014 requirement.

FCC Designation No.: TW1190 and TW0007

1.5 Applicable Standards

According to the specifications of the manufacturer, the EUT must comply with the requirements of the following standards:

- ♦ ANSI C63.26-2015
- ♦ ANSI / TIA-603-E
- ♦ 47 CFR Part 2, 22(H), 24(E), 27(L)
- ♦ FCC KDB 971168 D01 Power Meas. License Digital Systems v03r01
- ♦ FCC KDB 412172 D01 Determining ERP and EIRP v01r01

Remark:

1. All test items were verified and recorded according to the standards and without any deviation during the test.
2. This EUT has also been tested and complied with the requirements of FCC Part 15, Subpart B, recorded in a separate test report.



2 Test Configuration of Equipment Under Test

2.1 Test Mode

Antenna port conducted and radiated test items were performed according to KDB 971168 D01 Power Meas. License Digital Systems v03r01 with maximum output power.

For radiated measurement, pre-scanned in three orthogonal panels, X, Y, Z. The worst cases (Y plane with Earphone and Adapter for PCS Band and AWS Band, Z plane with Earphone and Adapter for Cellular Band) were recorded in this report.

Radiated emissions were investigated as following frequency range:

1. 30 MHz to 9000 MHz for GSM850 and WCDMA Band V
2. 30 MHz to 18000 MHz for WCDMA Band IV.
3. 30 MHz to 19100 MHz for GSM1900 and WCDMA Band II

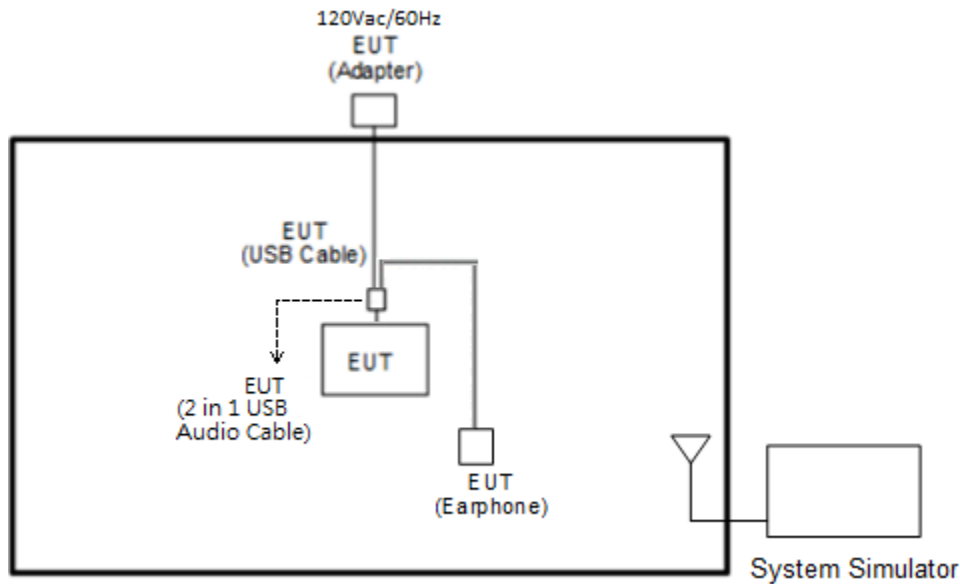
All modes and data rates and positions were investigated.

Test modes are chosen to be reported as the worst case configuration below:

Test Modes		
Band	Radiated TCs	Conducted TCs
GSM 850	<ul style="list-style-type: none">■ GPRS Class 8 Link■ EDGE Class 8 Link	<ul style="list-style-type: none">■ GPRS Class 8 Link■ EDGE Class 8 Link
GSM 1900	<ul style="list-style-type: none">■ GPRS Class 8 Link■ EDGE Class 8 Link	<ul style="list-style-type: none">■ GPRS Class 8 Link■ EDGE Class 8 Link
WCDMA Band V	<ul style="list-style-type: none">■ RMC 12.2Kbps Link	<ul style="list-style-type: none">■ RMC 12.2Kbps Link
WCDMA Band II	<ul style="list-style-type: none">■ RMC 12.2Kbps Link	<ul style="list-style-type: none">■ RMC 12.2Kbps Link
WCDMA Band IV	<ul style="list-style-type: none">■ RMC 12.2Kbps Link	<ul style="list-style-type: none">■ RMC 12.2Kbps Link

2.2 Connection Diagram of Test System

<EUT with USB Audio Cable>



2.3 Support Unit used in test configuration

Item	Equipment	Trade Name	Model No.	FCC ID	Data Cable	Power Cord
1.	System Simulator	R&S	CMU200	N/A	N/A	Unshielded, 1.8 m

2.4 Measurement Results Explanation Example

For all conducted test items:

The offset level is set in the spectrum analyzer to compensate the RF cable loss and attenuator factor between RF conducted output port and spectrum analyzer. With the offset compensation, the spectrum analyzer reading level will be exactly the RF output level.

The spectrum analyzer offset is derived from RF cable loss and attenuator factor.

$Offset = RF\ cable\ loss + attenuator\ factor.$

The following shows an offset computation example with RF cable loss 4.2 dB and a 10dB attenuator.

Example:

$$Offset(dB) = RF\ cable\ loss(dB) + attenuator\ factor(dB).$$

$$= 4.2 + 10 = 14.2\ (dB)$$



2.5 Frequency List of Low/Middle/High Channels

Frequency List				
Band	Channel/Frequency(MHz)	Lowest	Middle	Highest
GSM850	Channel	128	189	251
	Frequency	824.2	836.4	848.8
WCDMA Band V	Channel	4132	4182	4233
	Frequency	826.4	836.4	846.6
GSM1900	Channel	512	661	810
	Frequency	1850.2	1880.0	1909.8
WCDMA Band II	Channel	9262	9400	9538
	Frequency	1852.4	1880.0	1907.6
WCDMA Band IV	Channel	1312	1413	1513
	Frequency	1712.4	1732.6	1752.6


3 Conducted Test Result

3.1 Measuring Instruments

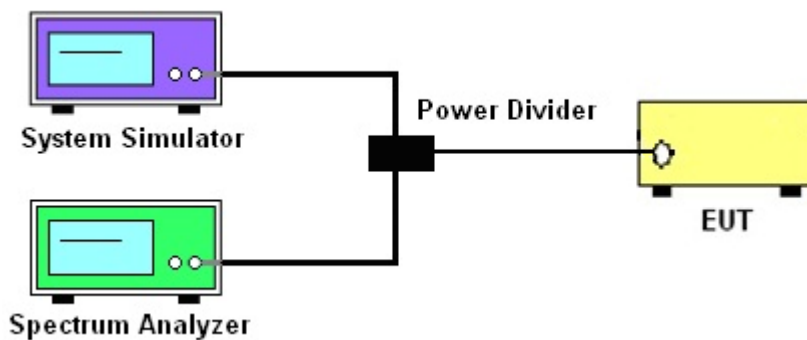
See list of measuring instruments of this test report.

3.1.1 Test Setup

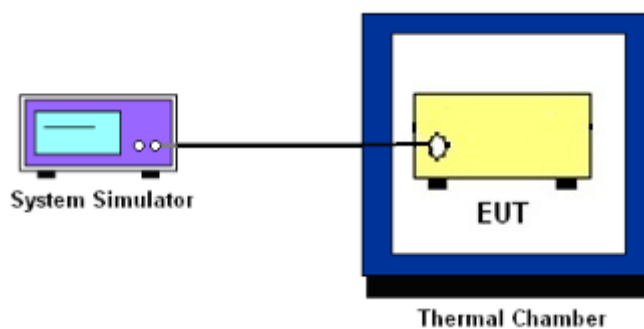
3.1.2 Conducted Output Power



3.1.3 Peak-to-Average Ratio, Occupied Bandwidth, Conducted Band-Edge and Conducted Spurious Emission



3.1.4 Frequency Stability



3.1.5 Test Result of Conducted Test

Please refer to Appendix A.



3.2 Conducted Output Power and ERP/EIRP

3.2.1 Description of the Conducted Output Power and ERP/EIRP

A system simulator was used to establish communication with the EUT. Its parameters were set to enforce EUT transmitting at the maximum power. The measured power in the radio frequency on the transmitter output terminals shall be reported.

The ERP of mobile transmitters must not exceed 7 Watts for GSM850 and WCDMA Band V.

The EIRP of mobile transmitters must not exceed 2 Watts for GSM1900 and WCDMA Band II.

The EIRP of mobile transmitters must not exceed 1 Watts for WCDMA Band IV.

According to KDB 412172 D01 Power Approach,

$EIRP = P_T + G_T - L_C$, $ERP = EIRP - 2.15$, where

P_T = transmitter output power in dBm

G_T = gain of the transmitting antenna in dBi

L_C = signal attenuation in the connecting cable between the transmitter and antenna in dB

3.2.2 Test Procedures

1. The transmitter output port was connected to the system simulator.
2. Set EUT at maximum power through system simulator.
3. Select lowest, middle, and highest channels for each band and different modulation.
4. Measure the maximum burst average power for GSM and maximum average power for other modulation signal.



3.3 Peak-to-Average Ratio

3.3.1 Description of the PAR Measurement

The peak-to-average ratio (PAR) of the transmission may not exceed 13 dB.

3.3.2 Test Procedures

The testing follows ANSI C63.26-2015 Section 5.2.6

1. The EUT was connected to spectrum analyzer and system simulator via a power divider.
2. Set EUT to transmit at maximum output power.
3. When the duty cycle is less than 98%, then signal gating will be implemented on the spectrum analyzer by triggering from the system simulator.
4. Set the CCDF (Complementary Cumulative Distribution Function) option of the spectrum analyzer.
5. Record the maximum PAPR level associated with a probability of 0.1%.



3.4 99% Occupied Bandwidth and 26dB Bandwidth Measurement

3.4.1 Description of 99% Occupied Bandwidth and 26dB Bandwidth Measurement

The occupied bandwidth is the width of a frequency band such that, below the lower and above the upper frequency limits, the mean powers emitted are each equal to a specified percentage 0.5% of the total mean transmitted power.

The 26 dB emission bandwidth is defined as the frequency range between two points, one above and one below the carrier frequency, at which the spectral density of the emission is attenuated 26 dB below the maximum in-band spectral density of the modulated signal. Spectral density (power per unit bandwidth) is to be measured with a detector of resolution bandwidth equal to approximately 1.0% of the emission bandwidth.

3.4.2 Test Procedures

The testing follows ANSI C63.26-2015 Section 5.4.3 (26dB) and Section 5.4.4 (99OB)

1. The EUT was connected to spectrum analyzer and system simulator via a power divider.
2. The spectrum analyzer center frequency is set to the nominal EUT channel center frequency. The span range for the spectrum analyzer shall be between two and five times the anticipated OBW.
3. The nominal resolution bandwidth (RBW) shall be in the range of 1 to 5 % of the anticipated OBW, and the VBW shall be at least 3 times the RBW.
4. Set the detection mode to peak, and the trace mode to max hold.
5. Determine the reference value: Set the EUT to transmit a modulated signal. Allow the trace to stabilize. Set the spectrum analyzer marker to the highest level of the displayed trace.
(this is the reference value)
6. Determine the “-26 dB down amplitude” as equal to (Reference Value – X).
7. Place two markers, one at the lowest and the other at the highest frequency of the envelope of the spectral display such that each marker is at or slightly below the “-X dB down amplitude” determined in step 6. If a marker is below this “-X dB down amplitude” value it shall be placed as close as possible to this value. The OBW is the positive frequency difference between the two markers.
8. Use the 99 % power bandwidth function of the spectrum analyzer and report the measured bandwidth.



3.5 Conducted Band Edge

3.5.1 Description of Conducted Band Edge Measurement

The power of any emission outside of the authorized operating frequency ranges must be lower than the transmitter power (P) by a factor of at least $43 + 10 \log(P)$ dB.

3.5.2 Test Procedures

The testing follows FCC KDB 971168 D01 v03r01 Section 6.1 and ANSI C63.26-2015 Section 5.7.

1. The EUT was connected to the spectrum analyzer and system simulator via a power divider.
2. The RF output of EUT was connected to the spectrum analyzer by an RF cable and attenuator. The path loss was compensated to the results for each measurement.
3. The band edges of low and high channels for the highest RF powers were measured.
4. The RF fundamental frequency should be excluded against the limit line in the operating frequency band.
5. The limit line is derived from $43 + 10\log(P)$ dB below the transmitter power P(Watts)



3.6 Conducted Spurious Emission

3.6.1 Description of Conducted Spurious Emission Measurement

The power of any emission outside of the authorized operating frequency ranges must be lower than the transmitter power (P) by a factor of at least $43 + 10 \log (P)$ dB.

It is measured by means of a calibrated spectrum analyzer and scanned from 30 MHz up to a frequency including its 10th harmonic.

3.6.2 Test Procedures

The testing follows FCC KDB 971168 D01 v03r01 Section 6.1 and ANSI C63.26-2015 Section 5.7.

1. The EUT was connected to the spectrum analyzer and system simulator via a power divider.
2. The RF output of EUT was connected to the spectrum analyzer by an RF cable and attenuator. The path loss was compensated to the results for each measurement.
3. The middle channel for the highest RF power within the transmitting frequency was measured.
4. The conducted spurious emission for the whole frequency range was taken.
5. The RF fundamental frequency should be excluded against the limit line in the operating frequency band.
6. The limit line is derived from $43 + 10\log(P)$ dB below the transmitter power P(Watts)



3.7 Frequency Stability

3.7.1 Description of Frequency Stability Measurement

22.355

The frequency stability shall be measured by variation of ambient temperature and variation of primary supply voltage to ensure that the fundamental emission stays within the authorized frequency block. The frequency stability of the transmitter shall be maintained within $\pm 0.00025\%$ ($\pm 2.5\text{ppm}$) of the center frequency.

24.235 & 27.54

The frequency stability shall be sufficient to ensure that the fundamental emission stays within the authorized frequency block.

3.7.2 Test Procedures for Temperature Variation

The testing follows FCC KDB 971168 D01 v03r01 Section 9.0.

1. The EUT was set up in the thermal chamber and connected with the system simulator.
2. With power OFF, the temperature was decreased to -30°C and the EUT was stabilized before testing. Power was applied and the maximum change in frequency was recorded within one minute.
3. With power OFF, the temperature was raised in 10°C steps up to 50°C . The EUT was stabilized at each step for at least half an hour. Power was applied and the maximum frequency change was recorded within one minute.

3.7.3 Test Procedures for Voltage Variation

The testing follows FCC KDB 971168 D01 v03r01 Section 9.0.

1. The EUT was placed in a temperature chamber at $20\pm 5^{\circ}\text{C}$ and connected with the system simulator.
2. The power supply voltage to the EUT was varied from 85% to 115% of the nominal value measured at the input to the EUT.
3. The variation in frequency was measured for the worst case.

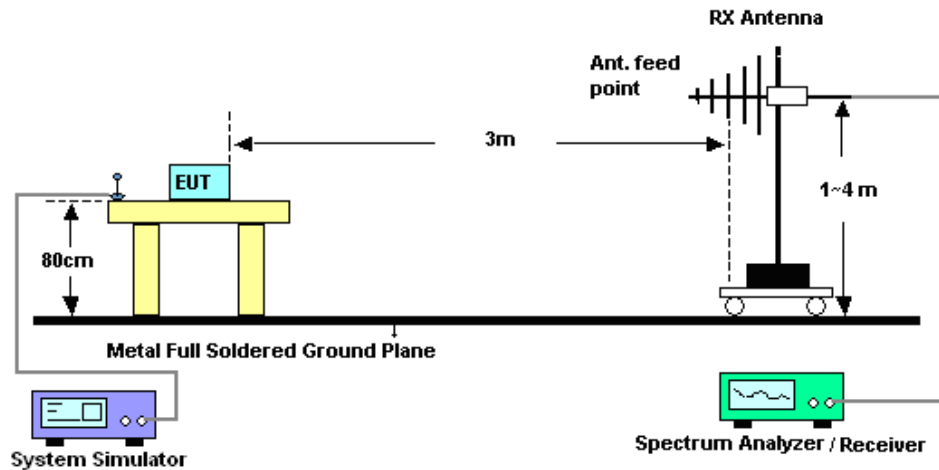
4 Radiated Test Items

4.1 Measuring Instruments

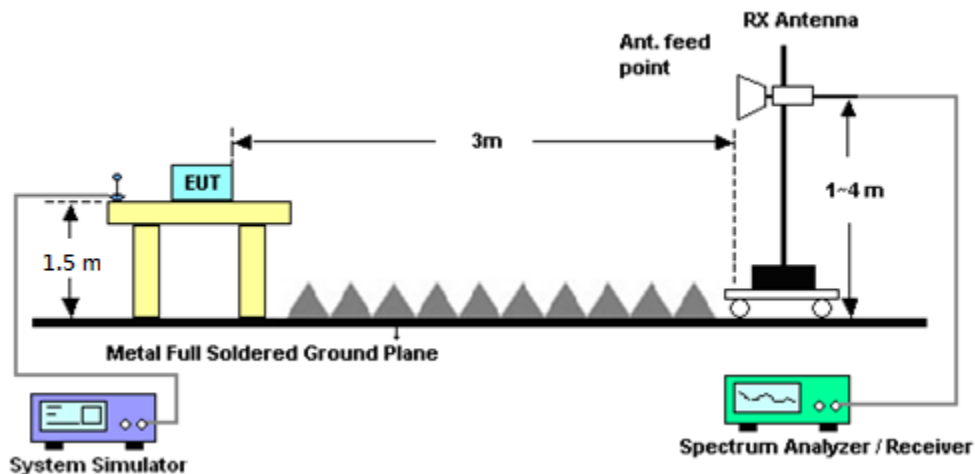
See list of measuring instruments of this test report.

4.2 Test Setup

For radiated test from 30MHz to 1GHz



For radiated test above 1GHz



4.3 Test Result of Radiated Test

Please refer to Appendix B.



4.4 Field Strength of Spurious Radiation Measurement

4.4.1 Description of Field Strength of Spurious Radiated Measurement

The power of any emission outside of the authorized operating frequency ranges must be attenuated below the transmitter power (P) by a factor of at least $43 + 10 \log (P)$ dB. The spectrum is scanned from 30 MHz up to a frequency including its 10th harmonic.

4.4.2 Test Procedures

The testing follows FCC KDB 971168 D01 v03r01 Section 7 and ANSI / TIA-603-E Section 2.2.12.

1. The EUT was placed on a rotatable wooden table 0.8 meters for frequency below 1GHz and 1.5 meter for frequency above 1GHz above the ground.
2. The EUT was set 3 meters from the receiving antenna, which was mounted on the antenna tower.
3. The table was rotated 360 degrees to determine the position of the highest spurious emission.
4. The height of the receiving antenna is varied between one meter and four meters to search for the maximum spurious emission for both horizontal and vertical polarizations.
5. Make the measurement with the spectrum analyzer's RBW = 1MHz, VBW = 3MHz, taking record of maximum spurious emission.
6. A horn antenna was substituted in place of the EUT and was driven by a signal generator.
7. Tune the output power of signal generator to the same emission level with EUT maximum spurious emission.
8. Taking the record of output power at antenna port.
9. Repeat step 7 to step 8 for another polarization.
10. $EIRP (dBm) = S.G. Power - Tx Cable Loss + Tx Antenna Gain$
11. $ERP (dBm) = EIRP - 2.15$
12. The RF fundamental frequency should be excluded against the limit line in the operating frequency band.
13. The limit line is derived from $43 + 10\log(P)$ dB below the transmitter power P(Watts)



5 List of Measuring Equipment

Instrument	Manufacturer	Model No.	Serial No.	Characteristics	Calibration Date	Test Date	Due Date	Remark
Base Station (Measure)	Rohde & Schwarz	CMU200	117995	GSM / GPRS / WCDMA / CDMA	Aug. 10, 2018	Jun. 29, 2019	Aug. 09, 2019	Conducted (TH03-HY)
Spectrum Analyzer	Rohde & Schwarz	FSP30	101067	9kHz~30GHz	Jun. 13, 2019	Jun. 29, 2019	Jun. 12, 2020	Conducted (TH03-HY)
Temperature Chamber	ESPEC	SU-641	92013721	-30°C ~70°C	Nov. 28, 2018	Jun. 29, 2019	Nov. 27, 2019	Conducted (TH03-HY)
Programmable Power Supply	GW Instek	PSS-2005	EL890001	Voltage:0~20V;Current:0~5A	Oct. 08, 2018	Jun. 29, 2019	Oct. 07, 2019	Conducted (TH03-HY)
Hygrometer	Testo	608-H1	34893241	N/A	Mar. 06, 2019	Jun. 29, 2019	Mar. 05, 2020	Conducted (TH03-HY)
Loop Antenna	Rohde & Schwarz	HFH2-Z2	100488	9 kHz~30 MHz	Jan. 07, 2019	Jul. 10, 2019~Jul. 17, 2019	Jan. 06, 2020	Radiation (03CH12-HY)
Bilog Antenna	TESEQ	CBL 6111D&0080 2N1D01N-06	47020&06	30MHz to 1GHz	Oct. 13, 2018	Jul. 10, 2019~Jul. 17, 2019	Oct. 12, 2019	Radiation (03CH12-HY)
Horn Antenna	SCHWARZBECK	BBHA 9120D	9120D-1212	1GHz ~ 18GHz	Oct. 19, 2018	Jul. 10, 2019~Jul. 17, 2019	Oct. 18, 2019	Radiation (03CH12-HY)
Horn Antenna	SCHWARZBECK	BBHA 9120D	9120D-1326	1GHz ~ 18GHz	Oct. 30, 2018	Jul. 10, 2019~Jul. 17, 2019	Oct. 29, 2019	Radiation (03CH12-HY)
SHF-EHF Horn Antenna	SCHWARZBECK	BBHA 9170	BBHA9170584	18GHz ~ 40GHz	Dec. 05, 2018	Jul. 10, 2019~Jul. 17, 2019	Dec. 04, 2019	Radiation (03CH12-HY)
SHF-EHF Horn Antenna	SCHWARZBECK	BBHA 9170	BBHA9170251	18GHz- 40GHz	Nov. 20, 2018	Jul. 10, 2019~Jul. 17, 2019	Nov. 19, 2019	Radiation (03CH12-HY)
Preamplifier	COM-POWER	PA-103	161075	10MHz~1GHz	Mar. 25, 2019	Jul. 10, 2019~Jul. 17, 2019	Mar. 24, 2020	Radiation (03CH12-HY)
Preamplifier	Agilent	8449B	3008A02375	1GHz~26.5Ghz	May 28, 2018	Jul. 10, 2019~Jul. 17, 2019	May 26, 2020	Radiation (03CH12-HY)
Preamplifier	Jet-Power	JPA0118-55-303	1710001800055007	1GHz~18GHz	Apr. 01, 2019	Jul. 10, 2019~Jul. 17, 2019	Mar. 31, 2020	Radiation (03CH12-HY)
Preamplifier	EMEC	EM18G40G	060715	18GHz ~ 40GHz	Dec. 06, 2018	Jul. 10, 2019~Jul. 17, 2019	Dec. 05, 2019	Radiation (03CH12-HY)
EMI Test Receiver	Rohde & Schwarz	ESU26	100390	20Hz~26.5GHz	Dec. 26, 2018	Jul. 10, 2019~Jul. 17, 2019	Dec. 25, 2019	Radiation (03CH12-HY)
Spectrum Analyzer	Keysight	N9010A	MY54200486	10Hz~44GHz	Dec. 19, 2018	Jul. 10, 2019~Jul. 17, 2019	Dec. 18, 2019	Radiation (03CH12-HY)
Hygrometer	TECPEL	DTM-303B	TP161243	N/A	May 11, 2019	Jul. 10, 2019~Jul. 17, 2019	May 10, 2020	Radiation (03CH12-HY)



Instrument	Manufacturer	Model No.	Serial No.	Characteristics	Calibration Date	Test Date	Due Date	Remark
Notch Filter	Wainwright	WTRCT5-82 4-849-20-70- 60SSK	SN1	824-849	Mar. 21, 2019	Jul. 10, 2019~ Jul. 17, 2019	Mar. 20, 2020	Radiation (03CH12-HY)
Notch Filter	Wainwright	WRCT2500/ 2570-10/40- 10SSK	SN1 R	LTE Band 7	Aug. 23, 2018	Jul. 10, 2019~ Jul. 17, 2019	Aug. 22, 2019	Radiation (03CH12-HY)
Filter	Wainwright	WLK4-1000- 1530-6000-4 0SS	SN11	1 GHz Lowpass	Sep. 16, 2018	Jul. 10, 2019~ Jul. 17, 2019	Sep. 15, 2019	Radiation (03CH12-HY)
Filter	Wainwright	WHKX12-10 80-1200-150 0-60SS	SN2	1.2G High Pass	Sep. 16, 2018	Jul. 10, 2019~ Jul. 17, 2019	Sep. 15, 2019	Radiation (03CH12-HY)
Filter	Wainwright	WHKX12-27 00-3000-180 00-60ST	SN2	3G High Pass	Jul. 16, 2018	Jul. 10, 2019~ Jul. 14, 2019	Jul. 15, 2019	Radiation (03CH12-HY)
Filter	Wainwright	WHKX12-27 00-3000-180 00-60ST	SN2	3G High Pass	Jul. 15, 2019	Jul. 15, 2019~ Jul. 17, 2019	Jul. 14, 2020	Radiation (03CH12-HY)
RF Cable	HUBER + SUHNER	SUCOFLEX 126E	0058/126E	30M-18G	Mar. 13, 2019	Jul. 10, 2019~ Jul. 17, 2019	Mar. 12, 2020	Radiation (03CH12-HY)
RF Cable	HUBER + SUHNER	SUCOFLEX 102	505134/2	30M~40GHz	Oct. 16, 2018	Jul. 10, 2019~ Jul. 17, 2019	Oct. 15, 2019	Radiation (03CH12-HY)
RF Cable	HUBER + SUHNER	SUCOFLEX 102	800740/2	30M~40GHz	Oct. 16, 2018	Jul. 10, 2019~ Jul. 17, 2019	Oct. 15, 2019	Radiation (03CH12-HY)
Controller	EMEC	EM1000	N/A	Control Turn table & Ant Mast	N/A	Jul. 10, 2019~ Jul. 17, 2019	N/A	Radiation (03CH12-HY)
Antenna Mast	EMEC	AM-BS-4500 -B	N/A	1m~4m	N/A	Jul. 10, 2019~ Jul. 17, 2019	N/A	Radiation (03CH12-HY)
Turn Table	EMEC	TT2000	N/A	0~360 Degree	N/A	Jul. 10, 2019~ Jul. 17, 2019	N/A	Radiation (03CH12-HY)
Signal Generator	Rohde & Schwarz	SMB100A	175727	100kHz~40GHz	Dec. 23, 2018	Jul. 10, 2019~ Jul. 17, 2019	Dec. 23, 2019	Radiation (03CH12-HY)
Software	Audix	E3 6.2009-8-24	RK-000989	N/A	N/A	Jul. 10, 2019~ Jul. 17, 2019	N/A	Radiation (03CH12-HY)



6 Uncertainty of Evaluation

Uncertainty of Radiated Emission Measurement (30 MHz ~ 1000 MHz)

Measuring Uncertainty for a Level of Confidence of 95% ($U = 2Uc(y)$)	3.36
---	------

Uncertainty of Radiated Emission Measurement (1 GHz ~ 18 GHz)

Measuring Uncertainty for a Level of Confidence of 95% ($U = 2Uc(y)$)	3.70
---	------

Uncertainty of Radiated Emission Measurement (18 GHz ~ 40 GHz)

Measuring Uncertainty for a Level of Confidence of 95% ($U = 2Uc(y)$)	3.98
---	------



Appendix A. Test Results of Conducted Test

Conducted Output Power(Average power)

Conducted Power (*Unit: dBm)						
Band	GSM850			GSM1900		
Channel	128	189	251	512	661	810
Frequency	824.2	836.4	848.8	1850.2	1880	1909.8
GSM	31.91	32.09	32.15	23.53	23.81	23.97
GPRS class 8	31.96	32.09	32.17	23.53	23.84	24.02
GPRS class 10	30.47	30.42	30.49	21.49	21.64	21.90
GPRS class 11	28.37	28.27	28.40	19.67	20.02	20.05
GPRS class 12	27.21	26.91	27.18	18.56	18.85	18.99
EGPRS class 8	26.76	26.81	26.84	23.18	23.51	23.73
EGPRS class 10	25.04	25.08	25.07	21.26	21.61	21.77
EGPRS class 11	22.97	22.86	22.91	19.03	19.32	19.45
EGPRS class 12	21.55	21.50	21.59	17.93	18.15	18.26

Conducted Power (*Unit: dBm)						
Band	WCDMA Band V			WCDMA Band II		
Channel	4132	4182	4233	9262	9400	9538
Frequency	826.4	836.4	846.6	1852.4	1880	1907.6
RMC 12.2K	23.57	23.64	23.54	17.16	17.25	17.18
HSDPA Subtest-1	22.55	22.56	22.54	16.02	16.04	16.03
HSDPA Subtest-2	22.50	22.24	22.51	15.70	16.07	15.98
HSDPA Subtest-3	21.96	22.03	21.67	15.46	15.53	15.53
HSDPA Subtest-4	21.98	22.01	21.99	15.50	15.52	15.53
HSUPA Subtest-1	22.53	22.53	22.56	15.93	16.01	15.91
HSUPA Subtest-2	20.49	20.60	20.60	13.98	14.13	14.00
HSUPA Subtest-3	21.51	21.55	21.53	14.89	15.00	14.93
HSUPA Subtest-4	20.47	20.62	20.57	13.99	14.09	14.11
HSUPA Subtest-5	22.50	22.60	22.50	16.00	16.10	16.10

Conducted Power (*Unit: dBm)			
Band	WCDMA Band IV		
Channel	1312	1413	1513
Frequency	1712.4	1732.6	1752.6
RMC 12.2K	18.04	17.93	17.94
HSDPA Subtest-1	16.89	16.83	16.80
HSDPA Subtest-2	16.95	16.80	16.79
HSDPA Subtest-3	16.35	16.35	16.28
HSDPA Subtest-4	16.39	16.30	16.27
HSUPA Subtest-1	16.96	16.80	16.81
HSUPA Subtest-2	14.83	14.79	14.82
HSUPA Subtest-3	15.94	15.82	15.79
HSUPA Subtest-4	14.93	14.80	14.80
HSUPA Subtest-5	17.00	16.80	16.80



A2. GSM

Peak-to-Average Ratio


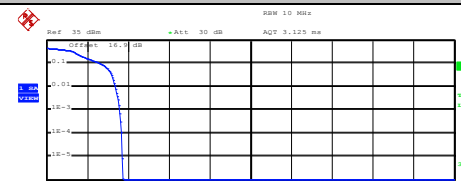

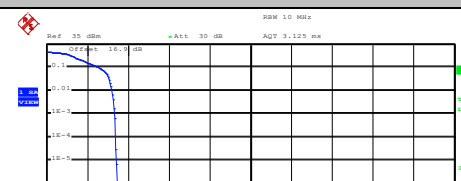
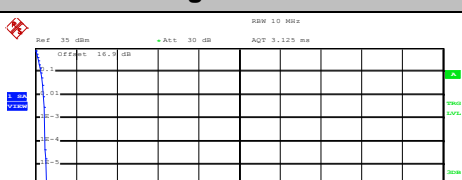
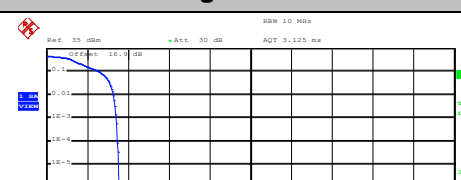
Mode	GSM850		Limit: 13dB
Mod.	GPRS class 8	EDGE class 8	Result
Lowest CH	0.36	3.36	PASS
Middle CH	0.32	3.40	
Highest CH	0.32	3.32	

Mode	GSM1900		Limit: 13dB
Mod.	GPRS class 8	EDGE class 8	Result
Lowest CH	0.44	3.60	PASS
Middle CH	0.44	3.36	
Highest CH	0.48	3.44	



GSM850 (GPRS class 8)	GSM850 (EDGE class 8)																
<p align="center">Lowest Channel</p> <p>Center: 824.2 MHz 2 dB/ Mean Pwr: + 20 dB</p> <p>Complementary Cumulative Distribution Function (100000 samples) Trace 1 Mean 30.97 dBm Peak 31.37 dBm Crest 0.41 dB</p> <table border="1"> <tr><td>10 %</td><td>0.24 dB</td></tr> <tr><td>1 %</td><td>0.28 dB</td></tr> <tr><td>.1 %</td><td>0.36 dB</td></tr> <tr><td>.01 %</td><td>0.36 dB</td></tr> </table> <p>Date: 29 JUN 2019 14:36:19</p>	10 %	0.24 dB	1 %	0.28 dB	.1 %	0.36 dB	.01 %	0.36 dB	<p align="center">Lowest Channel</p> <p>Center: 824.2 MHz 2 dB/ Mean Pwr: + 20 dB</p> <p>Complementary Cumulative Distribution Function (100000 samples) Trace 1 Mean 25.21 dBm Peak 28.62 dBm Crest 3.41 dB</p> <table border="1"> <tr><td>10 %</td><td>2.68 dB</td></tr> <tr><td>1 %</td><td>3.24 dB</td></tr> <tr><td>.1 %</td><td>3.36 dB</td></tr> <tr><td>.01 %</td><td>3.40 dB</td></tr> </table> <p>Date: 29 JUN 2019 14:55:53</p>	10 %	2.68 dB	1 %	3.24 dB	.1 %	3.36 dB	.01 %	3.40 dB
10 %	0.24 dB																
1 %	0.28 dB																
.1 %	0.36 dB																
.01 %	0.36 dB																
10 %	2.68 dB																
1 %	3.24 dB																
.1 %	3.36 dB																
.01 %	3.40 dB																
<p align="center">Middle Channel</p> <p>Center: 836.4 MHz 2 dB/ Mean Pwr: + 20 dB</p> <p>Complementary Cumulative Distribution Function (100000 samples) Trace 1 Mean 31.19 dBm Peak 31.51 dBm Crest 0.32 dB</p> <table border="1"> <tr><td>10 %</td><td>0.20 dB</td></tr> <tr><td>1 %</td><td>0.28 dB</td></tr> <tr><td>.1 %</td><td>0.32 dB</td></tr> <tr><td>.01 %</td><td>0.32 dB</td></tr> </table> <p>Date: 29 JUN 2019 14:36:40</p>	10 %	0.20 dB	1 %	0.28 dB	.1 %	0.32 dB	.01 %	0.32 dB	<p align="center">Middle Channel</p> <p>Center: 836.4 MHz 2 dB/ Mean Pwr: + 20 dB</p> <p>Complementary Cumulative Distribution Function (100000 samples) Trace 1 Mean 25.26 dBm Peak 28.76 dBm Crest 3.50 dB</p> <table border="1"> <tr><td>10 %</td><td>2.64 dB</td></tr> <tr><td>1 %</td><td>3.28 dB</td></tr> <tr><td>.1 %</td><td>3.40 dB</td></tr> <tr><td>.01 %</td><td>3.44 dB</td></tr> </table> <p>Date: 29 JUN 2019 14:56:08</p>	10 %	2.64 dB	1 %	3.28 dB	.1 %	3.40 dB	.01 %	3.44 dB
10 %	0.20 dB																
1 %	0.28 dB																
.1 %	0.32 dB																
.01 %	0.32 dB																
10 %	2.64 dB																
1 %	3.28 dB																
.1 %	3.40 dB																
.01 %	3.44 dB																
<p align="center">Highest Channel</p> <p>Center: 848.8 MHz 2 dB/ Mean Pwr: + 20 dB</p> <p>Complementary Cumulative Distribution Function (100000 samples) Trace 1 Mean 31.35 dBm Peak 31.65 dBm Crest 0.30 dB</p> <table border="1"> <tr><td>10 %</td><td>0.20 dB</td></tr> <tr><td>1 %</td><td>0.28 dB</td></tr> <tr><td>.1 %</td><td>0.32 dB</td></tr> <tr><td>.01 %</td><td>0.32 dB</td></tr> </table> <p>Date: 29 JUN 2019 14:36:55</p>	10 %	0.20 dB	1 %	0.28 dB	.1 %	0.32 dB	.01 %	0.32 dB	<p align="center">Highest Channel</p> <p>Center: 848.8 MHz 2 dB/ Mean Pwr: + 20 dB</p> <p>Complementary Cumulative Distribution Function (100000 samples) Trace 1 Mean 25.37 dBm Peak 28.76 dBm Crest 3.39 dB</p> <table border="1"> <tr><td>10 %</td><td>2.72 dB</td></tr> <tr><td>1 %</td><td>3.24 dB</td></tr> <tr><td>.1 %</td><td>3.32 dB</td></tr> <tr><td>.01 %</td><td>3.36 dB</td></tr> </table> <p>Date: 29 JUN 2019 14:56:23</p>	10 %	2.72 dB	1 %	3.24 dB	.1 %	3.32 dB	.01 %	3.36 dB
10 %	0.20 dB																
1 %	0.28 dB																
.1 %	0.32 dB																
.01 %	0.32 dB																
10 %	2.72 dB																
1 %	3.24 dB																
.1 %	3.32 dB																
.01 %	3.36 dB																



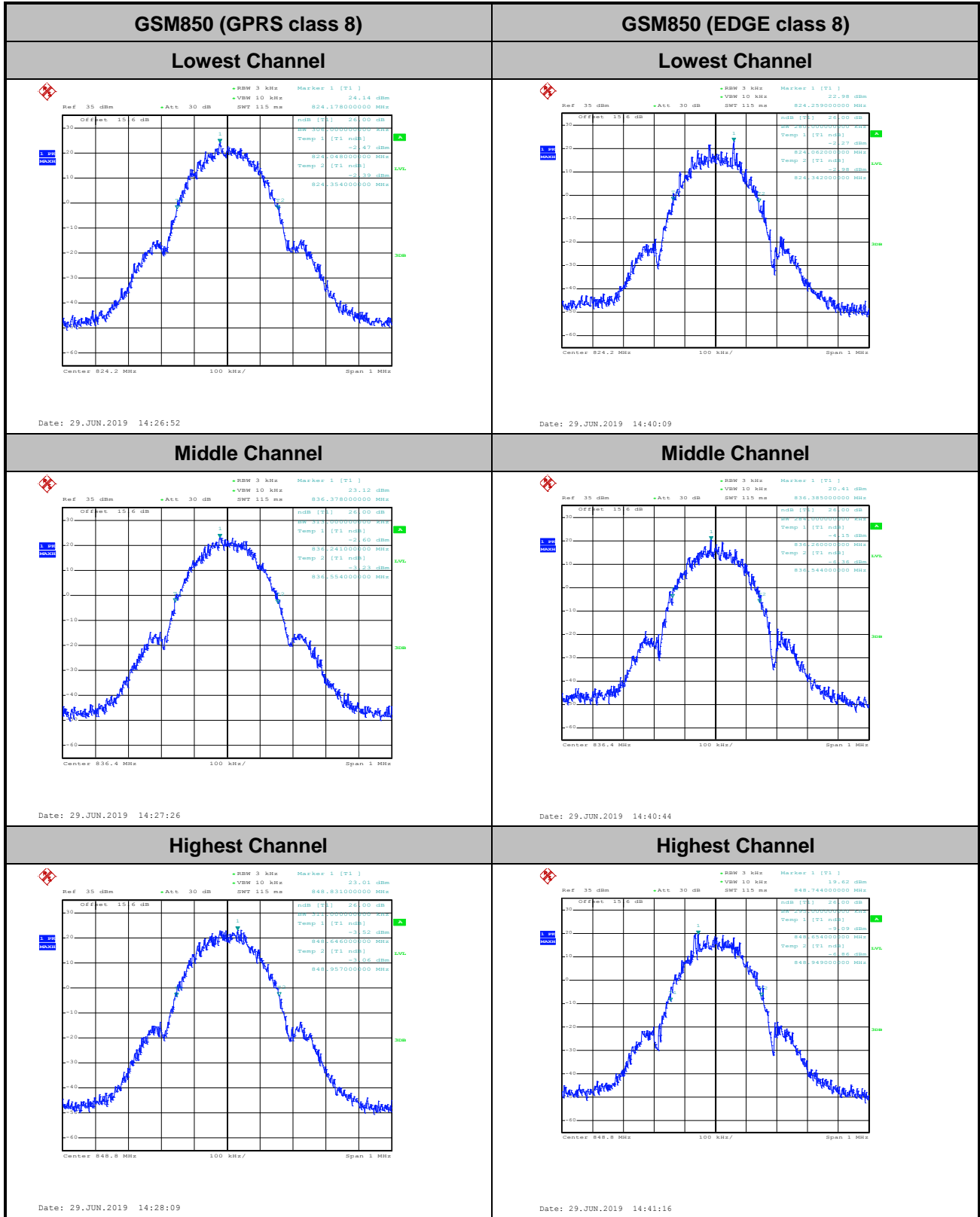
GSM1900 (GPRS class 8)	GSM1900 (EDGE class 8)																												
<p align="center">Lowest Channel</p>  <p>Center 1.8502 GHz 2 dB/ Mean Pwr + 20 dB</p> <p>Complementary Cumulative Distribution Function (100000 samples) Trace 1</p> <table border="0"> <tr><td>Mean</td><td>21.22 dBm</td></tr> <tr><td>Peak</td><td>21.70 dBm</td></tr> <tr><td>Crest</td><td>0.49 dB</td></tr> </table> <table border="0"> <tr><td>10 %</td><td>0.24 dB</td></tr> <tr><td>1 %</td><td>0.36 dB</td></tr> <tr><td>.1 %</td><td>0.44 dB</td></tr> <tr><td>.01 %</td><td>0.44 dB</td></tr> </table> <p>Date: 29.JUN.2019 15:16:12</p>	Mean	21.22 dBm	Peak	21.70 dBm	Crest	0.49 dB	10 %	0.24 dB	1 %	0.36 dB	.1 %	0.44 dB	.01 %	0.44 dB	<p align="center">Lowest Channel</p>  <p>Center 1.8502 GHz 2 dB/ Mean Pwr + 20 dB</p> <p>Complementary Cumulative Distribution Function (100000 samples) Trace 1</p> <table border="0"> <tr><td>Mean</td><td>21.45 dBm</td></tr> <tr><td>Peak</td><td>25.16 dBm</td></tr> <tr><td>Crest</td><td>3.72 dB</td></tr> </table> <table border="0"> <tr><td>10 %</td><td>2.68 dB</td></tr> <tr><td>1 %</td><td>3.36 dB</td></tr> <tr><td>.1 %</td><td>3.60 dB</td></tr> <tr><td>.01 %</td><td>3.68 dB</td></tr> </table> <p>Date: 29.JUN.2019 15:28:16</p>	Mean	21.45 dBm	Peak	25.16 dBm	Crest	3.72 dB	10 %	2.68 dB	1 %	3.36 dB	.1 %	3.60 dB	.01 %	3.68 dB
Mean	21.22 dBm																												
Peak	21.70 dBm																												
Crest	0.49 dB																												
10 %	0.24 dB																												
1 %	0.36 dB																												
.1 %	0.44 dB																												
.01 %	0.44 dB																												
Mean	21.45 dBm																												
Peak	25.16 dBm																												
Crest	3.72 dB																												
10 %	2.68 dB																												
1 %	3.36 dB																												
.1 %	3.60 dB																												
.01 %	3.68 dB																												
<p align="center">Middle Channel</p>  <p>Center 1.88 GHz 2 dB/ Mean Pwr + 20 dB</p> <p>Complementary Cumulative Distribution Function (100000 samples) Trace 1</p> <table border="0"> <tr><td>Mean</td><td>21.61 dBm</td></tr> <tr><td>Peak</td><td>22.06 dBm</td></tr> <tr><td>Crest</td><td>0.45 dB</td></tr> </table> <table border="0"> <tr><td>10 %</td><td>0.24 dB</td></tr> <tr><td>1 %</td><td>0.36 dB</td></tr> <tr><td>.1 %</td><td>0.44 dB</td></tr> <tr><td>.01 %</td><td>0.48 dB</td></tr> </table> <p>Date: 29.JUN.2019 15:16:29</p>	Mean	21.61 dBm	Peak	22.06 dBm	Crest	0.45 dB	10 %	0.24 dB	1 %	0.36 dB	.1 %	0.44 dB	.01 %	0.48 dB	<p align="center">Middle Channel</p>  <p>Center 1.88 GHz 2 dB/ Mean Pwr + 20 dB</p> <p>Complementary Cumulative Distribution Function (100000 samples) Trace 1</p> <table border="0"> <tr><td>Mean</td><td>22.00 dBm</td></tr> <tr><td>Peak</td><td>25.44 dBm</td></tr> <tr><td>Crest</td><td>3.45 dB</td></tr> </table> <table border="0"> <tr><td>10 %</td><td>2.60 dB</td></tr> <tr><td>1 %</td><td>3.20 dB</td></tr> <tr><td>.1 %</td><td>3.36 dB</td></tr> <tr><td>.01 %</td><td>3.40 dB</td></tr> </table> <p>Date: 29.JUN.2019 15:28:29</p>	Mean	22.00 dBm	Peak	25.44 dBm	Crest	3.45 dB	10 %	2.60 dB	1 %	3.20 dB	.1 %	3.36 dB	.01 %	3.40 dB
Mean	21.61 dBm																												
Peak	22.06 dBm																												
Crest	0.45 dB																												
10 %	0.24 dB																												
1 %	0.36 dB																												
.1 %	0.44 dB																												
.01 %	0.48 dB																												
Mean	22.00 dBm																												
Peak	25.44 dBm																												
Crest	3.45 dB																												
10 %	2.60 dB																												
1 %	3.20 dB																												
.1 %	3.36 dB																												
.01 %	3.40 dB																												
<p align="center">Highest Channel</p>  <p>Center 1.9098 GHz 2 dB/ Mean Pwr + 20 dB</p> <p>Complementary Cumulative Distribution Function (100000 samples) Trace 1</p> <table border="0"> <tr><td>Mean</td><td>21.72 dBm</td></tr> <tr><td>Peak</td><td>22.27 dBm</td></tr> <tr><td>Crest</td><td>0.55 dB</td></tr> </table> <table border="0"> <tr><td>10 %</td><td>0.28 dB</td></tr> <tr><td>1 %</td><td>0.40 dB</td></tr> <tr><td>.1 %</td><td>0.48 dB</td></tr> <tr><td>.01 %</td><td>0.48 dB</td></tr> </table> <p>Date: 29.JUN.2019 15:16:45</p>	Mean	21.72 dBm	Peak	22.27 dBm	Crest	0.55 dB	10 %	0.28 dB	1 %	0.40 dB	.1 %	0.48 dB	.01 %	0.48 dB	<p align="center">Highest Channel</p>  <p>Center 1.9098 GHz 2 dB/ Mean Pwr + 20 dB</p> <p>Complementary Cumulative Distribution Function (100000 samples) Trace 1</p> <table border="0"> <tr><td>Mean</td><td>22.18 dBm</td></tr> <tr><td>Peak</td><td>25.73 dBm</td></tr> <tr><td>Crest</td><td>3.54 dB</td></tr> </table> <table border="0"> <tr><td>10 %</td><td>2.60 dB</td></tr> <tr><td>1 %</td><td>3.28 dB</td></tr> <tr><td>.1 %</td><td>3.44 dB</td></tr> <tr><td>.01 %</td><td>3.48 dB</td></tr> </table> <p>Date: 29.JUN.2019 15:28:42</p>	Mean	22.18 dBm	Peak	25.73 dBm	Crest	3.54 dB	10 %	2.60 dB	1 %	3.28 dB	.1 %	3.44 dB	.01 %	3.48 dB
Mean	21.72 dBm																												
Peak	22.27 dBm																												
Crest	0.55 dB																												
10 %	0.28 dB																												
1 %	0.40 dB																												
.1 %	0.48 dB																												
.01 %	0.48 dB																												
Mean	22.18 dBm																												
Peak	25.73 dBm																												
Crest	3.54 dB																												
10 %	2.60 dB																												
1 %	3.28 dB																												
.1 %	3.44 dB																												
.01 %	3.48 dB																												



26dB Bandwidth

Mode	GSM850: 26dB BW (MHz)	
Mod.	GPRS class 8	EDGE class 8
Lowest CH	0.306	0.280
Middle CH	0.313	0.284
Highest CH	0.311	0.295

Mode	GSM1900: 26dB BW (MHz)	
Mod.	GPRS class 8	EDGE class 8
Lowest CH	0.293	0.297
Middle CH	0.290	0.296
Highest CH	0.299	0.296





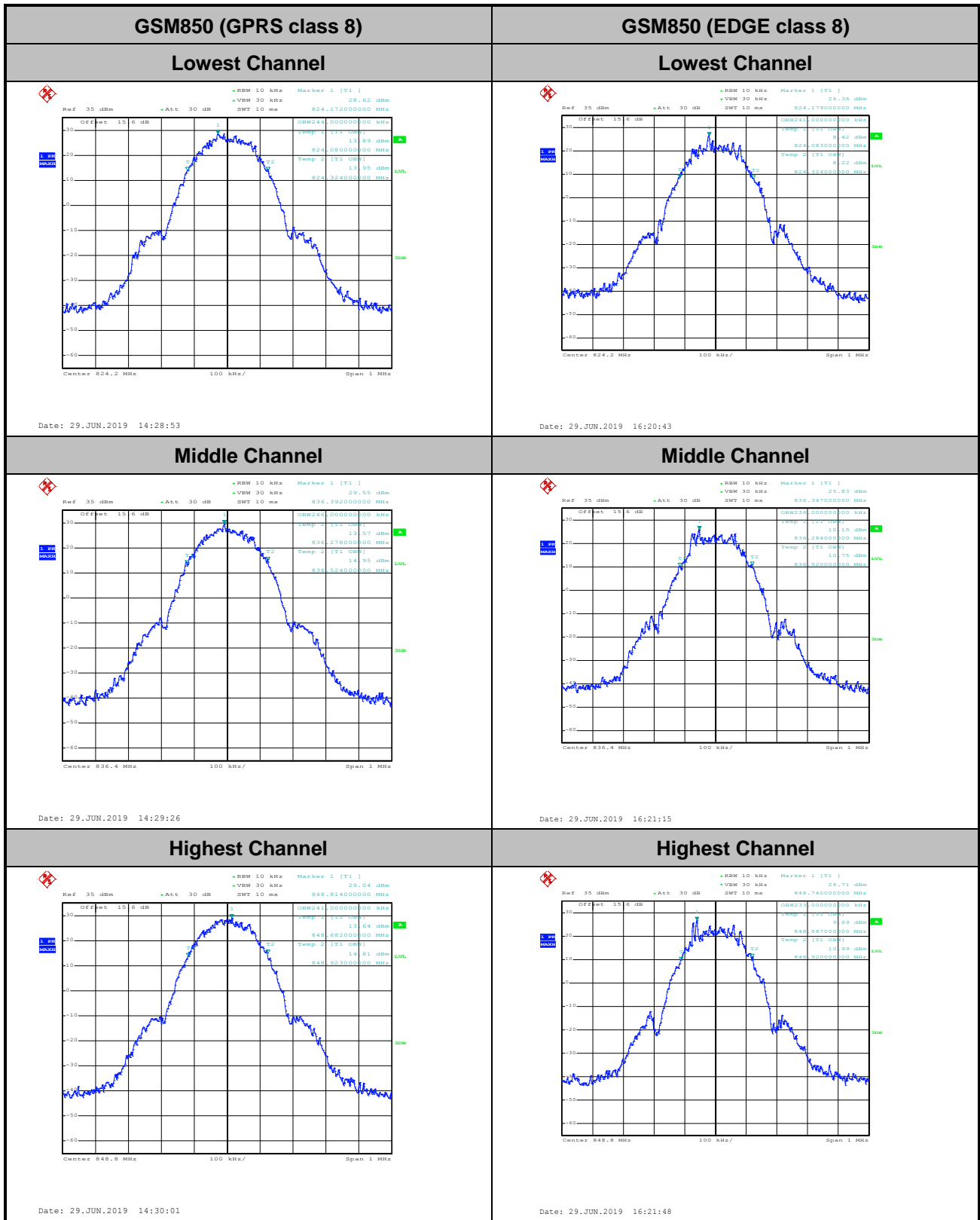
GSM1900 (GPRS class 8)	GSM1900 (EDGE class 8)
<p align="center">Lowest Channel</p> <p>Date: 29.JUN.2019 15:07:01</p>	<p align="center">Lowest Channel</p> <p>Date: 29.JUN.2019 15:19:11</p>
<p align="center">Middle Channel</p> <p>Date: 29.JUN.2019 15:07:33</p>	<p align="center">Middle Channel</p> <p>Date: 29.JUN.2019 15:19:44</p>
<p align="center">Highest Channel</p> <p>Date: 29.JUN.2019 15:08:06</p>	<p align="center">Highest Channel</p> <p>Date: 29.JUN.2019 15:20:18</p>



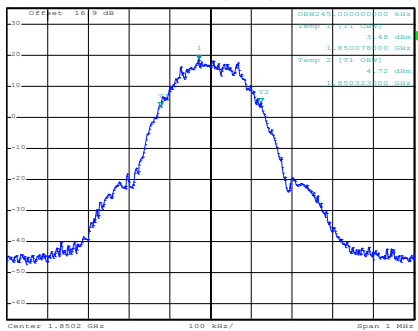
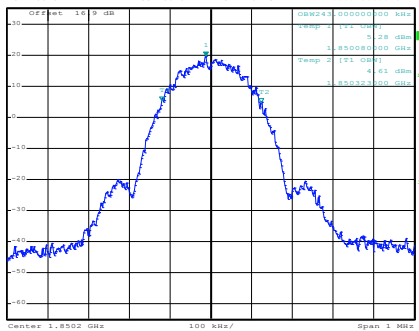
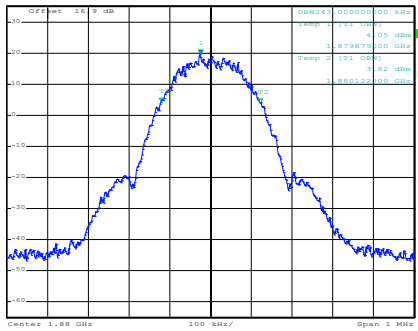
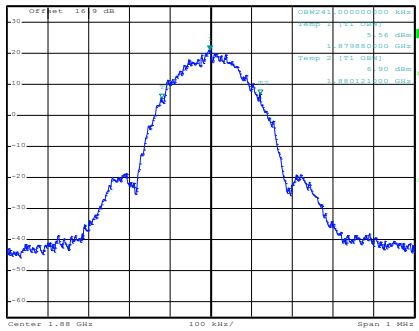
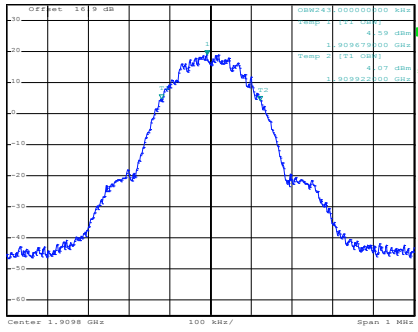
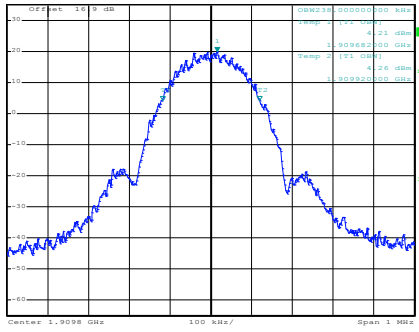
Occupied Bandwidth

Mode	GSM850: 99% OBW (MHz)	
Mod.	GPRS class 8	EDGE class 8
Lowest CH	0.244	0.241
Middle CH	0.246	0.236
Highest CH	0.241	0.233

Mode	GSM1900: 99% OBW (MHz)	
Mod.	GPRS class 8	EDGE class 8
Lowest CH	0.245	0.243
Middle CH	0.243	0.241
Highest CH	0.243	0.238





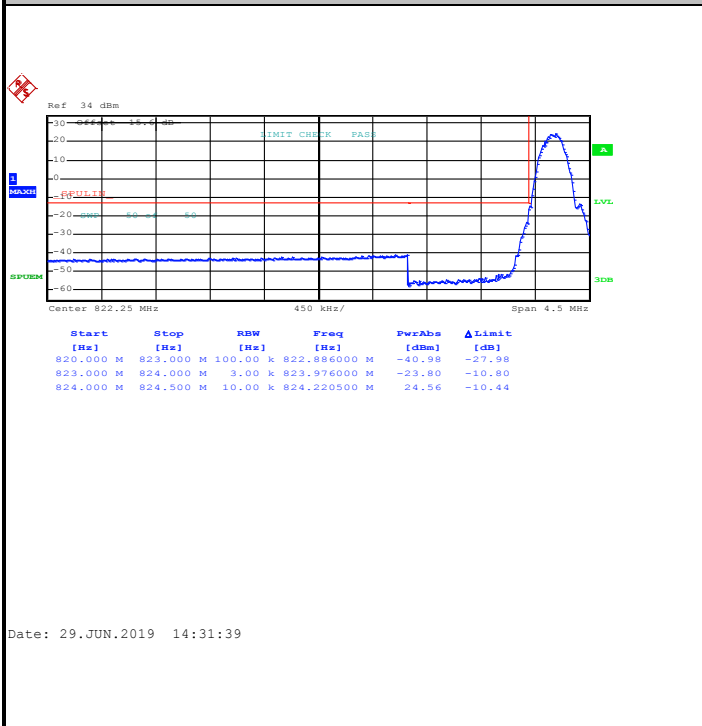
GSM1900 (GPRS class 8)	GSM1900 (EDGE class 8)
<p style="text-align: center;">Lowest Channel</p>  <p style="text-align: right;">Date: 29.JUN.2019 15:08:40</p>	<p style="text-align: center;">Lowest Channel</p>  <p style="text-align: right;">Date: 29.JUN.2019 15:20:53</p>
<p style="text-align: center;">Middle Channel</p>  <p style="text-align: right;">Date: 29.JUN.2019 15:09:13</p>	<p style="text-align: center;">Middle Channel</p>  <p style="text-align: right;">Date: 29.JUN.2019 15:21:31</p>
<p style="text-align: center;">Highest Channel</p>  <p style="text-align: right;">Date: 29.JUN.2019 15:09:48</p>	<p style="text-align: center;">Highest Channel</p>  <p style="text-align: right;">Date: 29.JUN.2019 15:22:08</p>



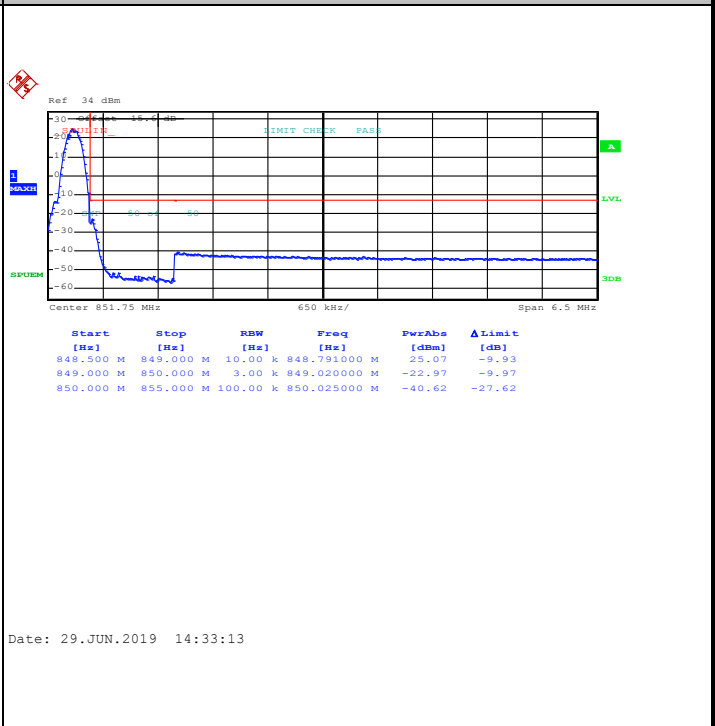
Conducted Band Edge

GSM850 (GPRS class 8)

Lowest Band Edge

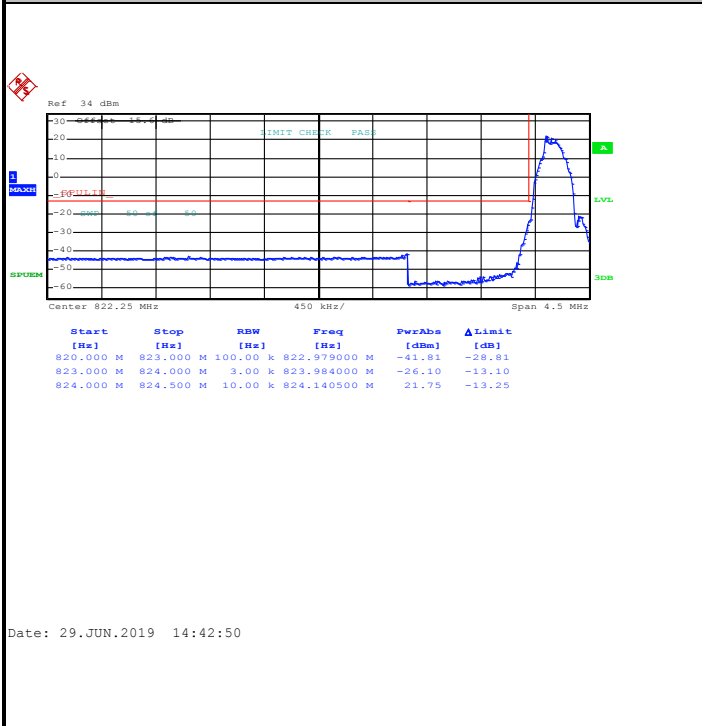


Highest Band Edge

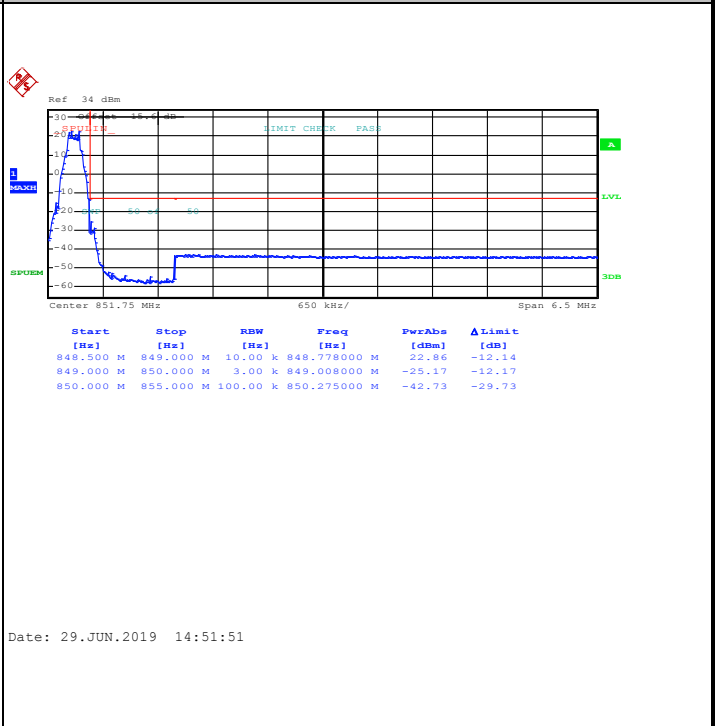


GSM850 (EDGE class 8)

Lowest Band Edge



Highest Band Edge

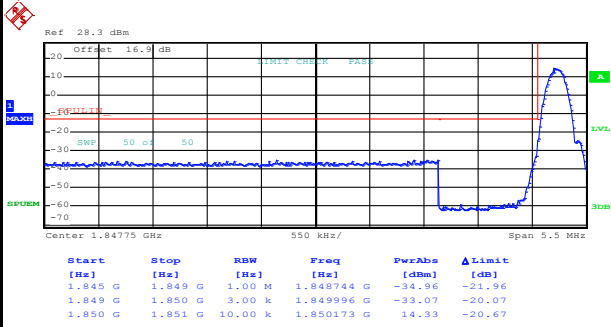




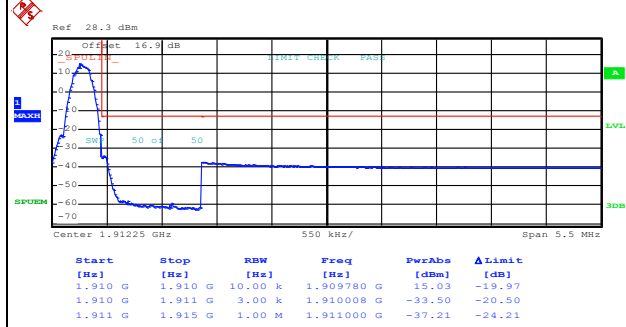
GSM1900 (GPRS class 8)

Lowest Band Edge

Highest Band Edge



Date: 29.JUN.2019 15:11:23

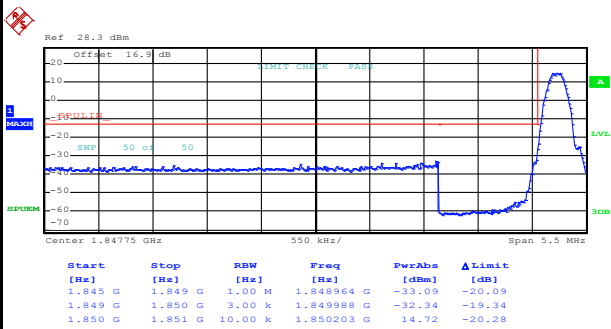


Date: 29.JUN.2019 15:12:57

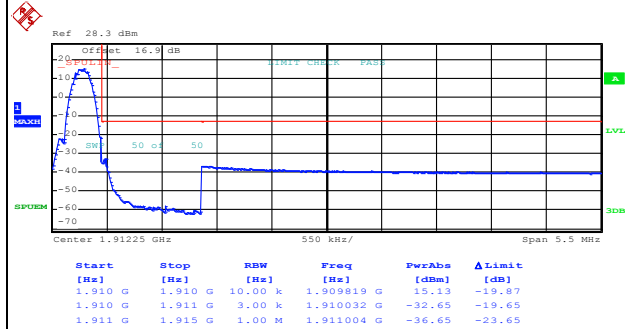
GSM1900 (EDGE class 8)

Lowest Band Edge

Highest Band Edge



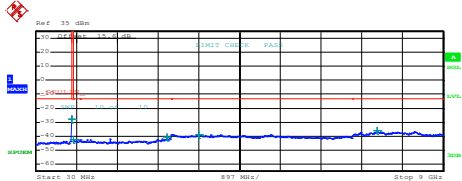
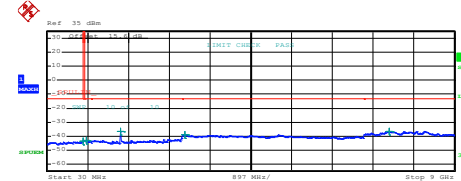
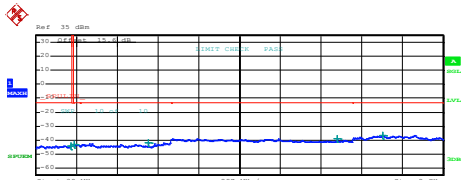
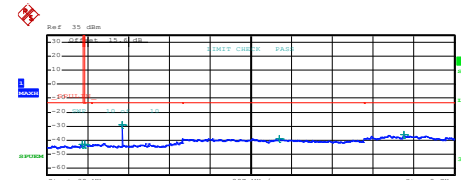
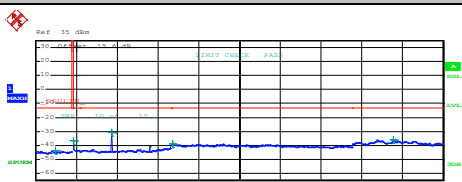
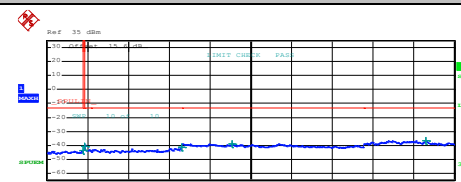
Date: 29.JUN.2019 15:23:52



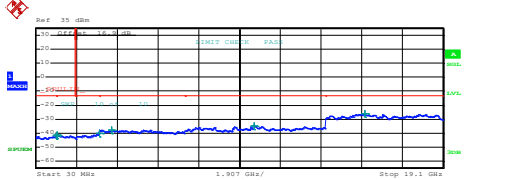
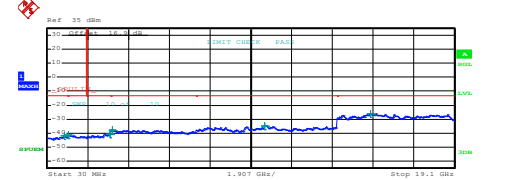
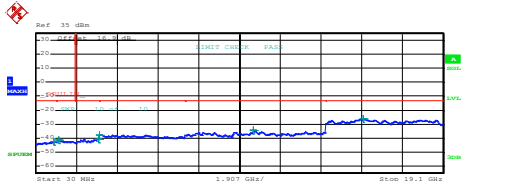
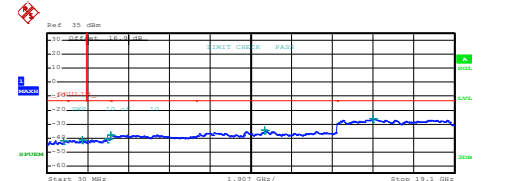
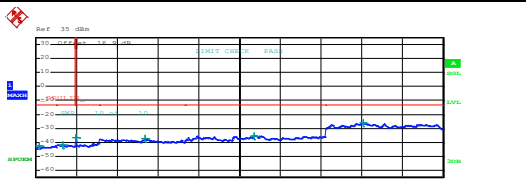
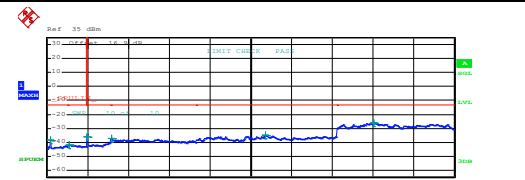
Date: 29.JUN.2019 15:25:25



Conducted Spurious Emission

GSM850 (GPRS class 8)	GSM850 (EDGE class 8)																																																																								
Lowest Channel	Lowest Channel																																																																								
 <table border="1" data-bbox="239 660 654 739"> <thead> <tr> <th>Start [Hz]</th> <th>Stop [Hz]</th> <th>RBW [Hz]</th> <th>Freq [Hz]</th> <th>PerAbs [dBm]</th> <th>ΔLimit [dB]</th> </tr> </thead> <tbody> <tr> <td>30.000 M</td> <td>825.000 M</td> <td>1.00 M</td> <td>816.802500 M</td> <td>-28.93</td> <td>-25.93</td> </tr> <tr> <td>855.000 M</td> <td>1.000 G</td> <td>1.00 M</td> <td>862.975001 M</td> <td>-42.54</td> <td>-29.54</td> </tr> <tr> <td>1.000 G</td> <td>3.000 G</td> <td>1.00 M</td> <td>2.3248000 G</td> <td>-40.63</td> <td>-27.63</td> </tr> <tr> <td>3.000 G</td> <td>7.000 G</td> <td>1.00 M</td> <td>3.8160000 G</td> <td>-38.91</td> <td>-25.91</td> </tr> <tr> <td>7.000 G</td> <td>9.000 G</td> <td>1.00 M</td> <td>7.5460000 G</td> <td>-36.20</td> <td>-23.20</td> </tr> </tbody> </table> <p data-bbox="207 907 383 929">Date: 29 JUN.2019 14:34:18</p>	Start [Hz]	Stop [Hz]	RBW [Hz]	Freq [Hz]	PerAbs [dBm]	ΔLimit [dB]	30.000 M	825.000 M	1.00 M	816.802500 M	-28.93	-25.93	855.000 M	1.000 G	1.00 M	862.975001 M	-42.54	-29.54	1.000 G	3.000 G	1.00 M	2.3248000 G	-40.63	-27.63	3.000 G	7.000 G	1.00 M	3.8160000 G	-38.91	-25.91	7.000 G	9.000 G	1.00 M	7.5460000 G	-36.20	-23.20	 <table border="1" data-bbox="877 660 1292 739"> <thead> <tr> <th>Start [Hz]</th> <th>Stop [Hz]</th> <th>RBW [Hz]</th> <th>Freq [Hz]</th> <th>PerAbs [dBm]</th> <th>ΔLimit [dB]</th> </tr> </thead> <tbody> <tr> <td>30.000 M</td> <td>825.000 M</td> <td>1.00 M</td> <td>817.630000 M</td> <td>-43.82</td> <td>-30.82</td> </tr> <tr> <td>855.000 M</td> <td>1.000 G</td> <td>1.00 M</td> <td>890.960002 M</td> <td>-43.11</td> <td>-30.11</td> </tr> <tr> <td>1.000 G</td> <td>3.000 G</td> <td>1.00 M</td> <td>1.6485000 G</td> <td>-36.75</td> <td>-23.75</td> </tr> <tr> <td>3.000 G</td> <td>7.000 G</td> <td>1.00 M</td> <td>3.0580000 G</td> <td>-39.00</td> <td>-26.00</td> </tr> <tr> <td>7.000 G</td> <td>9.000 G</td> <td>1.00 M</td> <td>7.5705000 G</td> <td>-36.41</td> <td>-23.41</td> </tr> </tbody> </table> <p data-bbox="845 907 1021 929">Date: 29 JUN.2019 14:53:41</p>	Start [Hz]	Stop [Hz]	RBW [Hz]	Freq [Hz]	PerAbs [dBm]	ΔLimit [dB]	30.000 M	825.000 M	1.00 M	817.630000 M	-43.82	-30.82	855.000 M	1.000 G	1.00 M	890.960002 M	-43.11	-30.11	1.000 G	3.000 G	1.00 M	1.6485000 G	-36.75	-23.75	3.000 G	7.000 G	1.00 M	3.0580000 G	-39.00	-26.00	7.000 G	9.000 G	1.00 M	7.5705000 G	-36.41	-23.41
Start [Hz]	Stop [Hz]	RBW [Hz]	Freq [Hz]	PerAbs [dBm]	ΔLimit [dB]																																																																				
30.000 M	825.000 M	1.00 M	816.802500 M	-28.93	-25.93																																																																				
855.000 M	1.000 G	1.00 M	862.975001 M	-42.54	-29.54																																																																				
1.000 G	3.000 G	1.00 M	2.3248000 G	-40.63	-27.63																																																																				
3.000 G	7.000 G	1.00 M	3.8160000 G	-38.91	-25.91																																																																				
7.000 G	9.000 G	1.00 M	7.5460000 G	-36.20	-23.20																																																																				
Start [Hz]	Stop [Hz]	RBW [Hz]	Freq [Hz]	PerAbs [dBm]	ΔLimit [dB]																																																																				
30.000 M	825.000 M	1.00 M	817.630000 M	-43.82	-30.82																																																																				
855.000 M	1.000 G	1.00 M	890.960002 M	-43.11	-30.11																																																																				
1.000 G	3.000 G	1.00 M	1.6485000 G	-36.75	-23.75																																																																				
3.000 G	7.000 G	1.00 M	3.0580000 G	-39.00	-26.00																																																																				
7.000 G	9.000 G	1.00 M	7.5705000 G	-36.41	-23.41																																																																				
Middle Channel	Middle Channel																																																																								
 <table border="1" data-bbox="239 1176 654 1254"> <thead> <tr> <th>Start [Hz]</th> <th>Stop [Hz]</th> <th>RBW [Hz]</th> <th>Freq [Hz]</th> <th>PerAbs [dBm]</th> <th>ΔLimit [dB]</th> </tr> </thead> <tbody> <tr> <td>30.000 M</td> <td>825.000 M</td> <td>1.00 M</td> <td>801.832500 M</td> <td>-44.00</td> <td>-31.00</td> </tr> <tr> <td>855.000 M</td> <td>1.000 G</td> <td>1.00 M</td> <td>866.837501 M</td> <td>-42.84</td> <td>-29.84</td> </tr> <tr> <td>1.000 G</td> <td>3.000 G</td> <td>1.00 M</td> <td>2.3095000 G</td> <td>-41.63</td> <td>-28.63</td> </tr> <tr> <td>3.000 G</td> <td>7.000 G</td> <td>1.00 M</td> <td>6.0670000 G</td> <td>-38.83</td> <td>-25.83</td> </tr> <tr> <td>7.000 G</td> <td>9.000 G</td> <td>1.00 M</td> <td>7.6695000 G</td> <td>-36.42</td> <td>-23.42</td> </tr> </tbody> </table> <p data-bbox="207 1422 383 1444">Date: 29 JUN.2019 14:35:11</p>	Start [Hz]	Stop [Hz]	RBW [Hz]	Freq [Hz]	PerAbs [dBm]	ΔLimit [dB]	30.000 M	825.000 M	1.00 M	801.832500 M	-44.00	-31.00	855.000 M	1.000 G	1.00 M	866.837501 M	-42.84	-29.84	1.000 G	3.000 G	1.00 M	2.3095000 G	-41.63	-28.63	3.000 G	7.000 G	1.00 M	6.0670000 G	-38.83	-25.83	7.000 G	9.000 G	1.00 M	7.6695000 G	-36.42	-23.42	 <table border="1" data-bbox="877 1176 1292 1254"> <thead> <tr> <th>Start [Hz]</th> <th>Stop [Hz]</th> <th>RBW [Hz]</th> <th>Freq [Hz]</th> <th>PerAbs [dBm]</th> <th>ΔLimit [dB]</th> </tr> </thead> <tbody> <tr> <td>30.000 M</td> <td>825.000 M</td> <td>1.00 M</td> <td>800.447500 M</td> <td>-43.28</td> <td>-30.28</td> </tr> <tr> <td>855.000 M</td> <td>1.000 G</td> <td>1.00 M</td> <td>890.640000 M</td> <td>-43.31</td> <td>-30.31</td> </tr> <tr> <td>1.000 G</td> <td>3.000 G</td> <td>1.00 M</td> <td>1.6730000 G</td> <td>-29.31</td> <td>-16.31</td> </tr> <tr> <td>3.000 G</td> <td>7.000 G</td> <td>1.00 M</td> <td>3.1400000 G</td> <td>-38.95</td> <td>-25.95</td> </tr> <tr> <td>7.000 G</td> <td>9.000 G</td> <td>1.00 M</td> <td>7.8890000 G</td> <td>-36.14</td> <td>-23.14</td> </tr> </tbody> </table> <p data-bbox="845 1422 1021 1444">Date: 29 JUN.2019 14:54:43</p>	Start [Hz]	Stop [Hz]	RBW [Hz]	Freq [Hz]	PerAbs [dBm]	ΔLimit [dB]	30.000 M	825.000 M	1.00 M	800.447500 M	-43.28	-30.28	855.000 M	1.000 G	1.00 M	890.640000 M	-43.31	-30.31	1.000 G	3.000 G	1.00 M	1.6730000 G	-29.31	-16.31	3.000 G	7.000 G	1.00 M	3.1400000 G	-38.95	-25.95	7.000 G	9.000 G	1.00 M	7.8890000 G	-36.14	-23.14
Start [Hz]	Stop [Hz]	RBW [Hz]	Freq [Hz]	PerAbs [dBm]	ΔLimit [dB]																																																																				
30.000 M	825.000 M	1.00 M	801.832500 M	-44.00	-31.00																																																																				
855.000 M	1.000 G	1.00 M	866.837501 M	-42.84	-29.84																																																																				
1.000 G	3.000 G	1.00 M	2.3095000 G	-41.63	-28.63																																																																				
3.000 G	7.000 G	1.00 M	6.0670000 G	-38.83	-25.83																																																																				
7.000 G	9.000 G	1.00 M	7.6695000 G	-36.42	-23.42																																																																				
Start [Hz]	Stop [Hz]	RBW [Hz]	Freq [Hz]	PerAbs [dBm]	ΔLimit [dB]																																																																				
30.000 M	825.000 M	1.00 M	800.447500 M	-43.28	-30.28																																																																				
855.000 M	1.000 G	1.00 M	890.640000 M	-43.31	-30.31																																																																				
1.000 G	3.000 G	1.00 M	1.6730000 G	-29.31	-16.31																																																																				
3.000 G	7.000 G	1.00 M	3.1400000 G	-38.95	-25.95																																																																				
7.000 G	9.000 G	1.00 M	7.8890000 G	-36.14	-23.14																																																																				
Highest Channel	Highest Channel																																																																								
 <table border="1" data-bbox="239 1691 654 1769"> <thead> <tr> <th>Start [Hz]</th> <th>Stop [Hz]</th> <th>RBW [Hz]</th> <th>Freq [Hz]</th> <th>PerAbs [dBm]</th> <th>ΔLimit [dB]</th> </tr> </thead> <tbody> <tr> <td>30.000 M</td> <td>825.000 M</td> <td>1.00 M</td> <td>464.330000 M</td> <td>-43.41</td> <td>-30.41</td> </tr> <tr> <td>855.000 M</td> <td>1.000 G</td> <td>1.00 M</td> <td>850.072500 M</td> <td>-36.92</td> <td>-23.92</td> </tr> <tr> <td>1.000 G</td> <td>3.000 G</td> <td>1.00 M</td> <td>1.8975000 G</td> <td>-30.24</td> <td>-17.24</td> </tr> <tr> <td>3.000 G</td> <td>7.000 G</td> <td>1.00 M</td> <td>3.0370000 G</td> <td>-38.86</td> <td>-25.86</td> </tr> <tr> <td>7.000 G</td> <td>9.000 G</td> <td>1.00 M</td> <td>7.9045000 G</td> <td>-35.96</td> <td>-22.96</td> </tr> </tbody> </table> <p data-bbox="207 1937 383 1960">Date: 29 JUN.2019 14:35:59</p>	Start [Hz]	Stop [Hz]	RBW [Hz]	Freq [Hz]	PerAbs [dBm]	ΔLimit [dB]	30.000 M	825.000 M	1.00 M	464.330000 M	-43.41	-30.41	855.000 M	1.000 G	1.00 M	850.072500 M	-36.92	-23.92	1.000 G	3.000 G	1.00 M	1.8975000 G	-30.24	-17.24	3.000 G	7.000 G	1.00 M	3.0370000 G	-38.86	-25.86	7.000 G	9.000 G	1.00 M	7.9045000 G	-35.96	-22.96	 <table border="1" data-bbox="877 1691 1292 1769"> <thead> <tr> <th>Start [Hz]</th> <th>Stop [Hz]</th> <th>RBW [Hz]</th> <th>Freq [Hz]</th> <th>PerAbs [dBm]</th> <th>ΔLimit [dB]</th> </tr> </thead> <tbody> <tr> <td>30.000 M</td> <td>825.000 M</td> <td>1.00 M</td> <td>816.030000 M</td> <td>-43.91</td> <td>-30.91</td> </tr> <tr> <td>855.000 M</td> <td>1.000 G</td> <td>1.00 M</td> <td>855.036250 M</td> <td>-40.67</td> <td>-27.67</td> </tr> <tr> <td>1.000 G</td> <td>3.000 G</td> <td>1.00 M</td> <td>2.9980000 G</td> <td>-41.49</td> <td>-28.49</td> </tr> <tr> <td>3.000 G</td> <td>7.000 G</td> <td>1.00 M</td> <td>4.1070000 G</td> <td>-38.76</td> <td>-25.76</td> </tr> <tr> <td>7.000 G</td> <td>9.000 G</td> <td>1.00 M</td> <td>8.3690000 G</td> <td>-36.36</td> <td>-23.36</td> </tr> </tbody> </table> <p data-bbox="845 1937 1021 1960">Date: 29 JUN.2019 14:55:33</p>	Start [Hz]	Stop [Hz]	RBW [Hz]	Freq [Hz]	PerAbs [dBm]	ΔLimit [dB]	30.000 M	825.000 M	1.00 M	816.030000 M	-43.91	-30.91	855.000 M	1.000 G	1.00 M	855.036250 M	-40.67	-27.67	1.000 G	3.000 G	1.00 M	2.9980000 G	-41.49	-28.49	3.000 G	7.000 G	1.00 M	4.1070000 G	-38.76	-25.76	7.000 G	9.000 G	1.00 M	8.3690000 G	-36.36	-23.36
Start [Hz]	Stop [Hz]	RBW [Hz]	Freq [Hz]	PerAbs [dBm]	ΔLimit [dB]																																																																				
30.000 M	825.000 M	1.00 M	464.330000 M	-43.41	-30.41																																																																				
855.000 M	1.000 G	1.00 M	850.072500 M	-36.92	-23.92																																																																				
1.000 G	3.000 G	1.00 M	1.8975000 G	-30.24	-17.24																																																																				
3.000 G	7.000 G	1.00 M	3.0370000 G	-38.86	-25.86																																																																				
7.000 G	9.000 G	1.00 M	7.9045000 G	-35.96	-22.96																																																																				
Start [Hz]	Stop [Hz]	RBW [Hz]	Freq [Hz]	PerAbs [dBm]	ΔLimit [dB]																																																																				
30.000 M	825.000 M	1.00 M	816.030000 M	-43.91	-30.91																																																																				
855.000 M	1.000 G	1.00 M	855.036250 M	-40.67	-27.67																																																																				
1.000 G	3.000 G	1.00 M	2.9980000 G	-41.49	-28.49																																																																				
3.000 G	7.000 G	1.00 M	4.1070000 G	-38.76	-25.76																																																																				
7.000 G	9.000 G	1.00 M	8.3690000 G	-36.36	-23.36																																																																				



GSM1900 (GPRS class 8)	GSM1900 (EDGE class 8)																																																																																				
Lowest Channel	Lowest Channel																																																																																				
 <table border="1" data-bbox="239 571 702 672"> <thead> <tr> <th>Start [Hz]</th> <th>Stop [Hz]</th> <th>RBW [Hz]</th> <th>Freq [Hz]</th> <th>PerAbs [dBm]</th> <th>ΔLimit [dB]</th> </tr> </thead> <tbody> <tr><td>30.0000 M</td><td>1.0000 G</td><td>1.000 M</td><td>982.782500 M</td><td>-43.95</td><td>-28.95</td></tr> <tr><td>1.0000 G</td><td>1.845 G</td><td>1.000 M</td><td>1.040137 G</td><td>-43.55</td><td>-28.55</td></tr> <tr><td>1.845 G</td><td>3.0000 G</td><td>1.000 M</td><td>2.1995860 G</td><td>-40.19</td><td>-27.19</td></tr> <tr><td>3.0000 G</td><td>7.0000 G</td><td>1.000 M</td><td>3.2688000 G</td><td>-37.82</td><td>-24.82</td></tr> <tr><td>7.0000 G</td><td>13.6000 G</td><td>1.000 M</td><td>10.238125 G</td><td>-34.93</td><td>-21.93</td></tr> <tr><td>13.6000 G</td><td>19.1000 G</td><td>1.000 M</td><td>15.424625 G</td><td>-26.00</td><td>-13.00</td></tr> </tbody> </table> <p data-bbox="207 828 383 851">Date: 29.JUN.2019 15:14:05</p>	Start [Hz]	Stop [Hz]	RBW [Hz]	Freq [Hz]	PerAbs [dBm]	ΔLimit [dB]	30.0000 M	1.0000 G	1.000 M	982.782500 M	-43.95	-28.95	1.0000 G	1.845 G	1.000 M	1.040137 G	-43.55	-28.55	1.845 G	3.0000 G	1.000 M	2.1995860 G	-40.19	-27.19	3.0000 G	7.0000 G	1.000 M	3.2688000 G	-37.82	-24.82	7.0000 G	13.6000 G	1.000 M	10.238125 G	-34.93	-21.93	13.6000 G	19.1000 G	1.000 M	15.424625 G	-26.00	-13.00	 <table border="1" data-bbox="877 571 1340 672"> <thead> <tr> <th>Start [Hz]</th> <th>Stop [Hz]</th> <th>RBW [Hz]</th> <th>Freq [Hz]</th> <th>PerAbs [dBm]</th> <th>ΔLimit [dB]</th> </tr> </thead> <tbody> <tr><td>30.0000 M</td><td>1.0000 G</td><td>1.000 M</td><td>843.381500 M</td><td>-42.05</td><td>-29.05</td></tr> <tr><td>1.0000 G</td><td>1.845 G</td><td>1.000 M</td><td>1.020493 G</td><td>-43.05</td><td>-28.05</td></tr> <tr><td>1.845 G</td><td>3.0000 G</td><td>1.000 M</td><td>2.980940 G</td><td>-40.45</td><td>-27.45</td></tr> <tr><td>3.0000 G</td><td>7.0000 G</td><td>1.000 M</td><td>3.095000 G</td><td>-37.75</td><td>-24.75</td></tr> <tr><td>7.0000 G</td><td>13.6000 G</td><td>1.000 M</td><td>10.212500 G</td><td>-34.80</td><td>-21.80</td></tr> <tr><td>13.6000 G</td><td>19.1000 G</td><td>1.000 M</td><td>15.182625 G</td><td>-26.05</td><td>-13.05</td></tr> </tbody> </table> <p data-bbox="845 828 1021 851">Date: 29.JUN.2019 15:26:19</p>	Start [Hz]	Stop [Hz]	RBW [Hz]	Freq [Hz]	PerAbs [dBm]	ΔLimit [dB]	30.0000 M	1.0000 G	1.000 M	843.381500 M	-42.05	-29.05	1.0000 G	1.845 G	1.000 M	1.020493 G	-43.05	-28.05	1.845 G	3.0000 G	1.000 M	2.980940 G	-40.45	-27.45	3.0000 G	7.0000 G	1.000 M	3.095000 G	-37.75	-24.75	7.0000 G	13.6000 G	1.000 M	10.212500 G	-34.80	-21.80	13.6000 G	19.1000 G	1.000 M	15.182625 G	-26.05	-13.05
Start [Hz]	Stop [Hz]	RBW [Hz]	Freq [Hz]	PerAbs [dBm]	ΔLimit [dB]																																																																																
30.0000 M	1.0000 G	1.000 M	982.782500 M	-43.95	-28.95																																																																																
1.0000 G	1.845 G	1.000 M	1.040137 G	-43.55	-28.55																																																																																
1.845 G	3.0000 G	1.000 M	2.1995860 G	-40.19	-27.19																																																																																
3.0000 G	7.0000 G	1.000 M	3.2688000 G	-37.82	-24.82																																																																																
7.0000 G	13.6000 G	1.000 M	10.238125 G	-34.93	-21.93																																																																																
13.6000 G	19.1000 G	1.000 M	15.424625 G	-26.00	-13.00																																																																																
Start [Hz]	Stop [Hz]	RBW [Hz]	Freq [Hz]	PerAbs [dBm]	ΔLimit [dB]																																																																																
30.0000 M	1.0000 G	1.000 M	843.381500 M	-42.05	-29.05																																																																																
1.0000 G	1.845 G	1.000 M	1.020493 G	-43.05	-28.05																																																																																
1.845 G	3.0000 G	1.000 M	2.980940 G	-40.45	-27.45																																																																																
3.0000 G	7.0000 G	1.000 M	3.095000 G	-37.75	-24.75																																																																																
7.0000 G	13.6000 G	1.000 M	10.212500 G	-34.80	-21.80																																																																																
13.6000 G	19.1000 G	1.000 M	15.182625 G	-26.05	-13.05																																																																																
Middle Channel	Middle Channel																																																																																				
 <table border="1" data-bbox="239 1086 702 1187"> <thead> <tr> <th>Start [Hz]</th> <th>Stop [Hz]</th> <th>RBW [Hz]</th> <th>Freq [Hz]</th> <th>PerAbs [dBm]</th> <th>ΔLimit [dB]</th> </tr> </thead> <tbody> <tr><td>30.0000 M</td><td>1.0000 G</td><td>1.000 M</td><td>871.960000 M</td><td>-42.52</td><td>-29.52</td></tr> <tr><td>1.0000 G</td><td>1.845 G</td><td>1.000 M</td><td>1.0096000 G</td><td>-43.28</td><td>-28.28</td></tr> <tr><td>1.845 G</td><td>3.0000 G</td><td>1.000 M</td><td>2.962396 G</td><td>-40.47</td><td>-27.47</td></tr> <tr><td>3.0000 G</td><td>7.0000 G</td><td>1.000 M</td><td>3.020000 G</td><td>-37.76</td><td>-24.76</td></tr> <tr><td>7.0000 G</td><td>13.6000 G</td><td>1.000 M</td><td>10.218125 G</td><td>-34.89</td><td>-21.89</td></tr> <tr><td>13.6000 G</td><td>19.1000 G</td><td>1.000 M</td><td>15.371000 G</td><td>-25.97</td><td>-12.97</td></tr> </tbody> </table> <p data-bbox="207 1344 383 1366">Date: 29.JUN.2019 15:14:59</p>	Start [Hz]	Stop [Hz]	RBW [Hz]	Freq [Hz]	PerAbs [dBm]	ΔLimit [dB]	30.0000 M	1.0000 G	1.000 M	871.960000 M	-42.52	-29.52	1.0000 G	1.845 G	1.000 M	1.0096000 G	-43.28	-28.28	1.845 G	3.0000 G	1.000 M	2.962396 G	-40.47	-27.47	3.0000 G	7.0000 G	1.000 M	3.020000 G	-37.76	-24.76	7.0000 G	13.6000 G	1.000 M	10.218125 G	-34.89	-21.89	13.6000 G	19.1000 G	1.000 M	15.371000 G	-25.97	-12.97	 <table border="1" data-bbox="877 1086 1340 1187"> <thead> <tr> <th>Start [Hz]</th> <th>Stop [Hz]</th> <th>RBW [Hz]</th> <th>Freq [Hz]</th> <th>PerAbs [dBm]</th> <th>ΔLimit [dB]</th> </tr> </thead> <tbody> <tr><td>30.0000 M</td><td>1.0000 G</td><td>1.000 M</td><td>811.820000 M</td><td>-41.74</td><td>-28.74</td></tr> <tr><td>1.0000 G</td><td>1.845 G</td><td>1.000 M</td><td>1.081493 G</td><td>-43.30</td><td>-28.30</td></tr> <tr><td>1.845 G</td><td>3.0000 G</td><td>1.000 M</td><td>2.870614 G</td><td>-40.50</td><td>-27.50</td></tr> <tr><td>3.0000 G</td><td>7.0000 G</td><td>1.000 M</td><td>3.015000 G</td><td>-37.77</td><td>-24.77</td></tr> <tr><td>7.0000 G</td><td>13.6000 G</td><td>1.000 M</td><td>10.215075 G</td><td>-34.86</td><td>-21.86</td></tr> <tr><td>13.6000 G</td><td>19.1000 G</td><td>1.000 M</td><td>15.281625 G</td><td>-26.07</td><td>-13.07</td></tr> </tbody> </table> <p data-bbox="845 1344 1021 1366">Date: 29.JUN.2019 15:27:10</p>	Start [Hz]	Stop [Hz]	RBW [Hz]	Freq [Hz]	PerAbs [dBm]	ΔLimit [dB]	30.0000 M	1.0000 G	1.000 M	811.820000 M	-41.74	-28.74	1.0000 G	1.845 G	1.000 M	1.081493 G	-43.30	-28.30	1.845 G	3.0000 G	1.000 M	2.870614 G	-40.50	-27.50	3.0000 G	7.0000 G	1.000 M	3.015000 G	-37.77	-24.77	7.0000 G	13.6000 G	1.000 M	10.215075 G	-34.86	-21.86	13.6000 G	19.1000 G	1.000 M	15.281625 G	-26.07	-13.07
Start [Hz]	Stop [Hz]	RBW [Hz]	Freq [Hz]	PerAbs [dBm]	ΔLimit [dB]																																																																																
30.0000 M	1.0000 G	1.000 M	871.960000 M	-42.52	-29.52																																																																																
1.0000 G	1.845 G	1.000 M	1.0096000 G	-43.28	-28.28																																																																																
1.845 G	3.0000 G	1.000 M	2.962396 G	-40.47	-27.47																																																																																
3.0000 G	7.0000 G	1.000 M	3.020000 G	-37.76	-24.76																																																																																
7.0000 G	13.6000 G	1.000 M	10.218125 G	-34.89	-21.89																																																																																
13.6000 G	19.1000 G	1.000 M	15.371000 G	-25.97	-12.97																																																																																
Start [Hz]	Stop [Hz]	RBW [Hz]	Freq [Hz]	PerAbs [dBm]	ΔLimit [dB]																																																																																
30.0000 M	1.0000 G	1.000 M	811.820000 M	-41.74	-28.74																																																																																
1.0000 G	1.845 G	1.000 M	1.081493 G	-43.30	-28.30																																																																																
1.845 G	3.0000 G	1.000 M	2.870614 G	-40.50	-27.50																																																																																
3.0000 G	7.0000 G	1.000 M	3.015000 G	-37.77	-24.77																																																																																
7.0000 G	13.6000 G	1.000 M	10.215075 G	-34.86	-21.86																																																																																
13.6000 G	19.1000 G	1.000 M	15.281625 G	-26.07	-13.07																																																																																
Highest Channel	Highest Channel																																																																																				
 <table border="1" data-bbox="239 1601 702 1702"> <thead> <tr> <th>Start [Hz]</th> <th>Stop [Hz]</th> <th>RBW [Hz]</th> <th>Freq [Hz]</th> <th>PerAbs [dBm]</th> <th>ΔLimit [dB]</th> </tr> </thead> <tbody> <tr><td>30.0000 M</td><td>1.0000 G</td><td>1.000 M</td><td>171.620000 M</td><td>-42.44</td><td>-29.44</td></tr> <tr><td>1.0000 G</td><td>1.845 G</td><td>1.000 M</td><td>1.301876 G</td><td>-41.67</td><td>-28.67</td></tr> <tr><td>1.845 G</td><td>3.0000 G</td><td>1.000 M</td><td>1.913271 G</td><td>-38.89</td><td>-25.89</td></tr> <tr><td>3.0000 G</td><td>7.0000 G</td><td>1.000 M</td><td>3.135000 G</td><td>-37.45</td><td>-24.45</td></tr> <tr><td>7.0000 G</td><td>13.6000 G</td><td>1.000 M</td><td>10.242250 G</td><td>-35.25</td><td>-22.25</td></tr> <tr><td>13.6000 G</td><td>19.1000 G</td><td>1.000 M</td><td>15.351750 G</td><td>-26.20</td><td>-13.20</td></tr> </tbody> </table> <p data-bbox="207 1859 383 1881">Date: 29.JUN.2019 15:15:50</p>	Start [Hz]	Stop [Hz]	RBW [Hz]	Freq [Hz]	PerAbs [dBm]	ΔLimit [dB]	30.0000 M	1.0000 G	1.000 M	171.620000 M	-42.44	-29.44	1.0000 G	1.845 G	1.000 M	1.301876 G	-41.67	-28.67	1.845 G	3.0000 G	1.000 M	1.913271 G	-38.89	-25.89	3.0000 G	7.0000 G	1.000 M	3.135000 G	-37.45	-24.45	7.0000 G	13.6000 G	1.000 M	10.242250 G	-35.25	-22.25	13.6000 G	19.1000 G	1.000 M	15.351750 G	-26.20	-13.20	 <table border="1" data-bbox="877 1601 1340 1702"> <thead> <tr> <th>Start [Hz]</th> <th>Stop [Hz]</th> <th>RBW [Hz]</th> <th>Freq [Hz]</th> <th>PerAbs [dBm]</th> <th>ΔLimit [dB]</th> </tr> </thead> <tbody> <tr><td>30.0000 M</td><td>1.0000 G</td><td>1.000 M</td><td>171.620000 M</td><td>-39.45</td><td>-26.45</td></tr> <tr><td>1.0000 G</td><td>1.845 G</td><td>1.000 M</td><td>1.053869 G</td><td>-41.74</td><td>-28.74</td></tr> <tr><td>1.845 G</td><td>3.0000 G</td><td>1.000 M</td><td>1.993271 G</td><td>-38.06</td><td>-25.06</td></tr> <tr><td>3.0000 G</td><td>7.0000 G</td><td>1.000 M</td><td>3.024000 G</td><td>-37.26</td><td>-24.26</td></tr> <tr><td>7.0000 G</td><td>13.6000 G</td><td>1.000 M</td><td>10.250500 G</td><td>-35.00</td><td>-22.00</td></tr> <tr><td>13.6000 G</td><td>19.1000 G</td><td>1.000 M</td><td>15.353312 G</td><td>-26.30</td><td>-13.30</td></tr> </tbody> </table> <p data-bbox="845 1859 1021 1881">Date: 29.JUN.2019 15:28:00</p>	Start [Hz]	Stop [Hz]	RBW [Hz]	Freq [Hz]	PerAbs [dBm]	ΔLimit [dB]	30.0000 M	1.0000 G	1.000 M	171.620000 M	-39.45	-26.45	1.0000 G	1.845 G	1.000 M	1.053869 G	-41.74	-28.74	1.845 G	3.0000 G	1.000 M	1.993271 G	-38.06	-25.06	3.0000 G	7.0000 G	1.000 M	3.024000 G	-37.26	-24.26	7.0000 G	13.6000 G	1.000 M	10.250500 G	-35.00	-22.00	13.6000 G	19.1000 G	1.000 M	15.353312 G	-26.30	-13.30
Start [Hz]	Stop [Hz]	RBW [Hz]	Freq [Hz]	PerAbs [dBm]	ΔLimit [dB]																																																																																
30.0000 M	1.0000 G	1.000 M	171.620000 M	-42.44	-29.44																																																																																
1.0000 G	1.845 G	1.000 M	1.301876 G	-41.67	-28.67																																																																																
1.845 G	3.0000 G	1.000 M	1.913271 G	-38.89	-25.89																																																																																
3.0000 G	7.0000 G	1.000 M	3.135000 G	-37.45	-24.45																																																																																
7.0000 G	13.6000 G	1.000 M	10.242250 G	-35.25	-22.25																																																																																
13.6000 G	19.1000 G	1.000 M	15.351750 G	-26.20	-13.20																																																																																
Start [Hz]	Stop [Hz]	RBW [Hz]	Freq [Hz]	PerAbs [dBm]	ΔLimit [dB]																																																																																
30.0000 M	1.0000 G	1.000 M	171.620000 M	-39.45	-26.45																																																																																
1.0000 G	1.845 G	1.000 M	1.053869 G	-41.74	-28.74																																																																																
1.845 G	3.0000 G	1.000 M	1.993271 G	-38.06	-25.06																																																																																
3.0000 G	7.0000 G	1.000 M	3.024000 G	-37.26	-24.26																																																																																
7.0000 G	13.6000 G	1.000 M	10.250500 G	-35.00	-22.00																																																																																
13.6000 G	19.1000 G	1.000 M	15.353312 G	-26.30	-13.30																																																																																



Frequency Stability

Test Conditions	Middle Channel	GSM850 (GPRS class 8)	GSM850 (EDGE class 8)	Limit 2.5ppm
Temperature (°C)	Voltage (Volt)	Deviation (ppm)		Result
50	Normal Voltage	0.0036	0.0048	PASS
40	Normal Voltage	0.0012	0.0012	
30	Normal Voltage	0.0024	0.0060	
20(Ref.)	Normal Voltage	0.0000	0.0000	
10	Normal Voltage	0.0024	0.0084	
0	Normal Voltage	0.0048	0.0048	
-10	Normal Voltage	0.0155	0.0012	
-20	Normal Voltage	0.0108	0.0012	
-30	Normal Voltage	0.0096	0.0000	
20	Maximum Voltage	0.0024	0.0012	
20	Normal Voltage	0.0000	0.0000	
20	Battery End Point	0.0000	0.0012	



Test Conditions	Middle Channel	GSM1900 (GPRS class 8)	GSM1900 (EDGE class 8)	Limit Note 2.
Temperature (°C)	Voltage (Volt)	Deviation (ppm)		Result
50	Normal Voltage	0.0000	0.0043	PASS
40	Normal Voltage	0.0021	0.0005	
30	Normal Voltage	0.0011	0.0011	
20(Ref.)	Normal Voltage	0.0000	0.0000	
10	Normal Voltage	0.0016	0.0032	
0	Normal Voltage	0.0032	0.0032	
-10	Normal Voltage	0.0053	0.0122	
-20	Normal Voltage	0.0085	0.0096	
-30	Normal Voltage	0.0059	0.0027	
20	Maximum Voltage	0.0032	0.0016	
20	Normal Voltage	0.0000	0.0000	
20	Battery End Point	0.0005	0.0000	

Note:

1. Normal Voltage = 3.85V. ; Battery End Point (BEP) = 3.65 V. ; Maximum Voltage =4.25V
2. The frequency fundamental emissions stay within the authorized frequency block.

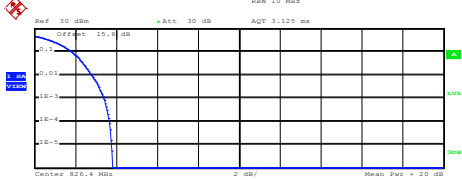
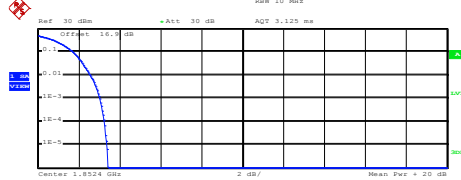
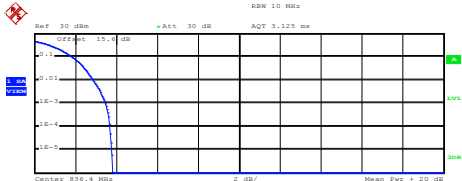
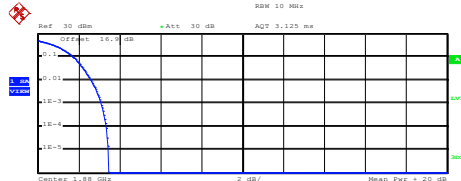
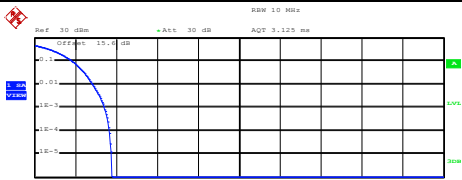
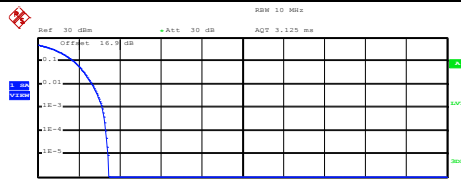


A3. WCDMA

Peak-to-Average Ratio

Mode	WCDMA Band V	WCDMA Band II	WCDMA Band IV	Limit: 13dB
Mod.	RMC 12.2Kbps	RMC 12.2Kbps	RMC 12.2Kbps	Result
Lowest CH	3.40	3.04	3.16	PASS
Middle CH	3.48	3.08	3.00	
Highest CH	3.44	3.16	3.12	

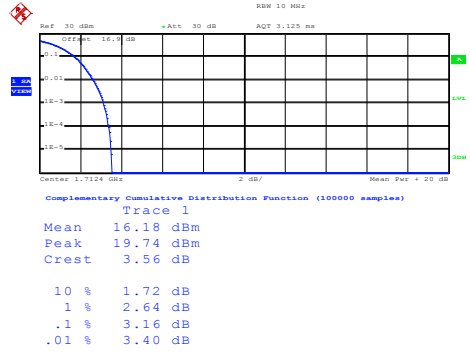


WCDMA Band V (RMC 12.2Kbps)	WCDMA Band II (RMC 12.2Kbps)																
<p style="text-align: center;">Lowest Channel</p>  <p>Center 828.4 MHz 2 dB/ Mean Pwr = 20 dB</p> <p>Complementary Cumulative Distribution Function (100000 samples) Trace 1 Mean 22.35 dBm Peak 26.16 dBm Crest 3.81 dB</p> <table border="1"> <tr><td>10 %</td><td>1.84 dB</td></tr> <tr><td>1 %</td><td>2.80 dB</td></tr> <tr><td>.1 %</td><td>3.40 dB</td></tr> <tr><td>.01 %</td><td>3.68 dB</td></tr> </table> <p>Date: 29.JUN.2019 16:18:44</p>	10 %	1.84 dB	1 %	2.80 dB	.1 %	3.40 dB	.01 %	3.68 dB	<p style="text-align: center;">Lowest Channel</p>  <p>Center 1.8524 GHz 2 dB/ Mean Pwr = 20 dB</p> <p>Complementary Cumulative Distribution Function (100000 samples) Trace 1 Mean 15.24 dBm Peak 18.68 dBm Crest 3.44 dB</p> <table border="1"> <tr><td>10 %</td><td>1.72 dB</td></tr> <tr><td>1 %</td><td>2.56 dB</td></tr> <tr><td>.1 %</td><td>3.04 dB</td></tr> <tr><td>.01 %</td><td>3.24 dB</td></tr> </table> <p>Date: 29.JUN.2019 15:45:12</p>	10 %	1.72 dB	1 %	2.56 dB	.1 %	3.04 dB	.01 %	3.24 dB
10 %	1.84 dB																
1 %	2.80 dB																
.1 %	3.40 dB																
.01 %	3.68 dB																
10 %	1.72 dB																
1 %	2.56 dB																
.1 %	3.04 dB																
.01 %	3.24 dB																
<p style="text-align: center;">Middle Channel</p>  <p>Center 836.4 MHz 2 dB/ Mean Pwr = 20 dB</p> <p>Complementary Cumulative Distribution Function (100000 samples) Trace 1 Mean 22.32 dBm Peak 26.16 dBm Crest 3.84 dB</p> <table border="1"> <tr><td>10 %</td><td>1.88 dB</td></tr> <tr><td>1 %</td><td>2.88 dB</td></tr> <tr><td>.1 %</td><td>3.48 dB</td></tr> <tr><td>.01 %</td><td>3.68 dB</td></tr> </table> <p>Date: 29.JUN.2019 16:18:59</p>	10 %	1.88 dB	1 %	2.88 dB	.1 %	3.48 dB	.01 %	3.68 dB	<p style="text-align: center;">Middle Channel</p>  <p>Center 1.85 GHz 2 dB/ Mean Pwr = 20 dB</p> <p>Complementary Cumulative Distribution Function (100000 samples) Trace 1 Mean 15.35 dBm Peak 18.82 dBm Crest 3.47 dB</p> <table border="1"> <tr><td>10 %</td><td>1.76 dB</td></tr> <tr><td>1 %</td><td>2.60 dB</td></tr> <tr><td>.1 %</td><td>3.08 dB</td></tr> <tr><td>.01 %</td><td>3.36 dB</td></tr> </table> <p>Date: 29.JUN.2019 15:45:25</p>	10 %	1.76 dB	1 %	2.60 dB	.1 %	3.08 dB	.01 %	3.36 dB
10 %	1.88 dB																
1 %	2.88 dB																
.1 %	3.48 dB																
.01 %	3.68 dB																
10 %	1.76 dB																
1 %	2.60 dB																
.1 %	3.08 dB																
.01 %	3.36 dB																
<p style="text-align: center;">Highest Channel</p>  <p>Center 846.6 MHz 2 dB/ Mean Pwr = 20 dB</p> <p>Complementary Cumulative Distribution Function (100000 samples) Trace 1 Mean 22.38 dBm Peak 26.16 dBm Crest 3.78 dB</p> <table border="1"> <tr><td>10 %</td><td>1.84 dB</td></tr> <tr><td>1 %</td><td>2.84 dB</td></tr> <tr><td>.1 %</td><td>3.44 dB</td></tr> <tr><td>.01 %</td><td>3.68 dB</td></tr> </table> <p>Date: 29.JUN.2019 16:19:09</p>	10 %	1.84 dB	1 %	2.84 dB	.1 %	3.44 dB	.01 %	3.68 dB	<p style="text-align: center;">Highest Channel</p>  <p>Center 1.9076 GHz 2 dB/ Mean Pwr = 20 dB</p> <p>Complementary Cumulative Distribution Function (100000 samples) Trace 1 Mean 15.22 dBm Peak 18.68 dBm Crest 3.46 dB</p> <table border="1"> <tr><td>10 %</td><td>1.76 dB</td></tr> <tr><td>1 %</td><td>2.68 dB</td></tr> <tr><td>.1 %</td><td>3.16 dB</td></tr> <tr><td>.01 %</td><td>3.32 dB</td></tr> </table> <p>Date: 29.JUN.2019 15:45:38</p>	10 %	1.76 dB	1 %	2.68 dB	.1 %	3.16 dB	.01 %	3.32 dB
10 %	1.84 dB																
1 %	2.84 dB																
.1 %	3.44 dB																
.01 %	3.68 dB																
10 %	1.76 dB																
1 %	2.68 dB																
.1 %	3.16 dB																
.01 %	3.32 dB																



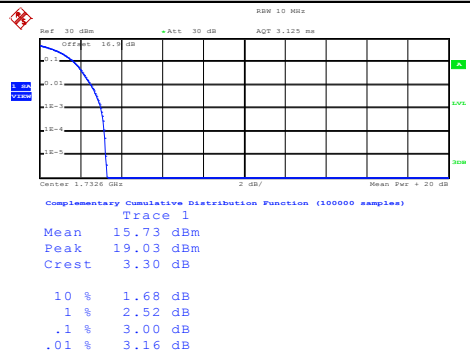
WCDMA Band IV (RMC 12.2Kbps)

Lowest Channel



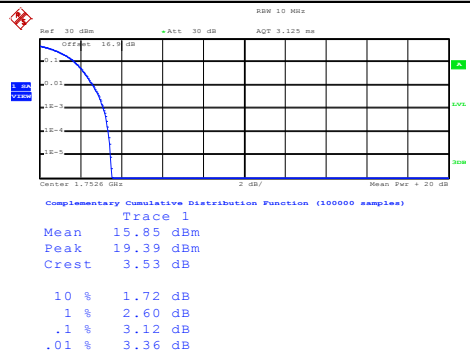
Date: 29.JUN.2019 15:51:18

Middle Channel



Date: 29.JUN.2019 15:51:31

Highest Channel



Date: 29.JUN.2019 15:51:40



26dB Bandwidth

Mode	WCDMA Band V 26dB BW(MHz)	WCDMA Band II 26dB BW(MHz)	WCDMA Band IV 26dB BW(MHz)
Mod.	RMC 12.2Kbps	RMC 12.2Kbps	RMC 12.2Kbps
Lowest CH	4.71	4.71	4.73
Middle CH	4.71	4.74	4.72
Highest CH	4.72	4.74	4.72

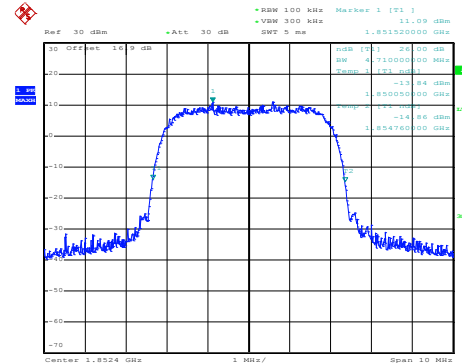
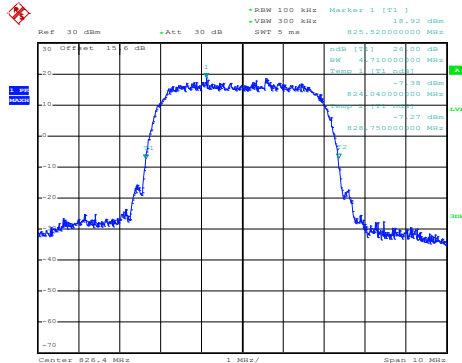


WCDMA Band V (RMC 12.2Kbps)

WCDMA Band II (RMC 12.2Kbps)

Lowest Channel

Lowest Channel

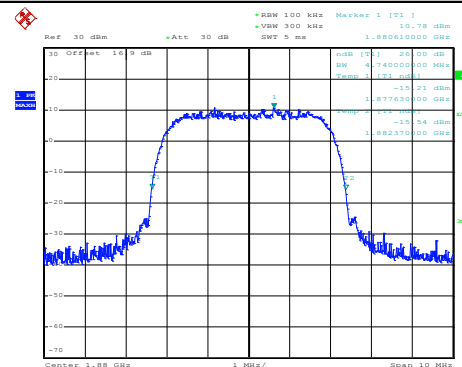
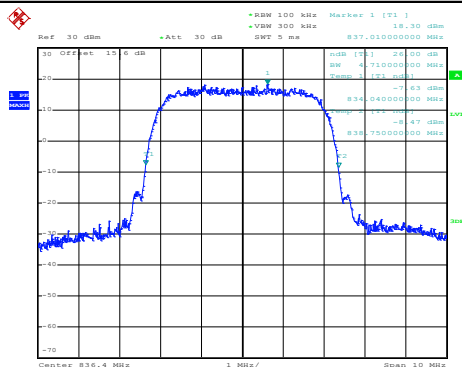


Date: 29.JUN.2019 16:05:44

Date: 29.JUN.2019 15:32:34

Middle Channel

Middle Channel

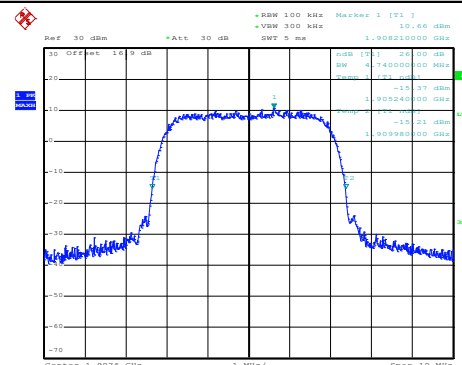
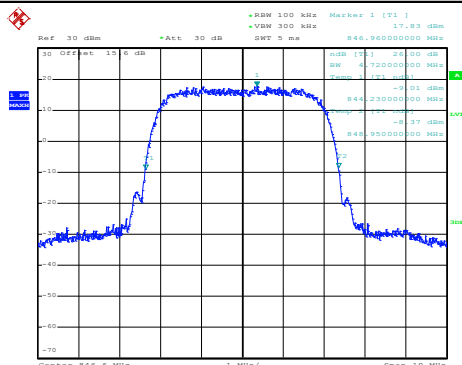


Date: 29.JUN.2019 16:06:22

Date: 29.JUN.2019 15:33:09

Highest Channel

Highest Channel



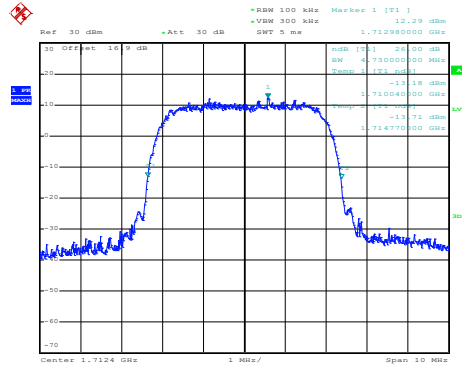
Date: 29.JUN.2019 16:06:57

Date: 29.JUN.2019 15:33:44



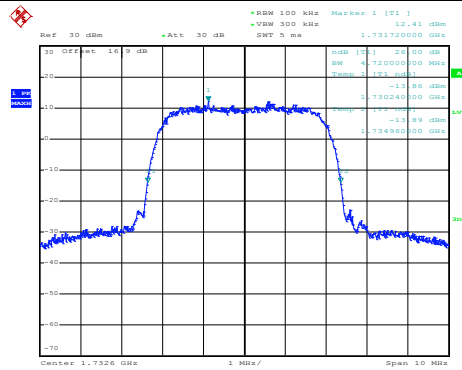
WCDMA Band IV (RMC 12.2Kbps)

Lowest Channel



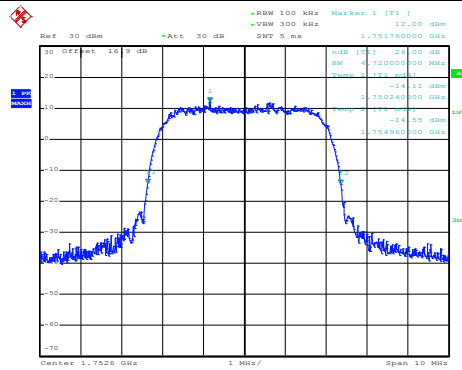
Date: 29.JUN.2019 15:48:03

Middle Channel



Date: 29.JUN.2019 15:48:38

Highest Channel



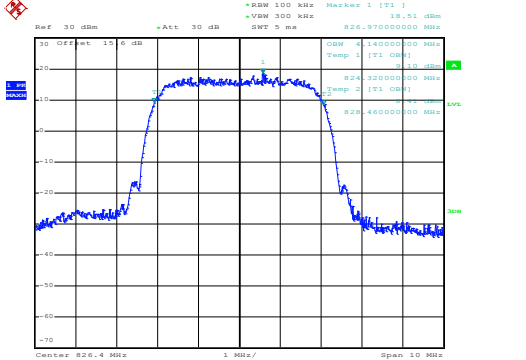
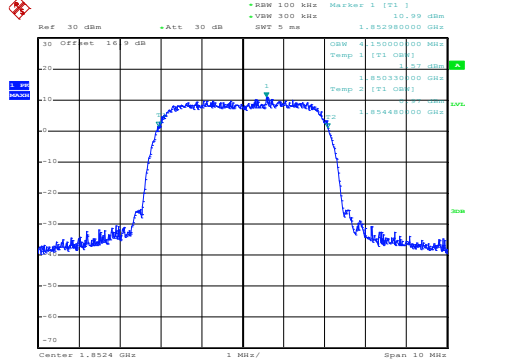
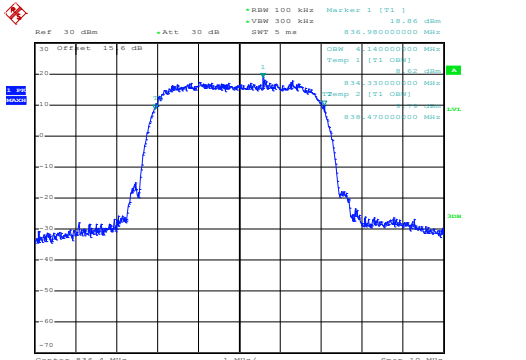
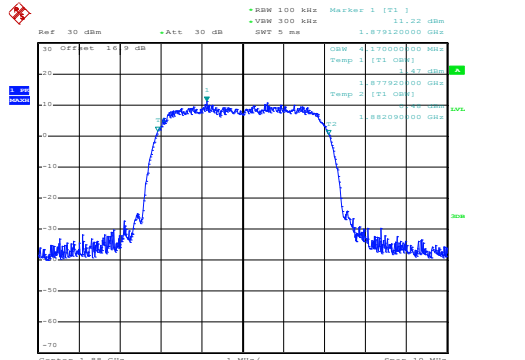
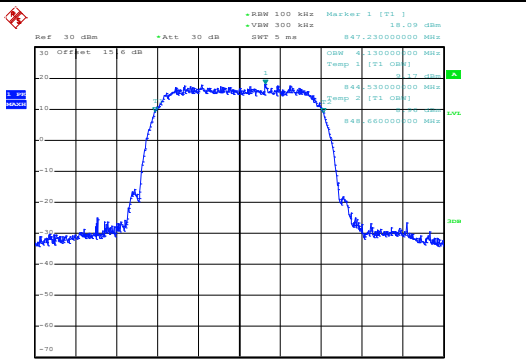
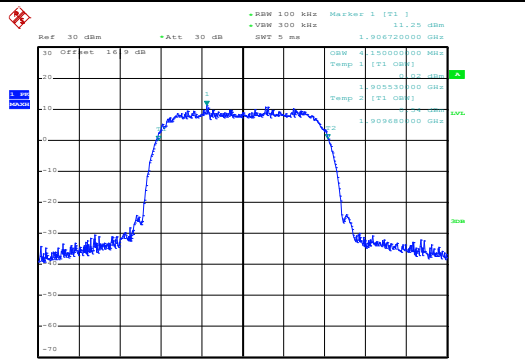
Date: 29.JUN.2019 15:49:12



Occupied Bandwidth

Mode	WCDMA Band V 99% OBW(MHz)	WCDMA Band II 99% OBW(MHz)	WCDMA Band IV 99% OBW(MHz)
Mod.	RMC 12.2Kbps	RMC 12.2Kbps	RMC 12.2Kbps
Lowest CH	4.14	4.15	4.15
Middle CH	4.14	4.17	4.15
Highest CH	4.13	4.15	4.15

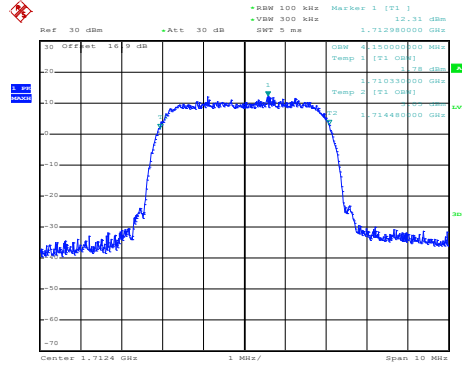


WCDMA Band V (RMC 12.2Kbps)	WCDMA Band II (RMC 12.2Kbps)
<p style="text-align: center;">Lowest Channel</p>  <p style="text-align: center;">Date: 29.JUN.2019 16:07:36</p>	<p style="text-align: center;">Lowest Channel</p>  <p style="text-align: center;">Date: 29.JUN.2019 15:34:17</p>
<p style="text-align: center;">Middle Channel</p>  <p style="text-align: center;">Date: 29.JUN.2019 16:08:10</p>	<p style="text-align: center;">Middle Channel</p>  <p style="text-align: center;">Date: 29.JUN.2019 15:34:52</p>
<p style="text-align: center;">Highest Channel</p>  <p style="text-align: center;">Date: 29.JUN.2019 16:08:41</p>	<p style="text-align: center;">Highest Channel</p>  <p style="text-align: center;">Date: 29.JUN.2019 15:35:27</p>



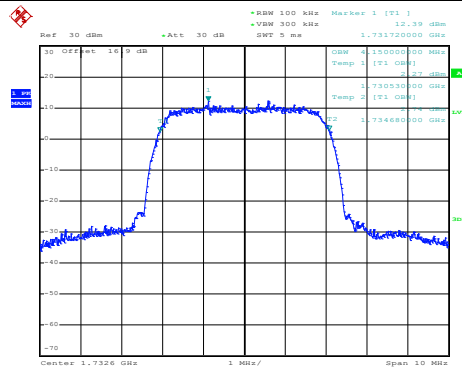
WCDMA Band IV (RMC 12.2Kbps)

Lowest Channel



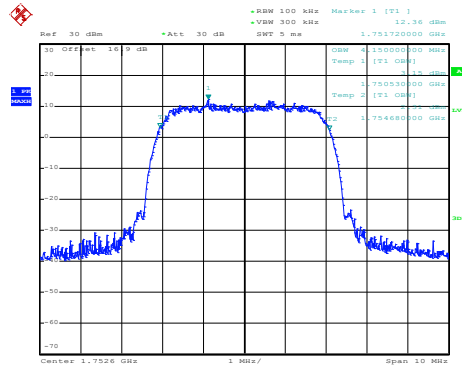
Date: 29.JUN.2019 15:49:47

Middle Channel



Date: 29.JUN.2019 15:50:17

Highest Channel



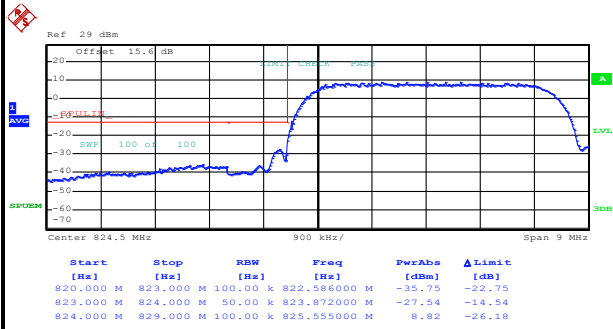
Date: 29.JUN.2019 15:50:53



Conducted Band Edge

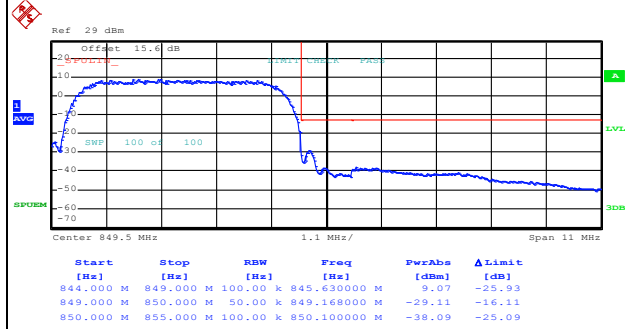
WCDMA Band V (RMC 12.2Kbps)

Lowest Band Edge



Date: 29.JUN.2019 16:11:33

Highest Band Edge



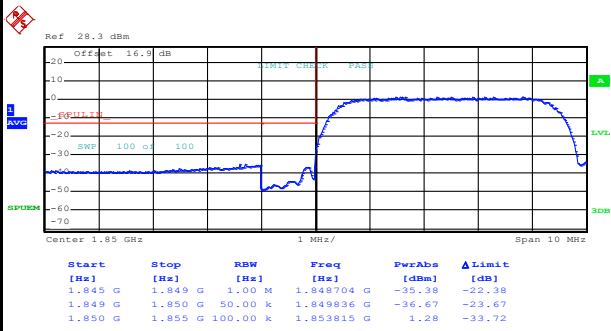
Date: 29.JUN.2019 16:14:24



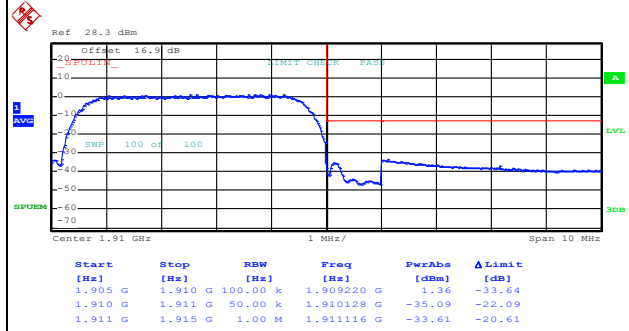
WCDMA Band II (RMC 12.2Kbps)

Lowest Band Edge

Highest Band Edge



Date: 29.JUN.2019 15:38:19



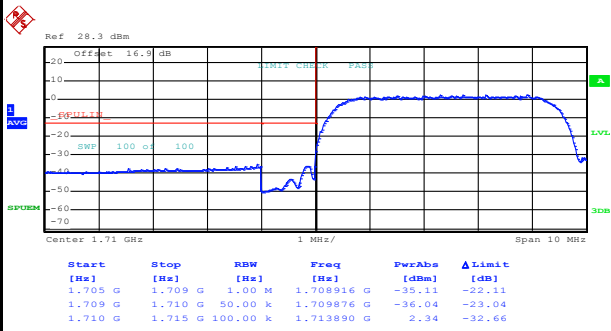
Date: 29.JUN.2019 15:41:10



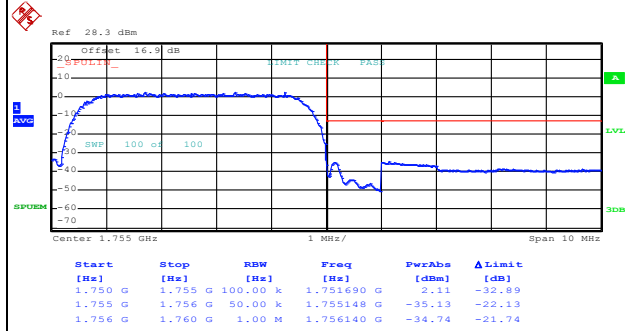
WCDMA Band IV (RMC 12.2Kbps)

Lowest Band Edge

Highest Band Edge



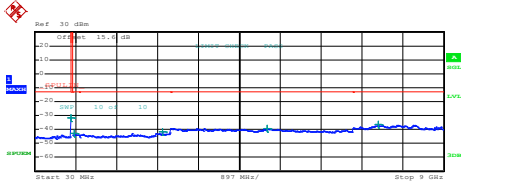
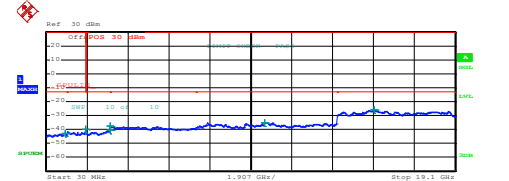
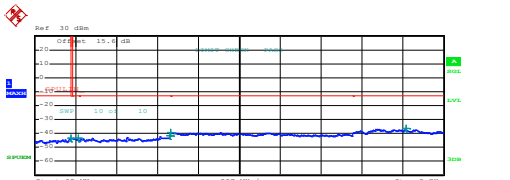
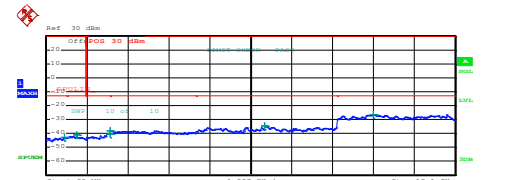
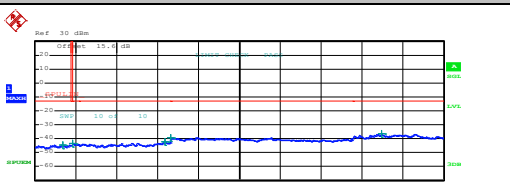
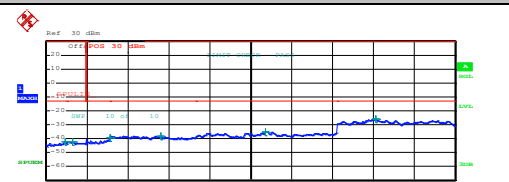
Date: 29.JUN.2019 15:54:29



Date: 29.JUN.2019 15:58:15



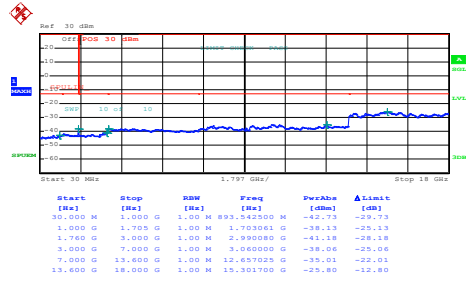
Conducted Spurious Emission

WCDMA Band V (RMC 12.2Kbps)	WCDMA Band II (RMC 12.2Kbps)																																																																														
Lowest Channel	Lowest Channel																																																																														
 <table border="1" data-bbox="239 660 766 739"> <thead> <tr> <th>Start [Hz]</th> <th>Stop [Hz]</th> <th>RBW [Hz]</th> <th>Freq [Hz]</th> <th>PerAbs [dBm]</th> <th>ΔLimit [dB]</th> </tr> </thead> <tbody> <tr> <td>30.000 M</td> <td>820.000 M</td> <td>1.00 M</td> <td>819.407500 M</td> <td>-33.66</td> <td>-29.65</td> </tr> <tr> <td>835.000 M</td> <td>1.000 G</td> <td>1.00 M</td> <td>891.612500 M</td> <td>-43.06</td> <td>-30.06</td> </tr> <tr> <td>1.000 G</td> <td>3.000 G</td> <td>1.00 M</td> <td>2.823500 G</td> <td>-42.85</td> <td>-28.85</td> </tr> <tr> <td>3.000 G</td> <td>7.000 G</td> <td>1.00 M</td> <td>5.121000 G</td> <td>-39.01</td> <td>-26.01</td> </tr> <tr> <td>7.000 G</td> <td>9.000 G</td> <td>1.00 M</td> <td>7.560000 G</td> <td>-36.55</td> <td>-23.55</td> </tr> </tbody> </table> <p>Date: 29.JUN.2019 16:16:43</p>	Start [Hz]	Stop [Hz]	RBW [Hz]	Freq [Hz]	PerAbs [dBm]	ΔLimit [dB]	30.000 M	820.000 M	1.00 M	819.407500 M	-33.66	-29.65	835.000 M	1.000 G	1.00 M	891.612500 M	-43.06	-30.06	1.000 G	3.000 G	1.00 M	2.823500 G	-42.85	-28.85	3.000 G	7.000 G	1.00 M	5.121000 G	-39.01	-26.01	7.000 G	9.000 G	1.00 M	7.560000 G	-36.55	-23.55	 <table border="1" data-bbox="877 660 1404 739"> <thead> <tr> <th>Start [Hz]</th> <th>Stop [Hz]</th> <th>RBW [Hz]</th> <th>Freq [Hz]</th> <th>PerAbs [dBm]</th> <th>ΔLimit [dB]</th> </tr> </thead> <tbody> <tr> <td>30.000 M</td> <td>1.000 G</td> <td>1.00 M</td> <td>886.257500 M</td> <td>-42.71</td> <td>-29.71</td> </tr> <tr> <td>1.000 G</td> <td>3.000 G</td> <td>1.00 M</td> <td>1.844578 G</td> <td>-39.64</td> <td>-26.64</td> </tr> <tr> <td>3.000 G</td> <td>7.000 G</td> <td>1.00 M</td> <td>2.999301 G</td> <td>-40.43</td> <td>-27.43</td> </tr> <tr> <td>7.000 G</td> <td>13.600 G</td> <td>1.00 M</td> <td>3.021000 G</td> <td>-37.69</td> <td>-24.69</td> </tr> <tr> <td>13.600 G</td> <td>19.100 G</td> <td>1.00 M</td> <td>10.215025 G</td> <td>-35.08</td> <td>-22.08</td> </tr> <tr> <td></td> <td></td> <td></td> <td>15.305312 G</td> <td>-25.99</td> <td>-12.99</td> </tr> </tbody> </table> <p>Date: 29.JUN.2019 15:43:06</p>	Start [Hz]	Stop [Hz]	RBW [Hz]	Freq [Hz]	PerAbs [dBm]	ΔLimit [dB]	30.000 M	1.000 G	1.00 M	886.257500 M	-42.71	-29.71	1.000 G	3.000 G	1.00 M	1.844578 G	-39.64	-26.64	3.000 G	7.000 G	1.00 M	2.999301 G	-40.43	-27.43	7.000 G	13.600 G	1.00 M	3.021000 G	-37.69	-24.69	13.600 G	19.100 G	1.00 M	10.215025 G	-35.08	-22.08				15.305312 G	-25.99	-12.99
Start [Hz]	Stop [Hz]	RBW [Hz]	Freq [Hz]	PerAbs [dBm]	ΔLimit [dB]																																																																										
30.000 M	820.000 M	1.00 M	819.407500 M	-33.66	-29.65																																																																										
835.000 M	1.000 G	1.00 M	891.612500 M	-43.06	-30.06																																																																										
1.000 G	3.000 G	1.00 M	2.823500 G	-42.85	-28.85																																																																										
3.000 G	7.000 G	1.00 M	5.121000 G	-39.01	-26.01																																																																										
7.000 G	9.000 G	1.00 M	7.560000 G	-36.55	-23.55																																																																										
Start [Hz]	Stop [Hz]	RBW [Hz]	Freq [Hz]	PerAbs [dBm]	ΔLimit [dB]																																																																										
30.000 M	1.000 G	1.00 M	886.257500 M	-42.71	-29.71																																																																										
1.000 G	3.000 G	1.00 M	1.844578 G	-39.64	-26.64																																																																										
3.000 G	7.000 G	1.00 M	2.999301 G	-40.43	-27.43																																																																										
7.000 G	13.600 G	1.00 M	3.021000 G	-37.69	-24.69																																																																										
13.600 G	19.100 G	1.00 M	10.215025 G	-35.08	-22.08																																																																										
			15.305312 G	-25.99	-12.99																																																																										
Middle Channel	Middle Channel																																																																														
 <table border="1" data-bbox="239 1176 766 1254"> <thead> <tr> <th>Start [Hz]</th> <th>Stop [Hz]</th> <th>RBW [Hz]</th> <th>Freq [Hz]</th> <th>PerAbs [dBm]</th> <th>ΔLimit [dB]</th> </tr> </thead> <tbody> <tr> <td>30.000 M</td> <td>820.000 M</td> <td>1.00 M</td> <td>819.407500 M</td> <td>-43.11</td> <td>-30.11</td> </tr> <tr> <td>835.000 M</td> <td>1.000 G</td> <td>1.00 M</td> <td>891.612500 M</td> <td>-43.39</td> <td>-30.39</td> </tr> <tr> <td>1.000 G</td> <td>3.000 G</td> <td>1.00 M</td> <td>2.994500 G</td> <td>-41.70</td> <td>-28.70</td> </tr> <tr> <td>3.000 G</td> <td>7.000 G</td> <td>1.00 M</td> <td>5.103000 G</td> <td>-39.15</td> <td>-26.15</td> </tr> <tr> <td>7.000 G</td> <td>9.000 G</td> <td>1.00 M</td> <td>8.172000 G</td> <td>-36.46</td> <td>-23.46</td> </tr> </tbody> </table> <p>Date: 29.JUN.2019 16:17:38</p>	Start [Hz]	Stop [Hz]	RBW [Hz]	Freq [Hz]	PerAbs [dBm]	ΔLimit [dB]	30.000 M	820.000 M	1.00 M	819.407500 M	-43.11	-30.11	835.000 M	1.000 G	1.00 M	891.612500 M	-43.39	-30.39	1.000 G	3.000 G	1.00 M	2.994500 G	-41.70	-28.70	3.000 G	7.000 G	1.00 M	5.103000 G	-39.15	-26.15	7.000 G	9.000 G	1.00 M	8.172000 G	-36.46	-23.46	 <table border="1" data-bbox="877 1176 1404 1254"> <thead> <tr> <th>Start [Hz]</th> <th>Stop [Hz]</th> <th>RBW [Hz]</th> <th>Freq [Hz]</th> <th>PerAbs [dBm]</th> <th>ΔLimit [dB]</th> </tr> </thead> <tbody> <tr> <td>30.000 M</td> <td>1.000 G</td> <td>1.00 M</td> <td>886.267500 M</td> <td>-42.67</td> <td>-29.67</td> </tr> <tr> <td>1.000 G</td> <td>3.000 G</td> <td>1.00 M</td> <td>3.430900 G</td> <td>-41.20</td> <td>-28.20</td> </tr> <tr> <td>3.000 G</td> <td>7.000 G</td> <td>1.00 M</td> <td>2.992134 G</td> <td>-40.38</td> <td>-27.38</td> </tr> <tr> <td>7.000 G</td> <td>13.600 G</td> <td>1.00 M</td> <td>3.011000 G</td> <td>-38.10</td> <td>-25.10</td> </tr> <tr> <td>13.600 G</td> <td>19.100 G</td> <td>1.00 M</td> <td>10.232300 G</td> <td>-34.47</td> <td>-21.47</td> </tr> <tr> <td></td> <td></td> <td></td> <td>15.305625 G</td> <td>-26.18</td> <td>-13.18</td> </tr> </tbody> </table> <p>Date: 29.JUN.2019 15:43:59</p>	Start [Hz]	Stop [Hz]	RBW [Hz]	Freq [Hz]	PerAbs [dBm]	ΔLimit [dB]	30.000 M	1.000 G	1.00 M	886.267500 M	-42.67	-29.67	1.000 G	3.000 G	1.00 M	3.430900 G	-41.20	-28.20	3.000 G	7.000 G	1.00 M	2.992134 G	-40.38	-27.38	7.000 G	13.600 G	1.00 M	3.011000 G	-38.10	-25.10	13.600 G	19.100 G	1.00 M	10.232300 G	-34.47	-21.47				15.305625 G	-26.18	-13.18
Start [Hz]	Stop [Hz]	RBW [Hz]	Freq [Hz]	PerAbs [dBm]	ΔLimit [dB]																																																																										
30.000 M	820.000 M	1.00 M	819.407500 M	-43.11	-30.11																																																																										
835.000 M	1.000 G	1.00 M	891.612500 M	-43.39	-30.39																																																																										
1.000 G	3.000 G	1.00 M	2.994500 G	-41.70	-28.70																																																																										
3.000 G	7.000 G	1.00 M	5.103000 G	-39.15	-26.15																																																																										
7.000 G	9.000 G	1.00 M	8.172000 G	-36.46	-23.46																																																																										
Start [Hz]	Stop [Hz]	RBW [Hz]	Freq [Hz]	PerAbs [dBm]	ΔLimit [dB]																																																																										
30.000 M	1.000 G	1.00 M	886.267500 M	-42.67	-29.67																																																																										
1.000 G	3.000 G	1.00 M	3.430900 G	-41.20	-28.20																																																																										
3.000 G	7.000 G	1.00 M	2.992134 G	-40.38	-27.38																																																																										
7.000 G	13.600 G	1.00 M	3.011000 G	-38.10	-25.10																																																																										
13.600 G	19.100 G	1.00 M	10.232300 G	-34.47	-21.47																																																																										
			15.305625 G	-26.18	-13.18																																																																										
Highest Channel	Highest Channel																																																																														
 <table border="1" data-bbox="239 1691 766 1769"> <thead> <tr> <th>Start [Hz]</th> <th>Stop [Hz]</th> <th>RBW [Hz]</th> <th>Freq [Hz]</th> <th>PerAbs [dBm]</th> <th>ΔLimit [dB]</th> </tr> </thead> <tbody> <tr> <td>30.000 M</td> <td>820.000 M</td> <td>1.00 M</td> <td>641.637500 M</td> <td>-44.51</td> <td>-31.51</td> </tr> <tr> <td>835.000 M</td> <td>1.000 G</td> <td>1.00 M</td> <td>857.102500 M</td> <td>-43.56</td> <td>-30.56</td> </tr> <tr> <td>1.000 G</td> <td>3.000 G</td> <td>1.00 M</td> <td>2.876500 G</td> <td>-42.29</td> <td>-29.29</td> </tr> <tr> <td>3.000 G</td> <td>7.000 G</td> <td>1.00 M</td> <td>5.016000 G</td> <td>-39.20</td> <td>-26.20</td> </tr> <tr> <td>7.000 G</td> <td>9.000 G</td> <td>1.00 M</td> <td>7.633000 G</td> <td>-36.60</td> <td>-23.60</td> </tr> </tbody> </table> <p>Date: 29.JUN.2019 16:18:26</p>	Start [Hz]	Stop [Hz]	RBW [Hz]	Freq [Hz]	PerAbs [dBm]	ΔLimit [dB]	30.000 M	820.000 M	1.00 M	641.637500 M	-44.51	-31.51	835.000 M	1.000 G	1.00 M	857.102500 M	-43.56	-30.56	1.000 G	3.000 G	1.00 M	2.876500 G	-42.29	-29.29	3.000 G	7.000 G	1.00 M	5.016000 G	-39.20	-26.20	7.000 G	9.000 G	1.00 M	7.633000 G	-36.60	-23.60	 <table border="1" data-bbox="877 1691 1404 1769"> <thead> <tr> <th>Start [Hz]</th> <th>Stop [Hz]</th> <th>RBW [Hz]</th> <th>Freq [Hz]</th> <th>PerAbs [dBm]</th> <th>ΔLimit [dB]</th> </tr> </thead> <tbody> <tr> <td>30.000 M</td> <td>1.000 G</td> <td>1.00 M</td> <td>886.657500 M</td> <td>-42.15</td> <td>-29.15</td> </tr> <tr> <td>1.000 G</td> <td>3.000 G</td> <td>1.00 M</td> <td>3.246529 G</td> <td>-42.06</td> <td>-29.06</td> </tr> <tr> <td>3.000 G</td> <td>7.000 G</td> <td>1.00 M</td> <td>2.995931 G</td> <td>-39.38</td> <td>-26.38</td> </tr> <tr> <td>7.000 G</td> <td>13.600 G</td> <td>1.00 M</td> <td>5.382000 G</td> <td>-37.96</td> <td>-24.96</td> </tr> <tr> <td>13.600 G</td> <td>19.100 G</td> <td>1.00 M</td> <td>10.254625 G</td> <td>-35.12</td> <td>-22.12</td> </tr> <tr> <td></td> <td></td> <td></td> <td>15.305913 G</td> <td>-26.03</td> <td>-13.03</td> </tr> </tbody> </table> <p>Date: 29.JUN.2019 15:44:50</p>	Start [Hz]	Stop [Hz]	RBW [Hz]	Freq [Hz]	PerAbs [dBm]	ΔLimit [dB]	30.000 M	1.000 G	1.00 M	886.657500 M	-42.15	-29.15	1.000 G	3.000 G	1.00 M	3.246529 G	-42.06	-29.06	3.000 G	7.000 G	1.00 M	2.995931 G	-39.38	-26.38	7.000 G	13.600 G	1.00 M	5.382000 G	-37.96	-24.96	13.600 G	19.100 G	1.00 M	10.254625 G	-35.12	-22.12				15.305913 G	-26.03	-13.03
Start [Hz]	Stop [Hz]	RBW [Hz]	Freq [Hz]	PerAbs [dBm]	ΔLimit [dB]																																																																										
30.000 M	820.000 M	1.00 M	641.637500 M	-44.51	-31.51																																																																										
835.000 M	1.000 G	1.00 M	857.102500 M	-43.56	-30.56																																																																										
1.000 G	3.000 G	1.00 M	2.876500 G	-42.29	-29.29																																																																										
3.000 G	7.000 G	1.00 M	5.016000 G	-39.20	-26.20																																																																										
7.000 G	9.000 G	1.00 M	7.633000 G	-36.60	-23.60																																																																										
Start [Hz]	Stop [Hz]	RBW [Hz]	Freq [Hz]	PerAbs [dBm]	ΔLimit [dB]																																																																										
30.000 M	1.000 G	1.00 M	886.657500 M	-42.15	-29.15																																																																										
1.000 G	3.000 G	1.00 M	3.246529 G	-42.06	-29.06																																																																										
3.000 G	7.000 G	1.00 M	2.995931 G	-39.38	-26.38																																																																										
7.000 G	13.600 G	1.00 M	5.382000 G	-37.96	-24.96																																																																										
13.600 G	19.100 G	1.00 M	10.254625 G	-35.12	-22.12																																																																										
			15.305913 G	-26.03	-13.03																																																																										



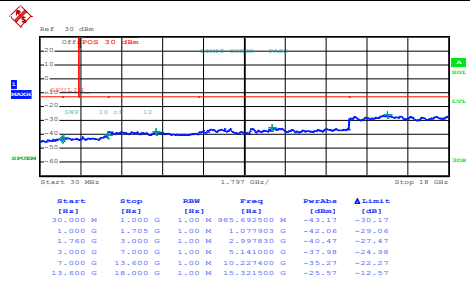
WCDMA Band IV (RMC 12.2Kbps)

Lowest Channel



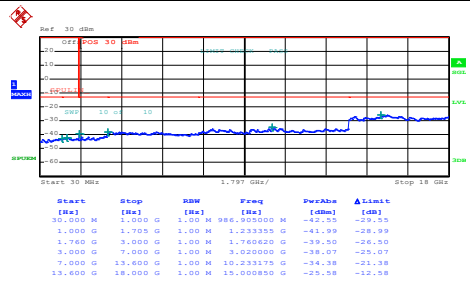
Date: 29.JUN.2019 16:00:05

Middle Channel



Date: 29.JUN.2019 16:00:59

Highest Channel



Date: 29.JUN.2019 16:01:51



Frequency Stability

Test Conditions	Middle Channel	WCDMA Band V (RMC 12.2Kbps)	Limit 2.5ppm
Temperature (°C)	Voltage (Volt)	Deviation (ppm)	Result
50	Normal Voltage	0.0024	PASS
40	Normal Voltage	0.0024	
30	Normal Voltage	0.0012	
20(Ref.)	Normal Voltage	0.0000	
10	Normal Voltage	0.0024	
0	Normal Voltage	0.0167	
-10	Normal Voltage	0.0143	
-20	Normal Voltage	0.0155	
-30	Normal Voltage	0.0024	
20	Maximum Voltage	0.0000	
20	Normal Voltage	0.0012	
20	Battery End Point	0.0024	

Test Conditions	Middle Channel	WCDMA Band II (RMC 12.2Kbps)	Limit Note 2.
Temperature (°C)	Voltage (Volt)	Deviation (ppm)	Result
50	Normal Voltage	0.0000	PASS
40	Normal Voltage	0.0000	
30	Normal Voltage	0.0011	
20(Ref.)	Normal Voltage	0.0000	
10	Normal Voltage	0.0005	
0	Normal Voltage	0.0011	
-10	Normal Voltage	0.0021	
-20	Normal Voltage	0.0011	
-30	Normal Voltage	0.0000	
20	Maximum Voltage	0.0000	
20	Normal Voltage	0.0000	
20	Battery End Point	0.0000	



Test Conditions	Middle Channel	WCDMA Band IV (RMC 12.2Kbps)	Limit Note 2.
Temperature (°C)	Voltage (Volt)	Deviation (ppm)	Result
50	Normal Voltage	0.0006	PASS
40	Normal Voltage	0.0017	
30	Normal Voltage	0.0012	
20(Ref.)	Normal Voltage	0.0000	
10	Normal Voltage	0.0017	
0	Normal Voltage	0.0017	
-10	Normal Voltage	0.0017	
-20	Normal Voltage	0.0012	
-30	Normal Voltage	0.0000	
20	Maximum Voltage	0.0012	
20	Normal Voltage	0.0000	
20	Battery End Point	0.0006	

Note:

1. Normal Voltage = 3.85V. ; Battery End Point (BEP) = 3.65 V. ; Maximum Voltage =4.25 V
2. The frequency fundamental emissions stay within the authorized frequency block.



Appendix B. Test Results of ERP/EIRP and Radiated Test

ERP/EIRP

Channel	Mode	Conducted		ERP	
		Power (dBm)	Power (Watts)	ERP(dBm)	ERP(W)
Lowest	GSM850 GPRS class 8 (GT - LC = -4.8 dB)	31.96	1.5704	25.01	0.3170
Middle		32.09	1.6181	25.14	0.3266
Highest		32.17	1.6482	25.22	0.3327
Lowest	GSM850 EDGE class 8 (GT - LC = -4.8 dB)	26.76	0.4742	19.81	0.0957
Middle		26.81	0.4797	19.86	0.0968
Highest		26.84	0.4831	19.89	0.0975
Lowest	WCDMA Band V RMC 12.2Kbps (GT - LC = -4.8 dB)	23.57	0.2275	16.62	0.0459
Middle		23.64	0.2312	16.69	0.0467
Highest		23.54	0.2259	16.59	0.0456
Limit	ERP < 7W	Result		PASS	

Channel	Mode	Conducted		EIRP	
		Power (dBm)	Power (Watts)	EIRP(dBm)	EIRP(W)
Lowest	GSM1900 GPRS class 8 (GT - LC = -1.6 dB)	23.53	0.2254	21.93	0.1560
Middle		23.84	0.2421	22.24	0.1675
Highest		24.02	0.2523	22.42	0.1746
Lowest	GSM1900 EDGE class 8 (GT - LC = -1.6 dB)	23.18	0.2080	21.58	0.1439
Middle		23.51	0.2244	21.91	0.1552
Highest		23.73	0.2360	22.13	0.1633
Lowest	WCDMA Band II RMC 12.2Kbps (GT - LC = -1.6 dB)	17.16	0.0520	15.56	0.0360
Middle		17.25	0.0531	15.65	0.0367
Highest		17.18	0.0522	15.58	0.0361
Limit	EIRP < 2W	Result		PASS	

Channel	Mode	Conducted		EIRP	
		Power (dBm)	Power (Watts)	EIRP(dBm)	EIRP(W)
Lowest	WCDMA Band IV RMC 12.2Kbps (GT - LC = -0.9 dB)	18.04	0.0637	17.14	0.0518
Middle		17.93	0.0621	17.03	0.0505
Highest		17.94	0.0622	17.04	0.0506
Limit	EIRP < 1W	Result		PASS	



Radiated Spurious Emission

GSM850

GSM 850									
Channel	Frequency (MHz)	ERP (dBm)	Limit (dBm)	Over Limit (dB)	SPA Reading (dBm)	S.G. Power (dBm)	TX Cable loss (dB)	TX Antenna Gain (dBi)	Polarization (H/V)
Lowest	1648	-59.66	-13	-46.66	-69.75	-65.25	0.92	8.66	H
	2472	-55.92	-13	-42.92	-70.24	-63.29	1.14	10.66	H
	3296	-55.73	-13	-42.73	-71.41	-64.27	1.32	12.01	H
									H
									H
									H
	1648	-60.31	-13	-47.31	-69.87	-65.90	0.92	8.66	V
	2472	-56.19	-13	-43.19	-70.66	-63.56	1.14	10.66	V
	3296	-54.63	-13	-41.63	-70.78	-63.17	1.32	12.01	V
									V
									V
									V
Middle	1672	-59.80	-13	-46.80	-69.95	-65.48	0.93	8.75	H
	2509	-55.75	-13	-42.75	-70.04	-63.16	1.15	10.71	H
	3345	-55.14	-13	-42.14	-70.7	-63.79	1.33	12.13	H
									H
									H
									H
	1672	-60.20	-13	-47.20	-69.72	-65.88	0.93	8.75	V
	2509	-55.79	-13	-42.79	-70.28	-63.20	1.15	10.71	V
	3345	-54.92	-13	-41.92	-70.92	-63.57	1.33	12.13	V
									V
									V
									V



Highest	1696	-58.60	-13	-45.60	-68.83	-64.36	0.94	8.84	H
	2546	-55.86	-13	-42.86	-70.13	-63.30	1.16	10.76	H
	3395	-55.51	-13	-42.51	-70.94	-64.27	1.34	12.25	H
									H
									H
									H
									H
	1696	-59.93	-13	-46.93	-69.45	-65.69	0.94	8.84	V
	2546	-56.01	-13	-43.01	-70.38	-63.45	1.16	10.76	V
	3395	-54.96	-13	-41.96	-70.82	-63.72	1.34	12.25	V
									V
									V
									V
									V

Remark: Spurious emissions within 30-1000MHz were found more than 20dB below limit line.



EDGE 850

EDGE 850									
Channel	Frequency (MHz)	ERP (dBm)	Limit (dBm)	Over Limit (dB)	SPA Reading (dBm)	S.G. Power (dBm)	TX Cable loss (dB)	TX Antenna Gain (dBi)	Polarization (H/V)
Lowest	1648	-60.60	-13	-47.60	-70.69	-66.19	0.92	8.66	H
	2472	-56.48	-13	-43.48	-70.8	-63.85	1.14	10.66	H
	3296	-55.59	-13	-42.59	-71.27	-64.13	1.32	12.01	H
									H
									H
									H
									H
	1648	-60.46	-13	-47.46	-70.02	-66.05	0.92	8.66	V
	2472	-56.20	-13	-43.20	-70.67	-63.57	1.14	10.66	V
	3296	-55.06	-13	-42.06	-71.21	-63.60	1.32	12.01	V
									V
									V
									V
									V
Middle	1672	-59.46	-13	-46.46	-69.61	-65.14	0.93	8.75	H
	2509	-56.18	-13	-43.18	-70.47	-63.59	1.15	10.71	H
	3344	-55.47	-13	-42.47	-71.03	-64.11	1.33	12.13	H
									H
									H
									H
									H
	1672	-60.37	-13	-47.37	-69.89	-66.05	0.93	8.75	V
	2509	-55.96	-13	-42.96	-70.44	-63.37	1.15	10.71	V
	3344	-55.12	-13	-42.12	-71.13	-63.76	1.33	12.13	V
									V
									V
									V
									V



Highest	1696	-59.57	-13	-46.57	-69.8	-65.33	0.94	8.84	H
	2546	-55.88	-13	-42.88	-70.15	-63.32	1.16	10.76	H
	3392	-55.25	-13	-42.25	-70.69	-64.00	1.34	12.24	H
									H
									H
									H
									H
	1696	-59.48	-13	-46.48	-69	-65.24	0.94	8.84	V
	2546	-55.79	-13	-42.79	-70.16	-63.23	1.16	10.76	V
	3392	-55.12	-13	-42.12	-70.99	-63.87	1.34	12.24	V
									V
									V
									V
									V

Remark: Spurious emissions within 30-1000MHz were found more than 20dB below limit line.



WCDMA 850

WCDMA 850									
Channel	Frequency (MHz)	ERP (dBm)	Limit (dBm)	Over Limit (dB)	SPA Reading (dBm)	S.G. Power (dBm)	TX Cable loss (dB)	TX Antenna Gain (dBi)	Polarization (H/V)
Lowest	1656	-60.92	-13	-47.92	-71.02	-66.54	0.92	8.69	H
	2480	-56.35	-13	-43.35	-70.66	-63.73	1.15	10.67	H
	3304	-55.71	-13	-42.71	-71.37	-64.26	1.32	12.03	H
									H
									H
									H
									H
	1656	-61.57	-13	-48.57	-71.1	-67.19	0.92	8.69	V
	2480	-56.37	-13	-43.37	-70.85	-63.75	1.15	10.67	V
	3304	-54.90	-13	-41.90	-71.03	-63.45	1.32	12.03	V
									V
									V
									V
									V
Middle	1672	-60.45	-13	-47.45	-70.6	-66.13	0.93	8.75	H
	2512	-56.50	-13	-43.50	-70.79	-63.91	1.15	10.71	H
	3344	-55.50	-13	-42.50	-71.06	-64.14	1.33	12.13	H
									H
									H
									H
									H
	1672	-60.88	-13	-47.88	-70.4	-66.56	0.93	8.75	V
	2512	-56.30	-13	-43.30	-70.78	-63.71	1.15	10.71	V
	3344	-55.01	-13	-42.01	-71.02	-63.65	1.33	12.13	V
									V
									V
									V
									V



Highest	1696	-60.89	-13	-47.89	-71.12	-66.65	0.94	8.84	H
	2539	-56.18	-13	-43.18	-70.46	-63.62	1.16	10.75	H
	3386	-55.32	-13	-42.32	-70.76	-64.06	1.34	12.23	H
									H
									H
									H
									H
	1696	-61.45	-13	-48.45	-70.97	-67.21	0.94	8.84	V
	2539	-56.08	-13	-43.08	-70.48	-63.52	1.16	10.75	V
	3386	-55.14	-13	-42.14	-71.02	-63.88	1.34	12.23	V
									V
									V
									V
									V

Remark: Spurious emissions within 30-1000MHz were found more than 20dB below limit line.



WCDMA 1700

WCDMA 1700									
Channel	Frequency (MHz)	EIRP (dBm)	Limit (dBm)	Over Limit (dB)	SPA Reading (dBm)	S.G. Power (dBm)	TX Cable loss (dB)	TX Antenna Gain (dBi)	Polarization (H/V)
Lowest	3425	-55.38	-13	-42.38	-71.64	-66.35	1.35	12.32	H
	5137	-50.81	-13	-37.81	-72.51	-61.96	1.65	12.79	H
	6850	-47.08	-13	-34.08	-72.53	-57.45	1.74	12.11	H
									H
									H
									H
									H
	3425	-54.42	-13	-41.42	-71.1	-65.39	1.35	12.32	V
	5137	-50.85	-13	-37.85	-72.3	-62.00	1.65	12.79	V
	6850	-47.45	-13	-34.45	-72.49	-57.82	1.74	12.11	V
									V
									V
									V
									V
Middle	3465	-55.15	-13	-42.15	-71.79	-66.21	1.35	12.42	H
	5198	-50.92	-13	-37.92	-72.65	-62.14	1.66	12.88	H
	6930	-47.22	-13	-34.22	-73.09	-57.49	1.73	12.00	H
									H
									H
									H
									H
	3465	-55.98	-13	-42.98	-73.01	-67.04	1.35	12.42	V
	5198	-52.23	-13	-39.23	-73.8	-63.45	1.66	12.88	V
	6930	-48.58	-13	-35.58	-74	-58.85	1.73	12.00	V
									V
									V
									V
									V



Highest	3505	-54.43	-13	-41.43	-71.42	-65.57	1.36	12.50	H
	5258	-50.20	-13	-37.20	-72.13	-61.48	1.68	12.96	H
	7010	-45.90	-13	-32.90	-72.16	-56.06	1.73	11.88	H
									H
									H
									H
									H
	3505	-54.36	-13	-41.36	-71.69	-65.50	1.36	12.50	V
	5258	-50.40	-13	-37.40	-72.1	-61.68	1.68	12.96	V
	7010	-46.61	-13	-33.61	-72.39	-56.77	1.73	11.88	V
									V
									V
									V
									V

Remark: Spurious emissions within 30-1000MHz were found more than 20dB below limit line.



GPRS 1900

GPRS 1900									
Channel	Frequency (MHz)	EIRP (dBm)	Limit (dBm)	Over Limit (dB)	SPA Reading (dBm)	S.G. Power (dBm)	TX Cable loss (dB)	TX Antenna Gain (dBi)	Polarization (H/V)
Lowest	3702	-53.79	-13	-40.79	-71.9	-65.00	1.41	12.62	H
	5550	-49.65	-13	-36.65	-72.65	-61.21	1.74	13.30	H
	7398	-45.59	-13	-32.59	-72.47	-54.92	1.93	11.26	H
									H
									H
									H
									H
	3702	-53.41	-13	-40.41	-71.67	-64.62	1.41	12.62	V
	5550	-50.43	-13	-37.43	-72.95	-61.99	1.74	13.30	V
	7398	-45.71	-13	-32.71	-72.43	-55.04	1.93	11.26	V
									V
									V
									V
									V
Middle	3762	-53.35	-13	-40.35	-71.69	-64.58	1.43	12.66	H
	5640	-49.67	-13	-36.67	-72.72	-61.24	1.73	13.30	H
	7518	-46.03	-13	-33.03	-72.47	-55.14	1.99	11.10	H
									H
									H
									H
									H
	3762	-53.00	-13	-40.00	-71.56	-64.23	1.43	12.66	V
	5640	-50.15	-13	-37.15	-72.79	-61.72	1.73	13.30	V
	7518	-46.19	-13	-33.19	-72.59	-55.30	1.99	11.10	V
									V
									V
									V
									V



Highest	3822	-53.54	-13	-40.54	-72.08	-64.79	1.44	12.69	H
	5730	-48.96	-13	-35.96	-72.43	-60.53	1.73	13.30	H
	7638	-46.57	-13	-33.57	-72.63	-55.69	2.01	11.13	H
									H
									H
									H
									H
	3822	-53.31	-13	-40.31	-72.08	-64.56	1.44	12.69	V
	5730	-49.66	-13	-36.66	-72.49	-61.23	1.73	13.30	V
	7638	-46.47	-13	-33.47	-72.44	-55.59	2.01	11.13	V
									V
									V
									V
									V

Remark: Spurious emissions within 30-1000MHz were found more than 20dB below limit line.



EDGE1900

EDGE 1900									
Channel	Frequency (MHz)	EIRP (dBm)	Limit (dBm)	Over Limit (dB)	SPA Reading (dBm)	S.G. Power (dBm)	TX Cable loss (dB)	TX Antenna Gain (dBi)	Polarization (H/V)
Lowest	3702	-53.83	-13	-40.83	-71.94	-65.04	1.41	12.62	H
	5550	-49.88	-13	-36.88	-72.88	-61.44	1.74	13.30	H
	7398	-45.24	-13	-32.24	-72.12	-54.57	1.93	11.26	H
									H
									H
									H
									H
	3702	-54.08	-13	-41.08	-72.34	-65.29	1.41	12.62	V
	5550	-50.42	-13	-37.42	-72.94	-61.98	1.74	13.30	V
	7398	-45.85	-13	-32.85	-72.57	-55.18	1.93	11.26	V
									V
									V
									V
									V
Middle	3762	-53.17	-13	-40.17	-71.51	-64.40	1.43	12.66	H
	5640	-49.05	-13	-36.05	-72.1	-60.62	1.73	13.30	H
	7518	-45.94	-13	-32.94	-72.38	-55.05	1.99	11.10	H
									H
									H
									H
									H
	3762	-53.47	-13	-40.47	-72.03	-64.70	1.43	12.66	V
	5640	-49.70	-13	-36.70	-72.34	-61.27	1.73	13.30	V
	7518	-46.06	-13	-33.06	-72.46	-55.17	1.99	11.10	V
									V
									V
									V
									V



Highest	3822	-53.49	-13	-40.49	-72.03	-64.74	1.44	12.69	H
	5730	-49.10	-13	-36.10	-72.57	-60.67	1.73	13.30	H
	7638	-46.54	-13	-33.54	-72.6	-55.66	2.01	11.13	H
									H
									H
									H
									H
	3822	-53.30	-13	-40.30	-72.07	-64.55	1.44	12.69	V
	5730	-49.98	-13	-36.98	-72.81	-61.55	1.73	13.30	V
	7638	-46.33	-13	-33.33	-72.3	-55.45	2.01	11.13	V
									V
									V
									V
									V

Remark: Spurious emissions within 30-1000MHz were found more than 20dB below limit line.



WCDMA 1900

WCDMA 1900									
Channel	Frequency (MHz)	EIRP (dBm)	Limit (dBm)	Over Limit (dB)	SPA Reading (dBm)	S.G. Power (dBm)	TX Cable loss (dB)	TX Antenna Gain (dBi)	Polarization (H/V)
Lowest	3702	-53.95	-13	-40.95	-72.06	-65.16	1.41	12.62	H
	5556	-49.79	-13	-36.79	-72.77	-61.35	1.74	13.30	H
	7410	-45.38	-13	-32.38	-72.23	-54.68	1.94	11.24	H
									H
									H
									H
									H
	3702	-53.49	-13	-40.49	-71.75	-64.70	1.41	12.62	V
	5556	-50.20	-13	-37.20	-72.72	-61.76	1.74	13.30	V
	7410	-45.35	-13	-32.35	-72.05	-54.65	1.94	11.24	V
									V
									V
									V
									V
Middle	3762	-53.21	-13	-40.21	-71.55	-64.44	1.43	12.66	H
	5640	-49.66	-13	-36.66	-72.71	-61.23	1.73	13.30	H
	7518	-45.91	-13	-32.91	-72.35	-55.02	1.99	11.10	H
									H
									H
									H
									H
	3762	-53.31	-13	-40.31	-71.87	-64.54	1.43	12.66	V
	5640	-49.63	-13	-36.63	-72.27	-61.20	1.73	13.30	V
	7518	-46.03	-13	-33.03	-72.43	-55.14	1.99	11.10	V
									V
									V
									V
									V



Highest	3816	-53.06	-13	-40.06	-71.59	-64.31	1.44	12.69	H
	5724	-49.31	-13	-36.31	-72.75	-60.88	1.73	13.30	H
	7630	-46.35	-13	-33.35	-72.41	-55.47	2.01	11.13	H
									H
									H
									H
									H
	3816	-52.50	-13	-39.50	-71.27	-63.75	1.44	12.69	V
	5724	-49.62	-13	-36.62	-72.43	-61.19	1.73	13.30	V
	7630	-46.37	-13	-33.37	-72.35	-55.49	2.01	11.13	V
									V
									V
									V
									V

Remark: Spurious emissions within 30-1000MHz were found more than 20dB below limit line.