



## 11. SETUP PHOTOS


### ANTENNA PORT AND AC LINE CONDUCTED SETUP



**RF ANTENNA PORT CONDUCTED**



**AC LINE CONDUCTED (FRONT)**




**AC LINE CONDUCTED (BACK)**


**RADIATED RF MEASUREMENT SETUP**




**BELOW 30 MHz (FRONT)**




**BELOW 30 MHz (BACK)**



**BELOW 1GHz (FRONT)**



**BELOW 1GHz (BACK)**



**ABOVE 1GHz (FRONT)**



**ABOVE 1GHz (BACK)**


**ORIENTATIONS**



**X-ORIENTATION**



**Y-ORIENTATION**



**Z-ORIENTATION**

**END OF REPORT**