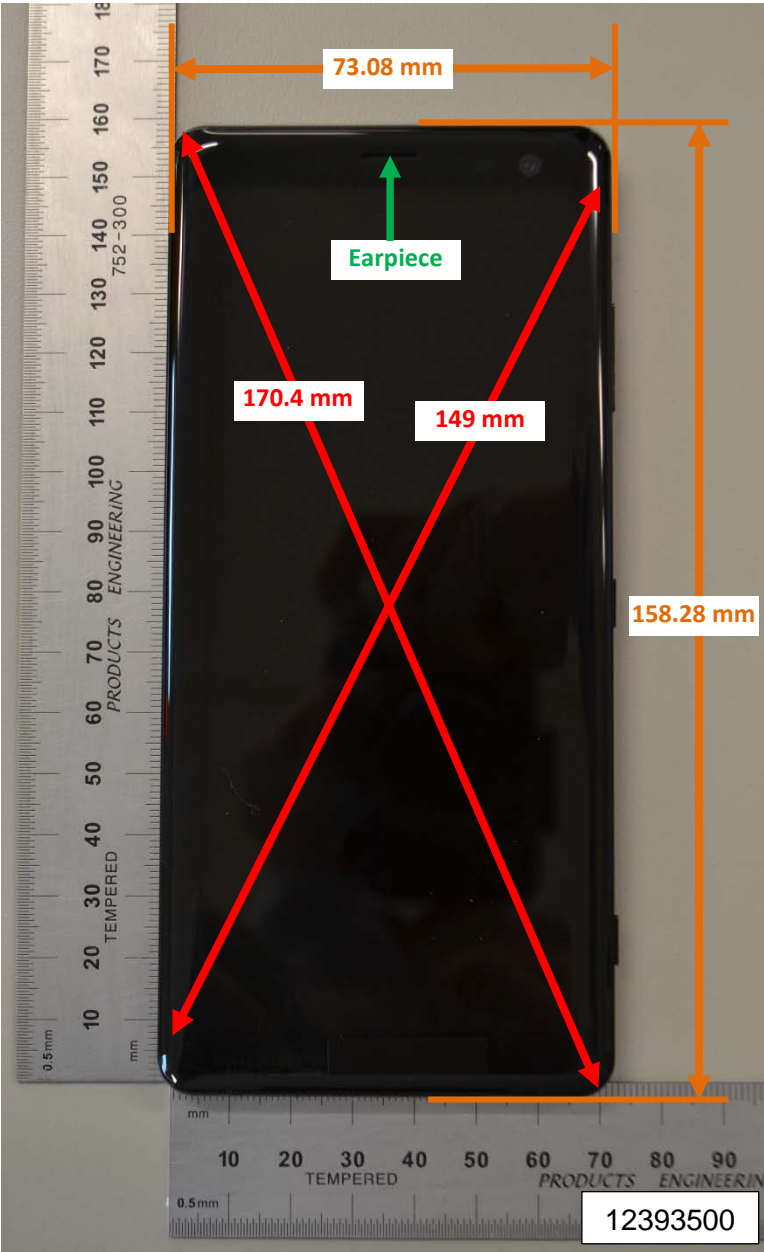


DUT and SAR Set-up Photos

Overall Dimensions



Front View of the DUT



Rear View of the DUT



Setup Photos

Handset Vertical and Horizontal Reference Lines
Vertical
Center Line




Horizontal
Line


12393500

Head Exposure Conditions


Left Touch




Left Tilt (15°)



Right Touch




Right Tilt (15°)



Body-worn Accessory Exposure Conditions

Rear @ 15mm



Front @ 15mm




Hotspot mode Exposure Conditions

Rear @ 10mm



Front @ 10mm




Edge 1 @ 10mm



Edge 2 @ 10mm



Edge 3 @ 10mm




Edge 4 @ 10mm




Product Specific 10g Exposure Conditions

Rear @ 0mm




Front @ 0mm




Edge 1 @ 0mm



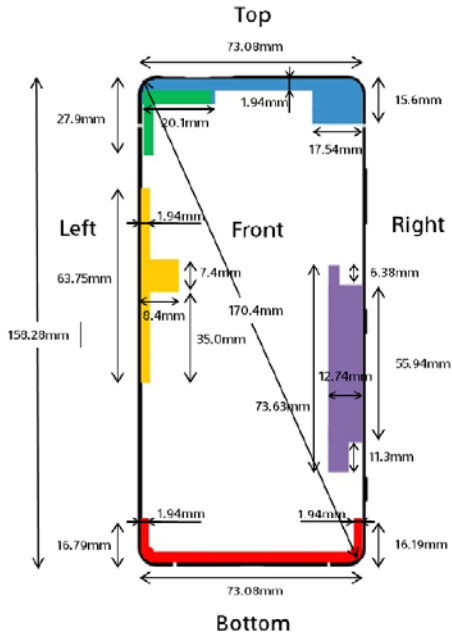
Edge 2 @ 0mm



Edge 4 @ 0mm



Antenna Dimensions & Separation Distances



- Cellular Main Antenna (Tx/Rx)
(Cellular Main Antenna 1 (Tx/Rx) + Cellular Main Antenna 2 (Tx/Rx))
- Cellular Sub Antenna (Rx)
(Cellular Sub Antenna 1 (Rx) + Cellular Sub Antenna 2 (Rx) / GPS(Rx))
- WLAN Chain 0 (Tx/Rx) / BT Antenna (Tx/Rx)
- Cellular 3rd HO Diversity Antenna (Rx)
- WLAN Chain 1 (Tx/Rx) / Cellular 4th Diversity Antenna (Rx) / Cellular Sub3 (Rx)