



# **CERTIFICATION TEST REPORT**

**Report Number. :** 12393500-E3V1

**Applicant :** SONY MOBILE COMMUNICATIONS, INC.  
4-12-3 HIGASHI-SHINAGAWA  
SHINAGAWA-KU, TOKYO, 140-0002, JAPAN

**FCC ID :** PY7-68553B

**EUT Description :** GSM/WCDMA/LTE Phone with BT, DTS/UNII a/b/g/n/ac &  
NFC

**Test Standard(s) :** FCC 47 CFR PART 15 SUBPART C

**Date Of Issue:**  
August 07, 2018

**Prepared by:**  
UL Verification Services Inc.  
47173 Benicia Street  
Fremont, CA 94538 U.S.A.  
TEL: (510) 771-1000  
FAX: (510) 661-0888



---

## REPORT REVISION HISTORY

Rev.	Issue Date	Revisions	Revised By
V1	08/07/18	Initial Issue	

---

---

## TABLE OF CONTENTS

<b>REPORT REVISION HISTORY .....</b>	<b>2</b>
<b>TABLE OF CONTENTS .....</b>	<b>3</b>
<b>1. ATTESTATION OF TEST RESULTS .....</b>	<b>4</b>
<b>2. TEST METHODOLOGY .....</b>	<b>5</b>
<b>3. FACILITIES AND ACCREDITATION .....</b>	<b>5</b>
<b>4. CALIBRATION AND UNCERTAINTY .....</b>	<b>6</b>
4.1. <i>MEASURING INSTRUMENT CALIBRATION .....</i>	<i>6</i>
4.2. <i>SAMPLE CALCULATION .....</i>	<i>6</i>
4.3. <i>MEASUREMENT UNCERTAINTY.....</i>	<i>6</i>
<b>5. EQUIPMENT UNDER TEST.....</b>	<b>7</b>
5.1. <i>EUT DESCRIPTION.....</i>	<i>7</i>
<b>6. REUSE OF TEST DATA.....</b>	<b>8</b>
6.1. <i>INTRODUCTION.....</i>	<i>8</i>
6.2. <i>DEVICES DIFFERENCES.....</i>	<i>8</i>
6.3. <i>SPOT CHECK VERIFICATION RESULTS SUMMARY.....</i>	<i>8</i>
6.4. <i>REFERENCE DETAIL.....</i>	<i>8</i>
<b>7. SPOT CHECK DATA.....</b>	<b>9</b>
7.1. <i>BLE (2Mbps).....</i>	<i>9</i>
7.1.1. <i>BANDEDGE (HIGH CHANNEL).....</i>	<i>9</i>
7.1.2. <i>HARMONICS AND SPURIOUS EMISSIONS .....</i>	<i>11</i>
<b>8. SETUP PHOTOS.....</b>	<b>13</b>

# 1. ATTESTATION OF TEST RESULTS

**COMPANY NAME:** SONY MOBILE COMMUNICATIONS, INC.  
4-12-3 HIGASHI-SHINAGAWA,  
SHINAGAWA-KU, TOKYO, 140-0002, JAPAN

**EUT DESCRIPTION:** GSM/WCDMA/LTE Phone with BT, DTS/UNII a/b/g/n/ac & NFC

**SERIAL NUMBER:** BH940025DA, BH940026DA(Radiated)

**DATE TESTED:** JULY 31 – AUGUST 1, 2018

APPLICABLE STANDARDS	
STANDARD	TEST RESULTS
CFR 47 Part 15 Subpart C	Complies

UL Verification Services Inc. tested the above equipment in accordance with the requirements set forth in the above standards. All indications of Pass/Fail in this report are opinions expressed by UL Verification Services Inc. based on interpretations and/or observations of test results. Measurement Uncertainties were not taken into account and are published for informational purposes only. The test results show that the equipment tested is capable of demonstrating compliance with the requirements as documented in this report.

**Note:** The results documented in this report apply only to the tested sample, under the conditions and modes of operation as described herein. This document may not be altered or revised in any way unless done so by UL Verification Services Inc. and all revisions are duly noted in the revisions section. Any alteration of this document not carried out by UL Verification Services Inc. will constitute fraud and shall nullify the document. This report must not be used by the client to claim product certification, approval, or endorsement by NVLAP, NIST, any agency of the Federal Government, or any agency of the U.S. government.

Approved & Released For  
UL Verification Services Inc. By:

Reviewed By:



Dan Corona  
CONSUMER TECHNOLOGY DIVISION  
Operations Leader  
UL Verification Services Inc.



Kiya Kedida  
CONSUMER TECHNOLOGY DIVISION  
Project Engineer  
UL Verification Services Inc.

## 2. TEST METHODOLOGY

The tests documented in this report were performed in accordance with FCC CFR 47 Part 2, FCC CFR 47 Part 15, KDB 558074 D01 v4, and ANSI C63.10-2013.

## 3. FACILITIES AND ACCREDITATION

The test sites and measurement facilities used to collect data are located at 47173 and 47266 Benicia Street, and 47658 Kato Road, Fremont, California, USA. Line conducted emissions are measured only at the 47173 address. The following table identifies which facilities were utilized for radiated emission measurements documented in this report. Specific facilities are also identified in the test results sections.

47173 Benicia Street	47266 Benicia Street	47658 Kato Rd.
<input checked="" type="checkbox"/> Chamber A (ISED:2324B-1)	<input type="checkbox"/> Chamber D (ISED:22541-1)	<input checked="" type="checkbox"/> Chamber K (ISED: 2324A-1)
<input type="checkbox"/> Chamber B (ISED:2324B-2)	<input type="checkbox"/> Chamber E (ISED:22541-2)	<input type="checkbox"/> Chamber L (ISED: 2324A-3)
<input type="checkbox"/> Chamber C (ISED:2324B-3)	<input type="checkbox"/> Chamber F (ISED:22541-3)	
	<input type="checkbox"/> Chamber G (ISED:22541-4)	
	<input type="checkbox"/> Chamber H (ISED:22541-5)	

The above test sites and facilities are covered under FCC Test Firm Registration # 208313. Chambers A through C are covered under ISED company address code 2324B with site numbers 2324B -1 through 2324B-3, respectively. Chambers D through H are covered under ISED company address code 22541 with site numbers 22541 -1 through 22541-5, respectively. Chambers K and L are covered under ISED company address code 2324A with site numbers 2324A-1 and 2324A-3, respectively.

UL Verification Services Inc. is accredited by NVLAP, Laboratory Code 200065-0

## 4. CALIBRATION AND UNCERTAINTY

### 4.1. MEASURING INSTRUMENT CALIBRATION

The measuring equipment utilized to perform the tests documented in this report has been calibrated in accordance with the manufacturer's recommendations, and is traceable to recognized national standards.

### 4.2. SAMPLE CALCULATION

Where relevant, the following sample calculation is provided:

$$\begin{aligned} \text{Field Strength (dBuV/m)} &= \text{Measured Voltage (dBuV)} + \text{Antenna Factor (dB/m)} + \\ &\text{Cable Loss (dB)} - \text{Preamp Gain (dB)} \\ 36.5 \text{ dBuV} + 18.7 \text{ dB/m} + 0.6 \text{ dB} - 26.9 \text{ dB} &= 28.9 \text{ dBuV/m} \end{aligned}$$

### 4.3. MEASUREMENT UNCERTAINTY

Where relevant, the following measurement uncertainty levels have been estimated for tests performed on the apparatus:

PARAMETER	UNCERTAINTY
Worst Case Conducted Disturbance, 9KHz to 0.15 MHz	3.84 dB
Worst Case Conducted Disturbance, 0.15 to 30 MHz	3.65 dB
Worst Case Radiated Disturbance, 9KHz to 30 MHz	3.15 dB
Worst Case Radiated Disturbance, 30 to 1000 MHz	5.36 dB
Worst Case Radiated Disturbance, 1000 to 18000 MHz	4.32 dB
Worst Case Radiated Disturbance, 18000 to 26000 MHz	4.45 dB
Worst Case Radiated Disturbance, 26000 to 40000 MHz	5.24 dB

Uncertainty figures are valid to a confidence level of 95%.

---

## 5. EQUIPMENT UNDER TEST

### 5.1. EUT DESCRIPTION

The EUT is a GSM/WCDMA/LTE Phone with BT, DTS/UNII a/b/g/n/ac & NFC.

## 6. REUSE OF TEST DATA

### 6.1. INTRODUCTION

According to the manufacturer, the WLAN, Bluetooth and NFC hardware of PY7-68553B are identical to PY7-12644J. In addition PY7-68553B digital circuit is identical to PY7-12644J. Therefore the following report/data of PY7-68553B may be represented from PY7-12644J, along with the spot check verification data.

- WLAN
- Bluetooth
- NFC
- 15B

### 6.2. DEVICES DIFFERENCES

Difference between PY7-68553B and PY7-12644J:

Sony Mobile Communications Inc. hereby declares that the difference between PY7-68553B and PY7-12644J is related only to the cellular part. Therefore the WLAN/Bluetooth/NFC/15B report/data of PY7-12644J may represent for PY7-68553B.

### 6.3. SPOT CHECK VERIFICATION RESULTS SUMMARY

Spot check verification has been done on device PY7-68553B for radiated harmonic spurious and radiated band-edge. The data from the application has been verified through appropriate spot checks to demonstrate compliance for this device as shown in the summary and appendix A.

### 6.4. REFERENCE DETAIL

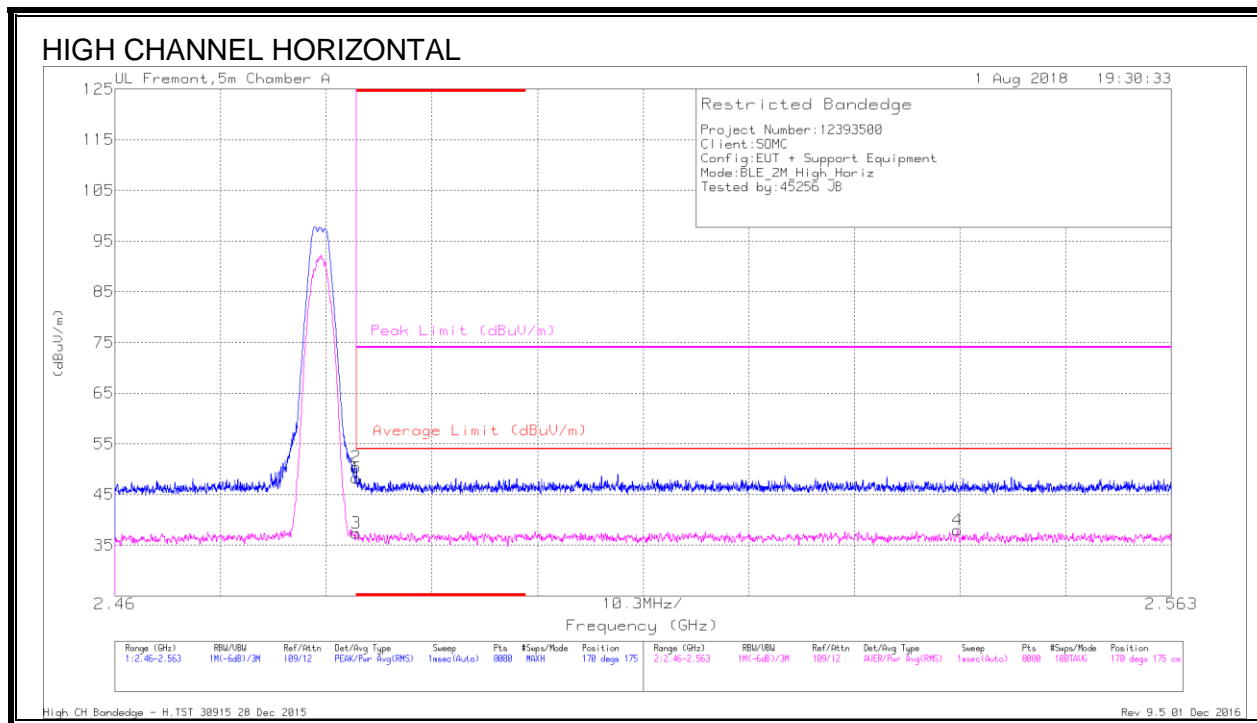
Equipment Class	Reference FCC ID	Report Title/Section
DTS (BLE)	PY7-12644J	12380932-E3 FCC Report BLE



## 7. SPOT CHECK DATA

### 7.1. BLE (2Mbps)

#### 7.1.1. BANDEDGE (HIGH CHANNEL)



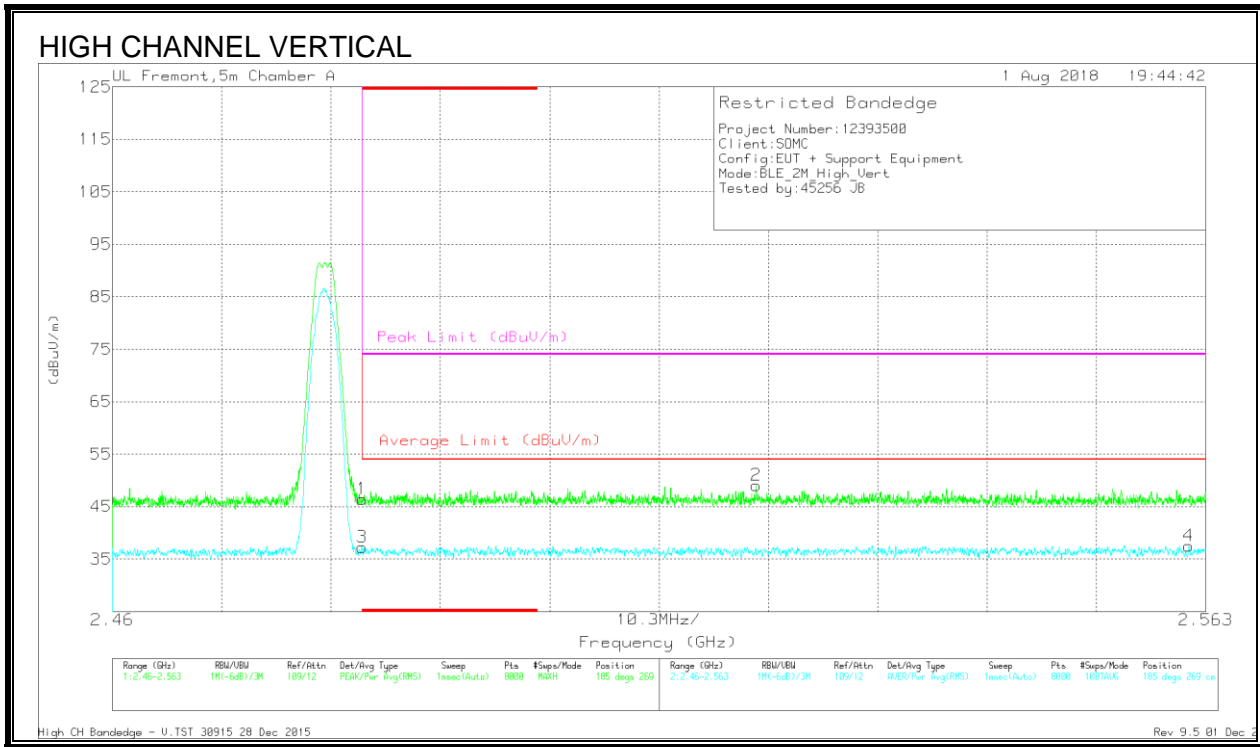
#### Trace Markers

Marker	Frequency (GHz)	Meter Reading (dBuV)	Det	AF T862 (dB/m)	Amp/Cbl/Filtr/Pad (dB)	DC Corr (dB)	Corrected Reading (dBuV/m)	Average Limit (dBuV/m)	Margin (dB)	Peak Limit (dBuV/m)	PK Margin (dB)	Azimuth (Degs)	Height (cm)	Polarity
1	* 2.484	38.87	Pk	32.3	-22.9	0	48.27	-	-	74	-25.73	170	175	H
2	* 2.484	41	Pk	32.3	-22.9	0	50.4	-	-	74	-23.6	170	175	H
3	* 2.484	27.95	RMS	32.3	-22.9	2.4	39.75	54	-14.25	-	-	170	175	H
4	2.542	28.48	RMS	32.3	-22.8	2.4	40.38	54	-13.62	-	-	170	175	H

\* - indicates frequency in CFR47 Pt 15 Restricted Band

Pk - Peak detector

RMS - RMS detection



Trace Markers

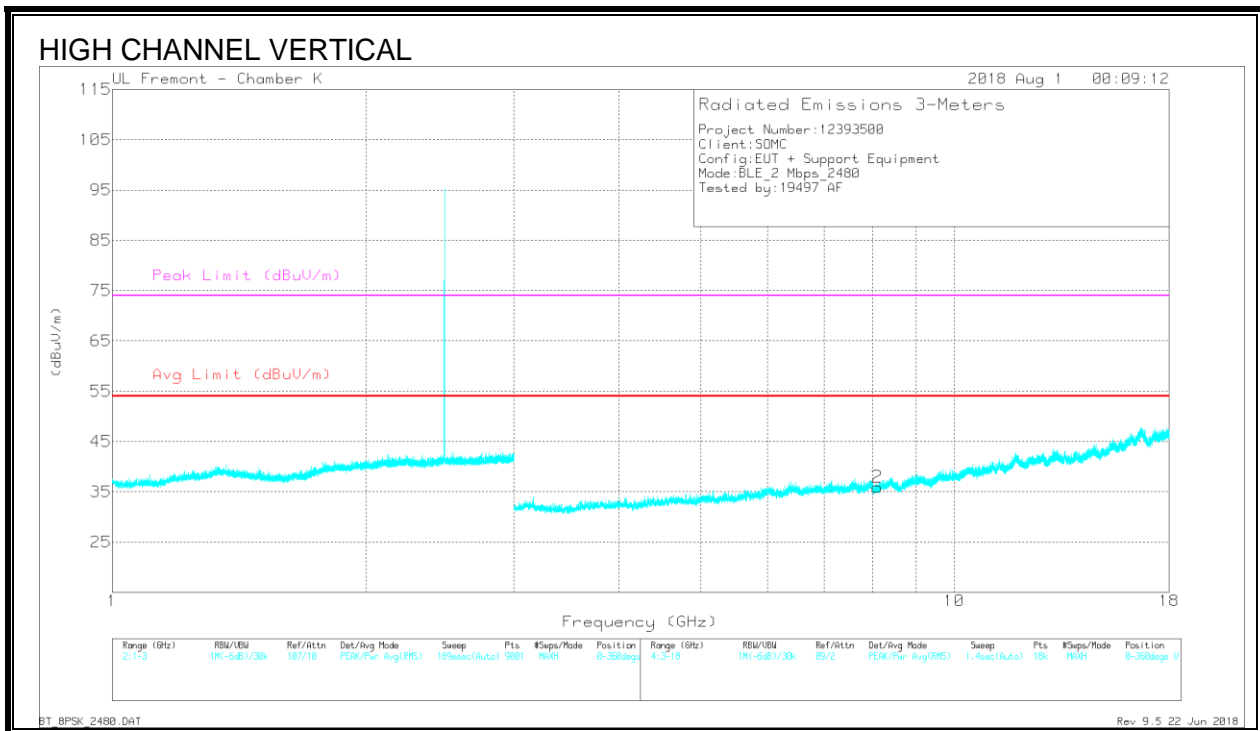
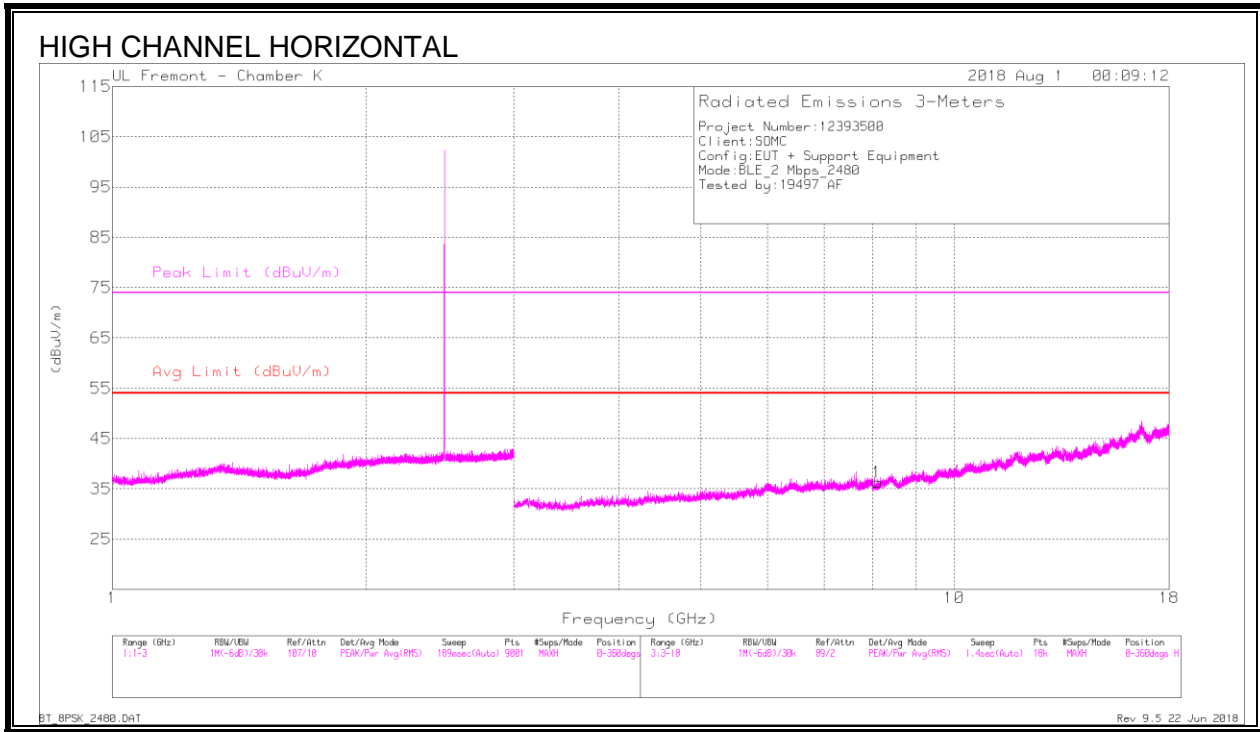
Marker	Frequency (GHz)	Meter Reading (dBuV)	Det	AF T862 (dB/m)	Amp/Cbl/Filtr/Pad (dB)	DC Corr (dB)	Corrected Reading (dBuV/m)	Average Limit (dBuV/m)	Margin (dB)	Peak Limit (dBuV/m)	PK Margin (dB)	Azimuth (Degs)	Height (cm)	Polarity
1	* 2.484	37.03	Pk	32.3	-22.9	0	46.43	-	-	74	-27.57	185	269	V
2	* 2.484	27.85	RMS	32.3	-22.9	2.4	39.65	54	-14.35	-	-	185	269	V
3	2.521	39.58	Pk	32.4	-22.9	0	49.08	-	-	74	-24.92	185	269	V
4	2.561	27.94	RMS	32.4	-22.8	2.4	39.94	54	-14.06	-	-	185	269	V

\* - indicates frequency in CFR47 Pt 15 Restricted Band

Pk - Peak detector

RMS - RMS detection

### 7.1.2. HARMONICS AND SPURIOUS EMISSIONS



Radiated Emissions

Marker	Frequency (GHz)	Meter Reading (dBuV)	Det	AF EMC4294 (dB/m)	Amp/Cbl/Filtr/Pad (dB)	DC Corr (dB)	Corrected Reading (dBuV/m)	Avg Limit (dBuV/m)	Margin (dB)	Peak Limit (dBuV/m)	PK Margin (dB)	Azimuth (Degs)	Height (cm)	Polarity
1	* 8.1	23.57	PK2	35.6	-25.5	0	33.67	-	-	74	-40.33	357	114	H
	* 8.102	23.79	MAv1	35.6	-25.5	2.4	36.29	54	-17.71	-	-	357	114	H
2	* 8.1	33.69	PK2	35.6	-25.5	0	43.79	-	-	74	-30.21	319	286	V
	* 8.101	24.17	MAv1	35.6	-25.5	2.4	36.47	54	-17.53	-	-	319	286	V

\* - indicates frequency in CFR47 Pt 15 Restricted Band

PK2 - KDB558074 Method: Maximum Peak

MAv1 - KDB558074 Option 1 Maximum RMS Average

**APPENDIX A**

<b>PY7-68553B SPOT CHECK RESULTS</b>										
Technology	Mode	Test Item	Channel	Measured Frequency	PY7-12644J		PY7-68553B		Delta (dB)	
					Peak	Ave	Peak	Ave	Peak	Ave
BLE	2Mbps	RBE	39	2488MHz	48.61	40.21	50.4	40.38	1.79	0.17
	2Mbps	RSE	39	8106MHz	47.94	38.29	43.79	36.47	-4.15	-1.82

**END OF REPORT**