


4.1.1 SYNC MODE

Photo of test setup for Mains Conducted Emissions




FRONT



BACK

4.1.2 CHARGING MODE

Photo of test setup for Mains Conducted Emissions



FRONT




BACK

4.2.1 SYNC MODE

Photo of test setup for Radiated Emissions: 30-1000 MHz




FRONT




BACK

Photo of test setup for Radiated Emissions: 1 GHz -18 GHz



FRONT




BACK

Photo of test setup for Radiated Emissions: 18 GHz-40 GHz




FRONT




BACK

4.2.2 CHARGING MODE

Photo of test setup for Radiated Emissions: 30-1000 MHz




FRONT




BACK

Photo of test setup for Radiated Emissions: 1 GHz -18 GHz



FRONT




BACK

Photo of test setup for Radiated Emissions: 18 GHz-40 GHz



FRONT



BACK