



FCC RF Test Report

APPLICANT : Sony Mobile Communications Inc.
EQUIPMENT : GSM/WCDMA/LTE Phone+Bluetooth, DTS/UNII
a/b/g/n/ac and NFC
BRAND NAME : Sony
FCC ID : PY7-48140L
STANDARD : FCC Part 15 Subpart E §15.407
CLASSIFICATION : (NII) Unlicensed National Information Infrastructure

The product was received on Jun. 27, 2017 and testing was completed on Oct. 20, 2017. We, SPORTON INTERNATIONAL INC., would like to declare that the tested sample has been evaluated in accordance with the test procedures and has been in compliance with the applicable technical standards.

The test results in this report apply exclusively to the tested model / sample. Without written approval of SPORTON INTERNATIONAL INC., the test report shall not be reproduced except in full.

Reviewed by: Joseph Lin / Supervisor

Approved by: Jones Tsai / Manager



SPORTON INTERNATIONAL INC.

No. 52, Hwa Ya 1st Rd., Hwa Ya Technology Park, Kwei-Shan District, Tao Yuan City, Taiwan, R.O.C.

SPORTON INTERNATIONAL INC.

TEL : 886-3-327-3456

FAX : 886-3-328-4978

FCC ID : PY7-48140L

Page Number : 1 of 32

Report Issued Date : Nov. 09, 2017

Report Version : Rev. 02

Report Template No.: BU5-FR15EWL Version 2.0



TABLE OF CONTENTS

SUMMARY OF TEST RESULT 4

1 GENERAL DESCRIPTION 5

 1.1 Applicant 5

 1.2 Manufacturer 5

 1.3 Product Feature of Equipment Under Test 5

 1.4 Modification of EUT 6

 1.5 Testing Location 7

 1.6 Applicable Standards 7

2 TEST CONFIGURATION OF EQUIPMENT UNDER TEST 8

 2.1 Carrier Frequency Channel 8

 2.2 Test Mode 9

 2.3 Connection Diagram of Test System 11

 2.4 Support Unit used in test configuration and system 12

 2.5 EUT Operation Test Setup 12

 2.6 Measurement Results Explanation Example 12

3 TEST RESULT 13

 3.1 26dB & 99% Occupied Bandwidth Measurement 13

 3.2 Maximum Conducted Output Power Measurement 15

 3.3 Power Spectral Density Measurement 17

 3.4 Unwanted Radiated Emission Measurement 20

 3.5 AC Conducted Emission Measurement 26

 3.6 Automatically Discontinue Transmission 28

 3.7 Antenna Requirements 29

4 LIST OF MEASURING EQUIPMENTS 30

5 UNCERTAINTY OF EVALUATION 32

APPENDIX A. CONDUCTED TEST RESULTS

APPENDIX B. AC CONDUCTED EMISSION TEST RESULT

APPENDIX C. RADIATED SPURIOUS EMISSION

APPENDIX D. RADIATED SPURIOUS EMISSION PLOTS

APPENDIX E. DUTY CYCLE PLOTS

APPENDIX F. SETUP PHOTOGRAPHS



SUMMARY OF TEST RESULT

Report Section	FCC Rule	Description	Limit	Result	Remark
3.1	15.403(i)	6dB, 26dB and 99% Occupied Bandwidth	-	Pass	-
3.2	15.407(a)	Maximum Conducted Output Power	≤ 24 dBm (depend on band)	Pass	-
3.3	15.407(a)	Power Spectral Density	≤ 11 dBm (depend on band)	Pass	-
3.4	15.407(b)	Unwanted Emissions	≤ -17, -27 dBm (depend on band)&15.209(a)	Pass	Under limit 3.29 dB at 5350.800 MHz
3.5	15.207	AC Conducted Emission	15.207(a)	Pass	Under limit 15.60 dB at 1.070 MHz
3.6	15.407(c)	Automatically Discontinue Transmission	Discontinue Transmission	Pass	-
3.7	15.203 & 15.407(a)	Antenna Requirement	N/A	Pass	-



1 General Description

1.1 Applicant

Sony Mobile Communications Inc.

4-12-3 Higashi-Shinagawa, Shinagawa-ku, Tokyo, 140-0002, Japan

1.2 Manufacturer

Sony Mobile Communications Inc.

4-12-3 Higashi-Shinagawa, Shinagawa-ku, Tokyo, 140-0002, Japan

1.3 Product Feature of Equipment Under Test

GSM/WCDMA/LTE, Bluetooth, DTS/UNII a/b/g/n/ac, FM Receiver, NFC, and GPS.

Product Specification subjective to this standard	
Antenna Type	Monopole Antenna
Antenna Gain	<5150 MHz ~ 5250 MHz> -2.2 dBi
	<5250 MHz ~ 5350 MHz> -2.6 dBi
	<5470 MHz ~ 5725 MHz> -2.4 dBi

EUT Information List			
HW Version	SW Version	S/N	Performed Test Item
A	2.27	RQ3005X7GH	RF conducted measurement
		CQ300000QJ	Radiated Spurious Emission
		CQ30000211	AC Conducted Emission



Accessory List	
AC Adapter	Model Name: UCH12
	S/N:
	VB17W34100228 (for radiated emission) VB17W34100256 (for conducted emission)
Earphone 1	Model Name: MH410c
	S/N: N/A
USB Cable	Model Name: UCB20
	S/N: N/A

Note:

1. Above EUT list and accessory list used are electrically identical per declared by manufacturer.
2. Above the accessories list are used to exercise the EUT during test.
3. For other wireless features of this EUT, test report will be issued separately.

1.4 Modification of EUT

No modifications are made to the EUT during all test items.



1.5 Testing Location

Sporton Lab is accredited to ISO 17025 by Taiwan Accreditation Foundation (TAF code : 1190) and the FCC designation No. TW1190 and TW0007 under the FCC 2.948(e) by Mutual Recognition Agreement (MRA) in FCC Test.

Test Site	SPORTON INTERNATIONAL INC.	
Test Site Location	No. 52, Hwa Ya 1 st Rd., Hwa Ya Technology Park, Kwei-Shan District, Tao Yuan City, Taiwan, R.O.C. TEL: +886-3-327-3456 FAX: +886-3-328-4978	
Test Site No.	Sporton Site No.	
	TH05-HY	CO05-HY

Note: The test site complies with ANSI C63.4 2014 requirement.

Test Site	SPORTON INTERNATIONAL INC.	
Test Site Location	No.58, Aly. 75, Ln. 564, Wenhua 3rd Rd. Guishan Dist, Taoyuan City, Taiwan (R.O.C.) TEL: +886-3-327-0868 FAX: +886-3-327-0855	
Test Site No.	Sporton Site No.	
	03CH11-HY	

Note: The test site complies with ANSI C63.4 2014 requirement.

1.6 Applicable Standards

According to the specifications of the manufacturer, the EUT must comply with the requirements of the following standards:

- ♦ FCC Part 15 Subpart E
- ♦ FCC KDB 789033 D02 General UNII Test Procedures New Rules v01r04.
- ♦ ANSI C63.10-2013

Remark:

1. All test items were verified and recorded according to the standards and without any deviation during the test.
2. This EUT has also been tested and complied with the requirements of FCC Part 15, Subpart B, recorded in a separate test report.



2 Test Configuration of Equipment Under Test

- a. The EUT has been associated with peripherals and configuration operated in a manner tended to maximize its emission characteristics in a typical application. Frequency range investigated: conduction emission (150 kHz to 30 MHz), radiation emission (9 kHz to the 10th harmonic of the highest fundamental frequency or to 40 GHz, whichever is lower). For radiated measurement, pre-scanned in three orthogonal panels, X, Y, Z. The worst cases (X plane) were recorded in this report.
- b. AC power line Conducted Emission was tested under maximum output power.

2.1 Carrier Frequency Channel

Frequency Band	Channel	Freq. (MHz)	Channel	Freq. (MHz)
5150-5250 MHz Band 1 (U-NII-1)	36	5180	44	5220
	38*	5190	46*	5230
	40	5200	48	5240
	42#	5210		

Frequency Band	Channel	Freq. (MHz)	Channel	Freq. (MHz)
5250-5350 MHz Band 2 (U-NII-2A)	52	5260	60	5300
	54*	5270	62*	5310
	56	5280	64	5320
	58#	5290		

Frequency Band	Channel	Freq. (MHz)	Channel	Freq. (MHz)
5470-5725 MHz Band 3 (U-NII-2C)	100	5500	112	5560
	102*	5510	116	5580
	104	5520	132	5660
	106#	5530	134*	5670
	108	5540	136	5680
	110*	5550	140	5700



Frequency Band	Channel	Freq. (MHz)	Channel	Freq. (MHz)
TDWR Channel	118*	5590	124	5620
	120	5600	126*	5630
	122 [#]	5610	128	5640

Frequency Band	Channel	Freq. (MHz)	Channel	Freq. (MHz)
Straddle Channel	138 [#]	5690	144	5720
	142*	5710		

Note:

1. The above Frequency and Channel in "*" were 802.11n HT40 and 802.11ac VHT40.
2. The above Frequency and Channel in "[#]" were 802.11ac VHT80.

2.2 Test Mode

Final test mode of conducted test items and radiated spurious emissions are considering the modulation and worse data rates as below table.

For radiated spurious emission test cases, the 802.11n mode is covered by 802.11ac mode during preliminary tests as below.

Modulation	Data Rate
802.11a	6 Mbps
802.11n HT20	MCS0
802.11n HT40	MCS0
802.11ac VHT20	MCS0
802.11ac VHT40	MCS0
802.11ac VHT80	MCS0

Test Cases	
AC Conducted Emission	Mode 1 : Bluetooth Link + WLAN (5GHz) Link + Earphone 1 + Battery + USB Cable (Charging from Adapter)



Ch. #		Band I : 5150-5250 MHz	Band II : 5250-5350 MHz	Band III : 5470-5725MHz
		802.11a	802.11a	802.11a
L	Low	36	52	100
M	Middle	44	60	116
H	High	48	64	140
Straddle		-	-	144

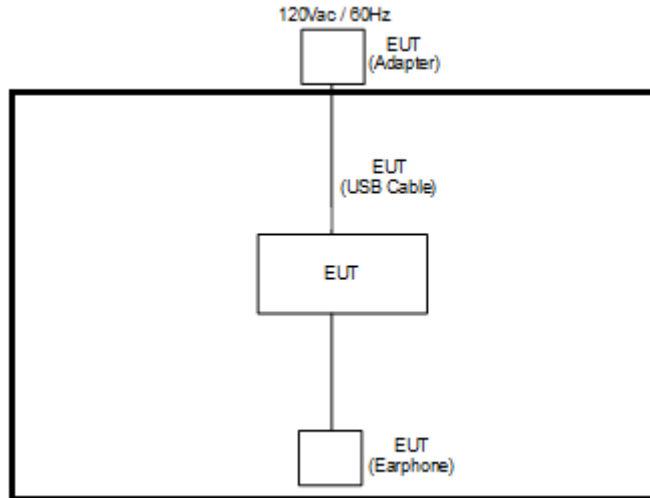
Ch. #		Band I : 5150-5250 MHz	Band II : 5250-5350 MHz	Band III : 5470-5725MHz
		802.11ac VHT20	802.11ac VHT20	802.11ac VHT20
L	Low	36	52	100
M	Middle	44	60	116
H	High	48	64	140
Straddle		-	-	144

Ch. #		Band I : 5150-5250 MHz	Band II : 5250-5350 MHz	Band III : 5470-5725MHz
		802.11ac VHT40	802.11ac VHT40	802.11ac VHT40
L	Low	38	54	102
M	Middle	-	-	110
H	High	46	62	134
Straddle		-	-	142

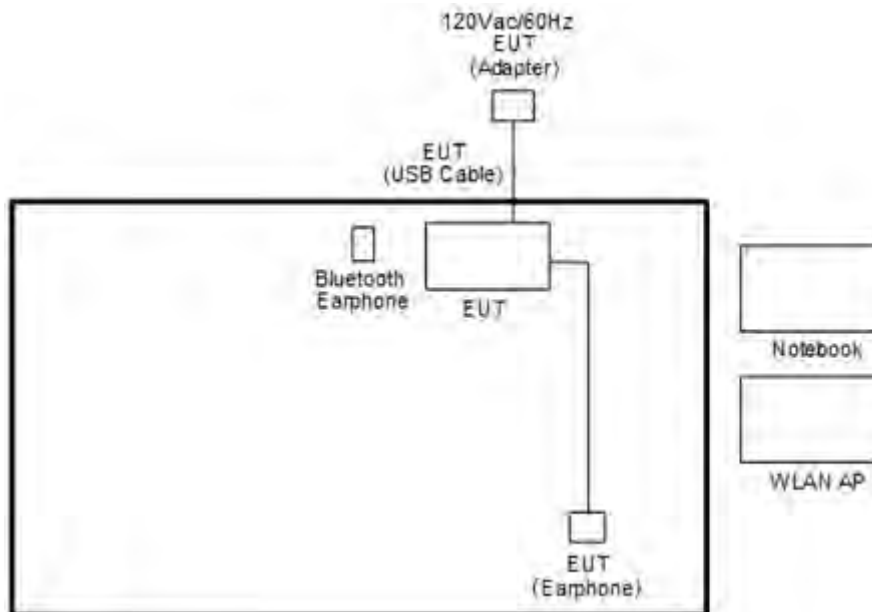
Ch. #		Band I : 5150-5250 MHz	Band II : 5250-5350 MHz	Band III : 5470-5725MHz
		802.11ac VHT80	802.11ac VHT80	802.11ac VHT80
L	Low	-	-	106
M	Middle	42	58	-
H	High	-	-	-
Straddle		-	-	138

2.3 Connection Diagram of Test System

<WLAN Tx Mode>



<AC Conducted Emission Mode>





2.4 Support Unit used in test configuration and system

Item	Equipment	Trade Name	Model Name	FCC ID	Data Cable	Power Cord
1.	Bluetooth Earphone	Sony	SBH20	PY7-RD0010	N/A	N/A
2.	WLAN AP	ASUS	RT-AC66U	MSQ-RTAC66U	N/A	Unshielded, 1.8 m
3.	Notebook	DELL	Latitude E6320	FCC DoC/ Contains FCC ID: QDS-BRCM1054	N/A	AC I/P: Unshielded, 1.2 m DC O/P: Shielded, 1.8 m
4.	SD Card	SanDisk	MicroSD HC	FCC DoC	N/A	N/A

2.5 EUT Operation Test Setup

The RF test items, an engineering test program was provided and enabled to make EUT continuous transmit/receive.

2.6 Measurement Results Explanation Example

For all conducted test items:

The offset level is set in the spectrum analyzer to compensate the RF cable loss and attenuator factor between EUT conducted output port and spectrum analyzer. With the offset compensation, the spectrum analyzer reading level is exactly the EUT RF output level.

Example :

The spectrum analyzer offset is derived from RF cable loss and attenuator factor.

Offset = RF cable loss + attenuator factor.

Following shows an offset computation example with cable loss 4.2 dB and 10dB attenuator.

$$\begin{aligned} \text{Offset(dB)} &= \text{RF cable loss(dB)} + \text{attenuator factor(dB)}. \\ &= 4.2 + 10 = 14.2 \text{ (dB)} \end{aligned}$$

3 Test Result

3.1 26dB & 99% Occupied Bandwidth Measurement

3.1.1 Description of 26dB & 99% Occupied Bandwidth

This section is for reporting purpose only.

There is no restriction limits for bandwidth.

For Straddle Channel, According to KDB 789033 D02 General UNII Test Procedures New Rules v01r04, If the power and PSD of the devices are uniform and comply with the lower limits specified for the U-NII-2 bands, a single measurement over the entire emission bandwidth can be performed to show compliance.

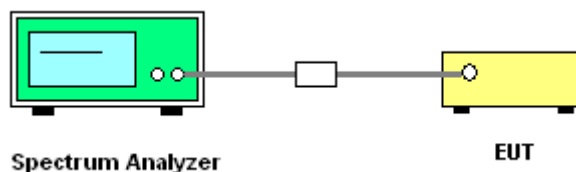
3.1.2 Measuring Instruments

The measuring equipment is listed in the section 4 of this test report.

3.1.3 Test Procedures

1. The testing follows FCC KDB 789033 D02 General UNII Test Procedures New Rules v01r04. Section C) Emission bandwidth
2. Set RBW = approximately 1% of the emission bandwidth.
3. Set the VBW > RBW.
4. Detector = Peak.
5. Trace mode = max hold
6. Measure the maximum width of the emission that is 26 dB down from the peak of the emission. Compare this with the RBW setting of the analyzer. Readjust RBW and repeat measurement as needed until the RBW/EBW ratio is approximately 1%.
7. For 99% Bandwidth Measurement, the spectrum analyzer's resolution bandwidth (RBW) is set 1MHz and set the Video bandwidth (VBW) $\geq 3 * RBW$.
8. Measure and record the results in the test report.

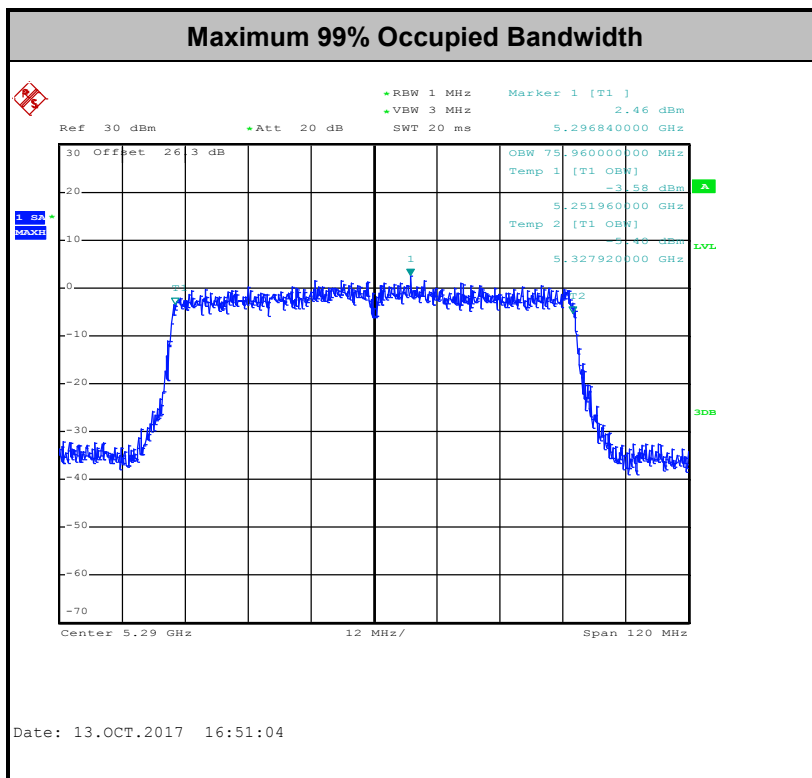
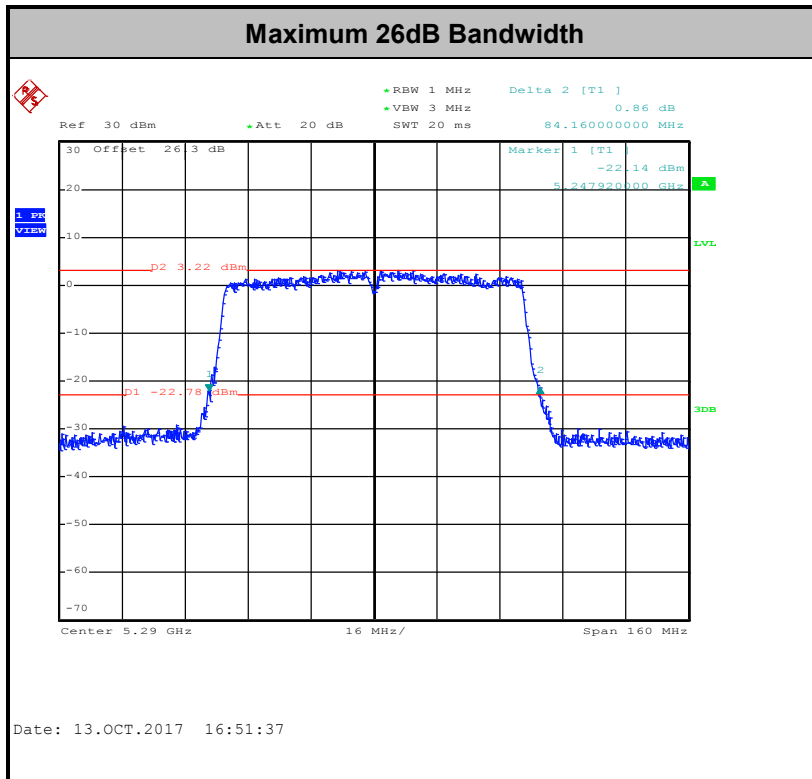
3.1.4 Test Setup





3.1.5 Test Result of 26dB & 99% Occupied Bandwidth Plots

Please refer to Appendix A.



Note : The occupied channel bandwidth is maintained within the band of operation for all of the modulations.



3.2 Maximum Conducted Output Power Measurement

3.2.1 Limit of Maximum Conducted Output Power

<FCC 14-30 CFR 15.407>

For mobile and portable client devices in the 5.15–5.25 GHz band, the maximum conducted output power over the frequency band of operation shall not exceed 250 mW.

For the 5.25–5.725 GHz bands, the maximum conducted output power over the frequency bands of operation shall not exceed the lesser of 250 mW or $11 \text{ dBm} + 10 \log B$, where B is the 26 dB emission bandwidth in megahertz.

If transmitting antennas of directional gain greater than 6 dBi are used, the peak output power shall be reduced by the amount in dB that the directional gain of the antenna exceeds 6 dBi.

Note that U-NII-2 band, devices with a maximum e.i.r.p. greater than 500 mW shall implement TPC in order to have the capability to operate at least 6 dB below the maximum permitted e.i.r.p. of 1 W.

For Straddle Channel, According to KDB 789033 D02 General UNII Test Procedures New Rules v01r04. If the power and PSD of the devices are uniform and comply with the lower limits specified for the U-NII-2 bands, a single measurement over the entire emission bandwidth can be performed to show compliance.

3.2.2 Measuring Instruments

The measuring equipment is listed in the section 4 of this test report.

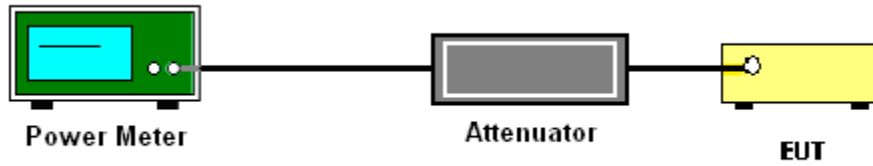
3.2.3 Test Procedures

The testing follows Method PM of FCC KDB 789033 D02 General UNII Test Procedures New Rules v01r04.

Method PM (Measurement using an RF average power meter):

1. Measurement is performed using a wideband RF power meter.
2. The EUT is configured to transmit continuously with a consistent duty cycle at its maximum power control level.
3. Measure the average power of the transmitter, and the average power is corrected with duty factor, $10 \log(1/x)$, where x is the duty cycle.

3.2.4 Test Setup



3.2.5 Test Result of Maximum Conducted Output Power

Please refer to Appendix A.



3.3 Power Spectral Density Measurement

3.3.1 Limit of Power Spectral Density

<FCC 14-30 CFR 15.407>

For mobile and portable client devices in the 5.15–5.25 GHz band, the maximum power spectral density shall not exceed 11dBm in any 1 megahertz band.

For the 5.25–5.725 GHz bands, the maximum power spectral density shall not exceed 11 dBm in any 1 megahertz band.

If transmitting antennas of directional gain greater than 6 dBi are used, the peak output power shall be reduced by the amount in dB that the directional gain of the antenna exceeds 6 dBi.

For Straddle Channel, According to KDB 789033 D02 General UNII Test Procedures New Rules v01r04, If the power and PSD of the devices are uniform and comply with the lower limits specified for the U-NII-2 bands, a single measurement over the entire emission bandwidth can be performed to show compliance.

3.3.2 Measuring Instruments

The measuring equipment is listed in the section 4 of this test report.

3.3.3 Test Procedures

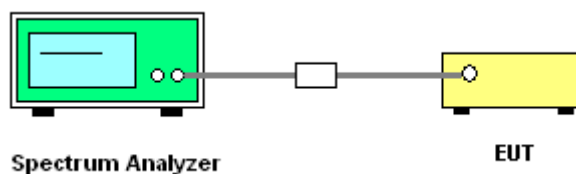
The testing follows FCC KDB 789033 D02 General UNII Test Procedures New Rules v01r04.
Section F) Maximum power spectral density.

Method SA-2

(trace averaging across on and off times of the EUT transmissions, followed by duty cycle correction).

1. The testing follows Method SA-2 of FCC KDB 789033 D02 General UNII Test Procedures New Rules v01r04.
 - Measure the duty cycle.
 - Set span to encompass the entire emission bandwidth (EBW) of the signal.
 - Set RBW = 1 MHz.
 - Set VBW \geq 3 MHz.
 - Number of points in sweep \geq 2 Span / RBW.
 - Sweep time = auto.
 - Detector = RMS
 - Trace average at least 100 traces in power averaging mode.
 - Add $10 \log(1/x)$, where x is the duty cycle, to the measured power in order to compute the average power during the actual transmission times. For example, add $10 \log(1/0.25) = 6$ dB if the duty cycle is 25 percent.
2. The RF output of EUT was connected to the spectrum analyzer by a low loss cable.
3. Each plot has already offset with cable loss, and attenuator loss. Measure the PPSD and record it.

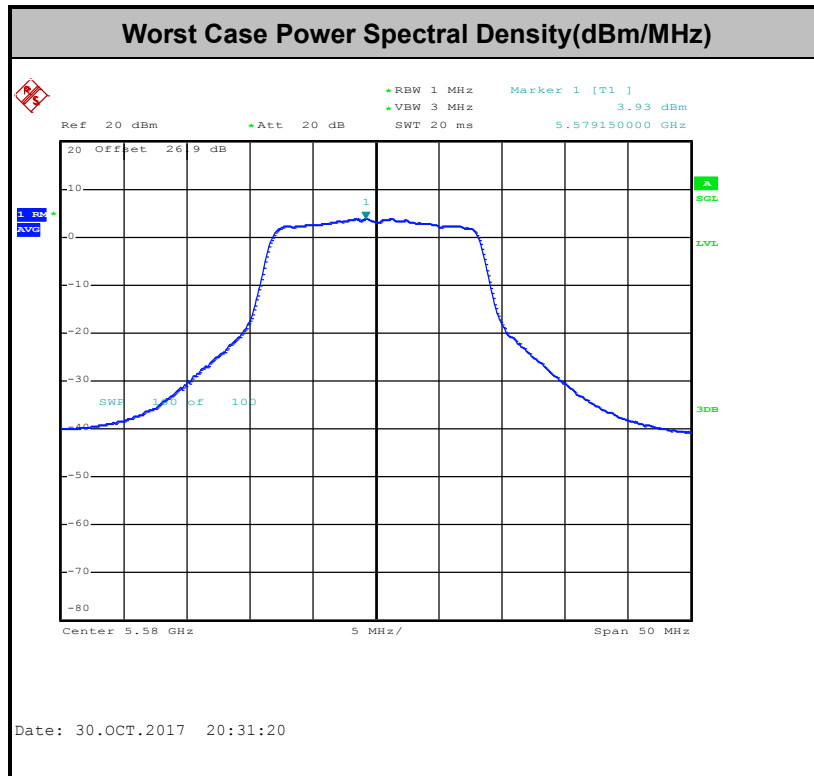
3.3.4 Test Setup





3.3.5 Test Result of Power Spectral Density

Please refer to Appendix A.



Note: Average Power Density (dB) = Measured value+ Duty Factor



3.4 Unwanted Radiated Emission Measurement

This section is to measure unwanted emissions through radiated measurement for band edge spurious emissions and out of band emissions measurement.

3.4.1 Limit of Unwanted Emissions

- (1) For transmitters operating in the 5150-5250 MHz band: all emissions outside of the 5150-5350 MHz band shall not exceed an EIRP of -27dBm/MHz.

For transmitters operating in the 5250-5350 MHz band: all emissions outside of the 5150-5350 MHz band shall not exceed an EIRP of -27 dBm/MHz. Devices operating in the 5250-5350 MHz band that generate emissions in the 5150-5250 MHz band must meet all applicable technical requirements for operation in the 5150-5250 MHz band (including indoor use) or alternatively meet an out-of-band emission EIRP limit of -27 dBm/MHz in the 5150-5250 MHz band.

For transmitters operating in the 5470-5725MHz band: all emissions outside of the 5470-5725MHz band shall not exceed an EIRP of -27 dBm/MHz.

- (2) Unwanted spurious emissions fallen in restricted bands shall comply with the general field strength limits as below table,

Frequency (MHz)	Field Strength (microvolts/meter)	Measurement Distance (meters)
0.009 – 0.490	2400/F(kHz)	300
0.490 – 1.705	24000/F(kHz)	30
1.705 – 30.0	30	30
30 – 88	100	3
88 – 216	150	3
216 - 960	200	3
Above 960	500	3

Note: The following formula is used to convert the EIRP to field strength.

$$E = \frac{1000000\sqrt{30P}}{3} \mu\text{V/m, where P is the eirp (Watts)}$$



EIRP (dBm)	Field Strength at 3m (dBμV/m)
-17	78.3
- 27	68.3

(3) KDB789033 D02 v01r04 G)2)c)

- (i) Sections 15.407(b)(1) to (b)(3) specify the unwanted emission limits for the U-NII-1 and U-NII-2 bands. As specified, emissions above 1000 MHz that are outside of the restricted bands are subject to a peak emission limit of -27 dBm/MHz.³
- (ii) Section 15.407(b)(4) specifies the unwanted emission limit for the U-NII-3 band. A band emissions mask is specified in Section 15.407(b)(4)(i). The emission limits are in terms of a Peak detector. An alternative to the band emissions mask is specified in Section 15.407(b)(4)(ii). The alternative limits are based on the highest antenna gain specified in the filing. There are also marketing and importation restrictions for the devices using the alternative limit.⁴

Note 3: An out-of-band emission that complies with both the average and peak limits of Section 15.209 is not required to satisfy the -27 dBm/MHz peak emission limit.

Note 4: Only devices with antenna gains of 10 dBi or less may be approved using the emission limits specified in Section 15.247(d) till March 2, 2018; all other devices operating in this band must use the mask specified in Section 15.407(b)(4)(i).

3.4.2 Measuring Instruments

The measuring equipment is listed in the section 4 of this test report.



3.4.3 Test Procedures

1. The testing follows FCC KDB 789033 D02 General UNII Test Procedures New Rules v01r04. Section G) Unwanted emissions measurement.

(1) Procedure for Unwanted Emissions Measurements Below 1000MHz

- RBW = 120 kHz
- VBW = 300 kHz
- Detector = Peak
- Trace mode = max hold

(2) Procedure for Peak Unwanted Emissions Measurements Above 1000 MHz

- RBW = 1 MHz
- VBW \geq 3 MHz
- Detector = Peak
- Sweep time = auto
- Trace mode = max hold

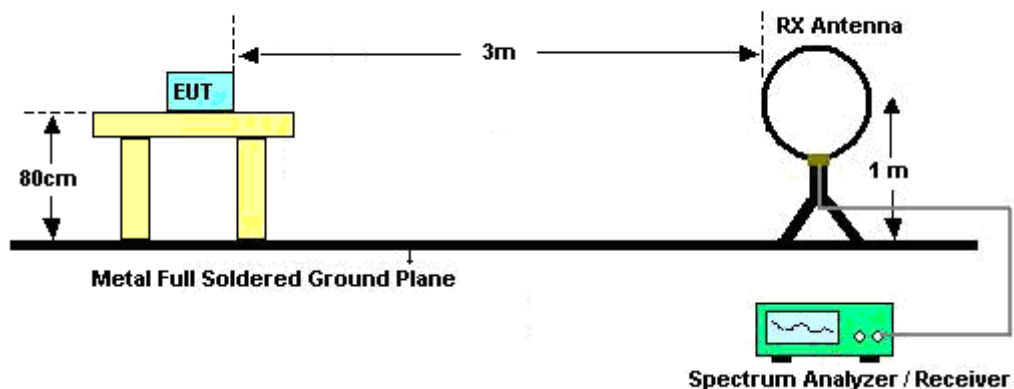
(3) Procedures for Average Unwanted Emissions Measurements Above 1000MHz

- RBW = 1 MHz
- VBW = 10 Hz, when duty cycle is no less than 98 percent.
- VBW \geq 1/T, when duty cycle is less than 98 percent where T is the minimum transmission duration over which the transmitter is on and is transmitting at its maximum power control level for the tested mode of operation.

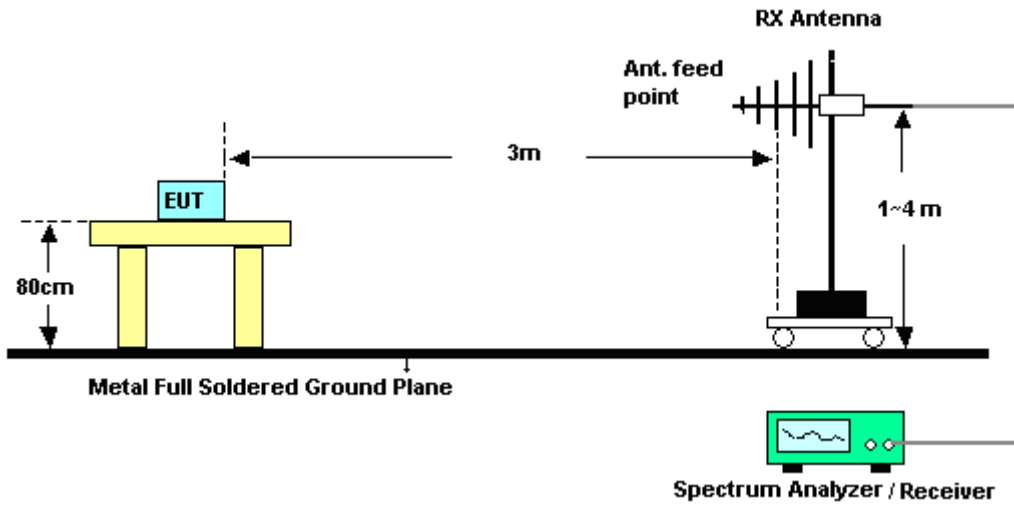
2. The EUT was placed on a turntable with 0.8 meter for frequency below 1GHz and 1.5 meter for frequency above 1GHz respectively above ground.
3. The EUT was set 3 meters from the interference receiving antenna which was mounted on the top of a variable height antenna tower.
4. The antenna is a broadband antenna and its height is adjusted between one meter and four meters above ground to find the maximum value of the field strength for both horizontal polarization and vertical polarization of the antenna.
5. For each suspected emission, the EUT was arranged to its worst case and then adjust the antenna tower (from 1 m to 4 m) and turntable (from 0 degree to 360 degrees) to find the maximum reading.
6. For testing below 1GHz, if the emission level of the EUT in peak mode was 3 dB lower than the limit specified, then peak values of EUT will be reported, otherwise, the emissions will be repeated one by one using the CISPR quasi-peak method and reported.
7. For testing above 1GHz, the emission level of the EUT in peak mode was 20dB lower than average limit (that means the emission level in average mode also complies with the limit in average mode), then peak values of EUT will be reported, otherwise, the emissions will be measured in average mode again and reported.

3.4.4 Test Setup

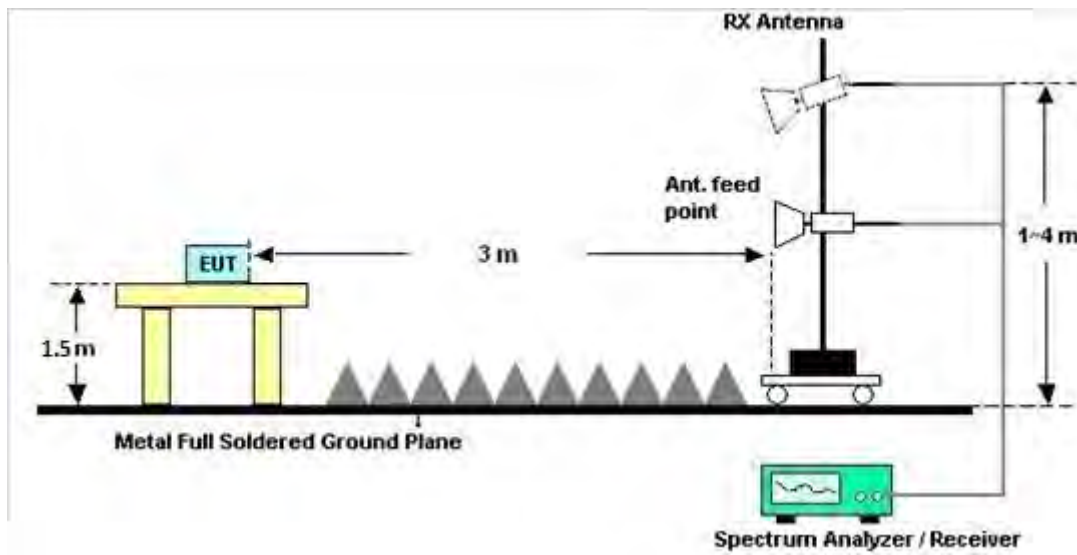
For radiated emissions below 30MHz



For radiated emissions from 30MHz to 1GHz



For radiated emissions above 1GHz





3.4.5 Test Results of Radiated Spurious Emissions (9 kHz ~ 30 MHz)

The low frequency, which started from 9 kHz to 30MHz, was pre-scanned and the result which was 20dB lower than the limit line was not reported.

There is a comparison data of both open-field test site and semi-Anechoic chamber, and the result came out very similar.

3.4.6 Test Result of Radiated Spurious at Band Edges

Please refer to Appendix C and D.

3.4.7 Duty Cycle

Please refer to Appendix E.

3.4.8 Test Result of Radiated Spurious Emissions (30MHz ~ 10th Harmonic)

Please refer to Appendix C and D.



3.5 AC Conducted Emission Measurement

3.5.1 Limit of AC Conducted Emission

For equipment that is designed to be connected to the public utility (AC) power line, the radio frequency voltage that is conducted back onto the AC power line on any frequency or frequencies within the band 150 kHz to 30 MHz shall not exceed the limits in the following table.

Frequency of emission (MHz)	Conducted limit (dB μ V)	
	Quasi-peak	Average
0.15-0.5	66 to 56*	56 to 46*
0.5-5	56	46
5-30	60	50

*Decreases with the logarithm of the frequency.

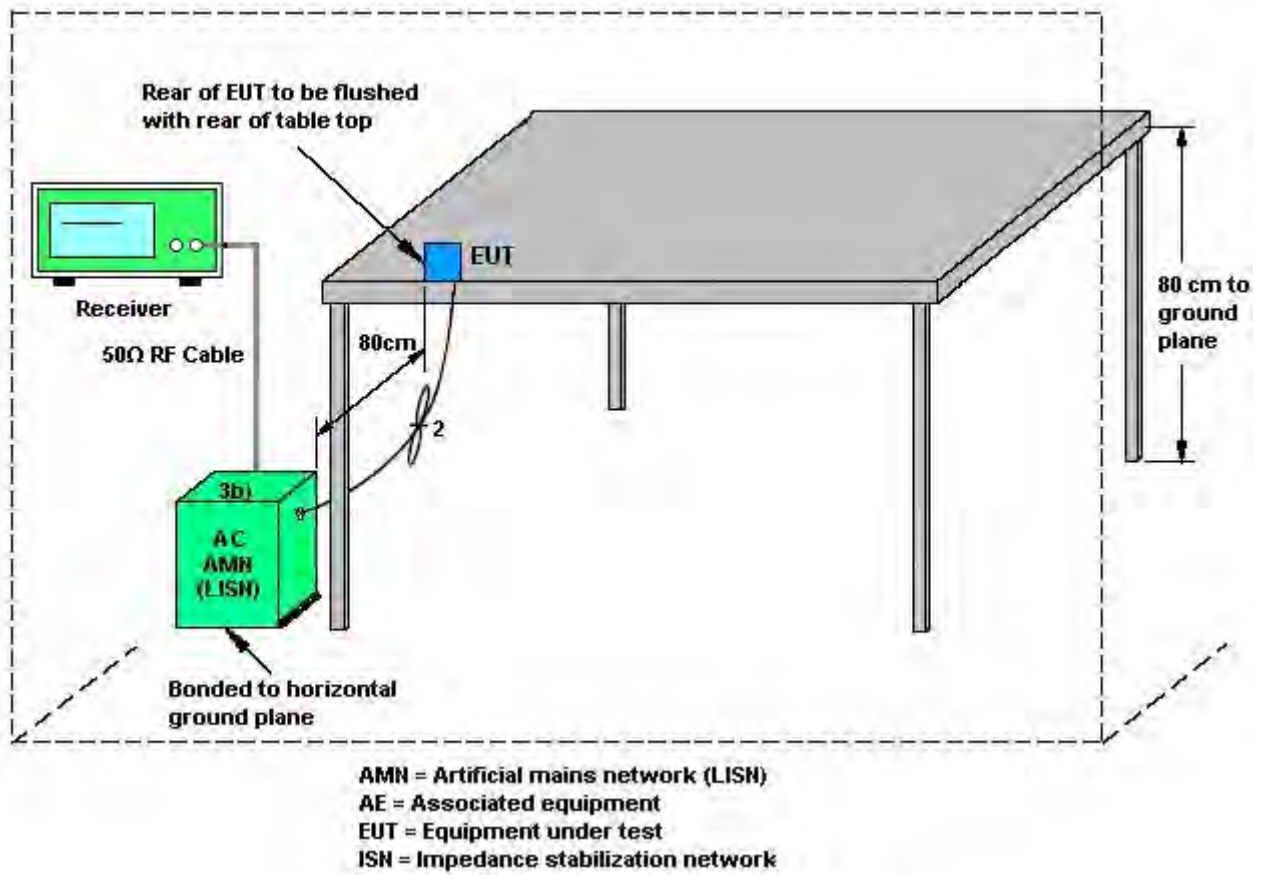
3.5.2 Measuring Instruments

The measuring equipment is listed in the section 4 of this test report.

3.5.3 Test Procedures

1. The EUT was placed 0.4 meter from the conducting wall of the shielding room was kept at least 80 centimeters from any other grounded conducting surface.
2. Connect EUT to the power mains through a line impedance stabilization network (LISN).
3. All the support units are connecting to the other LISN.
4. The LISN provides 50 ohm coupling impedance for the measuring instrument.
5. The FCC states that a 50 ohm, 50 microhenry LISN should be used.
6. Both sides of AC line were checked for maximum conducted interference.
7. The frequency range from 150 kHz to 30 MHz was searched.
8. Set the test-receiver system to Peak Detect Function and specified bandwidth with Maximum Hold Mode.

3.5.4 Test Setup



3.5.5 Test Result of AC Conducted Emission

Please refer to Appendix B.



3.6 Automatically Discontinue Transmission

3.6.1 Limit of Automatically Discontinue Transmission

The device shall automatically discontinue transmission in case of either absence of information to transmit or operational failure. These provisions are not intended to preclude the transmission of control or signaling information or the use of repetitive codes used by certain digital technologies to complete frame or burst intervals. Applicants shall include in their application for equipment authorization to describe how this requirement is met.

3.6.2 Measuring Instruments

The measuring equipment is listed in the section 4 of this test report.

3.6.3 Test Result of Automatically Discontinue Transmission

While the EUT is not transmitting any information, the EUT can automatically discontinue transmission and become standby mode for power saving. The EUT can detect the controlling signal of ACK message transmitting from remote device and verify whether it shall resend or discontinue transmission.



3.7 Antenna Requirements

3.7.1 Standard Applicable

If transmitting antenna directional gain is greater than 6 dBi, both the peak transmit power and the peak power spectral density shall be reduced by the amount in dB that the directional gain of the antenna exceeds 6 dBi.

3.7.2 Antenna Anti-Replacement Construction

An embedded-in antenna design is used.

3.7.3 Antenna Gain

The antenna gain is less than 6 dBi. Therefore, it is not necessary to reduce maximum peak output power limit.



4 List of Measuring Equipments

Instrument	Manufacturer	Model No.	Serial No.	Characteristics	Calibration Date	Test Date	Due Date	Remark
Power Meter	Anritsu	ML2495A	1240001	N/A	Sep. 07, 2017	Sep. 25, 2017 ~ Oct. 20, 2017	Sep. 06, 2018	Conducted (TH05-HY)
Power Sensor	Anritsu	MA2411B	1207349	300MHz~40GHz	Sep. 07, 2017	Sep. 25, 2017 ~ Oct. 20, 2017	Sep. 06, 2018	Conducted (TH05-HY)
Spectrum Analyzer	Rohde & Schwarz	FSP30	101067	9kHz ~ 30GHz	Nov. 17, 2016	Sep. 25, 2017 ~ Oct. 20, 2017	Nov. 16, 2017	Conducted (TH05-HY)
Hygrometer	TECEPEL	DTM-303B	TP157151	N/A	Mar. 20, 2017	Sep. 25, 2017 ~ Oct. 20, 2017	Mar. 19, 2018	Conducted (TH05-HY)
RF Cable	HUBER + SUHNER	SUCOFLEX 104	MY84209521	1GHz~26GHz	Dec. 02, 2016	Sep. 25, 2017 ~ Oct. 20, 2017	Dec. 01, 2017	Conducted (TH05-HY)
Temperature Chamber	ESPEC	SH-641	92013720	-40°C ~90°C	Aug. 28, 2017	Sep. 25, 2017 ~ Oct. 20, 2017	Aug. 27, 2018	Conducted (TH05-HY)
AC Power Source	ChainTek	APC-1000W	N/A	N/A	N/A	Oct. 14, 2017	N/A	Conduction (CO05-HY)
EMI Test Receiver	Rohde & Schwarz	ESCI 7	100724	9kHz~7GHz	Sep. 20, 2017	Oct. 14, 2017	Sep. 19, 2018	Conduction (CO05-HY)
Hygrometer	Testo	608-H1	34913912	N/A	Mar. 20, 2017	Oct. 14, 2017	Mar. 19, 2018	Conduction (CO05-HY)
LISN	Rohde & Schwarz	ENV216	100080	9kHz~30MHz	Nov. 29, 2016	Oct. 14, 2017	Nov. 28, 2017	Conduction (CO05-HY)
LF Cable	HUBER + SUHNER	RG-214/U	LF01	N/A	Jan. 05, 2017	Oct. 14, 2017	Jan. 04, 2018	Conduction (CO05-HY)
Test Software	N/A	EMC32	8.40.0	N/A	N/A	Oct. 14, 2017	N/A	Conduction (CO05-HY)
Loop Antenna	Rohde & Schwarz	HFH2-Z2	100488	9 kHz~30 MHz	Oct. 20, 2016	Sep. 27, 2017 ~ Sep. 29, 2017	Oct. 19, 2018	Radiation (03CH11-HY)
Bilog Antenna	TESEQ	CBL 6111D&N-6-06	35414&AT-N 0602	30MHz~1GHz	Oct. 15, 2016	Sep. 27, 2017 ~ Sep. 29, 2017	Oct. 14, 2017	Radiation (03CH11-HY)
Horn Antenna	SCHWARZBECK	BBHA 9120 D	9120D-1326	1GHz ~ 18GHz	Oct. 07, 2016	Sep. 27, 2017 ~ Sep. 29, 2017	Oct. 06, 2017	Radiation (03CH11-HY)
SHF-EHF Horn Antenna	SCHWARZBECK	BBHA 9170	BBHA917058 4	18GHz- 40GHz	Nov. 08, 2016	Sep. 27, 2017 ~ Sep. 29, 2017	Nov. 07, 2017	Radiation (03CH11-HY)
Spectrum Analyzer	Keysight	N9010A	MY54200486	10Hz ~ 44GHz	Oct. 12, 2016	Sep. 27, 2017 ~ Sep. 29, 2017	Oct. 11, 2017	Radiation (03CH11-HY)
EMI Test Receiver	Agilent	N9038A(MXE)	MY53290053	20Hz to 26.5GHz	Jan. 12, 2017	Sep. 27, 2017 ~ Sep. 29, 2017	Jan. 11, 2018	Radiation (03CH11-HY)
Amplifier	MITEQ	TTA1840-35-H G	1871923	18GHz~40GHz, VSWR : 2.5:1 max	Jul. 18, 2017	Sep. 27, 2017 ~ Sep. 29, 2017	Jul. 17, 2018	Radiation (03CH11-HY)
Amplifier	SONOMA	310N	187312	9kHz~1GHz	Nov. 10, 2016	Sep. 27, 2017 ~ Sep. 29, 2017	Nov. 09, 2017	Radiation (03CH11-HY)
Preamplifier	MITEQ	AMF-7D-0010 1800-30-10P	1902247	1GHz~18GHz	Jun. 23, 2017	Sep. 27, 2017 ~ Sep. 29, 2017	Jun. 22, 2018	Radiation (03CH11-HY)
Preamplifier	Keysight	83017A	MY53270080	1GHz~26.5GHz	Nov. 10, 2016	Sep. 27, 2017 ~ Sep. 29, 2017	Nov. 09, 2017	Radiation (03CH11-HY)



Instrument	Manufacturer	Model No.	Serial No.	Characteristics	Calibration Date	Test Date	Due Date	Remark
Hygrometer	TECEPEL	DTM-303B	TP140349	N/A	Nov. 14, 2016	Sep. 27, 2017 ~ Sep. 29, 2017	Nov. 13, 2017	Radiation (03CH11-HY)
RF Cable	HUBER + SUHNER	SUCOFLEX 104	MY24958/4, MY28653/4, MY9839/4PE	26GHz~40GHz	Jan. 10, 2017	Sep. 27, 2017 ~ Sep. 29, 2017	Jan. 09, 2018	Radiation (03CH11-HY)
RF Cable	HUBER + SUHNER	SUCOFLEX 104	MY24958/4, MY28653/4, MY9839/4PE	1GHz~26GHz	Jan. 10, 2017	Sep. 27, 2017 ~ Sep. 29, 2017	Jan. 09, 2018	Radiation (03CH11-HY)
RF Cable	HUBER + SUHNER	SUCOFLEX 104	MY24958/4, MY28653/4, MY9839/4PE	30MHz~1GHz	Jan. 10, 2017	Sep. 27, 2017 ~ Sep. 29, 2017	Jan. 09, 2018	Radiation (03CH11-HY)
Controller	EMEC	EM 1000	N/A	Control Turn table & Ant Mast	N/A	Sep. 27, 2017 ~ Sep. 29, 2017	N/A	Radiation (03CH11-HY)
Antenna Mast	EMEC	AM-BS-4500-B	N/A	1~4m	N/A	Sep. 27, 2017 ~ Sep. 29, 2017	N/A	Radiation (03CH11-HY)
Turn Table	EMEC	TT 2000	N/A	0~360 Degree	N/A	Sep. 27, 2017 ~ Sep. 29, 2017	N/A	Radiation (03CH11-HY)
Test Software	Audix	E3	6.2009-8-24	N/A	N/A	Sep. 27, 2017 ~ Sep. 29, 2017	N/A	Radiation (03CH11-HY)
Filter	Wainwright	WLKS1200-12 SS	SN2	1.2G Low Pass	Mar. 24, 2017	Sep. 27, 2017 ~ Sep. 29, 2017	Mar. 23, 2018	Radiation (03CH11-HY)
Filter	Wainwright	WHKX12-2700 -3000-18000-6 0SS	SN2	3G High Pass	Sep. 18, 2017	Sep. 27, 2017 ~ Sep. 29, 2017	Sep. 17, 2018	Radiation (03CH11-HY)
Filter	Woken	WHKX8-5272. 5-6750-18000- 40ST	SN2	6.75G Highpass	Mar. 22, 2017	Sep. 27, 2017 ~ Sep. 29, 2017	Mar. 21, 2018	Radiation (03CH11-HY)



5 Uncertainty of Evaluation

Uncertainty of Conducted Emission Measurement (150kHz ~ 30MHz)

Measuring Uncertainty for a Level of Confidence of 95% ($U = 2Uc(y)$)	2.70
-------------------------------------------------------------------------	------

Uncertainty of Radiated Emission Measurement (30 MHz ~ 1000 MHz)

Measuring Uncertainty for a Level of Confidence of 95% ($U = 2Uc(y)$)	5.20
-------------------------------------------------------------------------	------

Uncertainty of Radiated Emission Measurement (1000 MHz ~ 18000 MHz)

Measuring Uncertainty for a Level of Confidence of 95% ($U = 2Uc(y)$)	5.50
-------------------------------------------------------------------------	------

Uncertainty of Radiated Emission Measurement (18000 MHz ~ 40000 MHz)

Measuring Uncertainty for a Level of Confidence of 95% ($U = 2Uc(y)$)	5.20
-------------------------------------------------------------------------	------

Appendix A. Test Result of Conducted Test Items

Test Engineer:	AC Chang /Aking chang	Temperature:	21~25	°C
Test Date:	2017/9/25~2017/11/02	Relative Humidity:	51~54	%

TEST RESULTS DATA
26dB and 99% OBW

Band I										
Mod.	Data Rate	NTX	CH.	Freq. (MHz)	99% Bandwidth (MHz)	26 dB Bandwidth (MHz)	IC 99% Bandwidth Power Limit (dBm)	IC 99% Bandwidth EIRP Limit (dBm)		
11a	6Mbps	1	36	5180	17.45	25.55	-	22.42		
11a	6Mbps	1	44	5220	17.40	25.20	-	22.41		
11a	6Mbps	1	48	5240	17.55	26.05	-	22.44		
VHT20	MCS0	1	36	5180	18.55	26.40	-	22.68		
VHT20	MCS0	1	44	5220	18.70	26.35	-	22.72		
VHT20	MCS0	1	48	5240	18.65	26.10	-	22.71		
VHT40	MCS0	1	38	5190	36.70	42.03	-	23.01		
VHT40	MCS0	1	46	5230	36.60	41.94	-	23.01		
VHT80	MCS0	1	42	5210	75.84	83.52	-	23.01		

TEST RESULTS DATA
Average Power Table

FCC Band I										
Mod.	Data Rate	NTX	CH.	Freq. (MHz)	Duty Factor (dB)	Average Conducted Power (dBm)	FCC Conducted Power Limit (dBm)	DG (dBi)		Pass/Fail
11a	6Mbps	1	36	5180	0.23	14.94	24.00	-2.20		Pass
11a	6Mbps	1	44	5220	0.23	14.88	24.00	-2.20		Pass
11a	6Mbps	1	48	5240	0.23	14.84	24.00	-2.20		Pass
HT20	MCS0	1	36	5180	0.25	13.85	24.00	-2.20		Pass
HT20	MCS0	1	44	5220	0.25	13.65	24.00	-2.20		Pass
HT20	MCS0	1	48	5240	0.25	13.67	24.00	-2.20		Pass
HT40	MCS0	1	38	5190	0.40	12.65	24.00	-2.20		Pass
HT40	MCS0	1	46	5230	0.40	12.63	24.00	-2.20		Pass
VHT20	MCS0	1	36	5180	0.22	13.92	24.00	-2.20		Pass
VHT20	MCS0	1	44	5220	0.22	13.74	24.00	-2.20		Pass
VHT20	MCS0	1	48	5240	0.22	13.71	24.00	-2.20		Pass
VHT40	MCS0	1	38	5190	0.49	12.73	24.00	-2.20		Pass
VHT40	MCS0	1	46	5230	0.49	12.71	24.00	-2.20		Pass
VHT80	MCS0	1	42	5210	0.46	11.56	24.00	-2.20		Pass

TEST RESULTS DATA
Power Spectral Density

FCC Band I										
Mod.	Data Rate	NTX	CH.	Freq. (MHz)	Duty Factor (dB)	Average Power Density (dBm/MHz)	Average PSD Limit (dBm/MHz)	DG (dBi)	-	Pass/Fail
11a	6Mbps	1	36	5180	0.23	2.81	11.00	-2.20		Pass
11a	6Mbps	1	44	5220	0.23	3.23	11.00	-2.20		Pass
11a	6Mbps	1	48	5240	0.23	3.55	11.00	-2.20		Pass
VHT20	MCS0	1	36	5180	0.22	2.86	11.00	-2.20		Pass
VHT20	MCS0	1	44	5220	0.22	2.31	11.00	-2.20		Pass
VHT20	MCS0	1	48	5240	0.22	2.34	11.00	-2.20		Pass
VHT40	MCS0	1	38	5190	0.49	-1.16	11.00	-2.20		Pass
VHT40	MCS0	1	46	5230	0.49	-1.23	11.00	-2.20		Pass
VHT80	MCS0	1	42	5210	0.46	-5.85	11.00	-2.20		Pass

TEST RESULTS DATA
26dB and 99% OBW

Band II										
Mod.	Data Rate	NTX	CH.	Freq. (MHz)	99% Bandwidth (MHz)	26 dB Bandwidth (MHz)	IC 99% Bandwidth Power Limit (dBm)	IC 99% Bandwidth EIRP Limit (dBm)	FCC 26dB Bandwidth Power Limit (dBm)	Note
11a	6M bps	1	52	5260	17.50	26.00	23.43	29.43	23.98	
11a	6M bps	1	60	5300	17.55	26.15	23.44	29.44	23.98	
11a	6M bps	1	64	5320	17.60	25.50	23.46	29.46	23.98	
VHT20	MCS 0	1	52	5260	18.70	25.45	23.72	29.72	23.98	
VHT20	MCS 0	1	60	5300	18.60	26.75	23.70	29.70	23.98	
VHT20	MCS 0	1	64	5320	18.70	26.40	23.72	29.72	23.98	
VHT40	MCS 0	1	54	5270	36.50	42.12	23.98	30.00	23.98	
VHT40	MCS 0	1	62	5310	36.60	42.03	23.98	30.00	23.98	
VHT80	MCS 0	1	58	5290	75.96	84.16	23.98	30.00	23.98	

TEST RESULTS DATA
Average Power Table

FCC Band II										
Mod.	Data Rate	NTX	CH.	Freq. (MHz)	Duty Factor (dB)	Average Conducted Power (dBm)	FCC Conducted Power Limit (dBm)	DG (dBi)	EIRP Power Limit (dBm)	Pass/Fail
11a	6M bps	1	52	5260	0.23	14.70	23.98	-2.60	26.99	Pass
11a	6M bps	1	60	5300	0.23	14.67	23.98	-2.60	26.99	Pass
11a	6M bps	1	64	5320	0.23	14.75	23.98	-2.60	26.99	Pass
HT20	MCS 0	1	52	5260	0.25	13.86	23.98	-2.60	26.99	Pass
HT20	MCS 0	1	60	5300	0.25	13.81	23.98	-2.60	26.99	Pass
HT20	MCS 0	1	64	5320	0.25	13.89	23.98	-2.60	26.99	Pass
HT40	MCS 0	1	54	5270	0.40	12.50	23.98	-2.60	26.99	Pass
HT40	MCS 0	1	62	5310	0.40	12.50	23.98	-2.60	26.99	Pass
VHT20	MCS 0	1	52	5260	0.22	13.93	23.98	-2.60	26.99	Pass
VHT20	MCS 0	1	60	5300	0.22	13.90	23.98	-2.60	26.99	Pass
VHT20	MCS 0	1	64	5320	0.22	13.98	23.98	-2.60	26.99	Pass
VHT40	MCS 0	1	54	5270	0.49	12.56	23.98	-2.60	26.99	Pass
VHT40	MCS 0	1	62	5310	0.49	12.59	23.98	-2.60	26.99	Pass
VHT80	MCS 0	1	58	5290	0.46	11.53	23.98	-2.60	26.99	Pass

TEST RESULTS DATA
Power Spectral Density

Band II										
Mod.	Data Rate	NTX	CH.	Freq. (MHz)	Duty Factor (dB)	Average Power Density (dBm/MHz)	Average PSD Limit (dBm/MHz)	DG (dBi)		Pass/Fail
11a	6M bps	1	52	5260	0.23	3.07	11.00	-2.60		Pass
11a	6M bps	1	60	5300	0.23	3.19	11.00	-2.60		Pass
11a	6M bps	1	64	5320	0.23	3.38	11.00	-2.60		Pass
VHT20	MCS 0	1	52	5260	0.22	2.41	11.00	-2.60		Pass
VHT20	MCS 0	1	60	5300	0.22	1.98	11.00	-2.60		Pass
VHT20	MCS 0	1	64	5320	0.22	2.01	11.00	-2.60		Pass
VHT40	MCS 0	1	54	5270	0.49	-1.84	11.00	-2.60		Pass
VHT40	MCS 0	1	62	5310	0.49	-2.00	11.00	-2.60		Pass
VHT80	MCS 0	1	58	5290	0.46	-6.19	11.00	-2.60		Pass

TEST RESULTS DATA
26dB and 99% OBW

Band III										
Mod.	Data Rate	NTX	CH.	Freq. (MHz)	99% Bandwidth (MHz)	26 dB Bandwidth (MHz)	IC 99% Bandwidth Power Limit (dBm)	IC 99% Bandwidth EIRP Limit (dBm)	FCC 26dB Bandwidth Power Limit (dBm)	6dB Bandwidth for Straddle Channel (MHz)
11a	6M bps	1	100	5500	17.65	26.00	23.47	29.47	23.98	----
11a	6M bps	1	116	5580	17.60	26.10	23.46	29.46	23.98	----
11a	6M bps	1	140	5700	17.55	26.75	23.44	29.44	23.98	----
11a	6Mbps	1	144	5720	17.50	25.90	23.43	29.43	23.98	----
VHT20	MCS 0	1	100	5500	18.75	26.55	23.73	29.73	23.98	----
VHT20	MCS 0	1	116	5580	18.70	27.20	23.72	29.72	23.98	----
VHT20	MCS 0	1	140	5700	18.90	28.50	23.76	29.76	23.98	----
VHT20	MCS0	1	144	5720	18.65	26.80	23.71	29.71	23.98	----
VHT40	MCS 0	1	102	5510	36.70	42.12	23.98	30.00	23.98	----
VHT40	MCS 0	1	110	5550	36.40	41.76	23.98	30.00	23.98	----
VHT40	MCS 0	1	134	5670	36.50	41.94	23.98	30.00	23.98	----
VHT40	MCS0	1	142	5710	36.60	41.76	23.98	30.00	23.98	----
VHT80	MCS 0	1	106	5530	75.72	84.00	23.98	30.00	23.98	----
VHT80	MCS 0	1	122	5610	75.72	82.72	23.98	30.00	23.98	----
VHT80	MCS0	1	138	5690	75.84	83.70	23.98	30.00	23.98	----

TEST RESULTS DATA
Average Power Table

FCC Band III										
Mod.	Data Rate	NTX	CH.	Freq. (MHz)	Duty Factor (dB)	Average Conducted Power (dBm)	FCC Conducted Power Limit (dBm)	DG (dBi)	EIRP Power Limit (dBm)	Pass/Fail
11a	6M bps	1	100	5500	0.23	14.94	23.98	-2.40	26.99	Pass
11a	6M bps	1	116	5580	0.23	14.81	23.98	-2.40	26.99	Pass
11a	6M bps	1	140	5700	0.23	13.86	23.98	-2.40	26.99	Pass
11a	6M bps	1	144	5720	0.23	13.78	23.98	-2.40	26.99	Pass
HT20	MCS 0	1	100	5500	0.25	13.85	23.98	-2.40	26.99	Pass
HT20	MCS 0	1	116	5580	0.25	13.70	23.98	-2.40	26.99	Pass
HT20	MCS 0	1	140	5700	0.25	13.77	23.98	-2.40	26.99	Pass
HT20	MCS 0	1	144	5720	0.25	13.76	23.98	-2.40	26.99	Pass
HT40	MCS 0	1	102	5510	0.40	12.82	23.98	-2.40	26.99	Pass
HT40	MCS 0	1	110	5550	0.40	12.79	23.98	-2.40	26.99	Pass
HT40	MCS 0	1	134	5670	0.40	12.71	23.98	-2.40	26.99	Pass
HT40	MCS 0	1	142	5710	0.40	12.66	23.98	-2.40	26.99	Pass
VHT20	MCS 0	1	100	5500	0.22	13.94	23.98	-2.40	26.99	Pass
VHT20	MCS 0	1	116	5580	0.22	13.76	23.98	-2.40	26.99	Pass
VHT20	MCS 0	1	140	5700	0.22	13.87	23.98	-2.40	26.99	Pass
VHT20	MCS 0	1	144	5720	0.22	13.83	23.98	-2.40	26.99	Pass
VHT40	MCS 0	1	102	5510	0.49	12.87	23.98	-2.40	26.99	Pass
VHT40	MCS 0	1	110	5550	0.49	12.80	23.98	-2.40	26.99	Pass
VHT40	MCS 0	1	134	5670	0.49	12.74	23.98	-2.40	26.99	Pass
VHT40	MCS 0	1	142	5710	0.49	12.75	23.98	-2.40	26.99	Pass
VHT80	MCS 0	1	106	5530	0.46	11.68	23.98	-2.40	26.99	Pass
VHT80	MCS 0	1	122	5610	0.46	11.70	23.98	-2.40	26.99	Pass
VHT80	MCS 0	1	138	5690	0.46	11.71	23.98	-2.40	26.99	Pass

TEST RESULTS DATA
Power Spectral Density

Band III										
Mod.	Data Rate	NTX	CH.	Freq. (MHz)	Duty Factor (dB)	Average Power Density (dBm/MHz)	Average PSD Limit (dBm/MHz)	DG (dBi)		Pass/Fail
11a	6M bps	1	100	5500	0.23	3.94	11.00	-2.40		Pass
11a	6M bps	1	116	5580	0.23	4.16	11.00	-2.40		Pass
11a	6M bps	1	140	5700	0.23	3.06	11.00	-2.40		Pass
11a	6Mbps	1	144	5720	0.23	2.82	11.00	-2.40		Pass
VHT20	MCS 0	1	100	5500	0.22	2.92	11.00	-2.40		Pass
VHT20	MCS 0	1	116	5580	0.22	2.91	11.00	-2.40		Pass
VHT20	MCS 0	1	140	5700	0.22	2.75	11.00	-2.40		Pass
VHT20	MCS0	1	144	5720	0.22	2.28	11.00	-2.40		Pass
VHT40	MCS 0	1	102	5510	0.49	-0.19	11.00	-2.40		Pass
VHT40	MCS 0	1	110	5550	0.49	-0.40	11.00	-2.40		Pass
VHT40	MCS 0	1	134	5670	0.49	-0.66	11.00	-2.40		Pass
VHT40	MCS0	1	142	5710	0.49	-0.47	11.00	-2.40		Pass
VHT80	MCS 0	1	106	5530	0.46	-6.19	11.00	-2.40		Pass
VHT80	MCS 0	1	122	5610	0.46	-6.04	11.00	-2.40		Pass
VHT80	MCS0	1	138	5690	0.46	-5.86	11.00	-2.40		Pass



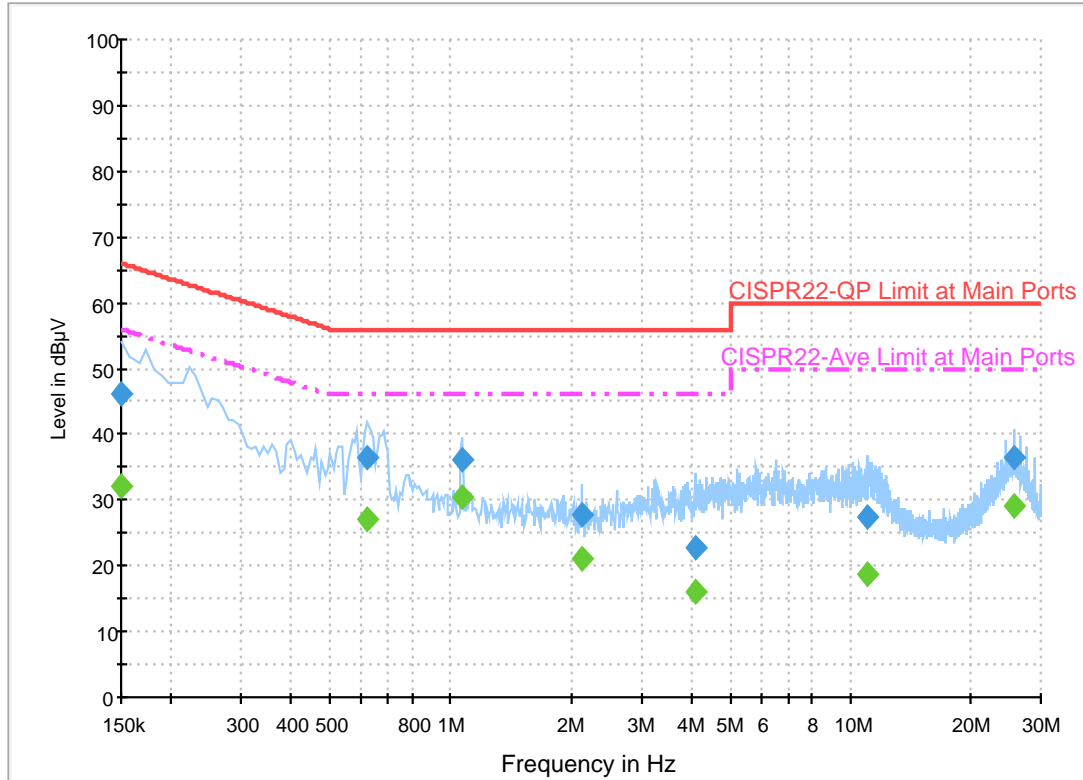
Appendix B. AC Conducted Emission Test Results

Test Engineer :	Blue Lan	Temperature :	25 ~ 26°C
		Relative Humidity :	55 ~ 56%

EUT Information

Report NO : 762713-01
 Test Mode : Mode 1
 Test Voltage : 120Vac/60Hz
 Phase : Line

ENV216 Auto Test FCC Power Bar - L



Final Result 1

Frequency (MHz)	QuasiPeak (dBµV)	Filter	Line	Corr. (dB)	Margin (dB)	Limit (dBµV)
0.150000	46.2	Off	L1	19.6	19.8	66.0
0.622000	36.6	Off	L1	19.6	19.4	56.0
1.070000	36.2	Off	L1	19.6	19.8	56.0
2.134000	27.8	Off	L1	18.2	28.2	56.0
4.086000	22.6	Off	L1	19.7	33.4	56.0
10.998000	27.4	Off	L1	20.1	32.6	60.0
25.598000	36.5	Off	L1	20.8	23.5	60.0

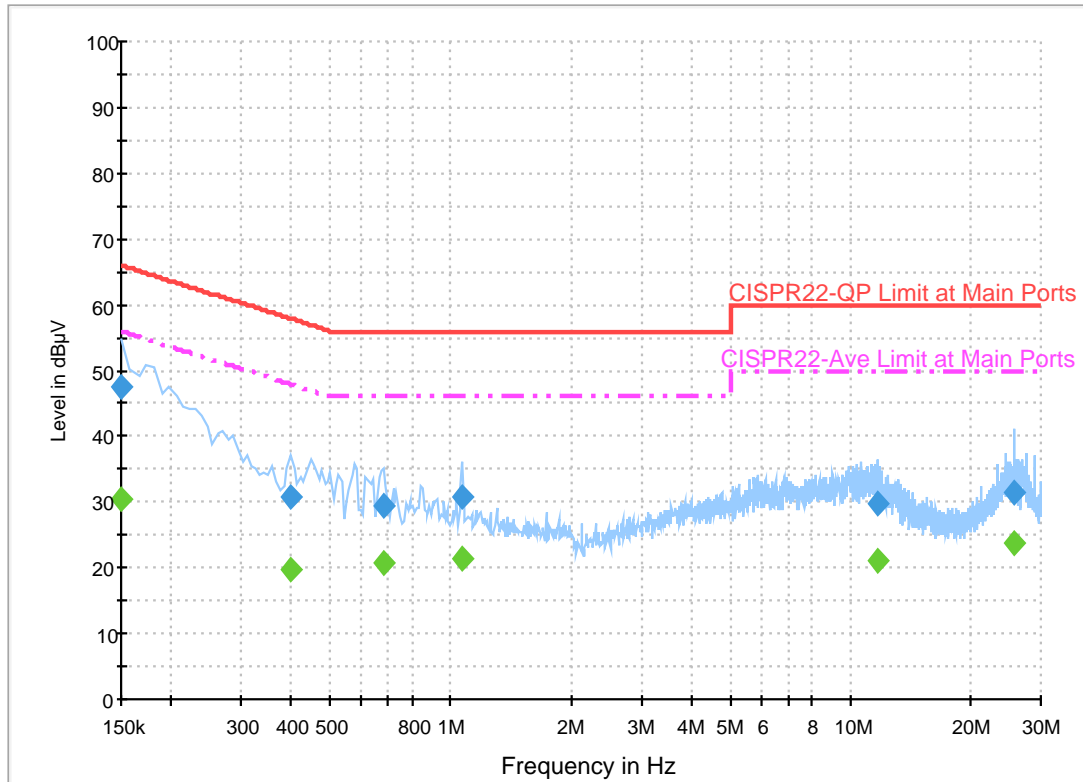
Final Result 2

Frequency (MHz)	Average (dBµV)	Filter	Line	Corr. (dB)	Margin (dB)	Limit (dBµV)
0.150000	32.0	Off	L1	19.6	24.0	56.0
0.622000	27.2	Off	L1	19.6	18.8	46.0
1.070000	30.4	Off	L1	19.6	15.6	46.0
2.134000	21.0	Off	L1	18.2	25.0	46.0
4.086000	16.1	Off	L1	19.7	29.9	46.0
10.998000	18.7	Off	L1	20.1	31.3	50.0
25.598000	28.9	Off	L1	20.8	21.1	50.0

EUT Information

Report NO : 762713-01
 Test Mode : Mode 1
 Test Voltage : 120Vac/60Hz
 Phase : Neutral

ENV216 Auto Test FCC Power Bar - N



Final Result 1

Frequency (MHz)	QuasiPeak (dBµV)	Filter	Line	Corr. (dB)	Margin (dB)	Limit (dBµV)
0.150000	47.4	Off	N	19.5	18.6	66.0
0.398000	30.9	Off	N	19.5	27.0	57.9
0.678000	29.5	Off	N	19.5	26.5	56.0
1.070000	30.7	Off	N	19.6	25.3	56.0
11.694000	29.6	Off	N	20.2	30.4	60.0
25.598000	31.6	Off	N	21.0	28.4	60.0

Final Result 2

Frequency (MHz)	Average (dBµV)	Filter	Line	Corr. (dB)	Margin (dB)	Limit (dBµV)
0.150000	30.3	Off	N	19.5	25.7	56.0
0.398000	19.6	Off	N	19.5	28.3	47.9
0.678000	20.8	Off	N	19.5	25.2	46.0
1.070000	21.5	Off	N	19.6	24.5	46.0
11.694000	21.0	Off	N	20.2	29.0	50.0
25.598000	23.9	Off	N	21.0	26.1	50.0



Appendix C. Radiated Spurious Emission

Test Engineer :	Hao Hsu, and Ken Wu	Temperature :	24 ~ 26°C
		Relative Humidity :	50 ~ 55%

Band 1 - 5150~5250MHz
WIFI 802.11a (Band Edge @ 3m)

WIFI	Note	Frequency	Level	Over	Limit	Read	Antenna	Cable	Preamp	Ant	Table	Peak	Pol.	
Ant.				Limit	Line	Level	Factor	Loss	Factor	Pos	Pos	Avg.		
1		(MHz)	(dBμV/m)	(dB)	(dBμV/m)	(dBμV)	(dB/m)	(dB)	(dB)	(cm)	(deg)	(P/A)	(H/V)	
802.11a CH 36 5180MHz		5137.54	54.35	-19.65	74	46.3	32.03	9.05	33.03	100	125	P	H	
		5149.76	44.7	-9.3	54	36.63	32.05	9.05	33.03	100	125	A	H	
	*	5180	105	-	-	96.88	32.08	9.07	33.03	100	125	P	H	
	*	5180	96.93	-	-	88.81	32.08	9.07	33.03	100	125	A	H	
													H	
													H	
			5149.5	50.22	-23.78	74	42.15	32.05	9.05	33.03	377	334	P	V
			5150	42.96	-11.04	54	34.89	32.05	9.05	33.03	377	334	A	V
	*		5180	104.74	-	-	96.62	32.08	9.07	33.03	377	334	P	V
	*		5180	96.9	-	-	88.78	32.08	9.07	33.03	377	334	A	V
													V	
													V	
802.11a CH 44 5220MHz		5144.3	50.29	-23.71	74	42.22	32.05	9.05	33.03	100	125	P	H	
		5148.2	40.89	-13.11	54	32.82	32.05	9.05	33.03	100	125	A	H	
	*	5220	105.46	-	-	97.26	32.12	9.11	33.03	100	125	P	H	
	*	5220	97.63	-	-	89.43	32.12	9.11	33.03	100	125	A	H	
			5459.52	49.08	-24.92	74	40.46	32.35	9.29	33.02	100	125	P	H
			5429.28	40.24	-13.76	54	31.67	32.33	9.26	33.02	100	125	A	H
			5107.9	50.15	-23.85	74	42.14	32.02	9.03	33.04	350	335	P	V
			5102.7	40.81	-13.19	54	32.84	32	9.01	33.04	350	335	A	V
	*		5220	104.78	-	-	96.58	32.12	9.11	33.03	350	335	P	V
	*		5220	97.05	-	-	88.85	32.12	9.11	33.03	350	335	A	V
			5405.76	48.72	-25.28	74	40.22	32.3	9.22	33.02	350	335	P	V
			5422.08	40.27	-13.73	54	31.71	32.32	9.26	33.02	350	335	A	V



802.11a CH 48 5240MHz		5089.18	49.06	-24.94	74	41.09	32	9.01	33.04	103	127	P	H
		5024.96	40.87	-13.13	54	33.03	31.93	8.95	33.04	103	127	A	H
	*	5240	106.12	-	-	97.9	32.13	9.12	33.03	103	127	P	H
	*	5240	98.12	-	-	89.9	32.13	9.12	33.03	103	127	A	H
		5378.16	49.88	-24.12	74	41.42	32.28	9.2	33.02	103	127	P	H
		5458.56	40.33	-13.67	54	31.71	32.35	9.29	33.02	103	127	A	H
		5121.94	49.3	-24.7	74	41.28	32.02	9.03	33.03	370	335	P	V
		5092.56	40.93	-13.07	54	32.96	32	9.01	33.04	370	335	A	V
	*	5240	105.99	-	-	97.77	32.13	9.12	33.03	370	335	P	V
	*	5240	97.43	-	-	89.21	32.13	9.12	33.03	370	335	A	V
		5355.12	48.57	-25.43	74	40.16	32.25	9.19	33.03	370	335	P	V
		5441.52	40.44	-13.56	54	31.87	32.33	9.26	33.02	370	335	A	V
Remark	<ol style="list-style-type: none"> 1. No other spurious found. 2. All results are PASS against Peak and Average limit line. 												



Band 1 5150~5250MHz

WIFI 802.11a (Harmonic @ 3m)

WIFI Ant. 1	Note	Frequency (MHz)	Level (dBμV/m)	Over Limit (dB)	Limit Line (dBμV/m)	Read Level (dBμV)	Antenna Factor (dB/m)	Cable Loss (dB)	Preamp Factor (dB)	Ant Pos (cm)	Table Pos (deg)	Peak Avg. (P/A)	Pol. (H/V)
802.11a CH 36 5180MHz		10360	45.46	-28.54	74	56.18	38.41	14.63	64.07	100	0	P	H
		15540	45.62	-28.38	74	52.07	37.58	17.95	62.37	100	0	P	H
													H
													H
		10360	45.61	-28.39	74	56.33	38.41	14.63	64.07	100	0	P	V
		15540	45.02	-28.98	74	51.47	37.58	17.95	62.37	100	0	P	V
													V
													V
802.11a CH 44 5220MHz		10440	45.82	-28.18	74	56.41	38.51	14.68	64.09	100	0	P	H
		15660	44.17	-29.83	74	50.53	37.14	18.06	61.91	100	0	P	H
													H
													H
		10440	46.12	-27.88	74	56.71	38.51	14.68	64.09	100	0	P	V
		15660	44.85	-29.15	74	51.21	37.14	18.06	61.91	100	0	P	V
													V
													V
802.11a CH 48 5240MHz		10480	46.79	-27.21	74	57.28	38.58	14.72	64.1	100	0	P	H
		15720	45.09	-28.91	74	51.42	36.89	18.1	61.65	100	0	P	H
													H
													H
		10480	46.12	-27.88	74	56.61	38.58	14.72	64.1	100	0	P	V
		15720	44.24	-29.76	74	50.57	36.89	18.1	61.65	100	0	P	V
													V
													V
Remark	1. No other spurious found. 2. All results are PASS against Peak and Average limit line.												



Band 1 5150~5250MHz
WIFI 802.11ac VHT20 (Band Edge @ 3m)

WIFI Ant. 1	Note	Frequency (MHz)	Level (dBμV/m)	Over Limit (dB)	Limit Line (dBμV/m)	Read Level (dBμV)	Antenna Factor (dB/m)	Cable Loss (dB)	Preamp Factor (dB)	Ant Pos (cm)	Table Pos (deg)	Peak Avg. (P/A)	Pol. (H/V)	
802.11ac VHT20 CH 36 5180MHz		5147.94	52.3	-21.7	74	44.23	32.05	9.05	33.03	100	125	P	H	
		5150	43.53	-10.47	54	35.46	32.05	9.05	33.03	100	125	A	H	
	*	5180	104.32	-	-	96.2	32.08	9.07	33.03	100	125	P	H	
	*	5180	95.59	-	-	87.47	32.08	9.07	33.03	100	125	A	H	
													H	
														H
			5147.94	49.62	-24.38	74	41.55	32.05	9.05	33.03	377	334	P	V
			5149.76	42	-12	54	33.93	32.05	9.05	33.03	377	334	A	V
		*	5180	102.96	-	-	94.84	32.08	9.07	33.03	377	334	P	V
		*	5180	95.28	-	-	87.16	32.08	9.07	33.03	377	334	A	V
802.11ac VHT20 CH 44 5220MHz		5121.42	49.93	-24.07	74	41.91	32.02	9.03	33.03	147	125	P	H	
		5138.84	40.88	-13.12	54	32.83	32.03	9.05	33.03	147	125	A	H	
		* 5220	104.26	-	-	96.06	32.12	9.11	33.03	147	125	P	H	
		* 5220	96.28	-	-	88.08	32.12	9.11	33.03	147	125	A	H	
			5402.16	49.79	-24.21	74	41.29	32.3	9.22	33.02	147	125	P	H
			5448.48	40.48	-13.52	54	31.86	32.35	9.29	33.02	147	125	A	H
			5094.12	49.57	-24.43	74	41.6	32	9.01	33.04	350	335	P	V
			5107.9	40.87	-13.13	54	32.86	32.02	9.03	33.04	350	335	A	V
		*	5220	103.75	-	-	95.55	32.12	9.11	33.03	350	335	P	V
		*	5220	95.46	-	-	87.26	32.12	9.11	33.03	350	335	A	V
		5423.04	49.54	-24.46	74	40.98	32.32	9.26	33.02	350	335	P	V	
		5455.68	40.31	-13.69	54	31.69	32.35	9.29	33.02	350	335	A	V	



802.11ac VHT20 CH 48 5240MHz		5040.04	49.56	-24.44	74	41.68	31.95	8.97	33.04	103	126	P	H
		5104.52	40.77	-13.23	54	32.8	32	9.01	33.04	103	126	A	H
	*	5240	104.67	-	-	96.45	32.13	9.12	33.03	103	126	P	H
	*	5240	96.76	-	-	88.54	32.13	9.12	33.03	103	126	A	H
		5391.84	48.55	-25.45	74	40.09	32.28	9.2	33.02	103	126	P	H
		5367.12	40.21	-13.79	54	31.77	32.27	9.2	33.03	103	126	A	H
		5115.7	49.89	-24.11	74	41.88	32.02	9.03	33.04	370	335	P	V
		5042.64	40.72	-13.28	54	32.84	31.95	8.97	33.04	370	335	A	V
	*	5240	103.91	-	-	95.69	32.13	9.12	33.03	370	335	P	V
	*	5240	96.17	-	-	87.95	32.13	9.12	33.03	370	335	A	V
		5380.08	49.22	-24.78	74	40.76	32.28	9.2	33.02	370	335	P	V
		5454.48	40.28	-13.72	54	31.66	32.35	9.29	33.02	370	335	A	V
Remark	1. No other spurious found. 2. All results are PASS against Peak and Average limit line.												



Band 1 5150~5250MHz
WIFI 802.11ac VHT20 (Harmonic @ 3m)

WIFI Ant. 1	Note	Frequency (MHz)	Level (dBμV/m)	Over Limit (dB)	Limit Line (dBμV/m)	Read Level (dBμV)	Antenna Factor (dB/m)	Cable Loss (dB)	Preamp Factor (dB)	Ant Pos (cm)	Table Pos (deg)	Peak Avg. (P/A)	Pol. (H/V)
802.11ac VHT20 CH 36 5180MHz		10360	46.19	-27.81	74	56.91	38.41	14.63	64.07	100	0	P	H
		15540	44.19	-29.81	74	50.64	37.58	17.95	62.37	100	0	P	H
													H
													H
		10360	45.66	-28.34	74	56.38	38.41	14.63	64.07	100	0	P	V
		15540	46.11	-27.89	74	52.56	37.58	17.95	62.37	100	0	P	V
													V
802.11ac VHT20 CH 44 5220MHz		10440	46.06	-27.94	74	56.65	38.51	14.68	64.09	100	0	P	H
		15660	44.68	-29.32	74	51.04	37.14	18.06	61.91	100	0	P	H
													H
													H
		10440	46.32	-27.68	74	56.91	38.51	14.68	64.09	100	0	P	V
		15660	45.68	-28.32	74	52.04	37.14	18.06	61.91	100	0	P	V
													V
802.11ac VHT20 CH 48 5240MHz		10480	47.03	-26.97	74	57.52	38.58	14.72	64.1	100	0	P	H
		15720	44.57	-29.43	74	50.9	36.89	18.1	61.65	100	0	P	H
													H
													H
		10480	46.9	-27.1	74	57.39	38.58	14.72	64.1	100	0	P	V
		15720	45.03	-28.97	74	51.36	36.89	18.1	61.65	100	0	P	V
													V
Remark	1. No other spurious found.												
	2. All results are PASS against Peak and Average limit line.												



Band 1 5150~5250MHz
WIFI 802.11ac VHT40 (Band Edge @ 3m)

WIFI Ant. 1	Note	Frequency (MHz)	Level (dBμV/m)	Over Limit (dB)	Limit Line (dBμV/m)	Read Level (dBμV)	Antenna Factor (dB/m)	Cable Loss (dB)	Preamp Factor (dB)	Ant Pos (cm)	Table Pos (deg)	Peak Avg. (P/A)	Pol. (H/V)
802.11ac VHT40 CH 38 5190MHz		5150	56.31	-17.69	74	48.24	32.05	9.05	33.03	100	116	P	H
		5149.24	50.39	-3.61	54	42.32	32.05	9.05	33.03	100	116	A	H
	*	5190	100.94	-	-	92.8	32.08	9.09	33.03	100	116	P	H
	*	5190	92.83	-	-	84.69	32.08	9.09	33.03	100	116	A	H
		5419.4	49.36	-24.64	74	40.8	32.32	9.26	33.02	100	116	P	H
		5441.52	41.07	-12.93	54	32.5	32.33	9.26	33.02	100	116	A	H
		5150.02	56.75	-93.25	150	48.68	32.05	9.05	33.03	302	80	P	V
		5149.5	48.2	-5.8	54	40.13	32.05	9.05	33.03	302	80	A	V
	*	5190	99.37	-	-	91.23	32.08	9.09	33.03	302	80	P	V
	*	5190	91.38	-	-	83.24	32.08	9.09	33.03	302	80	A	V
		5439	48.87	-25.13	74	40.3	32.33	9.26	33.02	302	80	P	V
		5453.56	41.01	-12.99	54	32.39	32.35	9.29	33.02	302	80	A	V
	802.11ac VHT40 CH 46 5230MHz		5148.2	50.56	-23.44	74	42.49	32.05	9.05	33.03	100	122	P
		5140.4	41.62	-12.38	54	33.55	32.05	9.05	33.03	100	122	A	H
*		5230	102.76	-	-	94.55	32.13	9.11	33.03	100	122	P	H
*		5230	93.92	-	-	85.71	32.13	9.11	33.03	100	122	A	H
		5403.16	50.1	-23.9	74	41.6	32.3	9.22	33.02	100	122	P	H
		5429.48	41.17	-12.83	54	32.6	32.33	9.26	33.02	100	122	A	H
		5099.06	50.14	-23.86	74	42.17	32	9.01	33.04	354	79	P	V
		5077.74	41.67	-12.33	54	33.74	31.98	8.99	33.04	354	79	A	V
*		5230	101.75	-	-	93.54	32.13	9.11	33.03	354	79	P	V
*		5230	92.73	-	-	84.52	32.13	9.11	33.03	354	79	A	V
	5386.36	49.82	-24.18	74	41.36	32.28	9.2	33.02	354	79	P	V	
	5456.36	41.07	-12.93	54	32.45	32.35	9.29	33.02	354	79	A	V	
Remark	1. No other spurious found. 2. All results are PASS against Peak and Average limit line.												



Band 1 5150~5250MHz
WIFI 802.11ac VHT40 (Harmonic @ 3m)

WIFI Ant. 1	Note	Frequency (MHz)	Level (dBµV/m)	Over Limit (dB)	Limit Line (dBµV/m)	Read Level (dBµV)	Antenna Factor (dB/m)	Cable Loss (dB)	Preamp Factor (dB)	Ant Pos (cm)	Table Pos (deg)	Peak Avg. (P/A)	Pol. (H/V)
802.11ac VHT40 CH 38 5190MHz		10380	45.07	-28.93	74	55.76	38.44	14.64	64.08	100	0	P	H
		15570	44.93	-29.07	74	51.36	37.45	17.98	62.24	100	0	P	H
													H
													H
		10380	45.58	-28.42	74	56.27	38.44	14.64	64.08	100	0	P	V
		15570	44.22	-29.78	74	50.65	37.45	17.98	62.24	100	0	P	V
													V
802.11ac VHT40 CH 46 5230MHz		10460	45.65	-28.35	74	56.21	38.53	14.69	64.09	100	0	P	H
		15690	45.38	-28.62	74	51.73	37.02	18.07	61.78	100	0	P	H
													H
													H
		10460	46.47	-27.53	74	57.03	38.53	14.69	64.09	100	0	P	V
		15690	46.22	-27.78	74	52.57	37.02	18.07	61.78	100	0	P	V
													V
Remark	1. No other spurious found.												
	2. All results are PASS against Peak and Average limit line.												



Band 1 5150~5250MHz
WIFI 802.11ac VHT80 (Band Edge @ 3m)

WIFI Ant. 1	Note	Frequency (MHz)	Level (dBμV/m)	Over Limit (dB)	Limit Line (dBμV/m)	Read Level (dBμV)	Antenna Factor (dB/m)	Cable Loss (dB)	Preamp Factor (dB)	Ant Pos (cm)	Table Pos (deg)	Peak Avg. (P/A)	Pol. (H/V)
802.11ac VHT80 CH 42 5210MHz		5145.34	57.73	-16.27	74	49.66	32.05	9.05	33.03	100	116	P	H
		5147.94	50.64	-3.36	54	42.57	32.05	9.05	33.03	100	116	A	H
	*	5210	97.63	-	-	89.45	32.12	9.09	33.03	100	116	P	H
	*	5210	89.1	-	-	80.92	32.12	9.09	33.03	100	116	A	H
		5425.28	50.34	-23.66	74	41.78	32.32	9.26	33.02	100	116	P	H
		5355.28	41.03	-12.97	54	32.62	32.25	9.19	33.03	100	116	A	H
		5148.46	56.11	-17.89	74	48.04	32.05	9.05	33.03	284	82	P	V
		5149.76	49.2	-4.8	54	41.13	32.05	9.05	33.03	284	82	A	V
	*	5210	96.08	-	-	87.9	32.12	9.09	33.03	284	82	P	V
	*	5210	87.78	-	-	79.6	32.12	9.09	33.03	284	82	A	V
		5395.04	49.61	-24.39	74	41.11	32.3	9.22	33.02	284	82	P	V
		5439	40.96	-13.04	54	32.39	32.33	9.26	33.02	284	82	A	V
Remark	1. No other spurious found. 2. All results are PASS against Peak and Average limit line.												



Band 1 5150~5250MHz

WIFI 802.11ac VHT80 (Harmonic @ 3m)

WIFI Ant. 1	Note	Frequency (MHz)	Level (dBμV/m)	Over Limit (dB)	Limit Line (dBμV/m)	Read Level (dBμV)	Antenna Factor (dB/m)	Cable Loss (dB)	Preamp Factor (dB)	Ant Pos (cm)	Table Pos (deg)	Peak Avg. (P/A)	Pol. (H/V)	
802.11ac VHT80 CH 42 5210MHz		10420	46.72	-27.28	74	57.34	38.48	14.67	64.08	100	0	P	H	
		15630	44.57	-29.43	74	50.96	37.2	18.03	61.98	100	0	P	H	
													H	
													H	
			10420	46.09	-27.91	74	56.71	38.48	14.67	64.08	100	0	P	V
			15630	45.24	-28.76	74	51.63	37.2	18.03	61.98	100	0	P	V
														V
														V
Remark	1. No other spurious found. 2. All results are PASS against Peak and Average limit line.													



Band 2 - 5250~5350MHz
WIFI 802.11a (Band Edge @ 3m)

WIFI	Note	Frequency	Level	Over	Limit	Read	Antenna	Cable	Preamp	Ant	Table	Peak	Pol.
Ant.				Limit	Line	Level	Factor	Loss	Factor	Pos	Pos	Avg.	
1		(MHz)	(dBμV/m)	(dB)	(dBμV/m)	(dBμV)	(dB/m)	(dB)	(dB)	(cm)	(deg)	(P/A)	(H/V)
802.11a CH 52 5260MHz		5114.24	49.05	-24.95	74	41.04	32.02	9.03	33.04	100	124	P	H
		5097.24	40.93	-13.07	54	32.96	32	9.01	33.04	100	124	A	H
	*	5260	106.45	-	-	98.19	32.17	9.12	33.03	100	124	P	H
	*	5260	98.36	-	-	90.1	32.17	9.12	33.03	100	124	A	H
		5395.2	49.08	-24.92	74	40.58	32.3	9.22	33.02	100	124	P	H
		5350.08	40.63	-13.37	54	32.22	32.25	9.19	33.03	100	124	A	H
		5028.9	49.44	-24.56	74	41.6	31.93	8.95	33.04	344	337	P	V
		5070.38	41.03	-12.97	54	33.11	31.97	8.99	33.04	344	337	A	V
	*	5260	105.06	-	-	96.8	32.17	9.12	33.03	344	337	P	V
	*	5260	97.34	-	-	89.08	32.17	9.12	33.03	344	337	A	V
		5450.64	50.1	-23.9	74	41.48	32.35	9.29	33.02	344	337	P	V
		5419.44	40.35	-13.65	54	31.79	32.32	9.26	33.02	344	337	A	V
802.11a CH 60 5300MHz		5009.86	48.81	-25.19	74	40.98	31.92	8.95	33.04	102	122	P	H
		5063.92	40.77	-13.23	54	32.85	31.97	8.99	33.04	102	122	A	H
	*	5300	106.53	-	-	98.2	32.2	9.16	33.03	102	122	P	H
	*	5300	98.42	-	-	90.09	32.2	9.16	33.03	102	122	A	H
		5364.24	49.39	-24.61	74	40.96	32.27	9.19	33.03	102	122	P	H
		5350.56	41.76	-12.24	54	33.35	32.25	9.19	33.03	102	122	A	H
		5073.1	49.54	-24.46	74	41.61	31.98	8.99	33.04	338	336	P	V
		5140.08	40.79	-13.21	54	32.72	32.05	9.05	33.03	338	336	A	V
	*	5300	105.13	-	-	96.8	32.2	9.16	33.03	338	336	P	V
	*	5300	97.56	-	-	89.23	32.2	9.16	33.03	338	336	A	V
		5425.44	48.86	-25.14	74	40.3	32.32	9.26	33.02	338	336	P	V
		5352.24	41.33	-12.67	54	32.92	32.25	9.19	33.03	338	336	A	V



802.11a CH 64 5320MHz	*	5320	107.61	-	-	99.25	32.22	9.17	33.03	100	121	P	H
	*	5320	98.87	-	-	90.51	32.22	9.17	33.03	100	121	A	H
		5353.28	51.28	-22.72	74	42.87	32.25	9.19	33.03	100	121	P	H
		5350.72	42.81	-11.19	54	34.4	32.25	9.19	33.03	100	121	A	H
													H
													H
	*	5320	106.48	-	-	98.12	32.22	9.17	33.03	319	337	P	V
	*	5320	98.01	-	-	89.65	32.22	9.17	33.03	319	337	A	V
		5369.76	50.44	-23.56	74	42	32.27	9.2	33.03	319	337	P	V
		5353.12	42.07	-11.93	54	33.66	32.25	9.19	33.03	319	337	A	V
													V
													V
Remark	1. No other spurious found. 2. All results are PASS against Peak and Average limit line.												



Band 2 5250~5350MHz

WIFI 802.11a (Harmonic @ 3m)

WIFI Ant. 1	Note	Frequency (MHz)	Level (dBμV/m)	Over Limit (dB)	Limit Line (dBμV/m)	Read Level (dBμV)	Antenna Factor (dB/m)	Cable Loss (dB)	Preamp Factor (dB)	Ant Pos (cm)	Table Pos (deg)	Peak Avg. (P/A)	Pol. (H/V)
802.11a CH 52 5260MHz		10520	45.89	-28.11	74	56.32	38.62	14.74	64.1	100	0	P	H
		15780	44.72	-29.28	74	51	36.71	18.15	61.45	100	0	P	H
													H
													H
		10520	45.6	-28.4	74	56.03	38.62	14.74	64.1	100	0	P	V
		15780	44.86	-29.14	74	51.14	36.71	18.15	61.45	100	0	P	V
													V
													V
802.11a CH 60 5300MHz		10600	45.61	-28.39	74	55.86	38.72	14.8	64.08	100	0	P	H
		15900	44.62	-29.38	74	50.81	36.27	18.25	60.99	100	0	P	H
													H
													H
		10600	45.54	-28.46	74	55.79	38.72	14.8	64.08	100	0	P	V
		15900	44.66	-29.34	74	50.85	36.27	18.25	60.99	100	0	P	V
													V
													V
802.11a CH 64 5320MHz		10640	46	-28	74	56.18	38.77	14.82	64.07	100	0	P	H
		15960	44.23	-29.77	74	50.38	36.02	18.3	60.73	100	0	P	H
													H
													H
		10640	46.49	-27.51	74	56.67	38.77	14.82	64.07	100	0	P	V
		15960	44.95	-29.05	74	51.1	36.02	18.3	60.73	100	0	P	V
													V
													V
Remark	1. No other spurious found. 2. All results are PASS against Peak and Average limit line.												



Band 2 5250~5350MHz
WIFI 802.11ac VHT20 (Band Edge @ 3m)

WIFI Ant. 1	Note	Frequency (MHz)	Level (dBμV/m)	Over Limit (dB)	Limit Line (dBμV/m)	Read Level (dBμV)	Antenna Factor (dB/m)	Cable Loss (dB)	Preamp Factor (dB)	Ant Pos (cm)	Table Pos (deg)	Peak Avg. (P/A)	Pol. (H/V)
802.11ac VHT20 CH 52 5260MHz		5004.42	50.08	-23.92	74	42.25	31.92	8.95	33.04	339	124	P	H
		5072.08	40.73	-13.27	54	32.8	31.98	8.99	33.04	339	124	A	H
	*	5260	105.12	-	-	96.86	32.17	9.12	33.03	339	124	P	H
	*	5260	97.34	-	-	89.08	32.17	9.12	33.03	339	124	A	H
		5392.32	50.12	-23.88	74	41.66	32.28	9.2	33.02	339	124	P	H
		5351.28	40.62	-13.38	54	32.21	32.25	9.19	33.03	339	124	A	H
		5133.62	50.14	-23.86	74	42.09	32.03	9.05	33.03	344	337	P	V
		5072.08	40.77	-13.23	54	32.84	31.98	8.99	33.04	344	337	A	V
	*	5260	104.06	-	-	95.8	32.17	9.12	33.03	344	337	P	V
	*	5260	96.03	-	-	87.77	32.17	9.12	33.03	344	337	A	V
		5417.04	49.03	-24.97	74	40.51	32.32	9.22	33.02	344	337	P	V
		5454.72	40.55	-13.45	54	31.93	32.35	9.29	33.02	344	337	A	V
802.11ac VHT20 CH 60 5300MHz		5083.98	49.27	-24.73	74	41.32	31.98	9.01	33.04	103	123	P	H
		5087.04	40.73	-13.27	54	32.78	31.98	9.01	33.04	103	123	A	H
	*	5300	104.71	-	-	96.38	32.2	9.16	33.03	103	123	P	H
	*	5300	98.54	-	-	90.21	32.2	9.16	33.03	103	123	A	H
		5356.32	50.32	-23.68	74	41.91	32.25	9.19	33.03	103	123	P	H
		5350.32	41.67	-12.33	54	33.26	32.25	9.19	33.03	103	123	A	H
		5091.12	49.24	-24.76	74	41.27	32	9.01	33.04	338	336	P	V
		5054.4	40.71	-13.29	54	32.83	31.95	8.97	33.04	338	336	A	V
	*	5300	104.8	-	-	96.47	32.2	9.16	33.03	338	336	P	V
	*	5300	97.1	-	-	88.77	32.2	9.16	33.03	338	336	A	V
	5357.52	49.33	-24.67	74	40.92	32.25	9.19	33.03	338	336	P	V	
	5353.2	41.08	-12.92	54	32.67	32.25	9.19	33.03	338	336	A	V	



802.11ac VHT20 CH 64 5320MHz	*	5320	103.59	-	-	95.23	32.22	9.17	33.03	100	125	P	H
	*	5320	94.83	-	-	86.47	32.22	9.17	33.03	100	125	A	H
		5351.68	51.23	-22.77	74	42.82	32.25	9.19	33.03	100	125	P	H
		5351.52	41.56	-12.44	54	33.15	32.25	9.19	33.03	100	125	A	H
													H
													H
	*	5320	103.01	-	-	94.65	32.22	9.17	33.03	400	357	P	V
	*	5320	94.52	-	-	86.16	32.22	9.17	33.03	400	357	A	V
		5431	50.07	-23.93	74	41.5	32.33	9.26	33.02	400	357	P	V
		5350.72	41.17	-12.83	54	32.76	32.25	9.19	33.03	400	357	A	V
													V
													V
Remark	1. No other spurious found. 2. All results are PASS against Peak and Average limit line.												



Band 2 5250~5350MHz
WIFI 802.11ac VHT20 (Harmonic @ 3m)

WIFI Ant. 1	Note	Frequency (MHz)	Level (dBμV/m)	Over Limit (dB)	Limit Line (dBμV/m)	Read Level (dBμV)	Antenna Factor (dB/m)	Cable Loss (dB)	Preamp Factor (dB)	Ant Pos (cm)	Table Pos (deg)	Peak Avg. (P/A)	Pol. (H/V)	
802.11ac VHT20 CH 52 5260MHz		10520	46.45	-27.55	74	56.88	38.62	14.74	64.1	100	0	P	H	
		15780	44.19	-29.81	74	50.47	36.71	18.15	61.45	100	0	P	H	
													H	
													H	
			10520	46.33	-27.67	74	56.76	38.62	14.74	64.1	100	0	P	V
			15780	44.7	-29.3	74	50.98	36.71	18.15	61.45	100	0	P	V
														V
802.11ac VHT20 CH 60 5300MHz		10600	46.62	-27.38	74	56.87	38.72	14.8	64.08	100	0	P	H	
		15900	44.17	-29.83	74	50.36	36.27	18.25	60.99	100	0	P	H	
													H	
													H	
			10600	45.9	-28.1	74	56.15	38.72	14.8	64.08	100	0	P	V
			15900	44.34	-29.66	74	50.53	36.27	18.25	60.99	100	0	P	V
														V
802.11ac VHT20 CH 64 5320MHz		10640	44.71	-29.29	74	54.89	38.77	14.82	64.07	100	0	P	H	
		15960	43.14	-30.86	74	49.29	36.02	18.3	60.73	100	0	P	H	
													H	
													H	
			10640	44.03	-29.97	74	54.21	38.77	14.82	64.07	100	0	P	V
			15960	43.59	-30.41	74	49.74	36.02	18.3	60.73	100	0	P	V
														V
Remark	1. No other spurious found.													
	2. All results are PASS against Peak and Average limit line.													



Band 2 5250~5350MHz
WIFI 802.11ac VHT40 (Band Edge @ 3m)

WIFI Ant. 1	Note	Frequency (MHz)	Level (dBμV/m)	Over Limit (dB)	Limit Line (dBμV/m)	Read Level (dBμV)	Antenna Factor (dB/m)	Cable Loss (dB)	Preamp Factor (dB)	Ant Pos (cm)	Table Pos (deg)	Peak Avg. (P/A)	Pol. (H/V)
802.11ac VHT40 CH 54 5270MHz		5148.92	49.65	-24.35	74	41.58	32.05	9.05	33.03	100	121	P	H
		5120.02	41.54	-12.46	54	33.52	32.02	9.03	33.03	100	121	A	H
	*	5270	102.98	-	-	94.7	32.17	9.14	33.03	100	121	P	H
	*	5270	93.84	-	-	85.56	32.17	9.14	33.03	100	121	A	H
		5426.64	49.48	-24.52	74	40.92	32.32	9.26	33.02	100	121	P	H
		5350.56	41.52	-12.48	54	33.11	32.25	9.19	33.03	100	121	A	H
		5116.96	49.54	-24.46	74	41.53	32.02	9.03	33.04	368	79	P	V
		5040.12	41.37	-12.63	54	33.49	31.95	8.97	33.04	368	79	A	V
	*	5270	102.13	-	-	93.85	32.17	9.14	33.03	368	79	P	V
	*	5270	93.06	-	-	84.78	32.17	9.14	33.03	368	79	A	V
		5414.88	48.4	-25.6	74	39.88	32.32	9.22	33.02	368	79	P	V
		5355.6	41.04	-12.96	54	32.63	32.25	9.19	33.03	368	79	A	V
	802.11ac VHT40 CH 62 5310MHz		5138.72	50.08	-23.92	74	42.03	32.03	9.05	33.03	100	121	P
		5091.8	41.61	-12.39	54	33.64	32	9.01	33.04	100	121	A	H
*		5310	103.13	-	-	94.78	32.22	9.16	33.03	100	121	P	H
*		5310	94.29	-	-	85.94	32.22	9.16	33.03	100	121	A	H
		5351.76	55.9	-18.1	74	47.49	32.25	9.19	33.03	100	121	P	H
		5350.8	50.71	-3.29	54	42.3	32.25	9.19	33.03	100	121	A	H
		5139.4	50.04	-23.96	74	41.99	32.03	9.05	33.03	362	79	P	V
		5040.46	41.67	-12.33	54	33.79	31.95	8.97	33.04	362	79	A	V
*		5310	102.92	-	-	94.57	32.22	9.16	33.03	362	79	P	V
*		5310	93.95	-	-	85.6	32.22	9.16	33.03	362	79	A	V
	5352	56.48	-17.52	74	48.07	32.25	9.19	33.03	362	79	P	V	
	5350.56	49.71	-4.29	54	41.3	32.25	9.19	33.03	362	79	A	V	
Remark	1. No other spurious found. 2. All results are PASS against Peak and Average limit line.												



Band 2 5250~5350MHz
WIFI 802.11ac VHT40 (Harmonic @ 3m)

WIFI Ant. 1	Note	Frequency (MHz)	Level (dBμV/m)	Over Limit (dB)	Limit Line (dBμV/m)	Read Level (dBμV)	Antenna Factor (dB/m)	Cable Loss (dB)	Preamp Factor (dB)	Ant Pos (cm)	Table Pos (deg)	Peak Avg. (P/A)	Pol. (H/V)	
802.11ac VHT40 CH 54 5270MHz		10540	45.77	-28.23	74	56.15	38.64	14.76	64.09	100	0	P	H	
		15810	44.8	-29.2	74	51.05	36.58	18.18	61.32	100	0	P	H	
													H	
													H	
			10540	45.77	-28.23	74	56.15	38.64	14.76	64.09	100	0	P	V
			15810	44.64	-29.36	74	50.89	36.58	18.18	61.32	100	0	P	V
														V
802.11ac VHT40 CH 62 5310MHz		10620	45.2	-28.8	74	55.43	38.74	14.81	64.08	100	0	P	H	
		15930	43.1	-30.9	74	49.26	36.15	18.28	60.86	100	0	P	H	
													H	
													H	
			10620	45.48	-28.52	74	55.71	38.74	14.81	64.08	100	0	P	V
			15930	43.54	-30.46	74	49.7	36.15	18.28	60.86	100	0	P	V
														V
Remark	1. No other spurious found.													
	2. All results are PASS against Peak and Average limit line.													



Band 2 5250~5350MHz
WIFI 802.11ac VHT80 (Band Edge @ 3m)

WIFI Ant. 1	Note	Frequency (MHz)	Level (dBμV/m)	Over Limit (dB)	Limit Line (dBμV/m)	Read Level (dBμV)	Antenna Factor (dB/m)	Cable Loss (dB)	Preamp Factor (dB)	Ant Pos (cm)	Table Pos (deg)	Peak Avg. (P/A)	Pol. (H/V)
802.11ac VHT80 CH 58 5290MHz		5144.5	48.95	-25.05	74	40.88	32.05	9.05	33.03	100	116	P	H
		5085	41.51	-12.49	54	33.56	31.98	9.01	33.04	100	116	A	H
	*	5290	98.27	-	-	89.96	32.18	9.16	33.03	100	116	P	H
	*	5290	90.01	-	-	81.7	32.18	9.16	33.03	100	116	A	H
		5360.16	58.4	-15.6	74	49.99	32.25	9.19	33.03	100	116	P	H
		5351.52	50.27	-3.73	54	41.86	32.25	9.19	33.03	100	116	A	H
		5055.76	49.98	-24.02	74	42.06	31.97	8.99	33.04	300	82	P	V
		5101.32	41.51	-12.49	54	33.54	32	9.01	33.04	300	82	A	V
	*	5290	96.83	-	-	88.52	32.18	9.16	33.03	300	82	P	V
	*	5290	88.11	-	-	79.8	32.18	9.16	33.03	300	82	A	V
		5357.76	56.37	-17.63	74	47.96	32.25	9.19	33.03	300	82	P	V
		5351.04	48.59	-5.41	54	40.18	32.25	9.19	33.03	300	82	A	V
Remark	1. No other spurious found. 2. All results are PASS against Peak and Average limit line.												



Band 2 5250~5350MHz

WIFI 802.11ac VHT80 (Harmonic @ 3m)

WIFI Ant. 1	Note	Frequency (MHz)	Level (dBμV/m)	Over Limit (dB)	Limit Line (dBμV/m)	Read Level (dBμV)	Antenna Factor (dB/m)	Cable Loss (dB)	Preamp Factor (dB)	Ant Pos (cm)	Table Pos (deg)	Peak Avg. (P/A)	Pol. (H/V)	
802.11ac VHT80 CH 58 5290MHz		10580	44.71	-29.29	74	55	38.7	14.78	64.08	100	0	P	H	
		15870	44.17	-29.83	74	50.39	36.33	18.22	61.06	100	0	P	H	
													H	
													H	
			10580	45.05	-28.95	74	55.34	38.7	14.78	64.08	100	0	P	V
			15870	44.81	-29.19	74	51.03	36.33	18.22	61.06	100	0	P	V
														V
														V
Remark	1. No other spurious found. 2. All results are PASS against Peak and Average limit line.													



Band 3 - 5470~5725MHz
WIFI 802.11a (Band Edge @ 3m)

WIFI	Note	Frequency	Level	Over	Limit	Read	Antenna	Cable	Preamp	Ant	Table	Peak	Pol.	
Ant.				Limit	Line	Level	Factor	Loss	Factor	Pos	Pos	Avg.		
1		(MHz)	(dBμV/m)	(dB)	(dBμV/m)	(dBμV)	(dB/m)	(dB)	(dB)	(cm)	(deg)	(P/A)	(H/V)	
802.11a CH 100 5500MHz		5455.6	50.6	-23.4	74	41.98	32.35	9.29	33.02	100	118	P	H	
		5462.64	51.08	-17.12	68.2	42.44	32.37	9.29	33.02	100	118	P	H	
		5457.52	42.6	-11.4	54	33.98	32.35	9.29	33.02	100	118	A	H	
	*	5500	107.09	-	-	98.34	32.4	9.37	33.02	100	118	P	H	
	*	5500	99.2	-	-	90.45	32.4	9.37	33.02	100	118	A	H	
														H
			5456.88	50.82	-23.18	74	42.2	32.35	9.29	33.02	300	340	P	V
			5461.52	50.11	-18.09	68.2	41.49	32.35	9.29	33.02	300	340	P	V
			5459.92	41.49	-12.51	54	32.87	32.35	9.29	33.02	300	340	A	V
	*		5500	104.96	-	-	96.21	32.4	9.37	33.02	300	340	P	V
	*		5500	97.1	-	-	88.35	32.4	9.37	33.02	300	340	A	V
														V
802.11a CH 116 5580MHz		5452.24	49.92	-24.08	74	41.3	32.35	9.29	33.02	101	120	P	H	
		5463.28	48.69	-19.51	68.2	40.05	32.37	9.29	33.02	101	120	P	H	
		5458.24	40.81	-13.19	54	32.19	32.35	9.29	33.02	101	120	A	H	
	*	5580	107.94	-	-	98.96	32.57	9.48	33.07	101	120	P	H	
	*	5580	99.87	-	-	90.89	32.57	9.48	33.07	101	120	A	H	
			5753.66	49.39	-18.81	68.2	39.64	33.02	9.88	33.15	101	120	P	H
			5457.76	48.48	-25.52	74	39.86	32.35	9.29	33.02	344	329	P	V
			5460.88	49.05	-19.15	68.2	40.43	32.35	9.29	33.02	344	329	P	V
			5453.68	40.67	-13.33	54	32.05	32.35	9.29	33.02	344	329	A	V
	*		5580	105.82	-	-	96.84	32.57	9.48	33.07	344	329	P	V
	*		5580	97.51	-	-	88.53	32.57	9.48	33.07	344	329	A	V
			5754.605	49.75	-18.45	68.2	40	33.02	9.88	33.15	344	329	P	V



802.11a CH 140 5700MHz	*	5700	110.38	-	-	100.89	32.86	9.75	33.12	100	120	P	H
	*	5700	102.35	-	-	92.86	32.86	9.75	33.12	100	120	A	H
		5726.28	58.96	-9.24	68.2	49.34	32.94	9.81	33.13	100	120	P	H
													H
													H
													H
	*	5700	105.68	-	-	96.19	32.86	9.75	33.12	293	344	P	V
	*	5700	98.08	-	-	88.59	32.86	9.75	33.12	293	344	A	V
		5725.56	53.17	-15.03	68.2	43.55	32.94	9.81	33.13	293	344	P	V
													V
													V
													V
Remark	1. No other spurious found. 2. All results are PASS against Peak and Average limit line.												



Band 3 - 5470~5725MHz
WIFI 802.11a (Harmonic @ 3m)

WIFI Ant. 1	Note	Frequency (MHz)	Level (dBμV/m)	Over Limit (dB)	Limit Line (dBμV/m)	Read Level (dBμV)	Antenna Factor (dB/m)	Cable Loss (dB)	Preamp Factor (dB)	Ant Pos (cm)	Table Pos (deg)	Peak Avg. (P/A)	Pol. (H/V)
802.11a CH 100 5500MHz		11000	46.65	-27.35	74	56.07	39.2	15.08	64	100	0	P	H
		16500	43.26	-24.94	68.2	49.82	37.1	18.74	62.7	100	0	P	H
													H
													H
		11000	46.7	-27.3	74	56.12	39.2	15.08	64	100	0	P	V
		16500	42.79	-25.41	68.2	49.35	37.1	18.74	62.7	100	0	P	V
													V
													V
802.11a CH 116 5580MHz		11160	47.34	-26.66	74	56.55	38.97	15.2	63.67	100	0	P	H
		16740	45.45	-22.75	68.2	49.97	38.93	18.93	62.7	100	0	P	H
													H
													H
		11160	47.91	-26.09	74	57.12	38.97	15.2	63.67	100	0	P	V
		16740	47.02	-21.18	68.2	51.54	38.93	18.93	62.7	100	0	P	V
													V
													V
802.11a CH 140 5700MHz		11400	46.74	-27.26	74	55.64	38.64	15.38	63.2	100	0	P	H
		17100	48.9	-19.3	68.2	50.53	40.84	19.18	62	100	0	P	H
													H
													H
		11400	47.07	-26.93	74	55.97	38.64	15.38	63.2	100	0	P	V
		17100	49.31	-18.89	68.2	50.94	40.84	19.18	62	100	0	P	V
													V
													V
Remark	1. No other spurious found. 2. All results are PASS against Peak and Average limit line.												



Band 3 - 5470~5725MHz
WIFI 802.11ac VHT20 (Band Edge @ 3m)

WIFI Ant. 1	Note	Frequency (MHz)	Level (dBμV/m)	Over Limit (dB)	Limit Line (dBμV/m)	Read Level (dBμV)	Antenna Factor (dB/m)	Cable Loss (dB)	Preamp Factor (dB)	Ant Pos (cm)	Table Pos (deg)	Peak Avg. (P/A)	Pol. (H/V)	
802.11ac VHT20 CH 100 5500MHz		5458.32	50.32	-23.68	74	41.7	32.35	9.29	33.02	100	112	P	H	
		5467.44	49.73	-18.47	68.2	41.09	32.37	9.29	33.02	100	112	P	H	
		5458.48	41.55	-12.45	54	32.93	32.35	9.29	33.02	100	112	A	H	
	*	5500	104.4	-	-	95.65	32.4	9.37	33.02	100	112	P	H	
	*	5500	95.5	-	-	86.75	32.4	9.37	33.02	100	112	A	H	
														H
			5453.52	50.26	-23.74	74	41.64	32.35	9.29	33.02	293	79	P	V
			5468.08	50.78	-17.42	68.2	42.14	32.37	9.29	33.02	293	79	P	V
			5458.8	42.15	-11.85	54	33.53	32.35	9.29	33.02	293	79	A	V
	*		5500	105.33	-	-	96.58	32.4	9.37	33.02	293	79	P	V
	*		5500	96.41	-	-	87.66	32.4	9.37	33.02	293	79	A	V
														V
802.11ac VHT20 CH 116 5580MHz		5428.48	49.66	-24.34	74	41.1	32.32	9.26	33.02	100	121	P	H	
		5469.76	49.22	-18.98	68.2	40.58	32.37	9.29	33.02	100	121	P	H	
		5458.72	40.6	-13.4	54	31.98	32.35	9.29	33.02	100	121	A	H	
	*	5580	107.97	-	-	98.99	32.57	9.48	33.07	100	121	P	H	
	*	5580	99.11	-	-	90.13	32.57	9.48	33.07	100	121	A	H	
			5758.385	50.05	-18.15	68.2	40.24	33.02	9.95	33.16	100	121	P	H
			5352.16	49.01	-24.99	74	40.6	32.25	9.19	33.03	282	80	P	V
			5460.64	47.56	-20.64	68.2	38.94	32.35	9.29	33.02	282	80	P	V
			5457.28	40.59	-13.41	54	31.97	32.35	9.29	33.02	282	80	A	V
	*		5580	105.18	-	-	96.2	32.57	9.48	33.07	282	80	P	V
	*		5580	96.5	-	-	87.52	32.57	9.48	33.07	282	80	A	V
			5742.95	50.21	-17.99	68.2	40.5	32.98	9.88	33.15	282	80	P	V



802.11ac VHT20 CH 140 5700MHz	*	5700	109.97	-	-	100.48	32.86	9.75	33.12	100	121	P	H
	*	5700	101.15	-	-	91.66	32.86	9.75	33.12	100	121	A	H
		5726.2	57.89	-10.31	68.2	48.27	32.94	9.81	33.13	100	121	P	H
													H
													H
													H
	*	5700	107.03	-	-	97.54	32.86	9.75	33.12	281	79	P	V
	*	5700	98.18	-	-	88.69	32.86	9.75	33.12	281	79	A	V
		5725	54.6	-13.6	68.2	44.98	32.94	9.81	33.13	281	79	P	V
													V
													V
													V
Remark	1. No other spurious found. 2. All results are PASS against Peak and Average limit line.												



Band 3 - 5470~5725MHz
WIFI 802.11ac VHT20 (Harmonic @ 3m)

WIFI Ant. 1	Note	Frequency (MHz)	Level (dBμV/m)	Over Limit (dB)	Limit Line (dBμV/m)	Read Level (dBμV)	Antenna Factor (dB/m)	Cable Loss (dB)	Preamp Factor (dB)	Ant Pos (cm)	Table Pos (deg)	Peak Avg. (P/A)	Pol. (H/V)	
802.11ac VHT20 CH 100 5500MHz		11000	46.53	-27.47	74	55.95	39.2	15.08	64	100	0	P	H	
		16500	43.18	-25.02	68.2	49.74	37.1	18.74	62.7	100	0	P	H	
													H	
													H	
			11000	46.5	-27.5	74	55.92	39.2	15.08	64	100	0	P	V
			16500	42.76	-25.44	68.2	49.32	37.1	18.74	62.7	100	0	P	V
														V
802.11ac VHT20 CH 116 5580MHz		11160	46.69	-27.31	74	55.9	38.97	15.2	63.67	100	0	P	H	
		16740	44.94	-23.26	68.2	49.46	38.93	18.93	62.7	100	0	P	H	
													H	
													H	
			11160	46.67	-27.33	74	55.88	38.97	15.2	63.67	100	0	P	V
			16740	45.22	-22.98	68.2	49.74	38.93	18.93	62.7	100	0	P	V
														V
802.11ac VHT20 CH 140 5700MHz		11400	45.97	-28.03	74	54.87	38.64	15.38	63.2	100	0	P	H	
		17100	48.98	-19.22	68.2	50.61	40.84	19.18	62	100	0	P	H	
													H	
													H	
			11400	46.06	-27.94	74	54.96	38.64	15.38	63.2	100	0	P	V
			17100	48.74	-19.46	68.2	50.37	40.84	19.18	62	100	0	P	V
														V
Remark	1. No other spurious found.													
	2. All results are PASS against Peak and Average limit line.													



Band 3 - 5470~5725MHz
WIFI 802.11ac VHT40 (Band Edge @ 3m)

WIFI Ant. 1	Note	Frequency (MHz)	Level (dBμV/m)	Over Limit (dB)	Limit Line (dBμV/m)	Read Level (dBμV)	Antenna Factor (dB/m)	Cable Loss (dB)	Preamp Factor (dB)	Ant Pos (cm)	Table Pos (deg)	Peak Avg. (P/A)	Pol. (H/V)
802.11ac VHT40 CH 102 5510MHz		5459.44	53.82	-20.18	74	45.2	32.35	9.29	33.02	100	121	P	H
		5467.84	57.87	-10.33	68.2	49.23	32.37	9.29	33.02	100	121	P	H
		5459.68	45.64	-8.36	54	37.02	32.35	9.29	33.02	100	121	A	H
	*	5510	102.64	-	-	93.9	32.4	9.37	33.03	100	121	P	H
	*	5510	93.63	-	-	84.89	32.4	9.37	33.03	100	121	A	H
		5725.625	49.76	-18.44	68.2	40.14	32.94	9.81	33.13	100	121	P	H
		5459.92	51.73	-22.27	74	43.11	32.35	9.29	33.02	271	79	P	V
		5470	56.8	-11.4	68.2	48.16	32.37	9.29	33.02	271	79	P	V
		5459.2	43.83	-10.17	54	35.21	32.35	9.29	33.02	271	79	A	V
	*	5510	101.19	-	-	92.45	32.4	9.37	33.03	271	79	P	V
	*	5510	91.82	-	-	83.08	32.4	9.37	33.03	271	79	A	V
		5760.59	49.84	-18.36	68.2	40.03	33.02	9.95	33.16	271	79	P	V
802.11ac VHT40 CH 110 5550MHz		5459.2	48.81	-25.19	74	40.19	32.35	9.29	33.02	100	121	P	H
		5461.12	49.62	-18.58	68.2	41	32.35	9.29	33.02	100	121	P	H
		5458.24	42.05	-11.95	54	33.43	32.35	9.29	33.02	100	121	A	H
	*	5550	103.94	-	-	95.03	32.52	9.44	33.05	100	121	P	H
	*	5550	94.85	-	-	85.94	32.52	9.44	33.05	100	121	A	H
		5730.035	51.08	-17.12	68.2	41.46	32.94	9.81	33.13	100	121	P	H
		5362.72	49.15	-24.85	74	40.72	32.27	9.19	33.03	287	79	P	V
		5465.2	49.55	-18.65	68.2	40.91	32.37	9.29	33.02	287	79	P	V
		5459.44	41.8	-12.2	54	33.18	32.35	9.29	33.02	287	79	A	V
	*	5550	101.72	-	-	92.81	32.52	9.44	33.05	287	79	P	V
	*	5550	92.74	-	-	83.83	32.52	9.44	33.05	287	79	A	V
		5755.55	49.93	-18.27	68.2	40.18	33.02	9.88	33.15	287	79	P	V



802.11ac VHT40 CH 134 5670MHz		5451.5	48.54	-25.46	74	39.92	32.35	9.29	33.02	100	121	P	H
		5470	47.77	-20.43	68.2	39.13	32.37	9.29	33.02	100	121	P	H
		5453.6	41.16	-12.84	54	32.54	32.35	9.29	33.02	100	121	A	H
	*	5670	105.35	-	-	95.97	32.81	9.68	33.11	100	121	P	H
	*	5670	96.79	-	-	87.41	32.81	9.68	33.11	100	121	A	H
		5734.55	54.89	-13.31	68.2	45.18	32.98	9.88	33.15	100	121	P	H
		5353.15	48.65	-25.35	74	40.24	32.25	9.19	33.03	284	79	P	V
		5464.8	47.85	-20.35	68.2	39.21	32.37	9.29	33.02	284	79	P	V
		5437.85	41.05	-12.95	54	32.48	32.33	9.26	33.02	284	79	A	V
	*	5670	102.41	-	-	93.03	32.81	9.68	33.11	284	79	P	V
	*	5670	94.01	-	-	84.63	32.81	9.68	33.11	284	79	A	V
		5740.85	51.57	-16.63	68.2	41.86	32.98	9.88	33.15	284	79	P	V
Remark	1. No other spurious found. 2. All results are PASS against Peak and Average limit line.												



Band 3 - 5470~5725MHz
WIFI 802.11ac VHT40 (Harmonic @ 3m)

WIFI Ant. 1	Note	Frequency (MHz)	Level (dBµV/m)	Over Limit (dB)	Limit Line (dBµV/m)	Read Level (dBµV)	Antenna Factor (dB/m)	Cable Loss (dB)	Preamp Factor (dB)	Ant Pos (cm)	Table Pos (deg)	Peak Avg. (P/A)	Pol. (H/V)	
802.11ac VHT40 CH 102 5510MHz		11020	46.23	-27.77	74	55.62	39.18	15.11	63.97	100	0	P	H	
		16530	42.81	-25.39	68.2	49.09	37.36	18.76	62.7	100	0	P	H	
													H	
													H	
			11020	45.72	-28.28	74	55.11	39.18	15.11	63.97	100	0	P	V
			16530	43.06	-25.14	68.2	49.34	37.36	18.76	62.7	100	0	P	V
														V
802.11ac VHT40 CH 110 5550MHz		11100	46.56	-27.44	74	55.85	39.06	15.16	63.8	100	0	P	H	
		16650	43.65	-24.55	68.2	48.9	38.28	18.86	62.7	100	0	P	H	
													H	
													H	
			11100	46.27	-27.73	74	55.56	39.06	15.16	63.8	100	0	P	V
			16650	44.32	-23.88	68.2	49.57	38.28	18.86	62.7	100	0	P	V
														V
802.11ac VHT40 CH 134 5670MHz		11340	47.03	-26.97	74	56.01	38.73	15.33	63.33	100	0	P	H	
		17010	46.73	-21.47	68.2	48.94	40.89	19.14	62.58	100	0	P	H	
													H	
													H	
			11340	47.77	-26.23	74	56.75	38.73	15.33	63.33	100	0	P	V
			17010	47.36	-20.84	68.2	49.57	40.89	19.14	62.58	100	0	P	V
														V
Remark	1. No other spurious found.													
	2. All results are PASS against Peak and Average limit line.													



Band 3 5470~5725MHz
WIFI 802.11ac VHT80 (Band Edge @ 3m)

WIFI Ant. 1	Note	Frequency (MHz)	Level (dBμV/m)	Over Limit (dB)	Limit Line (dBμV/m)	Read Level (dBμV)	Antenna Factor (dB/m)	Cable Loss (dB)	Preamp Factor (dB)	Ant Pos (cm)	Table Pos (deg)	Peak Avg. (P/A)	Pol. (H/V)
802.11ac VHT80 CH 106 5530MHz		5456.08	56.91	-17.09	74	48.29	32.35	9.29	33.02	100	121	P	H
		5464.96	57.61	-10.59	68.2	48.97	32.37	9.29	33.02	100	121	P	H
		5458.72	49.81	-4.19	54	41.19	32.35	9.29	33.02	100	121	A	H
	*	5530	99.65	-	-	90.85	32.44	9.41	33.05	100	121	P	H
	*	5530	90.27	-	-	81.47	32.44	9.41	33.05	100	121	A	H
		5744.525	50.17	-18.03	68.2	40.46	32.98	9.88	33.15	100	121	P	H
		5458.24	56.21	-17.79	74	47.59	32.35	9.29	33.02	285	79	P	V
		5464	56.53	-11.67	68.2	47.89	32.37	9.29	33.02	285	79	P	V
		5459.2	48.84	-5.16	54	40.22	32.35	9.29	33.02	285	79	A	V
	*	5530	97.82	-	-	89.02	32.44	9.41	33.05	285	79	P	V
	*	5530	88.05	-	-	79.25	32.44	9.41	33.05	285	79	A	V
	5760.905	49.63	-18.57	68.2	39.82	33.02	9.95	33.16	285	79	P	V	
802.11ac VHT80 CH 122 5610MHz		5366.56	49.54	-24.46	74	41.11	32.27	9.19	33.03	100	121	P	H
		5462.56	48.77	-19.43	68.2	40.13	32.37	9.29	33.02	100	121	P	H
		5436.88	41.15	-12.85	54	32.58	32.33	9.26	33.02	100	121	A	H
	*	5610	101.36	-	-	92.24	32.65	9.55	33.08	100	121	P	H
	*	5610	91.78	-	-	82.66	32.65	9.55	33.08	100	121	A	H
		5727.9	51.64	-16.56	68.2	42.02	32.94	9.81	33.13	100	121	P	H
		5359.12	49.92	-24.08	74	41.51	32.25	9.19	33.03	295	79	P	V
		5468.8	48.39	-19.81	68.2	39.75	32.37	9.29	33.02	295	79	P	V
		5441.2	40.87	-13.13	54	32.3	32.33	9.26	33.02	295	79	A	V
	*	5610	97.66	-	-	88.54	32.65	9.55	33.08	295	79	P	V
	*	5610	88.72	-	-	79.6	32.65	9.55	33.08	295	79	A	V
	5736.125	50.31	-17.89	68.2	40.6	32.98	9.88	33.15	295	79	P	V	
Remark	1. No other spurious found. 2. All results are PASS against Peak and Average limit line.												



Band 3 5470~5725MHz
WIFI 802.11ac VHT80 (Harmonic @ 3m)

WIFI Ant. 1	Note	Frequency (MHz)	Level (dBμV/m)	Over Limit (dB)	Limit Line (dBμV/m)	Read Level (dBμV)	Antenna Factor (dB/m)	Cable Loss (dB)	Preamp Factor (dB)	Ant Pos (cm)	Table Pos (deg)	Peak Avg. (P/A)	Pol. (H/V)
802.11ac VHT80 CH 106 5530MHz		11060	47.34	-26.66	74	56.68	39.11	15.13	63.87	100	0	P	H
		16590	44.28	-23.92	68.2	50.11	37.76	18.81	62.7	100	0	P	H
													H
													H
		11060	46.22	-27.78	74	55.56	39.11	15.13	63.87	100	0	P	V
		16590	43.86	-24.34	68.2	49.69	37.76	18.81	62.7	100	0	P	V
													V
802.11ac VHT80 CH 122 5610MHz		11220	46.57	-27.43	74	55.7	38.9	15.25	63.57	100	0	P	H
		16830	45.55	-22.65	68.2	49.33	39.59	19	62.7	100	0	P	H
													H
													H
		11220	47.33	-26.67	74	56.46	38.9	15.25	63.57	100	0	P	V
		16830	45.04	-23.16	68.2	48.82	39.59	19	62.7	100	0	P	V
													V
Remark	1. No other spurious found.												
	2. All results are PASS against Peak and Average limit line.												



Band 3 - Straddle Channel
WIFI 802.11a (Band Edge @ 3m)

WIFI	Note	Frequency	Level	Over	Limit	Read	Antenna	Cable	Preamp	Ant	Table	Peak	Pol.
Ant.				Limit	Line	Level	Factor	Loss	Factor	Pos	Pos	Avg.	
1		(MHz)	(dBμV/m)	(dB)	(dBμV/m)	(dBμV)	(dB/m)	(dB)	(dB)	(cm)	(deg)	(P/A)	(H/V)
802.11a CH 144 5720MHz	*	5720	110.46	-	-	100.84	32.94	9.81	33.13	100	117	P	H
	*	5720	102.3	-	-	92.68	32.94	9.81	33.13	100	117	A	H
													H
													H
													H
													H
	*	5720	105.82	-	-	96.2	32.94	9.81	33.13	352	84	P	V
	*	5720	98.34	-	-	88.72	32.94	9.81	33.13	352	84	A	V
													V
													V
													V
	Remark	1. No other spurious found. 2. All results are PASS against Peak and Average limit line.											



Band 3 - Straddle Channel
WIFI 802.11a (Harmonic @ 3m)

WIFI Ant. 1	Note	Frequency (MHz)	Level (dBµV/m)	Over Limit (dB)	Limit Line (dBµV/m)	Read Level (dBµV)	Antenna Factor (dB/m)	Cable Loss (dB)	Preamp Factor (dB)	Ant Pos (cm)	Table Pos (deg)	Peak Avg. (P/A)	Pol. (H/V)	
802.11a CH 144 5720MHz		11440	45.74	-28.26	74	54.6	38.59	15.4	63.13	100	0	P	H	
		17160	48.65	-19.55	68.2	49.82	40.8	19.21	61.53	100	0	P	H	
													H	
													H	
			11440	45.45	-28.55	74	54.31	38.59	15.4	63.13	100	0	P	V
			17160	48.35	-19.85	68.2	49.52	40.8	19.21	61.53	100	0	P	V
														V
														V
Remark	1. No other spurious found. 2. All results are PASS against Peak and Average limit line.													



Band 3 - Straddle Channel
WIFI 802.11ac VHT20 (Band Edge @ 3m)

WIFI Ant. 1	Note	Frequency (MHz)	Level (dBμV/m)	Over Limit (dB)	Limit Line (dBμV/m)	Read Level (dBμV)	Antenna Factor (dB/m)	Cable Loss (dB)	Preamp Factor (dB)	Ant Pos (cm)	Table Pos (deg)	Peak Avg. (P/A)	Pol. (H/V)
802.11ac VHT20 CH 144 5720MHz	*	5720	109.29	-	-	99.67	32.94	9.81	33.13	100	117	P	H
	*	5720	100.92	-	-	91.3	32.94	9.81	33.13	100	117	A	H
													H
													H
													H
													H
	*	5720	105.12	-	-	95.5	32.94	9.81	33.13	352	84	P	V
	*	5720	96.99	-	-	87.37	32.94	9.81	33.13	352	84	A	V
													V
													V
Remark	1. No other spurious found. 2. All results are PASS against Peak and Average limit line.												



Band 3 - Straddle Channel
WIFI 802.11ac VHT20 (Harmonic @ 3m)

WIFI Ant. 1	Note	Frequency (MHz)	Level (dBμV/m)	Over Limit (dB)	Limit Line (dBμV/m)	Read Level (dBμV)	Antenna Factor (dB/m)	Cable Loss (dB)	Preamp Factor (dB)	Ant Pos (cm)	Table Pos (deg)	Peak Avg. (P/A)	Pol. (H/V)	
802.11ac VHT20 CH 144 5720MHz		11440	46.42	-27.58	74	55.28	38.59	15.4	63.13	100	0	P	H	
		17160	49.56	-18.64	68.2	50.73	40.8	19.21	61.53	100	0	P	H	
													H	
													H	
			11440	45.74	-28.26	74	54.6	38.59	15.4	63.13	100	0	P	V
			17160	48.99	-19.21	68.2	50.16	40.8	19.21	61.53	100	0	P	V
														V
Remark	1. No other spurious found.													
	2. All results are PASS against Peak and Average limit line.													



Band 3 - Straddle Channel
WIFI 802.11ac VHT40 (Band Edge @ 3m)

WIFI Ant. 1	Note	Frequency (MHz)	Level (dBμV/m)	Over Limit (dB)	Limit Line (dBμV/m)	Read Level (dBμV)	Antenna Factor (dB/m)	Cable Loss (dB)	Preamp Factor (dB)	Ant Pos (cm)	Table Pos (deg)	Peak Avg. (P/A)	Pol. (H/V)
802.11ac VHT40 CH 142 5710MHz	*	5710	106.08	-	-	96.5	32.9	9.81	33.13	100	116	P	H
	*	5710	97.3	-	-	87.72	32.9	9.81	33.13	100	116	A	H
													H
													H
													H
													H
	*	5710	101.7	-	-	92.12	32.9	9.81	33.13	351	83	P	V
	*	5710	93.28	-	-	83.7	32.9	9.81	33.13	351	83	A	V
													V
													V
												V	
												V	
Remark	1. No other spurious found. 2. All results are PASS against Peak and Average limit line.												



Band 3 - Straddle Channel
WIFI 802.11ac VHT40 (Harmonic @ 3m)

WIFI Ant. 1	Note	Frequency (MHz)	Level (dBµV/m)	Over Limit (dB)	Limit Line (dBµV/m)	Read Level (dBµV)	Antenna Factor (dB/m)	Cable Loss (dB)	Preamp Factor (dB)	Ant Pos (cm)	Table Pos (deg)	Peak Avg. (P/A)	Pol. (H/V)	
802.11ac VHT40 CH 142 5710MHz		11420	45.54	-28.46	74	54.42	38.62	15.39	63.17	100	0	P	H	
		17130	48.57	-19.63	68.2	49.97	40.82	19.2	61.77	100	0	P	H	
													H	
													H	
			11420	47.06	-26.94	74	55.94	38.62	15.39	63.17	100	0	P	V
			17130	48.8	-19.4	68.2	50.2	40.82	19.2	61.77	100	0	P	V
														V
Remark	1. No other spurious found.													
	2. All results are PASS against Peak and Average limit line.													



Band 3 - Straddle Channel
WIFI 802.11ac VHT80 (Band Edge @ 3m)

WIFI Ant. 1	Note	Frequency (MHz)	Level (dBμV/m)	Over Limit (dB)	Limit Line (dBμV/m)	Read Level (dBμV)	Antenna Factor (dB/m)	Cable Loss (dB)	Preamp Factor (dB)	Ant Pos (cm)	Table Pos (deg)	Peak Avg. (P/A)	Pol. (H/V)
802.11ac VHT80 CH 138 5690MHz	*	5690	101.54	-	-	92.05	32.86	9.75	33.12	100	116	P	H
	*	5690	92.62	-	-	83.13	32.86	9.75	33.12	100	116	A	H
													H
													H
													H
													H
	*	5690	97.48	-	-	87.99	32.86	9.75	33.12	287	82	P	V
	*	5690	89.12	-	-	79.63	32.86	9.75	33.12	287	82	A	V
													V
													V
Remark	1. No other spurious found. 2. All results are PASS against Peak and Average limit line.												



Band 3 - Straddle Channel
WIFI 802.11ac VHT80 (Harmonic @ 3m)

WIFI Ant. 1	Note	Frequency (MHz)	Level (dBμV/m)	Over Limit (dB)	Limit Line (dBμV/m)	Read Level (dBμV)	Antenna Factor (dB/m)	Cable Loss (dB)	Preamp Factor (dB)	Ant Pos (cm)	Table Pos (deg)	Peak Avg. (P/A)	Pol. (H/V)	
802.11ac VHT80 CH 138 5690MHz		11380	46.06	-27.94	74	54.98	38.66	15.36	63.23	100	0	P	H	
		17070	47.63	-20.57	68.2	49.48	40.86	19.17	62.23	100	0	P	H	
													H	
													H	
			11380	46.25	-27.75	74	55.17	38.66	15.36	63.23	100	0	P	V
			17070	47.48	-20.72	68.2	49.33	40.86	19.17	62.23	100	0	P	V
														V
														V
Remark	1. No other spurious found. 2. All results are PASS against Peak and Average limit line.													



Emission below 1GHz
WIFI 802.11ac VHT80 (LF @ 3m)

WIFI	Note	Frequency	Level	Over	Limit	Read	Antenna	Cable	Preamp	Ant	Table	Peak	Pol.	
Ant.				Limit	Line	Level	Factor	Loss	Factor	Pos	Pos	Avg.		
1		(MHz)	(dBμV/m)	(dB)	(dBμV/m)	(dBμV)	(dB/m)	(dB)	(dB)	(cm)	(deg)	(P/A)	(H/V)	
802.11ac VHT80 LF		98.31	23.17	-20.33	43.5	38.45	15.79	1.39	32.48	-	-	P	H	
		134.49	30.15	-13.35	43.5	43.61	17.43	1.51	32.45	-	-	P	H	
		155.82	29.79	-13.71	43.5	43.91	16.61	1.61	32.43	-	-	P	H	
		332.2	25.48	-20.52	46	35.59	19.8	2.39	32.36	-	-	P	H	
		632.5	27.81	-18.19	46	30.64	26.38	3.15	32.46	-	-	P	H	
		951.7	33.46	-12.54	46	29.79	30.86	3.82	31.18	100	0	P	H	
														H
														H
														H
														H
														H
														V
			31.08	31.43	-8.57	40	39.24	23.84	0.82	32.49	110	241	P	V
			35.4	29.57	-10.43	40	39.94	21.3	0.82	32.49	-	-	P	V
			73.74	25.51	-14.49	40	44.32	12.44	1.22	32.49	-	-	P	V
			461	24.48	-21.52	46	30.63	23.4	2.77	32.36	-	-	P	V
			763.4	30.71	-15.29	46	31.17	28.25	3.44	32.29	-	-	P	V
			949.6	33.38	-12.62	46	29.82	30.77	3.82	31.2	-	-	P	V
														V
														V
													V	
													V	
													V	
Remark	1. No other spurious found. 2. All results are PASS against limit line.													



Note symbol

*	Fundamental Frequency which can be ignored. However, the level of any unwanted emissions shall not exceed the level of the fundamental frequency.
!	Test result is over limit line.
P/A	Peak or Average
H/V	Horizontal or Vertical



A calculation example for radiated spurious emission is shown as below:

WIFI	Note	Frequency	Level	Over	Limit	Read	Antenna	Cable	Preamp	Ant	Table	Peak	Pol.
Ant.				Limit	Line	Level	Factor	Loss	Factor	Pos	Pos	Avg.	
1		(MHz)	(dBμV/m)	(dB)	(dBμV/m)	(dBμV)	(dB/m)	(dB)	(dB)	(cm)	(deg)	(P/A)	(H/V)
802.11b		2390	55.45	-18.55	74	54.51	32.22	4.58	35.86	103	308	P	H
CH 01													
2412MHz		2390	43.54	-10.46	54	42.6	32.22	4.58	35.86	103	308	A	H

- Level(dBμV/m) =
Antenna Factor(dB/m) + Cable Loss(dB) + Read Level(dBμV) - Preamp Factor(dB)
- Over Limit(dB) = Level(dBμV/m) – Limit Line(dBμV/m)

For Peak Limit @ 2390MHz:

- Level(dBμV/m)
= Antenna Factor(dB/m) + Cable Loss(dB) + Read Level(dBμV) - Preamp Factor(dB)
= 32.22(dB/m) + 4.58(dB) + 54.51(dBμV) – 35.86 (dB)
= 55.45 (dBμV/m)
- Over Limit(dB)
= Level(dBμV/m) – Limit Line(dBμV/m)
= 55.45(dBμV/m) – 74(dBμV/m)
= -18.55(dB)

For Average Limit @ 2390MHz:

- Level(dBμV/m)
= Antenna Factor(dB/m) + Cable Loss(dB) + Read Level(dBμV) - Preamp Factor(dB)
= 32.22(dB/m) + 4.58(dB) + 42.6(dBμV) – 35.86 (dB)
= 43.54 (dBμV/m)
- Over Limit(dB)
= Level(dBμV/m) – Limit Line(dBμV/m)
= 43.54(dBμV/m) – 54(dBμV/m)
= -10.46(dB)

Both peak and average measured complies with the limit line, so test result is “PASS”.



Appendix D. Radiated Spurious Emission

Test Engineer :	Hao Hsu, and Ken Wu	Temperature :	24 ~ 26°C
		Relative Humidity :	50 ~ 55%

Note symbol

-L	Low channel location
-R	High channel location



Band 1 - 5150~5250MHz
WIFI 802.11a (Band Edge @ 3m)

Table with 2 columns (Horizontal, Fundamental) and 2 rows (Peak, Avg.). Contains spectral plots and labels like 'Peak', 'Fundamental', 'Avg.', and 'Left blank'.

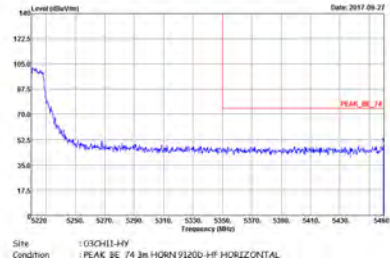



WIFI	Band 1 5150~5250MHz Band Edge @ 3m	
ANT	802.11a CH36 5180MHz	
1	Vertical	Fundamental
Peak	<p>Site : 03CH11-HY Condition : PEAK BE 74 3m HORN 91200-HF VERTICAL</p>	<p>Site : 03CH11-HY Condition : PEAK 74 3m HORN 91200-HF VERTICAL</p>
Avg.	<p>Site : 03CH11-HY Condition : AVG BE 54 3m HORN 91200-HF VERTICAL</p>	Left blank

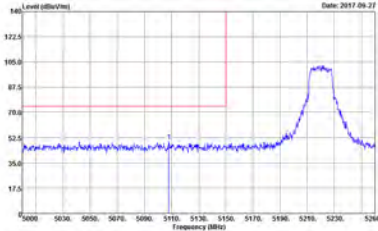
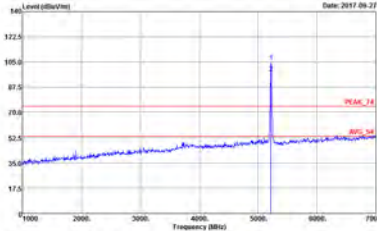
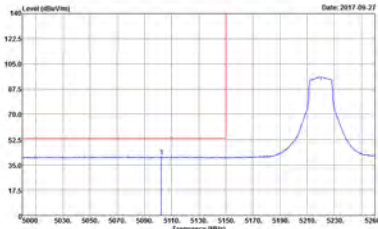


WIFI	Band 1 5150~5250MHz Band Edge @ 3m	
ANT	802.11a CH44 5220MHz - L	
1	Horizontal	Fundamental
Peak	<p>Site : 03CH11-HY Condition : PEAK BE 74 3m HORN 91200 -HF HORIZONTAL</p>	<p>Site : 03CH11-HY Condition : PEAK 74 3m HORN 91200 -HF HORIZONTAL</p>
Avg.	<p>Site : 03CH11-HY Condition : AVG BE 54 3m HORN 91200 -HF HORIZONTAL</p>	Left blank



WIFI	Band 1 5150~5250MHz Band Edge @ 3m	
ANT	802.11a CH44 5220MHz - R	
1	Horizontal	Fundamental
Peak		Left blank
Avg.		Left blank



WIFI	Band 1 5150~5250MHz Band Edge @ 3m	
ANT	802.11a CH44 5220MHz - L	
1	Vertical	Fundamental
Peak	 <p>Site : 03CH11-HY Condition : PEAK BE 74 3m HORN 91200-HF VERTICAL</p>	 <p>Site : 03CH11-HY Condition : PEAK 74 3m HORN 91200-HF VERTICAL</p>
Avg.	 <p>Site : 03CH11-HY Condition : AVG BE 54 3m HORN 91200-HF VERTICAL</p>	Left blank

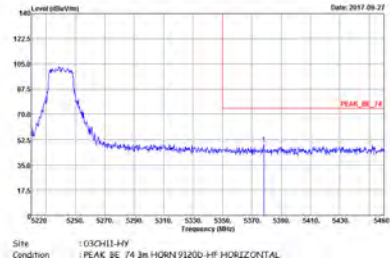



WIFI	Band 1 5150~5250MHz Band Edge @ 3m	
ANT	802.11a CH44 5220MHz - R	
1	Vertical	Fundamental
Peak		Left blank
Avg.		Left blank

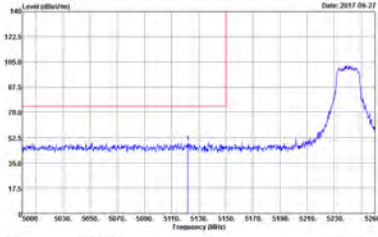
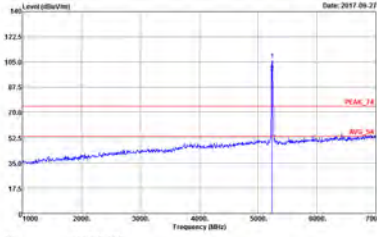
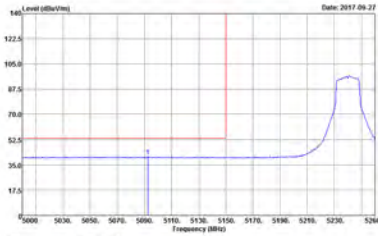


WIFI	Band 1 5150~5250MHz Band Edge @ 3m	
ANT	802.11a CH48 5240MHz - L	
1	Horizontal	Fundamental
Peak		
Avg.		Left blank

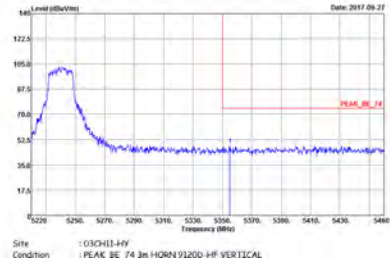
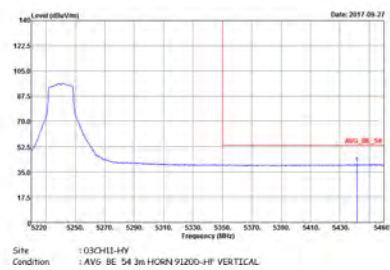


WIFI	Band 1 5150~5250MHz Band Edge @ 3m	
ANT	802.11a CH48 5240MHz - R	
1	Horizontal	Fundamental
Peak		Left blank
Avg.		Left blank



WIFI	Band 1 5150~5250MHz Band Edge @ 3m	
ANT	802.11a CH48 5240MHz - L	
1	Vertical	Fundamental
Peak	 <p>Site : 03CHI-HY Condition : PEAK BE 74 3m HORN 91200-HF VERTICAL</p>	 <p>Site : 03CHI-HY Condition : PEAK 74 3m HORN 91200-HF VERTICAL</p>
Avg.	 <p>Site : 03CHI-HY Condition : AVG BE 54 3m HORN 91200-HF VERTICAL</p>	Left blank



WIFI	Band 1 5150~5250MHz Band Edge @ 3m	
ANT	802.11a CH48 5240MHz - R	
1	Vertical	Fundamental
Peak		Left blank
Avg.		Left blank



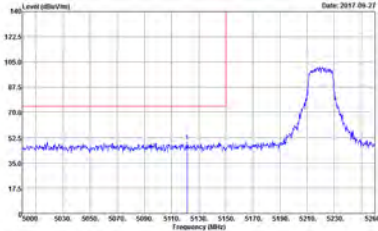
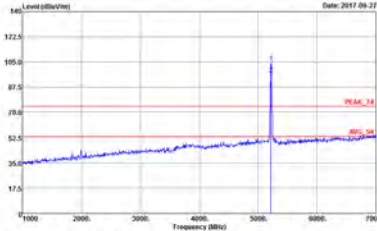
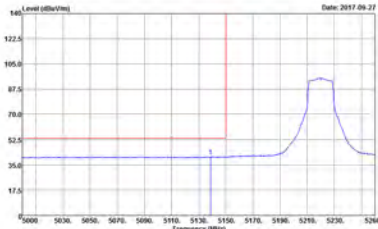
Band 1 5150~5250MHz
WIFI 802.11ac VHT20 (Band Edge @ 3m)

WIFI	Band 1 5150~5250MHz Band Edge @ 3m	
ANT	802.11ac VHT20 CH36 5180MHz	
1	Horizontal	Fundamental
Peak	<p>Site : 03CHI-HY Condition : PEAK BE 74 3m HORN 91200-HF HORIZONTAL</p>	<p>Site : 03CHI-HY Condition : PEAK 74 3m HORN 91200-HF HORIZONTAL</p>
Avg.	<p>Site : 03CHI-HY Condition : AVG BE 54 3m HORN 91200-HF HORIZONTAL</p>	Left blank

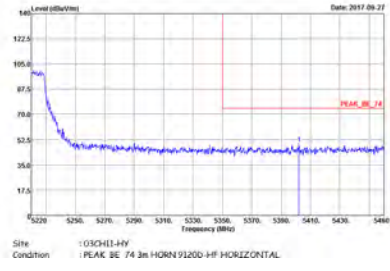



WIFI	Band 1 5150~5250MHz Band Edge @ 3m	
ANT	802.11ac VHT20 CH36 5180MHz	
1	Vertical	Fundamental
Peak	<p>Site : 03CH11-HY Condition : PEAK BE 74 3m HORN 91200-HF VERTICAL</p>	<p>Site : 03CH11-HY Condition : PEAK 74 3m HORN 91200-HF VERTICAL</p>
Avg.	<p>Site : 03CH11-HY Condition : AVG BE 54 3m HORN 91200-HF VERTICAL</p>	Left blank

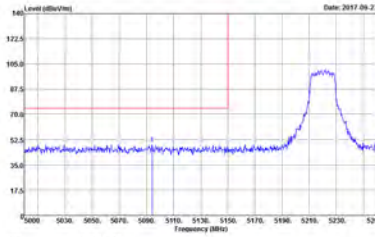
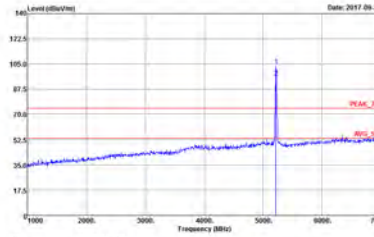
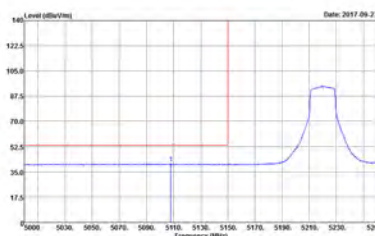


WIFI	Band 1 5150~5250MHz Band Edge @ 3m	
ANT	802.11ac VHT20 CH44 5220MHz - L	
1	Horizontal	Fundamental
Peak	 <p>Site : 03CH11-HY Condition : PEAK BE 74 3m HORN 91200-HF HORIZONTAL</p>	 <p>Site : 03CH11-HY Condition : PEAK 74 3m HORN 91200-HF HORIZONTAL</p>
Avg.	 <p>Site : 03CH11-HY Condition : AVG BE 54 3m HORN 91200-HF HORIZONTAL</p>	Left blank



WIFI	Band 1 5150~5250MHz Band Edge @ 3m	
ANT	802.11ac VHT20 CH44 5220MHz - R	
1	Horizontal	Fundamental
Peak		Left blank
Avg.		Left blank



WIFI	Band 1 5150~5250MHz Band Edge @ 3m	
ANT	802.11ac VHT20 CH44 5220MHz - L	
1	Vertical	Fundamental
Peak	 <p>Site : 03CH11-HY Condition : PEAK BE 74 3m HORN 91200-HF VERTICAL</p>	 <p>Site : 03CH11-HY Condition : PEAK 74 3m HORN 91200-HF VERTICAL</p>
Avg.	 <p>Site : 03CH11-HY Condition : AVG BE 54 3m HORN 91200-HF VERTICAL</p>	Left blank



WIFI	Band 1 5150~5250MHz Band Edge @ 3m	
ANT	802.11ac VHT20 CH44 5220MHz - R	
1	Vertical	Fundamental
Peak		Left blank
Avg.		Left blank

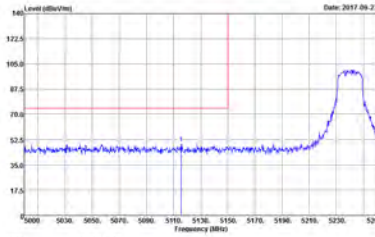
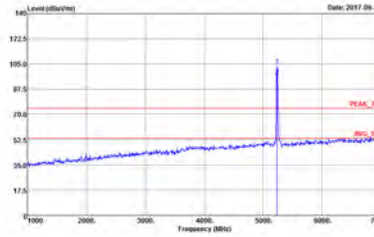
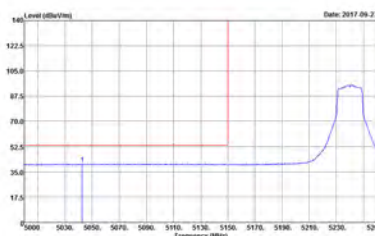


WIFI	Band 1 5150~5250MHz Band Edge @ 3m	
ANT	802.11ac VHT20 CH48 5240MHz - L	
1	Horizontal	Fundamental
Peak		
Avg.		Left blank



WIFI	Band 1 5150~5250MHz Band Edge @ 3m	
ANT	802.11ac VHT20 CH48 5240MHz - R	
1	Horizontal	Fundamental
<p>Peak</p>		<p>Left blank</p>
<p>Avg.</p>		<p>Left blank</p>



WIFI	Band 1 5150~5250MHz Band Edge @ 3m	
ANT	802.11ac VHT20 CH48 5240MHz - L	
1	Vertical	Fundamental
Peak	 <p>Site : 03CHI1-HY Condition : PEAK BE 74 3m HORN 91200-HF VERTICAL</p>	 <p>Site : 03CHI1-HY Condition : PEAK 74 3m HORN 91200-HF VERTICAL</p>
Avg.	 <p>Site : 03CHI1-HY Condition : AVG BE 54 3m HORN 91200-HF VERTICAL</p>	Left blank



WIFI	Band 1 5150~5250MHz Band Edge @ 3m	
ANT	802.11ac VHT20 CH48 5240MHz - R	
1	Vertical	Fundamental
Peak	<p>Site : 03CH11-HY Condition : PEAK BE 74 3m HORN 91200-HF VERTICAL</p>	Left blank
Avg.	<p>Site : 03CH11-HY Condition : AVG BE 54 3m HORN 91200-HF VERTICAL</p>	Left blank



Band 1 5150~5250MHz
WIFI 802.11ac VHT40 (Band Edge @ 3m)

WIFI	Band 1 5150~5250MHz Band Edge @ 3m	
ANT	802.11ac VHT40 CH38 5190MHz - L	
1	Horizontal	Fundamental
Peak	<p>Site : 03CHI1-HY Condition : PEAK BE 74 3m HORN 91200 -HF HORIZONTAL</p>	<p>Site : 03CHI1-HY Condition : PEAK 74 3m HORN 91200 -HF HORIZONTAL</p>
Avg.	<p>Site : 03CHI1-HY Condition : AVG BE 54 3m HORN 91200 -HF HORIZONTAL</p>	Left blank

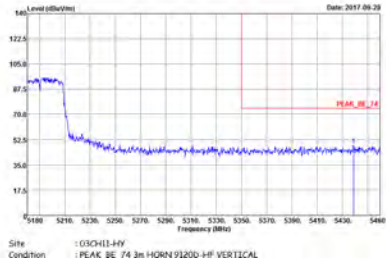
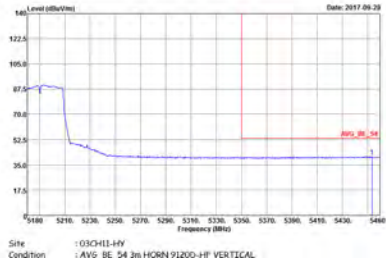


WIFI	Band 1 5150~5250MHz Band Edge @ 3m	
ANT	802.11ac VHT40 CH38 5190MHz - R	
1	Horizontal	Fundamental
<p>Peak</p>		<p>Left blank</p>
<p>Avg.</p>		<p>Left blank</p>



WIFI	Band 1 5150~5250MHz Band Edge @ 3m	
ANT	802.11ac VHT40 CH38 5190MHz - L	
1	Vertical	Fundamental
Peak		
Avg.		Left blank



WIFI	Band 1 5150~5250MHz Band Edge @ 3m	
ANT	802.11ac VHT40 CH38 5190MHz - R	
1	Vertical	Fundamental
Peak		Left blank
Avg.		Left blank

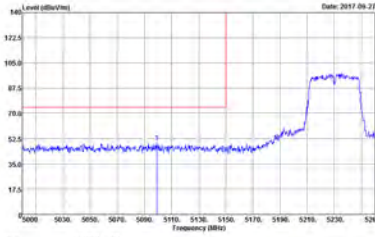
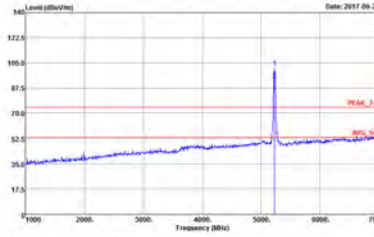
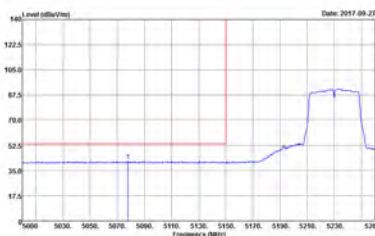


WIFI	Band 1 5150~5250MHz Band Edge @ 3m	
ANT	802.11ac VHT40 CH46 5230MHz - L	
1	Horizontal	Fundamental
Peak	<p>Site : 03CH11-HY Condition : PEAK BE 74 3m HORN 91200-HF HORIZONTAL</p>	<p>Site : 03CH11-HY Condition : PEAK 74 3m HORN 91200-HF HORIZONTAL</p>
Avg.	<p>Site : 03CH11-HY Condition : AVG BE 54 3m HORN 91200-HF HORIZONTAL</p>	Left blank



WIFI	Band 1 5150~5250MHz Band Edge @ 3m	
ANT	802.11ac VHT40 CH46 5230MHz - R	
1	Horizontal	Fundamental
<p>Peak</p>		<p>Left blank</p>
<p>Avg.</p>		<p>Left blank</p>



WIFI	Band 1 5150~5250MHz Band Edge @ 3m	
ANT	802.11ac VHT40 CH46 5230MHz - L	
1	Vertical	Fundamental
Peak	 <p>Site : 03CH11-HY Condition : PEAK BE 74 3m HORN 91200-HF VERTICAL</p>	 <p>Site : 03CH11-HY Condition : PEAK 74 3m HORN 91200-HF VERTICAL</p>
Avg.	 <p>Site : 03CH11-HY Condition : AVG BE 54 3m HORN 91200-HF VERTICAL</p>	Left blank



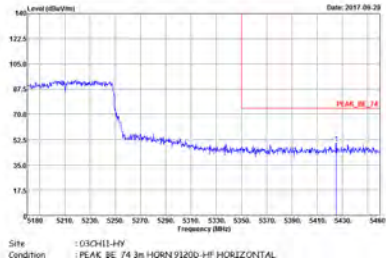
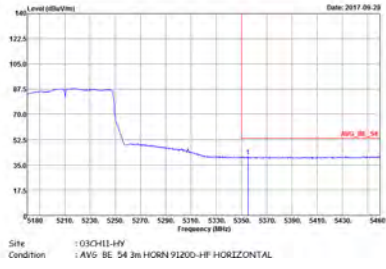
WIFI	Band 1 5150~5250MHz Band Edge @ 3m	
ANT	802.11ac VHT40 CH46 5230MHz - R	
1	Vertical	Fundamental
Peak		Left blank
Avg.		Left blank



**Band 1 5150~5250MHz
WIFI 802.11ac VHT80 (Band Edge @ 3m)**

WIFI	Band 1 5150~5250MHz Band Edge @ 3m	
ANT	802.11ac VHT80 CH42 5210MHz - L	
1	Horizontal	Fundamental
Peak	<p>Site : 03CHI1-HY Condition : PEAK BE 74 3m HORN 91200 -HF HORIZONTAL</p>	<p>Site : 03CHI1-HY Condition : PEAK 74 3m HORN 91200 -HF HORIZONTAL</p>
Avg.	<p>Site : 03CHI1-HY Condition : AVG BE 54 3m HORN 91200 -HF HORIZONTAL</p>	Left blank



WIFI	Band 1 5150~5250MHz Band Edge @ 3m	
ANT	802.11ac VHT80 CH42 5210MHz - R	
1	Horizontal	Fundamental
Peak		Left blank
Avg.		Left blank



WIFI	Band 1 5150~5250MHz Band Edge @ 3m	
ANT	802.11ac VHT80 CH42 5210MHz - L	
1	Vertical	Fundamental
Peak		
Avg.		Left blank



WIFI	Band 1 5150~5250MHz Band Edge @ 3m	
ANT	802.11ac VHT80 CH42 5210MHz - R	
1	Vertical	Fundamental
Peak		Left blank
Avg.		Left blank



Band 1 - 5150~5250MHz
WIFI 802.11a (Harmonic @ 3m)

WIFI	Band 1 5150~5250MHz Harmonic @ 3m	
ANT	802.11a CH36 5180MHz	
1	Horizontal	Vertical
Peak Avg.	<p>Site : 03CHEL-4F Condition : PEAK 74 3m HORN 9120D -HF HORIZONTAL</p>	<p>Site : 03CHEL-4F Condition : PEAK 74 3m HORN 9120D -HF VERTICAL</p>



WIFI	Band 1 5150~5250MHz Harmonic @ 3m	
ANT	802.11a CH44 5220MHz	
1	Horizontal	Vertical
Peak Avg.	<p>Site : 03SCH11-4F Condition : PEAK 74 3m.HORN 91200 -HF HORIZONTAL</p>	<p>Site : 03SCH11-4F Condition : PEAK 74 3m.HORN 91200 -HF VERTICAL</p>



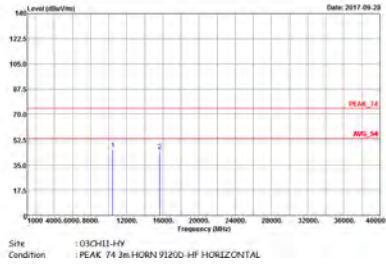
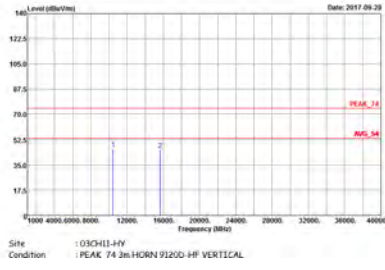
WIFI	Band 1 5150~5250MHz Harmonic @ 3m	
ANT	802.11a CH48 5240MHz	
1	Horizontal	Vertical
Peak Avg.	<p>Site : 03SCH11-4F Condition : PEAK 74 3m.HORN 91200 -HF HORIZONTAL</p>	<p>Site : 03SCH11-4F Condition : PEAK 74 3m.HORN 91200 -HF VERTICAL</p>



Band 1 5150~5250MHz
WIFI 802.11ac VHT20 (Harmonic @ 3m)

Table with 3 columns: WIFI, ANT, and measurement results for Horizontal and Vertical orientations. Includes two graphs showing Level (dBm/5m) vs Frequency (MHz) with peak markers at 74 and 54 dBm.



WIFI	Band 1 5150~5250MHz Harmonic @ 3m	
ANT	802.11ac VHT20 CH44 5220MHz	
1	Horizontal	Vertical
Peak Avg.		



WIFI	Band 1 5150~5250MHz Harmonic @ 3m	
ANT	802.11ac VHT20 CH48 5240MHz	
1	Horizontal	Vertical
Peak Avg.	<p>Site : 03SCH11-4F Condition : PEAK 74 3m.HORN 91200 -HF HORIZONTAL</p>	<p>Site : 03SCH11-4F Condition : PEAK 74 3m.HORN 91200 -HF VERTICAL</p>



**Band 1 5150~5250MHz
WIFI 802.11ac VHT40 (Harmonic @ 3m)**

WIFI	Band 1 5150~5250MHz Harmonic @ 3m	
ANT	802.11ac VHT40 CH38 5190MHz	
1	Horizontal	Vertical
Peak Avg.	<p>Site : 03CHI1-HY Condition : PEAK 74 3m HORN 91200-HF HORIZONTAL</p>	<p>Site : 03CHI1-HY Condition : PEAK 74 3m HORN 91200-HF VERTICAL</p>



WIFI	Band 1 5150~5250MHz Harmonic @ 3m	
ANT	802.11ac VHT40 CH46 5230MHz	
1	Horizontal	Vertical
Peak Avg.	<p>Site : 03SCH11-4F Condition : PEAK 74 3m.HORN 91200 -HF HORIZONTAL</p>	<p>Site : 03SCH11-4F Condition : PEAK 74 3m.HORN 91200 -HF VERTICAL</p>



**Band 1 5150~5250MHz
WIFI 802.11ac VHT80 (Harmonic @ 3m)**

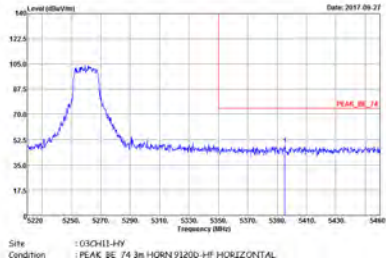
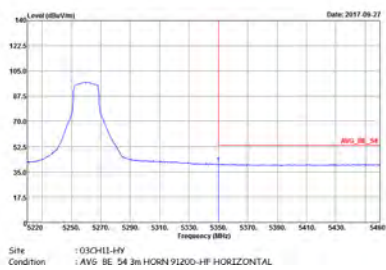
WIFI	Band 1 5150~5250MHz Harmonic @ 3m	
ANT	802.11ac VHT80 CH42 5210MHz	
1	Horizontal	Vertical
Peak Avg.	<p>Site : 03CHI1-HY Condition : PEAK 74 3m HORN 91200-HF HORIZONTAL</p>	<p>Site : 03CHI1-HY Condition : PEAK 74 3m HORN 91200-HF VERTICAL</p>



Band 2 - 5250~5350MHz
WIFI 802.11a (Band Edge @ 3m)

WIFI	Band 2 5250~5350MHz Band Edge @ 3m	
ANT	802.11a CH52 5260MHz - L	
1	Horizontal	Fundamental
Peak	<p>Site : 03CH11-HY Condition : PEAK BE 74 3m HORN 9120D -HF HORIZONTAL</p>	<p>Site : 03CH11-HY Condition : PEAK 74 3m HORN 9120D -HF HORIZONTAL</p>
Avg.	<p>Site : 03CH11-HY Condition : AVG BE 54 3m HORN 9120D -HF HORIZONTAL</p>	Left blank

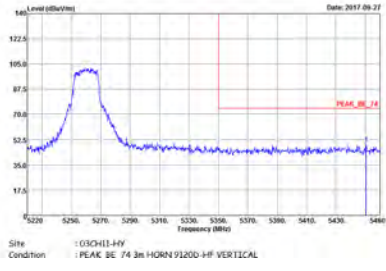
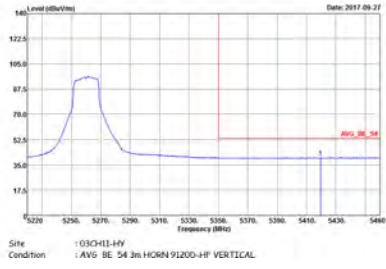


WIFI	Band 2 5250~5350MHz Band Edge @ 3m	
ANT	802.11a CH52 5260MHz - R	
1	Horizontal	Fundamental
Peak		Left blank
Avg.		Left blank

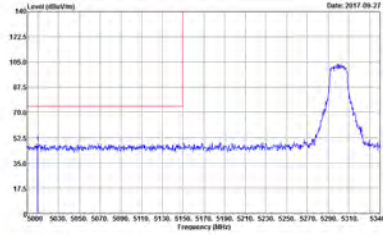
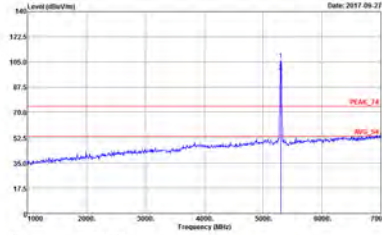
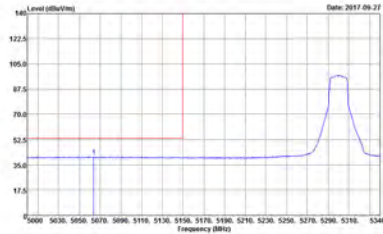


WIFI	Band 2 5250~5350MHz Band Edge @ 3m	
ANT	802.11a CH52 5260MHz - L	
1	Vertical	Fundamental
Peak	<p>Site : 03CH11-HY Condition : PEAK BE 74 3m HORN 91200-HF VERTICAL</p>	<p>Site : 03CH11-HY Condition : PEAK 74 3m HORN 91200-HF VERTICAL</p>
Avg.	<p>Site : 03CH11-HY Condition : AVG BE 54 3m HORN 91200-HF VERTICAL</p>	Left blank

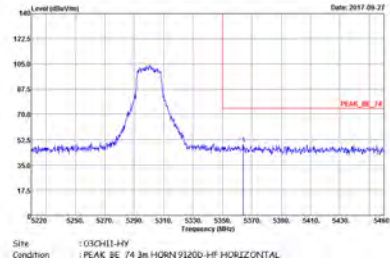



WIFI	Band 2 5250~5350MHz Band Edge @ 3m	
ANT	802.11a CH52 5260MHz - R	
1	Vertical	Fundamental
Peak		Left blank
Avg.		Left blank

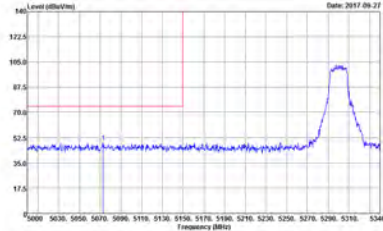
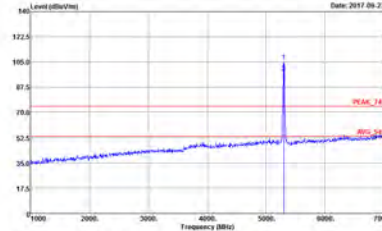
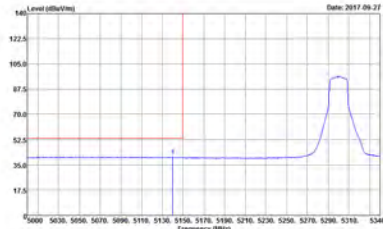


WIFI	Band 2 5250~5350MHz Band Edge @ 3m	
ANT	802.11a CH60 5300MHz - L	
1	Horizontal	Fundamental
Peak	 <p>Site : 03CHI1-HY Condition : PEAK BE 74 3m HORN 91200 -HF HORIZONTAL</p>	 <p>Site : 03CHI1-HY Condition : PEAK 74 3m HORN 91200 -HF HORIZONTAL</p>
Avg.	 <p>Site : 03CHI1-HY Condition : AVG BE 54 3m HORN 91200 -HF HORIZONTAL</p>	Left blank



WIFI	Band 2 5250~5350MHz Band Edge @ 3m	
ANT	802.11a CH60 5300MHz - R	
1	Horizontal	Fundamental
Peak		Left blank
Avg.		Left blank

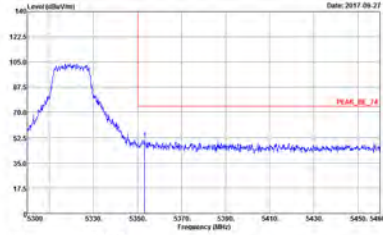
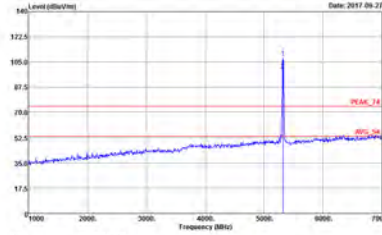
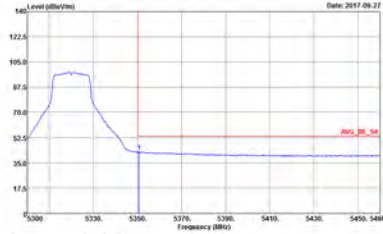


WIFI	Band 2 5250~5350MHz Band Edge @ 3m	
ANT	802.11a CH60 5300MHz - L	
1	Vertical	Fundamental
Peak	 <p>Site : 03CHI1-HY Condition : PEAK BE 74 3m HORN 91200-HF VERTICAL</p>	 <p>Site : 03CHI1-HY Condition : PEAK 74 3m HORN 91200-HF VERTICAL</p>
Avg.	 <p>Site : 03CHI1-HY Condition : AVG BE 54 3m HORN 91200-HF VERTICAL</p>	Left blank



WIFI	Band 2 5250~5350MHz Band Edge @ 3m	
ANT	802.11a CH60 5300MHz - R	
1	Vertical	Fundamental
Peak	<p>Site : 03CH11-HY Condition : PEAK BE 74 3m HORN 91200-HF VERTICAL</p>	Left blank
Avg.	<p>Site : 03CH11-HY Condition : AVG BE 54 3m HORN 91200-HF VERTICAL</p>	Left blank



WIFI	Band 2 5250~5350MHz Band Edge @ 3m	
ANT	802.11a CH64 5320MHz	
1	Horizontal	Fundamental
Peak	 <p>Site : 03CH11-HY Condition : PEAK BE 74 3m HORN 91200-HF HORIZONTAL</p>	 <p>Site : 03CH11-HY Condition : PEAK 74 3m HORN 91200-HF HORIZONTAL</p>
Avg.	 <p>Site : 03CH11-HY Condition : AVG BE 54 3m HORN 91200-HF HORIZONTAL</p>	Left blank



WIFI	Band 2 5250~5350MHz Band Edge @ 3m	
ANT	802.11a CH64 5320MHz	
1	Vertical	Fundamental
Peak	<p>Site : 03CH11-HY Condition : PEAK BE 74 3m HORN 91200-HF VERTICAL</p>	<p>Site : 03CH11-HY Condition : PEAK 74 3m HORN 91200-HF VERTICAL</p>
Avg.	<p>Site : 03CH11-HY Condition : AVG BE 54 3m HORN 91200-HF VERTICAL</p>	Left blank



Band 2 5250~5350MHz
WIFI 802.11ac VHT20 (Band Edge @ 3m)

WIFI	Band 2 5250~5350MHz Band Edge @ 3m	
ANT	802.11ac VHT20 CH52 5260MHz - L	
1	Horizontal	Fundamental
Peak		
Avg.		Left blank



WIFI	Band 2 5250~5350MHz Band Edge @ 3m	
ANT	802.11ac VHT20 CH52 5260MHz - R	
1	Horizontal	Fundamental
<p>Peak</p>		<p>Left blank</p>
<p>Avg.</p>		<p>Left blank</p>

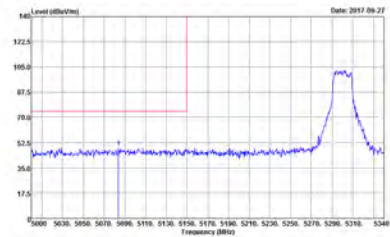
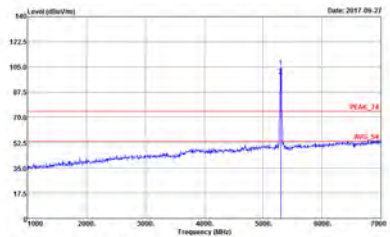
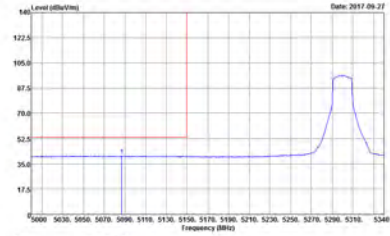


WIFI	Band 2 5250~5350MHz Band Edge @ 3m	
ANT	802.11ac VHT20 CH52 5260MHz - L	
1	Vertical	Fundamental
Peak	<p>Site : 03CHI1-HY Condition : PEAK BE 74 3m HORN 91200-HF VERTICAL</p>	<p>Site : 03CHI1-HY Condition : PEAK 74 3m HORN 91200-HF VERTICAL</p>
Avg.	<p>Site : 03CHI1-HY Condition : AVG BE 54 3m HORN 91200-HF VERTICAL</p>	Left blank



WIFI	Band 2 5250~5350MHz Band Edge @ 3m	
ANT	802.11ac VHT20 CH52 5260MHz - R	
1	Vertical	Fundamental
Peak		Left blank
Avg.		Left blank



WIFI	Band 2 5250~5350MHz Band Edge @ 3m	
ANT	802.11ac VHT20 CH60 5300MHz - L	
1	Horizontal	Fundamental
Peak	 <p>Site : 03CHI1-HY Condition : PEAK BE 74 3m HORN 91200 -HF HORIZONTAL</p>	 <p>Site : 03CHI1-HY Condition : PEAK 74 3m HORN 91200 -HF HORIZONTAL</p>
Avg.	 <p>Site : 03CHI1-HY Condition : AVG BE 54 3m HORN 91200 -HF HORIZONTAL</p>	Left blank

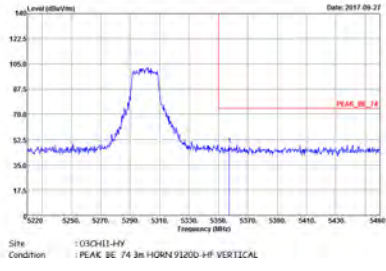
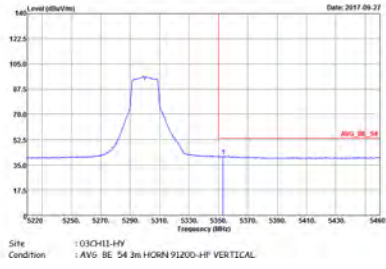


WIFI	Band 2 5250~5350MHz Band Edge @ 3m	
ANT	802.11ac VHT20 CH60 5300MHz - R	
1	Horizontal	Fundamental
<p>Peak</p>		<p>Left blank</p>
<p>Avg.</p>		<p>Left blank</p>

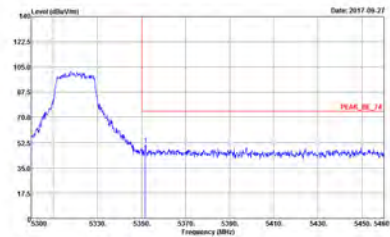
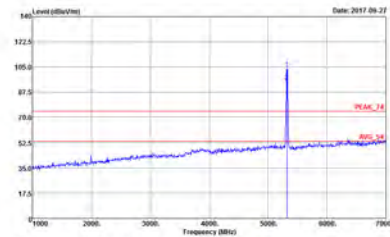
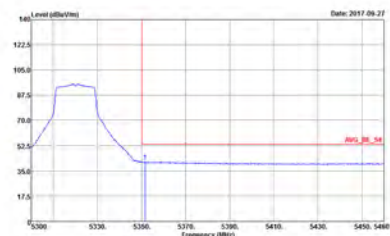


WIFI	Band 2 5250~5350MHz Band Edge @ 3m	
ANT	802.11ac VHT20 CH60 5300MHz - L	
1	Vertical	Fundamental
Peak	<p>Site : 03CHI-HY Condition : PEAK BE 74 3m HORN 91200-HF VERTICAL</p>	<p>Site : 03CHI-HY Condition : PEAK 74 3m HORN 91200-HF VERTICAL</p>
Avg.	<p>Site : 03CHI-HY Condition : AVG BE 54 3m HORN 91200-HF VERTICAL</p>	Left blank



WIFI	Band 2 5250~5350MHz Band Edge @ 3m	
ANT	802.11ac VHT20 CH60 5300MHz - R	
1	Vertical	Fundamental
Peak		Left blank
Avg.		Left blank



WIFI	Band 2 5250~5350MHz Band Edge @ 3m	
ANT	802.11ac VHT20 CH64 5320MHz	
1	Horizontal	Fundamental
Peak	 <p>Site : 03CHI1-HY Condition : PEAK BE 74 3m HORN 91200-HF HORIZONTAL</p>	 <p>Site : 03CHI1-HY Condition : PEAK 74 3m HORN 91200-HF HORIZONTAL</p>
Avg.	 <p>Site : 03CHI1-HY Condition : AVG BE 54 3m HORN 91200-HF HORIZONTAL</p>	Left blank



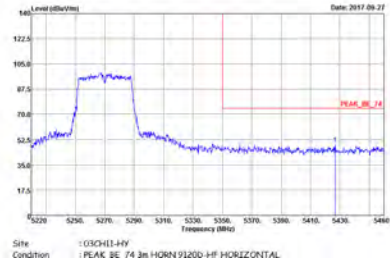
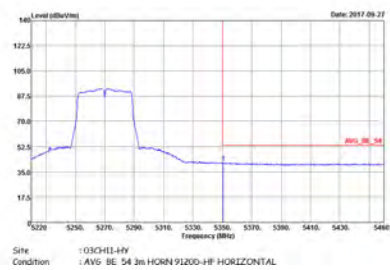
WIFI	Band 2 5250~5350MHz Band Edge @ 3m	
ANT	802.11ac VHT20 CH64 5320MHz	
1	Vertical	Fundamental
Peak	<p>Site : 03CH11-HY Condition : PEAK BE 74 3m HORN 91200-HF VERTICAL</p>	<p>Site : 03CH11-HY Condition : PEAK 74 3m HORN 91200-HF VERTICAL</p>
Avg.	<p>Site : 03CH11-HY Condition : AVG BE 54 3m HORN 91200-HF VERTICAL</p>	Left blank



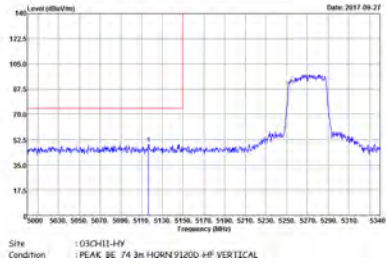
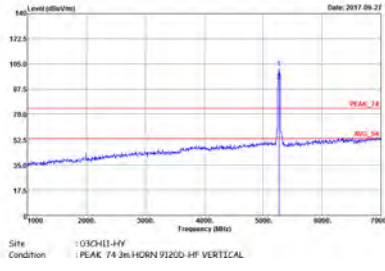
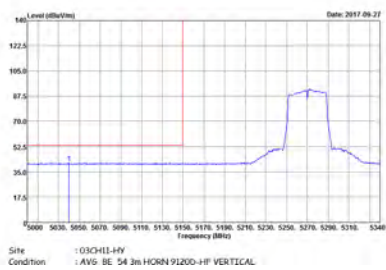
Band 2 5250~5350MHz
WIFI 802.11ac VHT40 (Band Edge @ 3m)

WIFI	Band 2 5250~5350MHz Band Edge @ 3m	
ANT	802.11ac VHT40 CH54 5270 MHz - L	
1	Horizontal	Fundamental
Peak		
Avg.		Left blank

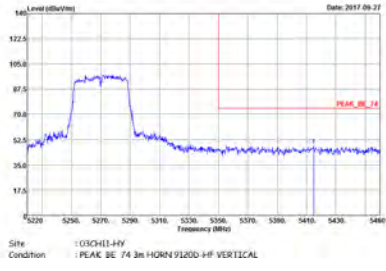
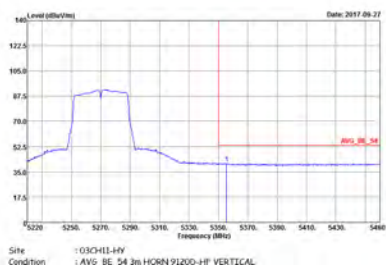


WIFI	Band 2 5250~5350MHz Band Edge @ 3m	
ANT	802.11ac VHT40 CH54 5270 MHz - R	
1	Horizontal	Fundamental
Peak		Left blank
Avg.		Left blank

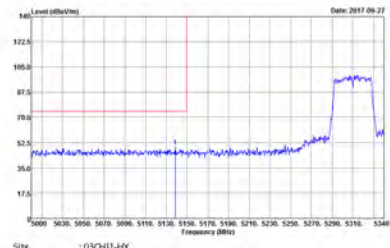
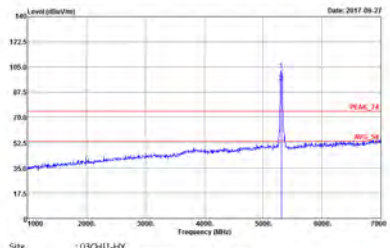
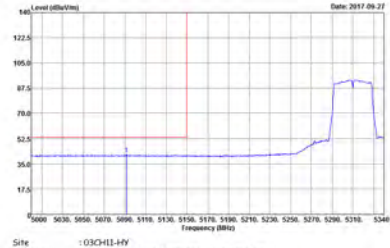


WIFI	Band 2 5250~5350MHz Band Edge @ 3m	
ANT	802.11ac VHT40 CH54 5270 MHz - L	
1	Vertical	Fundamental
Peak		
Avg.		Left blank

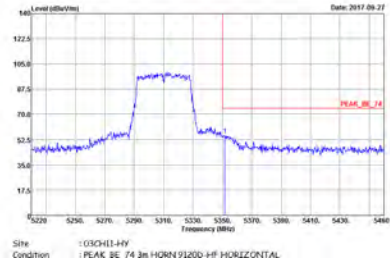



WIFI	Band 2 5250~5350MHz Band Edge @ 3m	
ANT	802.11ac VHT40 CH54 5270 MHz - R	
1	Vertical	Fundamental
Peak		Left blank
Avg.		Left blank



WIFI	Band 2 5250~5350MHz Band Edge @ 3m	
ANT	802.11ac VHT40 CH62 5310 MHz - L	
1	Horizontal	Fundamental
Peak	 <p>Site : 03CHI1-HY Condition : PEAK BE 74 3m HORN 91200-HF HORIZONTAL</p>	 <p>Site : 03CHI1-HY Condition : PEAK 74 3m HORN 91200-HF HORIZONTAL</p>
Avg.	 <p>Site : 03CHI1-HY Condition : AVG BE 54 3m HORN 91200-HF HORIZONTAL</p>	Left blank

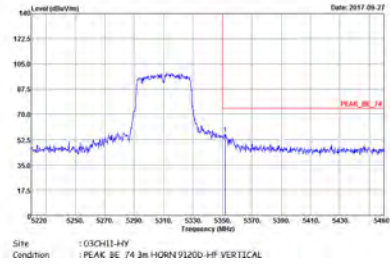



WIFI	Band 2 5250~5350MHz Band Edge @ 3m	
ANT	802.11ac VHT40 CH62 5310 MHz - R	
1	Horizontal	Fundamental
Peak		Left blank
Avg.		Left blank



WIFI	Band 2 5250~5350MHz Band Edge @ 3m	
ANT	802.11ac VHT40 CH62 5310 MHz - L	
1	Vertical	Fundamental
Peak	<p>Site : 03CHI1-HY Condition : PEAK BE 74 3m HORN 91200-HF VERTICAL</p>	<p>Site : 03CHI1-HY Condition : PEAK 74 3m HORN 91200-HF VERTICAL</p>
Avg.	<p>Site : 03CHI1-HY Condition : AVG BE 54 3m HORN 91200-HF VERTICAL</p>	Left blank



WIFI	Band 2 5250~5350MHz Band Edge @ 3m	
ANT	802.11ac VHT40 CH62 5310 MHz - R	
1	Vertical	Fundamental
Peak		Left blank
Avg.		Left blank



Band 2 5250~5350MHz
WIFI 802.11ac VHT80 (Band Edge @ 3m)

WIFI	Band 2 5250~5350MHz Band Edge @ 3m	
ANT	802.11ac VHT80 CH58 5290MHz - L	
1	Horizontal	Fundamental
Peak	<p>Site : 03CH11-HY Condition : PEAK BE 74 3m HORN 91200 -HF HORIZONTAL</p>	<p>Site : 03CH11-HY Condition : PEAK 74 3m HORN 91200 -HF HORIZONTAL</p>
Avg.	<p>Site : 03CH11-HY Condition : AVG BE 54 3m HORN 91200 -HF HORIZONTAL</p>	Left blank



WIFI	Band 2 5250~5350MHz Band Edge @ 3m	
ANT	802.11ac VHT80 CH58 5290MHz - R	
1	Horizontal	Fundamental
<p>Peak</p>	<p>Site : 03CHI1-HY Condition : PEAK BE 74 3m HORN 91200-HF HORIZONTAL</p>	<p>Left blank</p>
<p>Avg.</p>	<p>Site : 03CHI1-HY Condition : AVG BE 54 3m HORN 91200-HF HORIZONTAL</p>	<p>Left blank</p>



WIFI	Band 2 5250~5350MHz Band Edge @ 3m	
ANT	802.11ac VHT80 CH58 5290MHz - L	
1	Vertical	Fundamental
Peak	<p>Site : 03CHI1-HY Condition : PEAK BE 74 3m HORN 91200-HF VERTICAL</p>	<p>Site : 03CHI1-HY Condition : PEAK 74 3m HORN 91200-HF VERTICAL</p>
Avg.	<p>Site : 03CHI1-HY Condition : AVG BE 54 3m HORN 91200-HF VERTICAL</p>	Left blank



WIFI	Band 2 5250~5350MHz Band Edge @ 3m	
ANT	802.11ac VHT80 CH58 5290MHz - R	
1	Vertical	Fundamental
<p>Peak</p>		<p>Left blank</p>
<p>Avg.</p>		<p>Left blank</p>



Band 2 - 5250~5350MHz
WIFI 802.11a (Harmonic @ 3m)

WIFI	Band 2 5250~5350MHz Harmonic @ 3m	
ANT	802.11a CH52 5260MHz	
1	Horizontal	Vertical
Peak Avg.	<p>Site : 03CH11-4F Condition : PEAK 74 3m HORN 9120D -HF HORIZONTAL</p>	<p>Site : 03CH11-4F Condition : PEAK 74 3m HORN 9120D -HF VERTICAL</p>



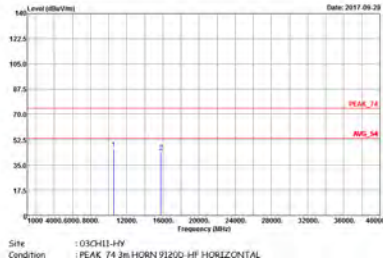
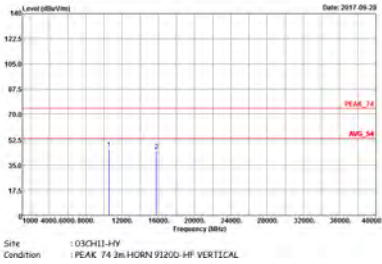
WIFI	Band 2 5250~5350MHz Harmonic @ 3m	
ANT	802.11a CH60 5300MHz	
1	Horizontal	Vertical
Peak Avg.	<p>Site : 03SCH11-4F Condition : PEAK 74 3m.HORN 91200 -HF HORIZONTAL</p>	<p>Site : 03SCH11-4F Condition : PEAK 74 3m.HORN 91200 -HF VERTICAL</p>



WIFI	Band 2 5250~5350MHz Harmonic @ 3m	
ANT	802.11a CH64 5320MHz	
1	Horizontal	Vertical
Peak Avg.	<p>Site : 03SCH11-4F Condition : PEAK 74 3m.HORN 91200 -HF HORIZONTAL</p>	<p>Site : 03SCH11-4F Condition : PEAK 74 3m.HORN 91200 -HF VERTICAL</p>



Band 2 5250~5350MHz
WIFI 802.11ac VHT20 (Harmonic @ 3m)

WIFI	Band 2 5250~5350MHz Harmonic @ 3m	
ANT	802.11ac VHT20 CH52 5260MHz	
1	Horizontal	Vertical
Peak Avg.		



WIFI	Band 2 5250~5350MHz Harmonic @ 3m	
ANT	802.11ac VHT20 CH60 5300MHz	
1	Horizontal	Vertical
Peak Avg.	<p>Site : 03SCH11-4F Condition : PEAK 74 3m.HORN 91200 -HF HORIZONTAL</p>	<p>Site : 03SCH11-4F Condition : PEAK 74 3m.HORN 91200 -HF VERTICAL</p>



WIFI	Band 2 5250~5350MHz Harmonic @ 3m	
ANT	802.11ac VHT20 CH64 5320MHz	
1	Horizontal	Vertical
Peak Avg.	<p>Horizontal spectrum plot showing Level (dBuV/m) vs Frequency (MHz). The plot displays two distinct peaks at approximately 11.5 MHz and 12.5 MHz. The y-axis ranges from 17.5 to 140 dBuV/m, and the x-axis ranges from 1000 to 40000 MHz. Two horizontal red lines indicate limits: PEAK_74 at approximately 70 dBuV/m and AVG_54 at approximately 52.5 dBuV/m. The plot is dated 2017-09-29.</p> <p>Site : 03SCH11-4F Condition : PEAK 74 3m HORN 91200 -HF HORIZONTAL</p>	<p>Vertical spectrum plot showing Level (dBuV/m) vs Frequency (MHz). The plot displays two distinct peaks at approximately 11.5 MHz and 12.5 MHz. The y-axis ranges from 17.5 to 140 dBuV/m, and the x-axis ranges from 1000 to 40000 MHz. Two horizontal red lines indicate limits: PEAK_74 at approximately 70 dBuV/m and AVG_54 at approximately 52.5 dBuV/m. The plot is dated 2017-09-29.</p> <p>Site : 03SCH11-4F Condition : PEAK 74 3m HORN 91200 -HF VERTICAL</p>



Band 2 5250~5350MHz
WIFI 802.11ac VHT40 (Harmonic @ 3m)

Table with 3 columns: WIFI, ANT, and measurement results for Peak Avg. under Horizontal and Vertical orientations. Includes two frequency level graphs.



WIFI	Band 2 5250~5350MHz Harmonic @ 3m	
ANT	802.11ac VHT40 CH62 5310	
1	Horizontal	Vertical
Peak Avg.	<p>Site : 03SCH11-4F Condition : PEAK 74 3m.HORN 91200 -HF HORIZONTAL</p>	<p>Site : 03SCH11-4F Condition : PEAK 74 3m.HORN 91200 -HF VERTICAL</p>



Band 2 5250~5350MHz
WIFI 802.11ac VHT80 (Harmonic @ 3m)

Table with 3 columns: WIFI, ANT, and measurement results for Horizontal and Vertical orientations. Includes two graphs showing Level (dBm/5m) vs Frequency (MHz) with peak markers and labels like PEAK_74 and AVG_54.



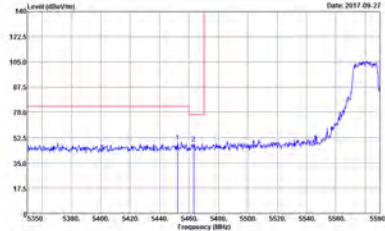
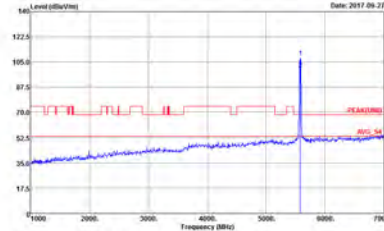
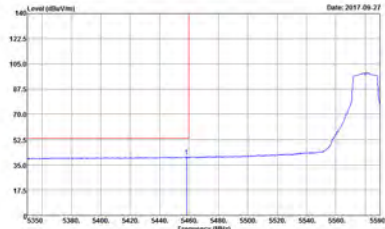
Band 3 - 5470~5725MHz
WIFI 802.11a (Band Edge @ 3m)

Table with 2 columns (Horizontal, Fundamental) and 2 rows (Peak, Avg.). Contains spectral plots and labels like 'Left blank'.

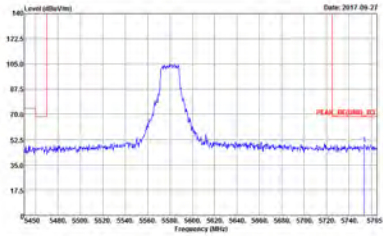


WIFI	Band 3 5470~5725MHz Band Edge @ 3m	
ANT	802.11a CH100 5500MHz	
1	Vertical	Fundamental
Peak	<p>Site : 03CHI1-HY Condition : PEAK BE(FUN1) B3 3m HORN 91200-HF VERTICAL</p>	<p>Site : 03CHI1-HY Condition : PEAK(FUN1) 3m HORN 91200-HF VERTICAL</p>
Avg.	<p>Site : 03CHI1-HY Condition : AVG BE(FUN1) B3 3m HORN 91200-HF VERTICAL</p>	Left blank



WIFI	Band 3 5470~5725MHz Band Edge @ 3m	
ANT	802.11a CH116 5580MHz - L	
1	Horizontal	Fundamental
Peak	 <p>Site : 03CHI1-HY Condition : PEAK BE(FUN1) B3 3m HORN 9120D-HF HORIZONTAL</p>	 <p>Site : 03CHI1-HY Condition : PEAK(FUN1) 3m HORN 9120D-HF HORIZONTAL</p>
Avg.	 <p>Site : 03CHI1-HY Condition : AVG BE(FUN1) B3 3m HORN 9120D-HF HORIZONTAL</p>	Left blank

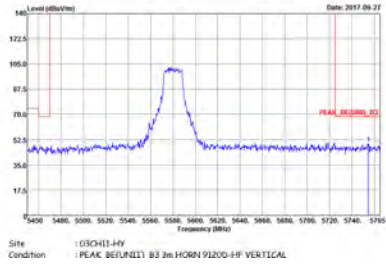


WIFI	Band 3 5470~5725MHz Band Edge @ 3m	
ANT	802.11a CH116 5580MHz - R	
1	Horizontal	Fundamental
Peak	 <p>Site : 13SCH11-44Y Condition : PEAK (5580.00) B3 3m HORN 91200-4# HORIZONTAL</p>	Left blank

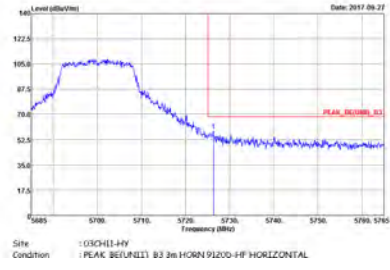
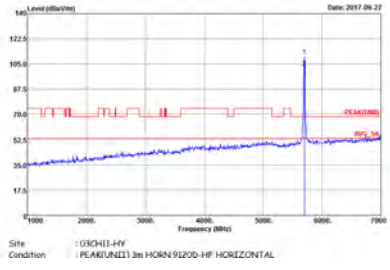


WIFI	Band 3 5470~5725MHz Band Edge @ 3m	
ANT	802.11a CH116 5580MHz - L	
1	Vertical	Fundamental
Peak	<p>Site : 03CH11-4Y Condition : PEAK BE(FUN1) B3 3m HORN 9120D-HF VERTICAL</p>	<p>Site : 03CH11-4Y Condition : PEAK(FUN1) 3m HORN 9120D-HF VERTICAL</p>
Avg.	<p>Site : 03CH11-4Y Condition : AVG BE(FUN1) B3 3m HORN 9120D-HF VERTICAL</p>	Left blank



WIFI	Band 3 5470~5725MHz Band Edge @ 3m	
ANT	802.11a CH116 5580MHz - R	
1	Vertical	Fundamental
Peak		Left blank



WIFI	Band 3 5470~5725MHz Band Edge @ 3m	
ANT	802.11a CH140 5700MHz	
1	Horizontal	Fundamental
Peak		



WIFI	Band 3 5470~5725MHz Band Edge @ 3m	
ANT	802.11a CH140 5700MHz	
1	Vertical	Fundamental
Peak	<p>Site : OSCHIL-4F Condition : PEAK BE(LINE1) B3 3m HORN 91200-4F VERTICAL</p>	<p>Site : OSCHIL-4F Condition : PEAK(LINE1) 3m HORN 91200-4F VERTICAL</p>



Band 3 5470~5725MHz
WIFI 802.11ac VHT20 (Band Edge @ 3m)

Table with 2 columns (WIFI, ANT) and 2 rows (Peak, Avg). The Peak row contains 'Horizontal' and 'Fundamental' plots. The Avg row contains a plot and 'Left blank'.

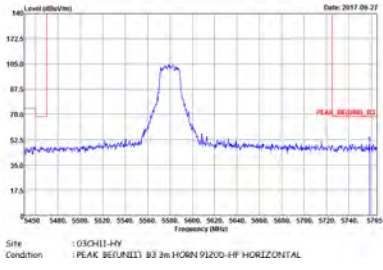


WIFI	Band 3 5470~5725MHz Band Edge @ 3m	
ANT	802.11ac VHT20 CH100 5500MHz	
1	Vertical	Fundamental
Peak	<p>Site : 03CHI1-HY Condition : PEAK BE(FUN1) B3 3m HORN 91200-HF VERTICAL</p>	<p>Site : 03CHI1-HY Condition : PEAK(FUN1) 3m HORN 91200-HF VERTICAL</p>
Avg.	<p>Site : 03CHI1-HY Condition : AVG BE(FUN1) B3 3m HORN 91200-HF VERTICAL</p>	Left blank



WIFI	Band 3 5470~5725MHz Band Edge @ 3m	
ANT	802.11ac VHT20 CH116 5580MHz - L	
1	Horizontal	Fundamental
<p>Peak</p>	<p>Site : 03CHI1-HY Condition : PEAK BE(FUN1) B3 3m HORN 9120D-HF HORIZONTAL</p>	<p>Site : 03CHI1-HY Condition : PEAK(FUN1) 3m HORN 9120D-HF HORIZONTAL</p>
<p>Avg.</p>	<p>Site : 03CHI1-HY Condition : AVG BE(FUN1) B3 3m HORN 9120D-HF HORIZONTAL</p>	<p>Left blank</p>

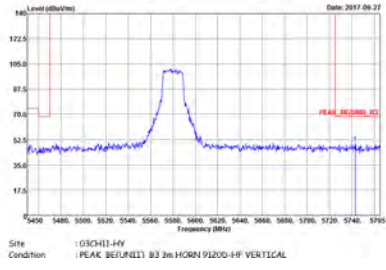


WIFI	Band 3 5470~5725MHz Band Edge @ 3m	
ANT	802.11ac VHT20 CH116 5580MHz - R	
1	Horizontal	Fundamental
Peak		Left blank



WIFI	Band 3 5470~5725MHz Band Edge @ 3m	
ANT	802.11ac VHT20 CH116 5580MHz - L	
1	Vertical	Fundamental
Peak	<p>Site : 03CHI-4Y Condition : PEAK BE(FUN1) B3 3m HORN 9120D-HF VERTICAL</p>	<p>Site : 03CHI-4Y Condition : PEAK(FUN1) 3m HORN 9120D-HF VERTICAL</p>
Avg.	<p>Site : 03CHI-4Y Condition : AVG BE(FUN1) B3 3m HORN 9120D-HF VERTICAL</p>	Left blank



WIFI	Band 3 5470~5725MHz Band Edge @ 3m	
ANT	802.11ac VHT20 CH116 5580MHz - R	
1	Vertical	Fundamental
Peak		Left blank



WIFI	Band 3 5470~5725MHz Band Edge @ 3m	
ANT	802.11ac VHT20 CH140 5700MHz	
1	Horizontal	Fundamental
Peak	<p>Site : OSCHILLARY Condition : PEAK BE(LINE1) B3 3m HORN 91200-HP HORIZONTAL</p>	<p>Site : OSCHILLARY Condition : PEAK(LINE1) 3m HORN 91200-HP HORIZONTAL</p>



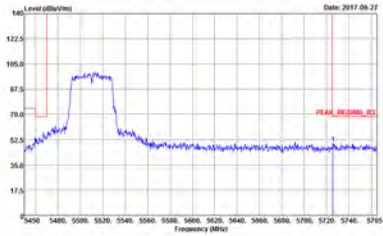
WIFI	Band 3 5470~5725MHz Band Edge @ 3m	
ANT	802.11ac VHT20 CH140 5700MHz	
1	Vertical	Fundamental
Peak	<p>Site : OSCHILLARY Condition : PEAK BE(LINE1) B3 3m HORN 91200-4# VERTICAL</p>	<p>Site : OSCHILLARY Condition : PEAK(LINE1) 3m HORN 91200-4# VERTICAL</p>



Band 3 5470~5725MHz
WIFI 802.11ac VHT40 (Band Edge @ 3m)

WIFI	Band 3 5470~5725MHz Band Edge @ 3m	
ANT	802.11ac VHT40 CH102 5510MHz - L	
1	Horizontal	Fundamental
Peak	<p>Site : 03CHI1-HY Condition : PEAK BE(FUN)E1 B3 3m HORN 91200-HF HORIZONTAL</p>	<p>Site : 03CHI1-HY Condition : PEAK(FUN)E1 3m HORN 91200-HF HORIZONTAL</p>
Avg.	<p>Site : 03CHI1-HY Condition : AVG BE(FUN)E1 B3 3m HORN 91200-HF HORIZONTAL</p>	Left blank

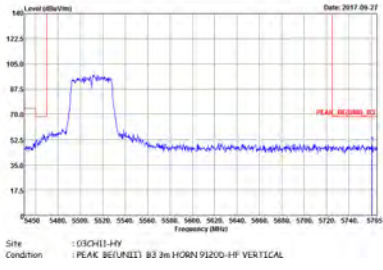


WIFI	Band 3 5470~5725MHz Band Edge @ 3m	
ANT	802.11ac VHT40 CH102 5510MHz - R	
1	Horizontal	Fundamental
Peak	 <p>Site : DISCH11-44Y Condition : PEAK_BE(UNIT) B3 3m HORN 91200-4# HORIZONTAL</p>	Left blank

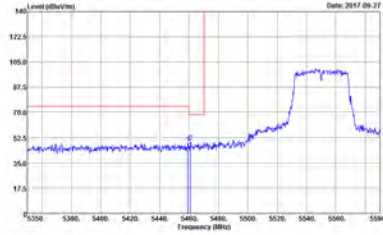
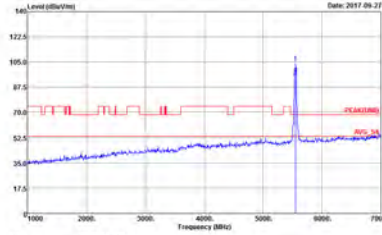
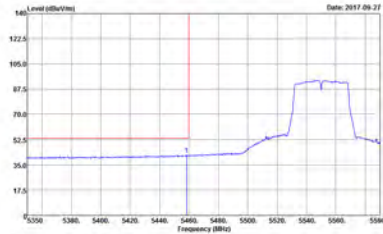


WIFI	Band 3 5470~5725MHz Band Edge @ 3m	
ANT	802.11ac VHT40 CH102 5510MHz - L	
1	Vertical	Fundamental
Peak	<p>Site : 03CHI1-HY Condition : PEAK BE(FUN1) B3 3m HORN 91200-HF VERTICAL</p>	<p>Site : 03CHI1-HY Condition : PEAK(FUN1) 3m HORN 91200-HF VERTICAL</p>
Avg.	<p>Site : 03CHI1-HY Condition : AVG BE(FUN1) B3 3m HORN 91200-HF VERTICAL</p>	Left blank



WIFI	Band 3 5470~5725MHz Band Edge @ 3m	
ANT	802.11ac VHT40 CH102 5510MHz - R	
1	Vertical	Fundamental
Peak		Left blank

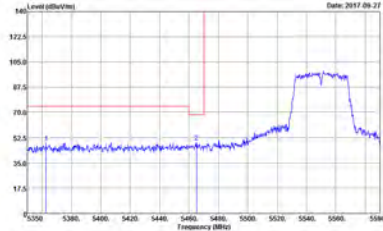
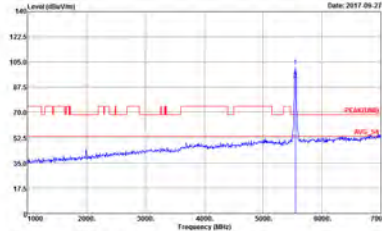
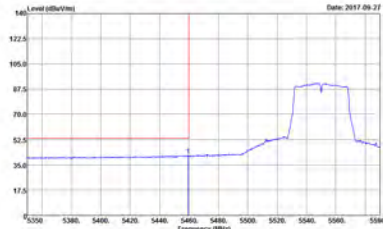


WIFI	Band 3 5470~5725MHz Band Edge @ 3m	
ANT	802.11ac VHT40 CH110 5550MHz - L	
1	Horizontal	Fundamental
Peak	 <p>Site : 03CH11-HY Condition : PEAK BE(FUN1) B3 3m HORN 9120D-HF HORIZONTAL</p>	 <p>Site : 03CH11-HY Condition : PEAK(FUN1) 3m HORN 9120D-HF HORIZONTAL</p>
Avg.	 <p>Site : 03CH11-HY Condition : AVG BE(FUN1) B3 3m HORN 9120D-HF HORIZONTAL</p>	Left blank

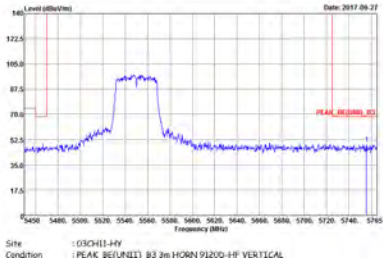


WIFI	Band 3 5470~5725MHz Band Edge @ 3m	
ANT	802.11ac VHT40 CH110 5550MHz - R	
1	Horizontal	Fundamental
Peak	<p>Site : D3CH11-4# Condition : PEAK_001(5550)_01 B3 3m HORN 91200-4# HORIZONTAL</p>	Left blank

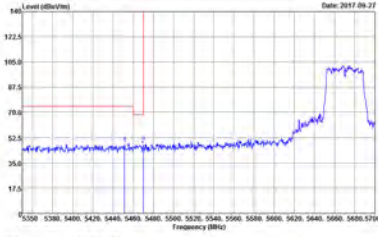
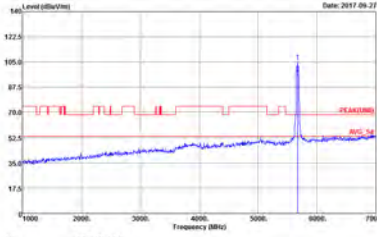
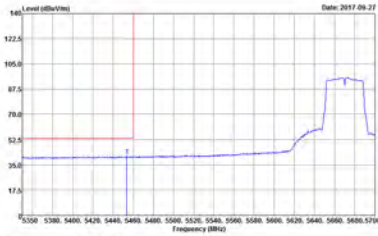


WIFI	Band 3 5470~5725MHz Band Edge @ 3m	
ANT	802.11ac VHT40 CH110 5550MHz - L	
1	Vertical	Fundamental
Peak	 <p>Site : 03CH11-HY Condition : PEAK BE(FUN1) B3 3m HORN 9120D-HF VERTICAL</p>	 <p>Site : 03CH11-HY Condition : PEAK(FUN1) 3m HORN 9120D-HF VERTICAL</p>
Avg.	 <p>Site : 03CH11-HY Condition : AVG BE(FUN1) B3 3m HORN 9120D-HF VERTICAL</p>	Left blank



WIFI	Band 3 5470~5725MHz Band Edge @ 3m	
ANT	802.11ac VHT40 CH110 5550MHz - R	
1	Vertical	Fundamental
Peak		Left blank



WIFI	Band 3 5470~5725MHz Band Edge @ 3m	
ANT	802.11ac VHT40 CH134 5670MHz - L	
1	Horizontal	Fundamental
Peak	 <p>Site : 03CHI1-HY Condition : PEAK BE(FUN1) B3 3m HORN 91200-HF HORIZONTAL</p>	 <p>Site : 03CHI1-HY Condition : PEAK(FUN1) 3m HORN 91200-HF HORIZONTAL</p>
Avg.	 <p>Site : 03CHI1-HY Condition : AVG BE(FUN1) B3 3m HORN 91200-HF HORIZONTAL</p>	Left blank

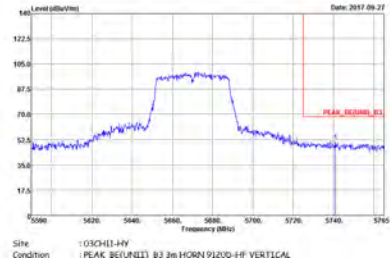


WIFI	Band 3 5470~5725MHz Band Edge @ 3m	
ANT	802.11ac VHT40 CH134 5670MHz - R	
1	Horizontal	Fundamental
Peak	<p>Site : DSCHEIL-4-FY Condition : PEAK (5670.00) B3 3m HORN 91200-4-F HORIZONTAL</p>	Left blank



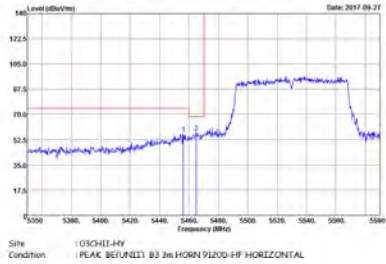
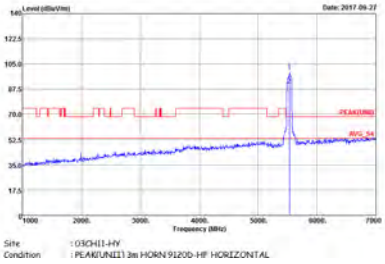
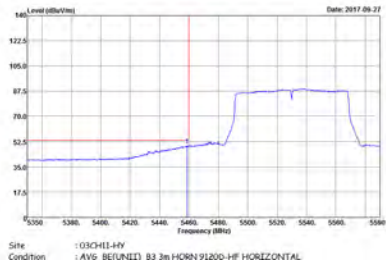
WIFI	Band 3 5470~5725MHz Band Edge @ 3m	
ANT	802.11ac VHT40 CH134 5670MHz - L	
1	Vertical	Fundamental
Peak	<p>Site : 03CHI1-HY Condition : PEAK BE(FUN1) B3 3m HORN 91200-HF VERTICAL</p>	<p>Site : 03CHI1-HY Condition : PEAK(FUN1) 3m HORN 91200-HF VERTICAL</p>
Avg.	<p>Site : 03CHI1-HY Condition : AVG BE(FUN1) B3 3m HORN 91200-HF VERTICAL</p>	Left blank



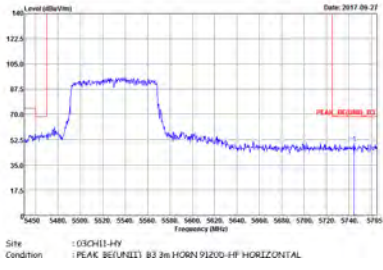
WIFI	Band 3 5470~5725MHz Band Edge @ 3m	
ANT	802.11ac VHT40 CH134 5670MHz - R	
1	Vertical	Fundamental
Peak	 <p>Site : OSCHN1-4-F Condition : PEAK (5670.00) B3 3m HORN 91200-4F VERTICAL</p>	Left blank



**Band 3 5470~5725MHz
WIFI 802.11ac VHT80 (Band Edge @ 3m)**

WIFI	Band 3 5470~5725MHz Band Edge @ 3m	
ANT	802.11ac VHT80 CH106 5530MHz - L	
1	Horizontal	Fundamental
Peak	 <p>Site : 03CHI1-HY Condition : PEAK BE(FUNEE1) B3 3m HORN 91200-HF HORIZONTAL</p>	 <p>Site : 03CHI1-HY Condition : PEAK(FUNEE1) 3m HORN 91200-HF HORIZONTAL</p>
Avg.	 <p>Site : 03CHI1-HY Condition : AVG BE(FUNEE1) B3 3m HORN 91200-HF HORIZONTAL</p>	Left blank

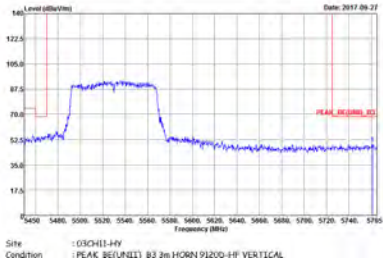


WIFI	Band 3 5470~5725MHz Band Edge @ 3m	
ANT	802.11ac VHT80 CH106 5530MHz - R	
1	Horizontal	Fundamental
Peak		Left blank

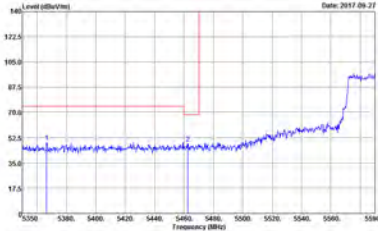
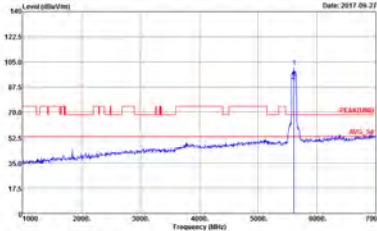
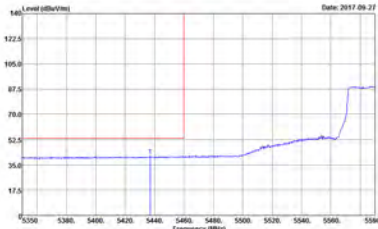


WIFI	Band 3 5470~5725MHz Band Edge @ 3m	
ANT	802.11ac VHT80 CH106 5530MHz - L	
1	Vertical	Fundamental
Peak	<p>Site : 03CHI-HY Condition : PEAK BE(FUN)1 B3 3m HORN 91200-HF VERTICAL</p>	<p>Site : 03CHI-HY Condition : PEAK(FUN)1 3m HORN 91200-HF VERTICAL</p>
Avg.	<p>Site : 03CHI-HY Condition : AVG BE(FUN)1 B3 3m HORN 91200-HF VERTICAL</p>	Left blank

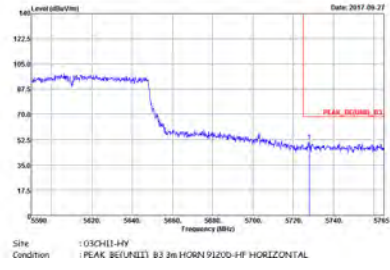


WIFI	Band 3 5470~5725MHz Band Edge @ 3m	
ANT	802.11ac VHT80 CH106 5530MHz - R	
1	Vertical	Fundamental
Peak		Left blank

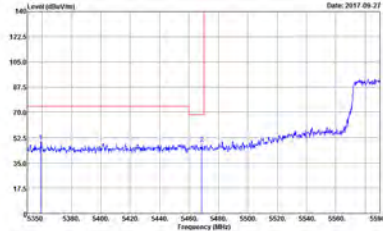
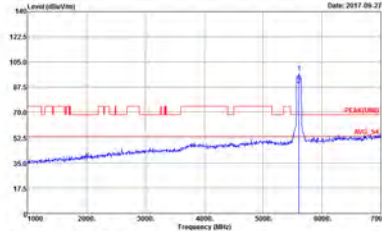
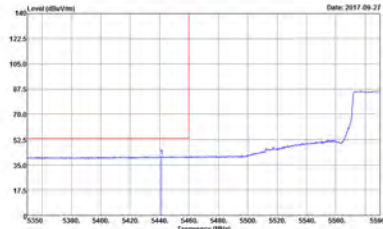


WIFI	Band 3 5470~5725MHz Band Edge @ 3m	
ANT	802.11ac VHT80 CH122 5610MHz - L	
1	Horizontal	Fundamental
Peak	 <p>Site : 03CHI1-HY Condition : PEAK BE(FUN1) B3 3m HORN 91200-HF HORIZONTAL</p>	 <p>Site : 03CHI1-HY Condition : PEAK(FUN1) 3m HORN 91200-HF HORIZONTAL</p>
Avg.	 <p>Site : 03CHI1-HY Condition : AVG BE(FUN1) B3 3m HORN 91200-HF HORIZONTAL</p>	Left blank

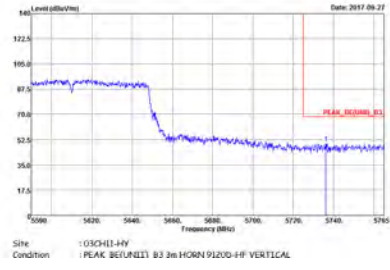


WIFI	Band 3 5470~5725MHz Band Edge @ 3m	
ANT	802.11ac VHT80 CH122 5610MHz - R	
1	Horizontal	Fundamental
Peak		Left blank



WIFI	Band 3 5470~5725MHz Band Edge @ 3m	
ANT	802.11ac VHT80 CH122 5610MHz - L	
1	Vertical	Fundamental
Peak	 <p>Site : 03CH11-4Y Condition : PEAK BE(FUN)1 B3 3m HORN 91200-4F VERTICAL</p>	 <p>Site : 03CH11-4Y Condition : PEAK(FUN)1 3m HORN 91200-4F VERTICAL</p>
Avg.	 <p>Site : 03CH11-4Y Condition : AVG BE(FUN)1 B3 3m HORN 91200-4F VERTICAL</p>	Left blank



WIFI	Band 3 5470~5725MHz Band Edge @ 3m	
ANT	802.11ac VHT80 CH122 5610MHz - R	
1	Vertical	Fundamental
Peak	 <p>Site : OSCHILLARY Condition : PEAK (EXCESS) B3 3m HORN 91200-4# VERTICAL</p>	Left blank



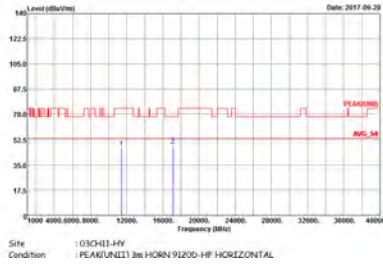
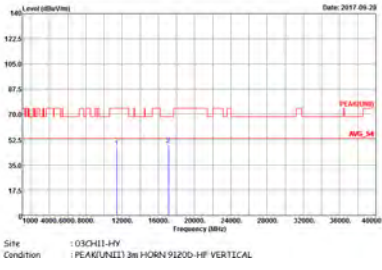
Band 3 - 5470~5725MHz
WIFI 802.11a (Harmonic @ 3m)

WIFI	Band 3 5470~5725MHz Harmonic @ 3m	
ANT	802.11a CH100 5500MHz	
1	Horizontal	Vertical
Peak Avg.	<p>Site: 03CHEL-4F Condition: PEAK(AVG) 3m HORN 9120D-HF HORIZONTAL</p>	<p>Site: 03CHEL-4F Condition: PEAK(AVG) 3m HORN 9120D-HF VERTICAL</p>



WIFI	Band 3 5470~5725MHz Harmonic @ 3m	
ANT	802.11a CH116 5580MHz	
1	Horizontal	Vertical
Peak Avg.	<p>Site : 03SCH11-4F Condition : PEAK(AVG) 3m HORN 9120D-HF HORIZONTAL</p>	<p>Site : 03SCH11-4F Condition : PEAK(AVG) 3m HORN 9120D-HF VERTICAL</p>



WIFI	Band 3 5470~5725MHz Harmonic @ 3m	
ANT	802.11a CH140 5700MHz	
1	Horizontal	Vertical
Peak Avg.		



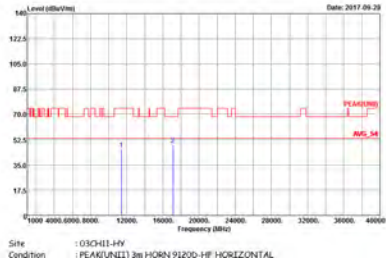
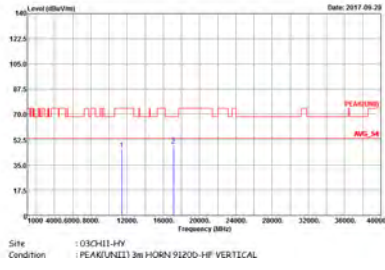
Band 3 5470~5725MHz
WIFI 802.11ac VHT20 (Harmonic @ 3m)

Table with 3 columns: WIFI, ANT, and measurement results for Horizontal and Vertical orientations. Includes two spectral plots showing Level (dBm/5MHz) vs Frequency (MHz) with peak markers and site/condition details.



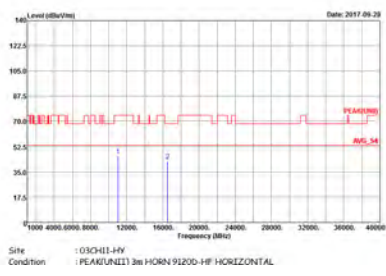
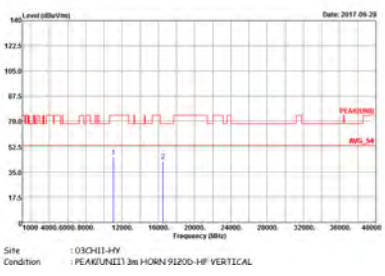
WIFI	Band 3 5470~5725MHz Harmonic @ 3m	
ANT	802.11ac VHT20 CH116 5580MHz	
1	Horizontal	Vertical
Peak Avg.	<p>Site : OSCHILL-4Y Condition : PEAK(FUN1) 3m HORN 9120D-HF HORIZONTAL</p>	<p>Site : OSCHILL-4Y Condition : PEAK(FUN1) 3m HORN 9120D-HF VERTICAL</p>



WIFI	Band 3 5470~5725MHz Harmonic @ 3m	
ANT	802.11ac VHT20 CH140 5700MHz	
1	Horizontal	Vertical
Peak Avg.		



Band 3 5470~5725MHz
WIFI 802.11ac VHT40 (Harmonic @ 3m)

WIFI	Band 3 5470~5725MHz Harmonic @ 3m	
ANT	802.11ac VHT40 CH102 5510MHz	
1	Horizontal	Vertical
Peak Avg.		



WIFI	Band 3 5470~5725MHz Harmonic @ 3m	
ANT	802.11ac VHT40 CH110 5550MHz	
1	Horizontal	Vertical
Peak Avg.	<p>Site : OSCHILL-4F Condition : PEAK(UN1) 3m HORN 9120D-HF HORIZONTAL</p>	<p>Site : OSCHILL-4F Condition : PEAK(UN1) 3m HORN 9120D-HF VERTICAL</p>



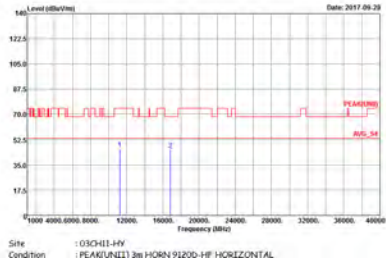
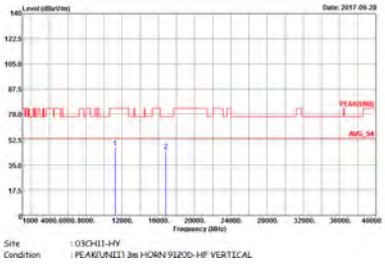
WIFI	Band 3 5470~5725MHz Harmonic @ 3m	
ANT	802.11ac VHT40 CH134 5670MHz	
1	Horizontal	Vertical
Peak Avg.	<p>Site : 03SCH11-4F Condition : PEAK(UIN11) 3m HORN 9120D-HF HORIZONTAL</p>	<p>Site : 03SCH11-4F Condition : PEAK(UIN11) 3m HORN 9120D-HF VERTICAL</p>



Band 3 5470~5725MHz
WIFI 802.11ac VHT80 (Harmonic @ 3m)

WIFI	Band 3 5470~5725MHz Harmonic @ 3m	
ANT	802.11ac VHT80 CH106 5530MHz	
1	Horizontal	Vertical
Peak Avg.	<p>Site : 03CHI1-HY Condition : PEAK(AVG) 3m HORN 91200-HF HORIZONTAL</p>	<p>Site : 03CHI1-HY Condition : PEAK(AVG) 3m HORN 91200-HF VERTICAL</p>



WIFI	Band 3 5470~5725MHz Harmonic @ 3m	
ANT	802.11ac VHT80 CH122 5610MHz	
1	Horizontal	Vertical
Peak Avg.		

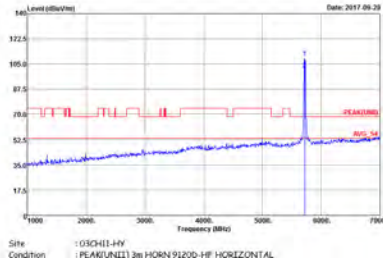
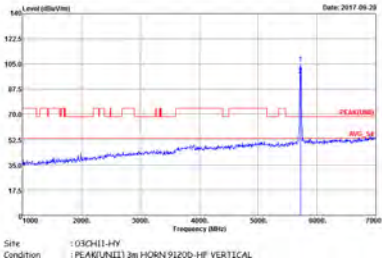


Band 3 - Straddle Channel
WIFI 802.11a (Fundamental @ 3m)

WIFI	Band 3 Straddle Channel Fundamental @ 3m	
ANT	802.11a CH144 5720MHz	
1	Horizontal	Vertical
Peak Avg.	<p>Site: OSCILL-4F Condition: PEAK(LINE1) 3m HORN 9120D-HF HORIZONTAL</p>	<p>Site: OSCILL-4F Condition: PEAK(LINE1) 3m HORN 9120D-HF VERTICAL</p>

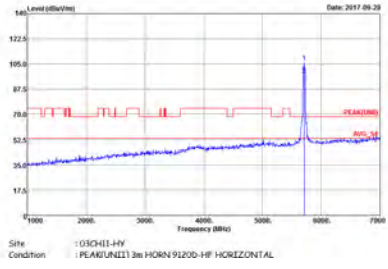
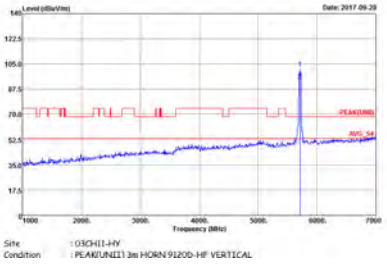


Band 3 – Straddle Channel
WIFI 802.11ac VHT20 (Fundamental @ 3m)

WIFI	Band 3 Straddle Channel Fundamental @ 3m	
ANT	802.11ac VHT20 CH144 5720MHz	
1	Horizontal	Vertical
Peak Avg.	 <p>Site: 03CH11-HY Condition: PEAK(AVG)1 3m HORN 9120D-HF HORIZONTAL</p>	 <p>Site: 03CH11-HY Condition: PEAK(AVG)1 3m HORN 9120D-HF VERTICAL</p>

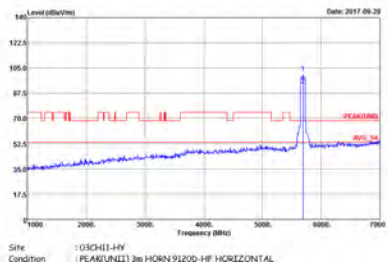
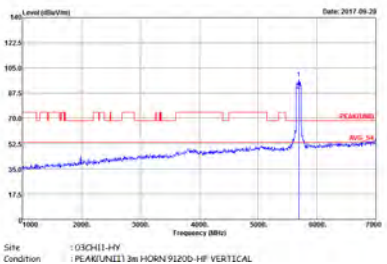


Band 3 – Straddle Channel
WIFI 802.11ac VHT40 (Fundamental @ 3m)

WIFI	Band 3 Straddle Channel Fundamental @ 3m	
ANT	802.11ac VHT40 CH142 5710MHz	
1	Horizontal	Vertical
Peak Avg.		



Band 3 – Straddle Channel
WIFI 802.11ac VHT80 (Fundamental @ 3m)

WIFI	Band 3 Straddle Channel Fundamental @ 3m	
ANT	802.11ac VHT80 CH138 5690MHz	
1	Horizontal	Vertical
Peak Avg.	 <p>Site: 03CH11-HY Condition: PEAKUN111 3m HORN 9120D-HF HORIZONTAL</p>	 <p>Site: 03CH11-HY Condition: PEAKUN111 3m HORN 9120D-HF VERTICAL</p>

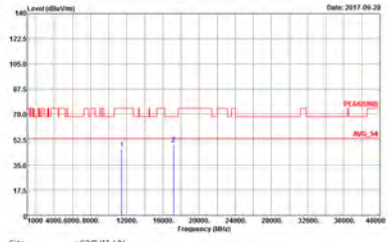
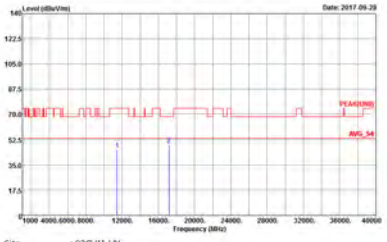


Band 3 - Straddle Channel
WIFI 802.11a (Harmonic @ 3m)

WIFI	Band 3 Straddle Channel Harmonic @ 3m	
ANT	802.11a CH144 5720MHz	
1	Horizontal	Vertical
Peak Avg.	<p>Site : 03CH11-4F Condition : PEAK(AVG) 3m HORN 91200-HF HORIZONTAL</p>	<p>Site : 03CH11-4F Condition : PEAK(AVG) 3m HORN 91200-HF VERTICAL</p>

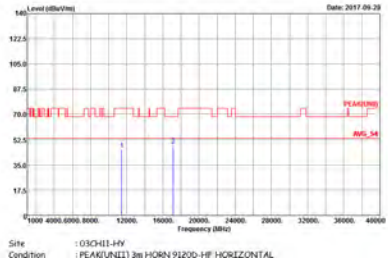
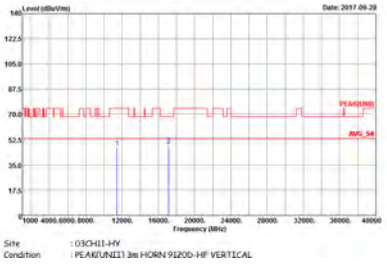


Band 3 – Straddle Channel
WIFI 802.11ac VHT20 (Harmonic @ 3m)

WIFI	Band 3 Straddle Channel Harmonic @ 3m	
ANT	802.11ac VHT20 CH144 5720MHz	
1	Horizontal	Vertical
Peak Avg.	 <p>Site : 03CH11-HY Condition : PEAKUNEE1 3m HORN 91200-HF HORIZONTAL</p>	 <p>Site : 03CH11-HY Condition : PEAKUNEE1 3m HORN 91200-HF VERTICAL</p>



Band 3 – Straddle Channel
WIFI 802.11ac VHT40 (Harmonic @ 3m)

WIFI	Band 3 Straddle Channel Harmonic @ 3m	
ANT	802.11ac VHT40 CH142 5710MHz	
1	Horizontal	Vertical
Peak Avg.	 <p>Site : 03CHI1-HY Condition : PEAKUNEE1 3m HORN 91200-HF HORIZONTAL</p>	 <p>Site : 03CHI1-HY Condition : PEAKUNEE1 3m HORN 91200-HF VERTICAL</p>



Band 3 – Straddle Channel
WIFI 802.11ac VHT80 (Harmonic @ 3m)

WIFI	Band 3 Straddle Channel Harmonic @ 3m	
ANT	802.11ac VHT80 CH138 5690MHz	
1	Horizontal	Vertical
Peak Avg.	<p>Site : 03CHI1-HY Condition : PEAKUNEE1 3m HORN 91200-HF HORIZONTAL</p>	<p>Site : 03CHI1-HY Condition : PEAKUNEE1 3m HORN 91200-HF VERTICAL</p>



Emission below 1GHz
5GHz WIFI 802.11ac VHT40 (LF)

WIFI	5GHz WIFI	
ANT	802.11ac VHT40 LF	
1	Horizontal	Vertical
QP / Peak	<p>Site : (S)CH11-44Y Condition : QP-3m-BI-LOG-6111D-LF-ETC-HORIZONTAL</p>	<p>Site : (S)CH11-44Y Condition : QP-3m-BI-LOG-6111D-LF-ETC-VERTICAL</p>

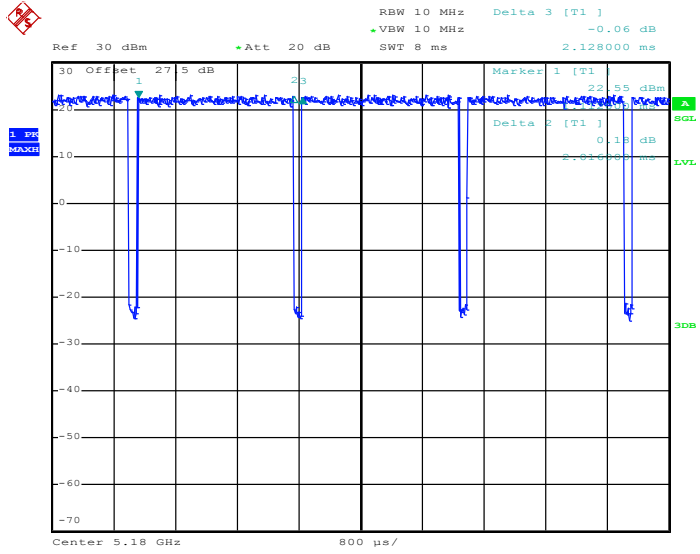


Appendix E. Duty Cycle Plots

Band	Duty Cycle(%)	T(us)	1/T(kHz)	VBW Setting	Duty Factor(dB)
802.11a	94.74	2016	0.50	1kHz	0.23
5GHz 802.11n HT20	94.50	1890	0.53	1kHz	0.25
5GHz 802.11n HT40	91.12	924	1.08	3kHz	0.40
5GHz 802.11ac VHT20	95.03	1910	0.52	1kHz	0.22
5GHz 802.11ac VHT40	89.31	927	1.08	3kHz	0.49
5GHz 802.11ac VHT80	89.87	852	1.17	3kHz	0.46

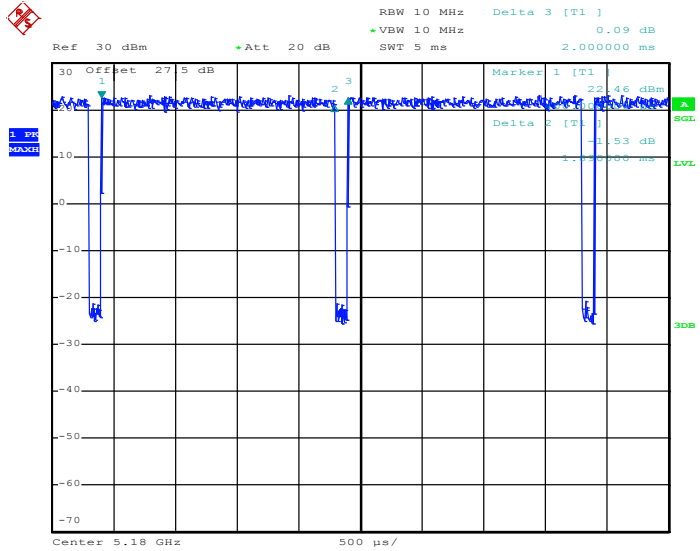


802.11a



Date: 25.SEP.2017 16:56:42

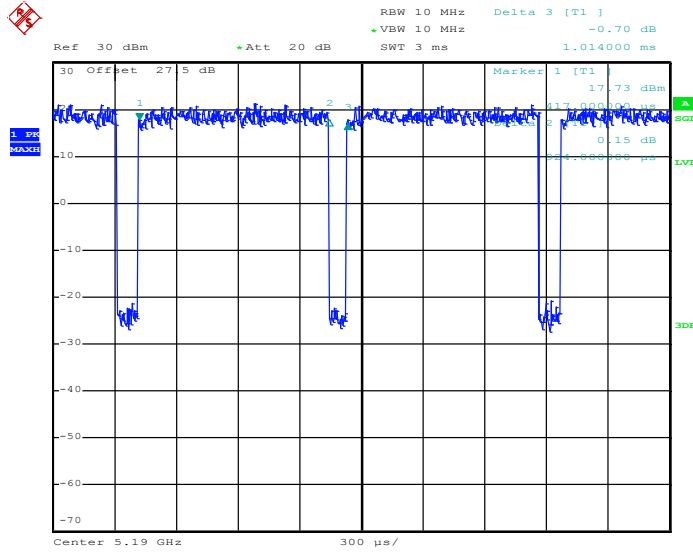
802.11n HT20



Date: 25.SEP.2017 16:57:36

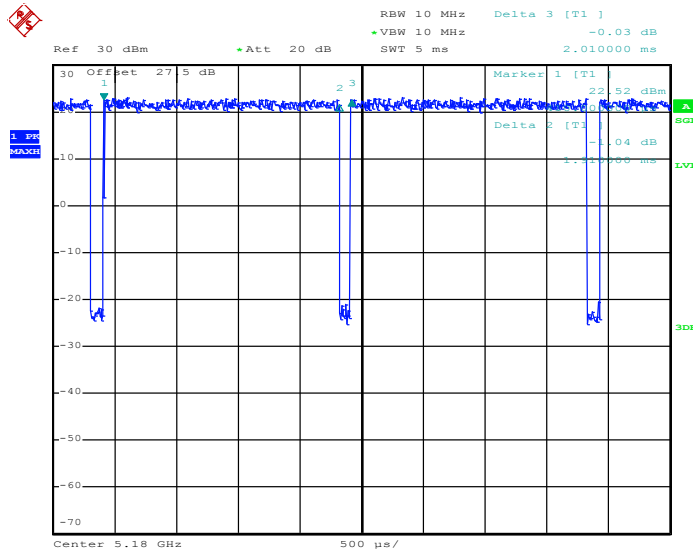


802.11n HT40



Date: 25.SEP.2017 17:01:59

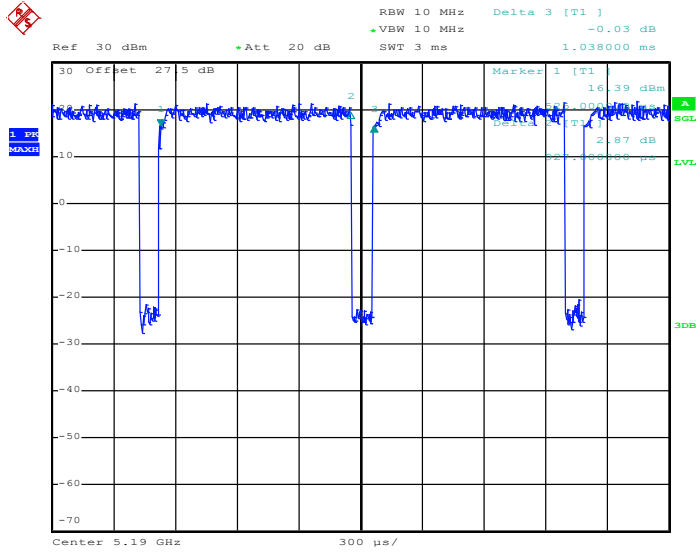
802.11ac VHT20



Date: 25.SEP.2017 17:02:50

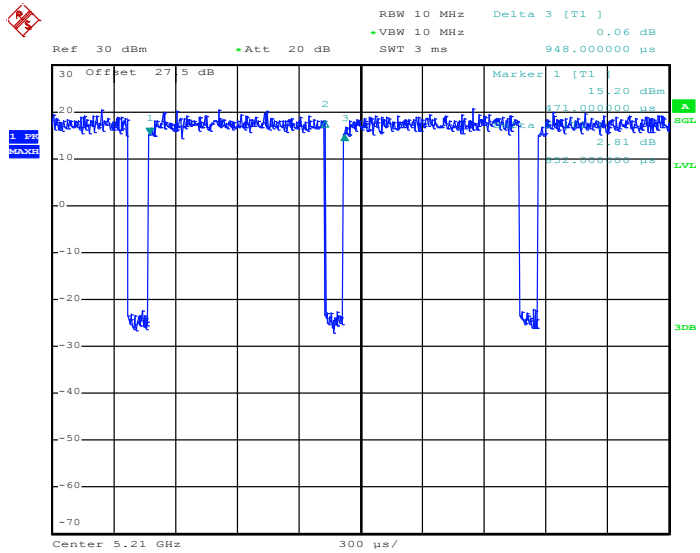


802.11ac VHT40



Date: 25.SEP.2017 17:03:37

802.11ac VHT80

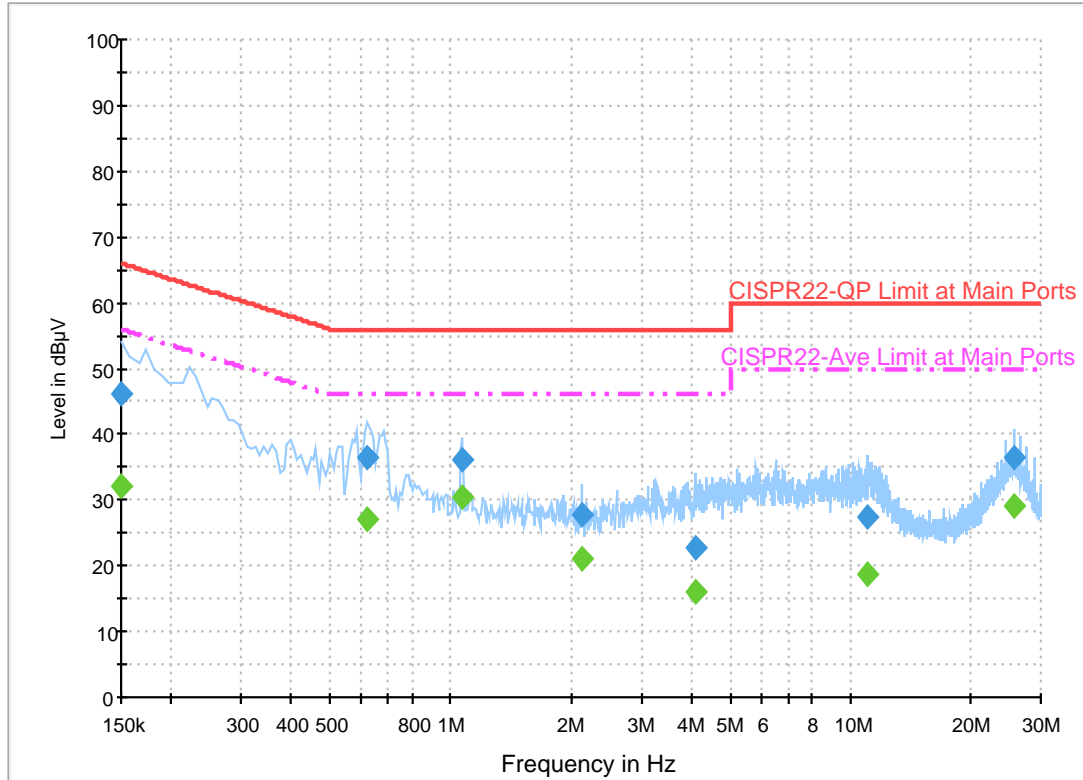


Date: 25.SEP.2017 17:06:32

EUT Information

Report NO : 762713-01
 Test Mode : Mode 1
 Test Voltage : 120Vac/60Hz
 Phase : Line

ENV216 Auto Test FCC Power Bar - L



Final Result 1

Frequency (MHz)	QuasiPeak (dBµV)	Filter	Line	Corr. (dB)	Margin (dB)	Limit (dBµV)
0.150000	46.2	Off	L1	19.6	19.8	66.0
0.622000	36.6	Off	L1	19.6	19.4	56.0
1.070000	36.2	Off	L1	19.6	19.8	56.0
2.134000	27.8	Off	L1	18.2	28.2	56.0
4.086000	22.6	Off	L1	19.7	33.4	56.0
10.998000	27.4	Off	L1	20.1	32.6	60.0
25.598000	36.5	Off	L1	20.8	23.5	60.0

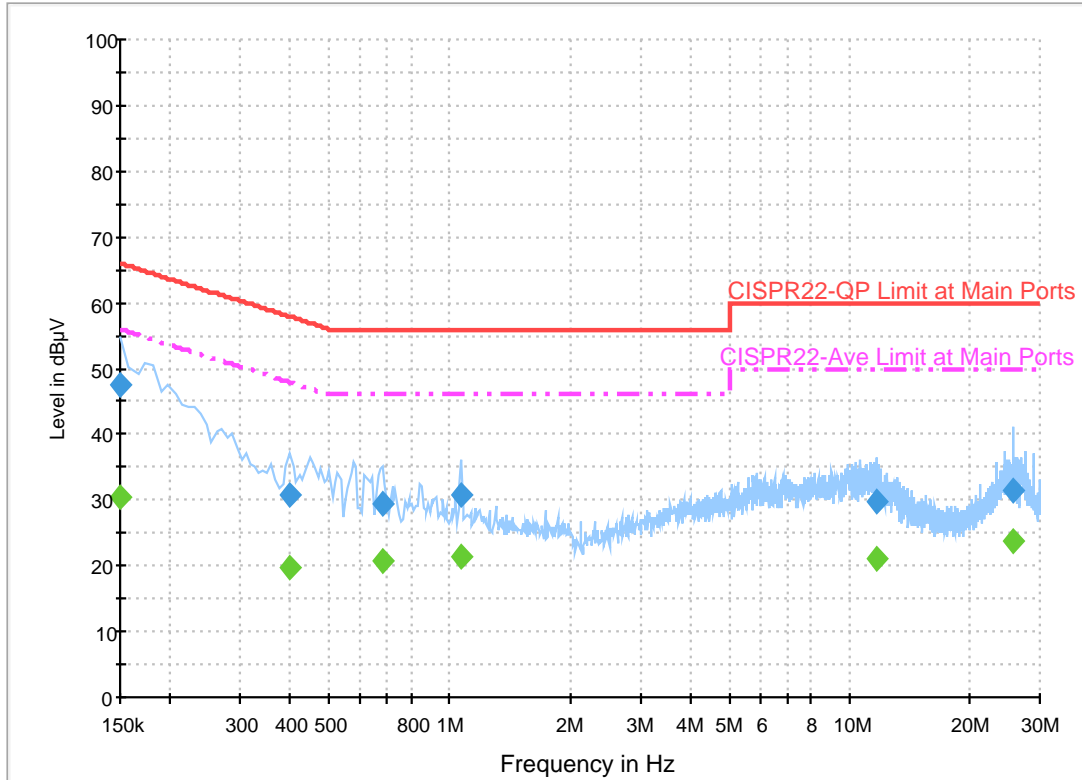
Final Result 2

Frequency (MHz)	Average (dBµV)	Filter	Line	Corr. (dB)	Margin (dB)	Limit (dBµV)
0.150000	32.0	Off	L1	19.6	24.0	56.0
0.622000	27.2	Off	L1	19.6	18.8	46.0
1.070000	30.4	Off	L1	19.6	15.6	46.0
2.134000	21.0	Off	L1	18.2	25.0	46.0
4.086000	16.1	Off	L1	19.7	29.9	46.0
10.998000	18.7	Off	L1	20.1	31.3	50.0
25.598000	28.9	Off	L1	20.8	21.1	50.0

EUT Information

Report NO : 762713-01
 Test Mode : Mode 1
 Test Voltage : 120Vac/60Hz
 Phase : Neutral

ENV216 Auto Test FCC Power Bar - N



Final Result 1

Frequency (MHz)	QuasiPeak (dBµV)	Filter	Line	Corr. (dB)	Margin (dB)	Limit (dBµV)
0.150000	47.4	Off	N	19.5	18.6	66.0
0.398000	30.9	Off	N	19.5	27.0	57.9
0.678000	29.5	Off	N	19.5	26.5	56.0
1.070000	30.7	Off	N	19.6	25.3	56.0
11.694000	29.6	Off	N	20.2	30.4	60.0
25.598000	31.6	Off	N	21.0	28.4	60.0

Final Result 2

Frequency (MHz)	Average (dBµV)	Filter	Line	Corr. (dB)	Margin (dB)	Limit (dBµV)
0.150000	30.3	Off	N	19.5	25.7	56.0
0.398000	19.6	Off	N	19.5	28.3	47.9
0.678000	20.8	Off	N	19.5	25.2	46.0
1.070000	21.5	Off	N	19.6	24.5	46.0
11.694000	21.0	Off	N	20.2	29.0	50.0
25.598000	23.9	Off	N	21.0	26.1	50.0



Appendix C. Radiated Spurious Emission

Test Engineer :	Hao Hsu, and Ken Wu	Temperature :	24 ~ 26°C
		Relative Humidity :	50 ~ 55%

Band 1 - 5150~5250MHz
WIFI 802.11a (Band Edge @ 3m)

WIFI	Note	Frequency	Level	Over	Limit	Read	Antenna	Cable	Preamp	Ant	Table	Peak	Pol.	
Ant.				Limit	Line	Level	Factor	Loss	Factor	Pos	Pos	Avg.		
1		(MHz)	(dBμV/m)	(dB)	(dBμV/m)	(dBμV)	(dB/m)	(dB)	(dB)	(cm)	(deg)	(P/A)	(H/V)	
802.11a CH 36 5180MHz		5137.54	54.35	-19.65	74	46.3	32.03	9.05	33.03	100	125	P	H	
		5149.76	44.7	-9.3	54	36.63	32.05	9.05	33.03	100	125	A	H	
	*	5180	105	-	-	96.88	32.08	9.07	33.03	100	125	P	H	
	*	5180	96.93	-	-	88.81	32.08	9.07	33.03	100	125	A	H	
													H	
													H	
			5149.5	50.22	-23.78	74	42.15	32.05	9.05	33.03	377	334	P	V
			5150	42.96	-11.04	54	34.89	32.05	9.05	33.03	377	334	A	V
	*		5180	104.74	-	-	96.62	32.08	9.07	33.03	377	334	P	V
	*		5180	96.9	-	-	88.78	32.08	9.07	33.03	377	334	A	V
														V
														V
802.11a CH 44 5220MHz		5144.3	50.29	-23.71	74	42.22	32.05	9.05	33.03	100	125	P	H	
		5148.2	40.89	-13.11	54	32.82	32.05	9.05	33.03	100	125	A	H	
	*	5220	105.46	-	-	97.26	32.12	9.11	33.03	100	125	P	H	
	*	5220	97.63	-	-	89.43	32.12	9.11	33.03	100	125	A	H	
			5459.52	49.08	-24.92	74	40.46	32.35	9.29	33.02	100	125	P	H
			5429.28	40.24	-13.76	54	31.67	32.33	9.26	33.02	100	125	A	H
			5107.9	50.15	-23.85	74	42.14	32.02	9.03	33.04	350	335	P	V
			5102.7	40.81	-13.19	54	32.84	32	9.01	33.04	350	335	A	V
	*		5220	104.78	-	-	96.58	32.12	9.11	33.03	350	335	P	V
	*		5220	97.05	-	-	88.85	32.12	9.11	33.03	350	335	A	V
			5405.76	48.72	-25.28	74	40.22	32.3	9.22	33.02	350	335	P	V
			5422.08	40.27	-13.73	54	31.71	32.32	9.26	33.02	350	335	A	V



802.11a CH 48 5240MHz		5089.18	49.06	-24.94	74	41.09	32	9.01	33.04	103	127	P	H
		5024.96	40.87	-13.13	54	33.03	31.93	8.95	33.04	103	127	A	H
	*	5240	106.12	-	-	97.9	32.13	9.12	33.03	103	127	P	H
	*	5240	98.12	-	-	89.9	32.13	9.12	33.03	103	127	A	H
		5378.16	49.88	-24.12	74	41.42	32.28	9.2	33.02	103	127	P	H
		5458.56	40.33	-13.67	54	31.71	32.35	9.29	33.02	103	127	A	H
		5121.94	49.3	-24.7	74	41.28	32.02	9.03	33.03	370	335	P	V
		5092.56	40.93	-13.07	54	32.96	32	9.01	33.04	370	335	A	V
	*	5240	105.99	-	-	97.77	32.13	9.12	33.03	370	335	P	V
	*	5240	97.43	-	-	89.21	32.13	9.12	33.03	370	335	A	V
		5355.12	48.57	-25.43	74	40.16	32.25	9.19	33.03	370	335	P	V
		5441.52	40.44	-13.56	54	31.87	32.33	9.26	33.02	370	335	A	V
Remark	<ol style="list-style-type: none"> 1. No other spurious found. 2. All results are PASS against Peak and Average limit line. 												



Band 1 5150~5250MHz

WIFI 802.11a (Harmonic @ 3m)

WIFI Ant. 1	Note	Frequency (MHz)	Level (dBμV/m)	Over Limit (dB)	Limit Line (dBμV/m)	Read Level (dBμV)	Antenna Factor (dB/m)	Cable Loss (dB)	Preamp Factor (dB)	Ant Pos (cm)	Table Pos (deg)	Peak Avg. (P/A)	Pol. (H/V)
802.11a CH 36 5180MHz		10360	45.46	-28.54	74	56.18	38.41	14.63	64.07	100	0	P	H
		15540	45.62	-28.38	74	52.07	37.58	17.95	62.37	100	0	P	H
													H
													H
		10360	45.61	-28.39	74	56.33	38.41	14.63	64.07	100	0	P	V
		15540	45.02	-28.98	74	51.47	37.58	17.95	62.37	100	0	P	V
													V
													V
802.11a CH 44 5220MHz		10440	45.82	-28.18	74	56.41	38.51	14.68	64.09	100	0	P	H
		15660	44.17	-29.83	74	50.53	37.14	18.06	61.91	100	0	P	H
													H
													H
		10440	46.12	-27.88	74	56.71	38.51	14.68	64.09	100	0	P	V
		15660	44.85	-29.15	74	51.21	37.14	18.06	61.91	100	0	P	V
													V
													V
802.11a CH 48 5240MHz		10480	46.79	-27.21	74	57.28	38.58	14.72	64.1	100	0	P	H
		15720	45.09	-28.91	74	51.42	36.89	18.1	61.65	100	0	P	H
													H
													H
		10480	46.12	-27.88	74	56.61	38.58	14.72	64.1	100	0	P	V
		15720	44.24	-29.76	74	50.57	36.89	18.1	61.65	100	0	P	V
													V
													V
Remark	1. No other spurious found. 2. All results are PASS against Peak and Average limit line.												



Band 1 5150~5250MHz
WIFI 802.11ac VHT20 (Band Edge @ 3m)

WIFI Ant. 1	Note	Frequency (MHz)	Level (dBμV/m)	Over Limit (dB)	Limit Line (dBμV/m)	Read Level (dBμV)	Antenna Factor (dB/m)	Cable Loss (dB)	Preamp Factor (dB)	Ant Pos (cm)	Table Pos (deg)	Peak Avg. (P/A)	Pol. (H/V)	
802.11ac VHT20 CH 36 5180MHz		5147.94	52.3	-21.7	74	44.23	32.05	9.05	33.03	100	125	P	H	
		5150	43.53	-10.47	54	35.46	32.05	9.05	33.03	100	125	A	H	
	*	5180	104.32	-	-	96.2	32.08	9.07	33.03	100	125	P	H	
	*	5180	95.59	-	-	87.47	32.08	9.07	33.03	100	125	A	H	
													H	
														H
			5147.94	49.62	-24.38	74	41.55	32.05	9.05	33.03	377	334	P	V
			5149.76	42	-12	54	33.93	32.05	9.05	33.03	377	334	A	V
		*	5180	102.96	-	-	94.84	32.08	9.07	33.03	377	334	P	V
		*	5180	95.28	-	-	87.16	32.08	9.07	33.03	377	334	A	V
802.11ac VHT20 CH 44 5220MHz		5121.42	49.93	-24.07	74	41.91	32.02	9.03	33.03	147	125	P	H	
		5138.84	40.88	-13.12	54	32.83	32.03	9.05	33.03	147	125	A	H	
		* 5220	104.26	-	-	96.06	32.12	9.11	33.03	147	125	P	H	
		* 5220	96.28	-	-	88.08	32.12	9.11	33.03	147	125	A	H	
			5402.16	49.79	-24.21	74	41.29	32.3	9.22	33.02	147	125	P	H
			5448.48	40.48	-13.52	54	31.86	32.35	9.29	33.02	147	125	A	H
			5094.12	49.57	-24.43	74	41.6	32	9.01	33.04	350	335	P	V
			5107.9	40.87	-13.13	54	32.86	32.02	9.03	33.04	350	335	A	V
		*	5220	103.75	-	-	95.55	32.12	9.11	33.03	350	335	P	V
		*	5220	95.46	-	-	87.26	32.12	9.11	33.03	350	335	A	V
		5423.04	49.54	-24.46	74	40.98	32.32	9.26	33.02	350	335	P	V	
		5455.68	40.31	-13.69	54	31.69	32.35	9.29	33.02	350	335	A	V	



802.11ac VHT20 CH 48 5240MHz		5040.04	49.56	-24.44	74	41.68	31.95	8.97	33.04	103	126	P	H
		5104.52	40.77	-13.23	54	32.8	32	9.01	33.04	103	126	A	H
	*	5240	104.67	-	-	96.45	32.13	9.12	33.03	103	126	P	H
	*	5240	96.76	-	-	88.54	32.13	9.12	33.03	103	126	A	H
		5391.84	48.55	-25.45	74	40.09	32.28	9.2	33.02	103	126	P	H
		5367.12	40.21	-13.79	54	31.77	32.27	9.2	33.03	103	126	A	H
		5115.7	49.89	-24.11	74	41.88	32.02	9.03	33.04	370	335	P	V
		5042.64	40.72	-13.28	54	32.84	31.95	8.97	33.04	370	335	A	V
	*	5240	103.91	-	-	95.69	32.13	9.12	33.03	370	335	P	V
	*	5240	96.17	-	-	87.95	32.13	9.12	33.03	370	335	A	V
		5380.08	49.22	-24.78	74	40.76	32.28	9.2	33.02	370	335	P	V
		5454.48	40.28	-13.72	54	31.66	32.35	9.29	33.02	370	335	A	V
Remark	1. No other spurious found. 2. All results are PASS against Peak and Average limit line.												



Band 1 5150~5250MHz
WIFI 802.11ac VHT20 (Harmonic @ 3m)

WIFI Ant. 1	Note	Frequency (MHz)	Level (dBμV/m)	Over Limit (dB)	Limit Line (dBμV/m)	Read Level (dBμV)	Antenna Factor (dB/m)	Cable Loss (dB)	Preamp Factor (dB)	Ant Pos (cm)	Table Pos (deg)	Peak Avg. (P/A)	Pol. (H/V)
802.11ac VHT20 CH 36 5180MHz		10360	46.19	-27.81	74	56.91	38.41	14.63	64.07	100	0	P	H
		15540	44.19	-29.81	74	50.64	37.58	17.95	62.37	100	0	P	H
													H
													H
		10360	45.66	-28.34	74	56.38	38.41	14.63	64.07	100	0	P	V
		15540	46.11	-27.89	74	52.56	37.58	17.95	62.37	100	0	P	V
													V
802.11ac VHT20 CH 44 5220MHz		10440	46.06	-27.94	74	56.65	38.51	14.68	64.09	100	0	P	H
		15660	44.68	-29.32	74	51.04	37.14	18.06	61.91	100	0	P	H
													H
													H
		10440	46.32	-27.68	74	56.91	38.51	14.68	64.09	100	0	P	V
		15660	45.68	-28.32	74	52.04	37.14	18.06	61.91	100	0	P	V
													V
802.11ac VHT20 CH 48 5240MHz		10480	47.03	-26.97	74	57.52	38.58	14.72	64.1	100	0	P	H
		15720	44.57	-29.43	74	50.9	36.89	18.1	61.65	100	0	P	H
													H
													H
		10480	46.9	-27.1	74	57.39	38.58	14.72	64.1	100	0	P	V
		15720	45.03	-28.97	74	51.36	36.89	18.1	61.65	100	0	P	V
													V
Remark	1. No other spurious found.												
	2. All results are PASS against Peak and Average limit line.												



Band 1 5150~5250MHz
WIFI 802.11ac VHT40 (Band Edge @ 3m)

WIFI Ant. 1	Note	Frequency (MHz)	Level (dBμV/m)	Over Limit (dB)	Limit Line (dBμV/m)	Read Level (dBμV)	Antenna Factor (dB/m)	Cable Loss (dB)	Preamp Factor (dB)	Ant Pos (cm)	Table Pos (deg)	Peak Avg. (P/A)	Pol. (H/V)
802.11ac VHT40 CH 38 5190MHz		5150	56.31	-17.69	74	48.24	32.05	9.05	33.03	100	116	P	H
		5149.24	50.39	-3.61	54	42.32	32.05	9.05	33.03	100	116	A	H
	*	5190	100.94	-	-	92.8	32.08	9.09	33.03	100	116	P	H
	*	5190	92.83	-	-	84.69	32.08	9.09	33.03	100	116	A	H
		5419.4	49.36	-24.64	74	40.8	32.32	9.26	33.02	100	116	P	H
		5441.52	41.07	-12.93	54	32.5	32.33	9.26	33.02	100	116	A	H
		5150.02	56.75	-93.25	150	48.68	32.05	9.05	33.03	302	80	P	V
		5149.5	48.2	-5.8	54	40.13	32.05	9.05	33.03	302	80	A	V
	*	5190	99.37	-	-	91.23	32.08	9.09	33.03	302	80	P	V
	*	5190	91.38	-	-	83.24	32.08	9.09	33.03	302	80	A	V
		5439	48.87	-25.13	74	40.3	32.33	9.26	33.02	302	80	P	V
		5453.56	41.01	-12.99	54	32.39	32.35	9.29	33.02	302	80	A	V
	802.11ac VHT40 CH 46 5230MHz		5148.2	50.56	-23.44	74	42.49	32.05	9.05	33.03	100	122	P
		5140.4	41.62	-12.38	54	33.55	32.05	9.05	33.03	100	122	A	H
*		5230	102.76	-	-	94.55	32.13	9.11	33.03	100	122	P	H
*		5230	93.92	-	-	85.71	32.13	9.11	33.03	100	122	A	H
		5403.16	50.1	-23.9	74	41.6	32.3	9.22	33.02	100	122	P	H
		5429.48	41.17	-12.83	54	32.6	32.33	9.26	33.02	100	122	A	H
		5099.06	50.14	-23.86	74	42.17	32	9.01	33.04	354	79	P	V
		5077.74	41.67	-12.33	54	33.74	31.98	8.99	33.04	354	79	A	V
*		5230	101.75	-	-	93.54	32.13	9.11	33.03	354	79	P	V
*		5230	92.73	-	-	84.52	32.13	9.11	33.03	354	79	A	V
	5386.36	49.82	-24.18	74	41.36	32.28	9.2	33.02	354	79	P	V	
	5456.36	41.07	-12.93	54	32.45	32.35	9.29	33.02	354	79	A	V	
Remark	1. No other spurious found. 2. All results are PASS against Peak and Average limit line.												



Band 1 5150~5250MHz
WIFI 802.11ac VHT40 (Harmonic @ 3m)

WIFI Ant. 1	Note	Frequency (MHz)	Level (dBμV/m)	Over Limit (dB)	Limit Line (dBμV/m)	Read Level (dBμV)	Antenna Factor (dB/m)	Cable Loss (dB)	Preamp Factor (dB)	Ant Pos (cm)	Table Pos (deg)	Peak Avg. (P/A)	Pol. (H/V)
802.11ac VHT40 CH 38 5190MHz		10380	45.07	-28.93	74	55.76	38.44	14.64	64.08	100	0	P	H
		15570	44.93	-29.07	74	51.36	37.45	17.98	62.24	100	0	P	H
													H
													H
		10380	45.58	-28.42	74	56.27	38.44	14.64	64.08	100	0	P	V
		15570	44.22	-29.78	74	50.65	37.45	17.98	62.24	100	0	P	V
													V
802.11ac VHT40 CH 46 5230MHz		10460	45.65	-28.35	74	56.21	38.53	14.69	64.09	100	0	P	H
		15690	45.38	-28.62	74	51.73	37.02	18.07	61.78	100	0	P	H
													H
													H
		10460	46.47	-27.53	74	57.03	38.53	14.69	64.09	100	0	P	V
		15690	46.22	-27.78	74	52.57	37.02	18.07	61.78	100	0	P	V
													V
Remark	1. No other spurious found.												
	2. All results are PASS against Peak and Average limit line.												



Band 1 5150~5250MHz
WIFI 802.11ac VHT80 (Band Edge @ 3m)

WIFI Ant. 1	Note	Frequency (MHz)	Level (dBμV/m)	Over Limit (dB)	Limit Line (dBμV/m)	Read Level (dBμV)	Antenna Factor (dB/m)	Cable Loss (dB)	Preamp Factor (dB)	Ant Pos (cm)	Table Pos (deg)	Peak Avg. (P/A)	Pol. (H/V)
802.11ac VHT80 CH 42 5210MHz		5145.34	57.73	-16.27	74	49.66	32.05	9.05	33.03	100	116	P	H
		5147.94	50.64	-3.36	54	42.57	32.05	9.05	33.03	100	116	A	H
	*	5210	97.63	-	-	89.45	32.12	9.09	33.03	100	116	P	H
	*	5210	89.1	-	-	80.92	32.12	9.09	33.03	100	116	A	H
		5425.28	50.34	-23.66	74	41.78	32.32	9.26	33.02	100	116	P	H
		5355.28	41.03	-12.97	54	32.62	32.25	9.19	33.03	100	116	A	H
		5148.46	56.11	-17.89	74	48.04	32.05	9.05	33.03	284	82	P	V
		5149.76	49.2	-4.8	54	41.13	32.05	9.05	33.03	284	82	A	V
	*	5210	96.08	-	-	87.9	32.12	9.09	33.03	284	82	P	V
	*	5210	87.78	-	-	79.6	32.12	9.09	33.03	284	82	A	V
		5395.04	49.61	-24.39	74	41.11	32.3	9.22	33.02	284	82	P	V
		5439	40.96	-13.04	54	32.39	32.33	9.26	33.02	284	82	A	V
Remark	1. No other spurious found. 2. All results are PASS against Peak and Average limit line.												



Band 1 5150~5250MHz
WIFI 802.11ac VHT80 (Harmonic @ 3m)

WIFI Ant. 1	Note	Frequency (MHz)	Level (dBμV/m)	Over Limit (dB)	Limit Line (dBμV/m)	Read Level (dBμV)	Antenna Factor (dB/m)	Cable Loss (dB)	Preamp Factor (dB)	Ant Pos (cm)	Table Pos (deg)	Peak Avg. (P/A)	Pol. (H/V)	
802.11ac VHT80 CH 42 5210MHz		10420	46.72	-27.28	74	57.34	38.48	14.67	64.08	100	0	P	H	
		15630	44.57	-29.43	74	50.96	37.2	18.03	61.98	100	0	P	H	
													H	
													H	
			10420	46.09	-27.91	74	56.71	38.48	14.67	64.08	100	0	P	V
			15630	45.24	-28.76	74	51.63	37.2	18.03	61.98	100	0	P	V
														V
														V
Remark	1. No other spurious found. 2. All results are PASS against Peak and Average limit line.													



Band 2 - 5250~5350MHz
WIFI 802.11a (Band Edge @ 3m)

WIFI	Note	Frequency	Level	Over	Limit	Read	Antenna	Cable	Preamp	Ant	Table	Peak	Pol.
Ant.				Limit	Line	Level	Factor	Loss	Factor	Pos	Pos	Avg.	
1		(MHz)	(dBμV/m)	(dB)	(dBμV/m)	(dBμV)	(dB/m)	(dB)	(dB)	(cm)	(deg)	(P/A)	(H/V)
802.11a CH 52 5260MHz		5114.24	49.05	-24.95	74	41.04	32.02	9.03	33.04	100	124	P	H
		5097.24	40.93	-13.07	54	32.96	32	9.01	33.04	100	124	A	H
	*	5260	106.45	-	-	98.19	32.17	9.12	33.03	100	124	P	H
	*	5260	98.36	-	-	90.1	32.17	9.12	33.03	100	124	A	H
		5395.2	49.08	-24.92	74	40.58	32.3	9.22	33.02	100	124	P	H
		5350.08	40.63	-13.37	54	32.22	32.25	9.19	33.03	100	124	A	H
		5028.9	49.44	-24.56	74	41.6	31.93	8.95	33.04	344	337	P	V
		5070.38	41.03	-12.97	54	33.11	31.97	8.99	33.04	344	337	A	V
	*	5260	105.06	-	-	96.8	32.17	9.12	33.03	344	337	P	V
	*	5260	97.34	-	-	89.08	32.17	9.12	33.03	344	337	A	V
		5450.64	50.1	-23.9	74	41.48	32.35	9.29	33.02	344	337	P	V
		5419.44	40.35	-13.65	54	31.79	32.32	9.26	33.02	344	337	A	V
802.11a CH 60 5300MHz		5009.86	48.81	-25.19	74	40.98	31.92	8.95	33.04	102	122	P	H
		5063.92	40.77	-13.23	54	32.85	31.97	8.99	33.04	102	122	A	H
	*	5300	106.53	-	-	98.2	32.2	9.16	33.03	102	122	P	H
	*	5300	98.42	-	-	90.09	32.2	9.16	33.03	102	122	A	H
		5364.24	49.39	-24.61	74	40.96	32.27	9.19	33.03	102	122	P	H
		5350.56	41.76	-12.24	54	33.35	32.25	9.19	33.03	102	122	A	H
		5073.1	49.54	-24.46	74	41.61	31.98	8.99	33.04	338	336	P	V
		5140.08	40.79	-13.21	54	32.72	32.05	9.05	33.03	338	336	A	V
	*	5300	105.13	-	-	96.8	32.2	9.16	33.03	338	336	P	V
	*	5300	97.56	-	-	89.23	32.2	9.16	33.03	338	336	A	V
		5425.44	48.86	-25.14	74	40.3	32.32	9.26	33.02	338	336	P	V
		5352.24	41.33	-12.67	54	32.92	32.25	9.19	33.03	338	336	A	V



802.11a CH 64 5320MHz	*	5320	107.61	-	-	99.25	32.22	9.17	33.03	100	121	P	H
	*	5320	98.87	-	-	90.51	32.22	9.17	33.03	100	121	A	H
		5353.28	51.28	-22.72	74	42.87	32.25	9.19	33.03	100	121	P	H
		5350.72	42.81	-11.19	54	34.4	32.25	9.19	33.03	100	121	A	H
													H
													H
	*	5320	106.48	-	-	98.12	32.22	9.17	33.03	319	337	P	V
	*	5320	98.01	-	-	89.65	32.22	9.17	33.03	319	337	A	V
		5369.76	50.44	-23.56	74	42	32.27	9.2	33.03	319	337	P	V
		5353.12	42.07	-11.93	54	33.66	32.25	9.19	33.03	319	337	A	V
													V
													V
Remark	1. No other spurious found. 2. All results are PASS against Peak and Average limit line.												



Band 2 5250~5350MHz

WIFI 802.11a (Harmonic @ 3m)

WIFI Ant. 1	Note	Frequency (MHz)	Level (dBµV/m)	Over Limit (dB)	Limit Line (dBµV/m)	Read Level (dBµV)	Antenna Factor (dB/m)	Cable Loss (dB)	Preamp Factor (dB)	Ant Pos (cm)	Table Pos (deg)	Peak Avg. (P/A)	Pol. (H/V)
802.11a CH 52 5260MHz		10520	45.89	-28.11	74	56.32	38.62	14.74	64.1	100	0	P	H
		15780	44.72	-29.28	74	51	36.71	18.15	61.45	100	0	P	H
													H
													H
		10520	45.6	-28.4	74	56.03	38.62	14.74	64.1	100	0	P	V
		15780	44.86	-29.14	74	51.14	36.71	18.15	61.45	100	0	P	V
													V
													V
802.11a CH 60 5300MHz		10600	45.61	-28.39	74	55.86	38.72	14.8	64.08	100	0	P	H
		15900	44.62	-29.38	74	50.81	36.27	18.25	60.99	100	0	P	H
													H
													H
		10600	45.54	-28.46	74	55.79	38.72	14.8	64.08	100	0	P	V
		15900	44.66	-29.34	74	50.85	36.27	18.25	60.99	100	0	P	V
													V
													V
802.11a CH 64 5320MHz		10640	46	-28	74	56.18	38.77	14.82	64.07	100	0	P	H
		15960	44.23	-29.77	74	50.38	36.02	18.3	60.73	100	0	P	H
													H
													H
		10640	46.49	-27.51	74	56.67	38.77	14.82	64.07	100	0	P	V
		15960	44.95	-29.05	74	51.1	36.02	18.3	60.73	100	0	P	V
													V
													V
Remark	1. No other spurious found. 2. All results are PASS against Peak and Average limit line.												



Band 2 5250~5350MHz
WIFI 802.11ac VHT20 (Band Edge @ 3m)

WIFI Ant. 1	Note	Frequency (MHz)	Level (dBμV/m)	Over Limit (dB)	Limit Line (dBμV/m)	Read Level (dBμV)	Antenna Factor (dB/m)	Cable Loss (dB)	Preamp Factor (dB)	Ant Pos (cm)	Table Pos (deg)	Peak Avg. (P/A)	Pol. (H/V)
802.11ac VHT20 CH 52 5260MHz		5004.42	50.08	-23.92	74	42.25	31.92	8.95	33.04	339	124	P	H
		5072.08	40.73	-13.27	54	32.8	31.98	8.99	33.04	339	124	A	H
	*	5260	105.12	-	-	96.86	32.17	9.12	33.03	339	124	P	H
	*	5260	97.34	-	-	89.08	32.17	9.12	33.03	339	124	A	H
		5392.32	50.12	-23.88	74	41.66	32.28	9.2	33.02	339	124	P	H
		5351.28	40.62	-13.38	54	32.21	32.25	9.19	33.03	339	124	A	H
		5133.62	50.14	-23.86	74	42.09	32.03	9.05	33.03	344	337	P	V
		5072.08	40.77	-13.23	54	32.84	31.98	8.99	33.04	344	337	A	V
	*	5260	104.06	-	-	95.8	32.17	9.12	33.03	344	337	P	V
	*	5260	96.03	-	-	87.77	32.17	9.12	33.03	344	337	A	V
		5417.04	49.03	-24.97	74	40.51	32.32	9.22	33.02	344	337	P	V
		5454.72	40.55	-13.45	54	31.93	32.35	9.29	33.02	344	337	A	V
802.11ac VHT20 CH 60 5300MHz		5083.98	49.27	-24.73	74	41.32	31.98	9.01	33.04	103	123	P	H
		5087.04	40.73	-13.27	54	32.78	31.98	9.01	33.04	103	123	A	H
	*	5300	104.71	-	-	96.38	32.2	9.16	33.03	103	123	P	H
	*	5300	98.54	-	-	90.21	32.2	9.16	33.03	103	123	A	H
		5356.32	50.32	-23.68	74	41.91	32.25	9.19	33.03	103	123	P	H
		5350.32	41.67	-12.33	54	33.26	32.25	9.19	33.03	103	123	A	H
		5091.12	49.24	-24.76	74	41.27	32	9.01	33.04	338	336	P	V
		5054.4	40.71	-13.29	54	32.83	31.95	8.97	33.04	338	336	A	V
	*	5300	104.8	-	-	96.47	32.2	9.16	33.03	338	336	P	V
	*	5300	97.1	-	-	88.77	32.2	9.16	33.03	338	336	A	V
		5357.52	49.33	-24.67	74	40.92	32.25	9.19	33.03	338	336	P	V
		5353.2	41.08	-12.92	54	32.67	32.25	9.19	33.03	338	336	A	V



802.11ac VHT20 CH 64 5320MHz	*	5320	103.59	-	-	95.23	32.22	9.17	33.03	100	125	P	H
	*	5320	94.83	-	-	86.47	32.22	9.17	33.03	100	125	A	H
		5351.68	51.23	-22.77	74	42.82	32.25	9.19	33.03	100	125	P	H
		5351.52	41.56	-12.44	54	33.15	32.25	9.19	33.03	100	125	A	H
													H
													H
	*	5320	103.01	-	-	94.65	32.22	9.17	33.03	400	357	P	V
	*	5320	94.52	-	-	86.16	32.22	9.17	33.03	400	357	A	V
		5431	50.07	-23.93	74	41.5	32.33	9.26	33.02	400	357	P	V
		5350.72	41.17	-12.83	54	32.76	32.25	9.19	33.03	400	357	A	V
													V
													V
Remark	1. No other spurious found. 2. All results are PASS against Peak and Average limit line.												



Band 2 5250~5350MHz
WIFI 802.11ac VHT20 (Harmonic @ 3m)

WIFI Ant. 1	Note	Frequency (MHz)	Level (dBμV/m)	Over Limit (dB)	Limit Line (dBμV/m)	Read Level (dBμV)	Antenna Factor (dB/m)	Cable Loss (dB)	Preamp Factor (dB)	Ant Pos (cm)	Table Pos (deg)	Peak Avg. (P/A)	Pol. (H/V)
802.11ac VHT20 CH 52 5260MHz		10520	46.45	-27.55	74	56.88	38.62	14.74	64.1	100	0	P	H
		15780	44.19	-29.81	74	50.47	36.71	18.15	61.45	100	0	P	H
													H
													H
		10520	46.33	-27.67	74	56.76	38.62	14.74	64.1	100	0	P	V
		15780	44.7	-29.3	74	50.98	36.71	18.15	61.45	100	0	P	V
802.11ac VHT20 CH 60 5300MHz		10600	46.62	-27.38	74	56.87	38.72	14.8	64.08	100	0	P	H
		15900	44.17	-29.83	74	50.36	36.27	18.25	60.99	100	0	P	H
													H
													H
		10600	45.9	-28.1	74	56.15	38.72	14.8	64.08	100	0	P	V
		15900	44.34	-29.66	74	50.53	36.27	18.25	60.99	100	0	P	V
802.11ac VHT20 CH 64 5320MHz		10640	44.71	-29.29	74	54.89	38.77	14.82	64.07	100	0	P	H
		15960	43.14	-30.86	74	49.29	36.02	18.3	60.73	100	0	P	H
													H
													H
		10640	44.03	-29.97	74	54.21	38.77	14.82	64.07	100	0	P	V
		15960	43.59	-30.41	74	49.74	36.02	18.3	60.73	100	0	P	V
Remark	1. No other spurious found.												
	2. All results are PASS against Peak and Average limit line.												



Band 2 5250~5350MHz
WIFI 802.11ac VHT40 (Band Edge @ 3m)

WIFI Ant. 1	Note	Frequency (MHz)	Level (dBμV/m)	Over Limit (dB)	Limit Line (dBμV/m)	Read Level (dBμV)	Antenna Factor (dB/m)	Cable Loss (dB)	Preamp Factor (dB)	Ant Pos (cm)	Table Pos (deg)	Peak Avg. (P/A)	Pol. (H/V)
802.11ac VHT40 CH 54 5270MHz		5148.92	49.65	-24.35	74	41.58	32.05	9.05	33.03	100	121	P	H
		5120.02	41.54	-12.46	54	33.52	32.02	9.03	33.03	100	121	A	H
	*	5270	102.98	-	-	94.7	32.17	9.14	33.03	100	121	P	H
	*	5270	93.84	-	-	85.56	32.17	9.14	33.03	100	121	A	H
		5426.64	49.48	-24.52	74	40.92	32.32	9.26	33.02	100	121	P	H
		5350.56	41.52	-12.48	54	33.11	32.25	9.19	33.03	100	121	A	H
		5116.96	49.54	-24.46	74	41.53	32.02	9.03	33.04	368	79	P	V
		5040.12	41.37	-12.63	54	33.49	31.95	8.97	33.04	368	79	A	V
	*	5270	102.13	-	-	93.85	32.17	9.14	33.03	368	79	P	V
	*	5270	93.06	-	-	84.78	32.17	9.14	33.03	368	79	A	V
		5414.88	48.4	-25.6	74	39.88	32.32	9.22	33.02	368	79	P	V
		5355.6	41.04	-12.96	54	32.63	32.25	9.19	33.03	368	79	A	V
	802.11ac VHT40 CH 62 5310MHz		5138.72	50.08	-23.92	74	42.03	32.03	9.05	33.03	100	121	P
		5091.8	41.61	-12.39	54	33.64	32	9.01	33.04	100	121	A	H
*		5310	103.13	-	-	94.78	32.22	9.16	33.03	100	121	P	H
*		5310	94.29	-	-	85.94	32.22	9.16	33.03	100	121	A	H
		5351.76	55.9	-18.1	74	47.49	32.25	9.19	33.03	100	121	P	H
		5350.8	50.71	-3.29	54	42.3	32.25	9.19	33.03	100	121	A	H
		5139.4	50.04	-23.96	74	41.99	32.03	9.05	33.03	362	79	P	V
		5040.46	41.67	-12.33	54	33.79	31.95	8.97	33.04	362	79	A	V
*		5310	102.92	-	-	94.57	32.22	9.16	33.03	362	79	P	V
*		5310	93.95	-	-	85.6	32.22	9.16	33.03	362	79	A	V
	5352	56.48	-17.52	74	48.07	32.25	9.19	33.03	362	79	P	V	
	5350.56	49.71	-4.29	54	41.3	32.25	9.19	33.03	362	79	A	V	
Remark	1. No other spurious found. 2. All results are PASS against Peak and Average limit line.												



Band 2 5250~5350MHz
WIFI 802.11ac VHT40 (Harmonic @ 3m)

WIFI Ant. 1	Note	Frequency (MHz)	Level (dBμV/m)	Over Limit (dB)	Limit Line (dBμV/m)	Read Level (dBμV)	Antenna Factor (dB/m)	Cable Loss (dB)	Preamp Factor (dB)	Ant Pos (cm)	Table Pos (deg)	Peak Avg. (P/A)	Pol. (H/V)
802.11ac VHT40 CH 54 5270MHz		10540	45.77	-28.23	74	56.15	38.64	14.76	64.09	100	0	P	H
		15810	44.8	-29.2	74	51.05	36.58	18.18	61.32	100	0	P	H
													H
													H
		10540	45.77	-28.23	74	56.15	38.64	14.76	64.09	100	0	P	V
		15810	44.64	-29.36	74	50.89	36.58	18.18	61.32	100	0	P	V
													V
802.11ac VHT40 CH 62 5310MHz		10620	45.2	-28.8	74	55.43	38.74	14.81	64.08	100	0	P	H
		15930	43.1	-30.9	74	49.26	36.15	18.28	60.86	100	0	P	H
													H
													H
		10620	45.48	-28.52	74	55.71	38.74	14.81	64.08	100	0	P	V
		15930	43.54	-30.46	74	49.7	36.15	18.28	60.86	100	0	P	V
													V
Remark	1. No other spurious found.												
	2. All results are PASS against Peak and Average limit line.												



Band 2 5250~5350MHz
WIFI 802.11ac VHT80 (Band Edge @ 3m)

WIFI Ant. 1	Note	Frequency (MHz)	Level (dBμV/m)	Over Limit (dB)	Limit Line (dBμV/m)	Read Level (dBμV)	Antenna Factor (dB/m)	Cable Loss (dB)	Preamp Factor (dB)	Ant Pos (cm)	Table Pos (deg)	Peak Avg. (P/A)	Pol. (H/V)
802.11ac VHT80 CH 58 5290MHz		5144.5	48.95	-25.05	74	40.88	32.05	9.05	33.03	100	116	P	H
		5085	41.51	-12.49	54	33.56	31.98	9.01	33.04	100	116	A	H
	*	5290	98.27	-	-	89.96	32.18	9.16	33.03	100	116	P	H
	*	5290	90.01	-	-	81.7	32.18	9.16	33.03	100	116	A	H
		5360.16	58.4	-15.6	74	49.99	32.25	9.19	33.03	100	116	P	H
		5351.52	50.27	-3.73	54	41.86	32.25	9.19	33.03	100	116	A	H
		5055.76	49.98	-24.02	74	42.06	31.97	8.99	33.04	300	82	P	V
		5101.32	41.51	-12.49	54	33.54	32	9.01	33.04	300	82	A	V
	*	5290	96.83	-	-	88.52	32.18	9.16	33.03	300	82	P	V
	*	5290	88.11	-	-	79.8	32.18	9.16	33.03	300	82	A	V
		5357.76	56.37	-17.63	74	47.96	32.25	9.19	33.03	300	82	P	V
		5351.04	48.59	-5.41	54	40.18	32.25	9.19	33.03	300	82	A	V
Remark	1. No other spurious found. 2. All results are PASS against Peak and Average limit line.												



Band 2 5250~5350MHz
WIFI 802.11ac VHT80 (Harmonic @ 3m)

WIFI Ant. 1	Note	Frequency (MHz)	Level (dBμV/m)	Over Limit (dB)	Limit Line (dBμV/m)	Read Level (dBμV)	Antenna Factor (dB/m)	Cable Loss (dB)	Preamp Factor (dB)	Ant Pos (cm)	Table Pos (deg)	Peak Avg. (P/A)	Pol. (H/V)	
802.11ac VHT80 CH 58 5290MHz		10580	44.71	-29.29	74	55	38.7	14.78	64.08	100	0	P	H	
		15870	44.17	-29.83	74	50.39	36.33	18.22	61.06	100	0	P	H	
													H	
													H	
			10580	45.05	-28.95	74	55.34	38.7	14.78	64.08	100	0	P	V
			15870	44.81	-29.19	74	51.03	36.33	18.22	61.06	100	0	P	V
														V
														V
Remark	1. No other spurious found. 2. All results are PASS against Peak and Average limit line.													



Band 3 - 5470~5725MHz
WIFI 802.11a (Band Edge @ 3m)

WIFI	Note	Frequency	Level	Over	Limit	Read	Antenna	Cable	Preamp	Ant	Table	Peak	Pol.	
Ant.				Limit	Line	Level	Factor	Loss	Factor	Pos	Pos	Avg.		
1		(MHz)	(dBμV/m)	(dB)	(dBμV/m)	(dBμV)	(dB/m)	(dB)	(dB)	(cm)	(deg)	(P/A)	(H/V)	
802.11a CH 100 5500MHz		5455.6	50.6	-23.4	74	41.98	32.35	9.29	33.02	100	118	P	H	
		5462.64	51.08	-17.12	68.2	42.44	32.37	9.29	33.02	100	118	P	H	
		5457.52	42.6	-11.4	54	33.98	32.35	9.29	33.02	100	118	A	H	
	*	5500	107.09	-	-	98.34	32.4	9.37	33.02	100	118	P	H	
	*	5500	99.2	-	-	90.45	32.4	9.37	33.02	100	118	A	H	
														H
			5456.88	50.82	-23.18	74	42.2	32.35	9.29	33.02	300	340	P	V
			5461.52	50.11	-18.09	68.2	41.49	32.35	9.29	33.02	300	340	P	V
			5459.92	41.49	-12.51	54	32.87	32.35	9.29	33.02	300	340	A	V
	*		5500	104.96	-	-	96.21	32.4	9.37	33.02	300	340	P	V
	*		5500	97.1	-	-	88.35	32.4	9.37	33.02	300	340	A	V
														V
802.11a CH 116 5580MHz		5452.24	49.92	-24.08	74	41.3	32.35	9.29	33.02	101	120	P	H	
		5463.28	48.69	-19.51	68.2	40.05	32.37	9.29	33.02	101	120	P	H	
		5458.24	40.81	-13.19	54	32.19	32.35	9.29	33.02	101	120	A	H	
	*	5580	107.94	-	-	98.96	32.57	9.48	33.07	101	120	P	H	
	*	5580	99.87	-	-	90.89	32.57	9.48	33.07	101	120	A	H	
			5753.66	49.39	-18.81	68.2	39.64	33.02	9.88	33.15	101	120	P	H
			5457.76	48.48	-25.52	74	39.86	32.35	9.29	33.02	344	329	P	V
			5460.88	49.05	-19.15	68.2	40.43	32.35	9.29	33.02	344	329	P	V
			5453.68	40.67	-13.33	54	32.05	32.35	9.29	33.02	344	329	A	V
	*		5580	105.82	-	-	96.84	32.57	9.48	33.07	344	329	P	V
	*		5580	97.51	-	-	88.53	32.57	9.48	33.07	344	329	A	V
			5754.605	49.75	-18.45	68.2	40	33.02	9.88	33.15	344	329	P	V



802.11a CH 140 5700MHz	*	5700	110.38	-	-	100.89	32.86	9.75	33.12	100	120	P	H
	*	5700	102.35	-	-	92.86	32.86	9.75	33.12	100	120	A	H
		5726.28	58.96	-9.24	68.2	49.34	32.94	9.81	33.13	100	120	P	H
													H
													H
													H
	*	5700	105.68	-	-	96.19	32.86	9.75	33.12	293	344	P	V
	*	5700	98.08	-	-	88.59	32.86	9.75	33.12	293	344	A	V
		5725.56	53.17	-15.03	68.2	43.55	32.94	9.81	33.13	293	344	P	V
													V
													V
													V
Remark	1. No other spurious found. 2. All results are PASS against Peak and Average limit line.												



Band 3 - 5470~5725MHz
WIFI 802.11a (Harmonic @ 3m)

WIFI Ant. 1	Note	Frequency (MHz)	Level (dBμV/m)	Over Limit (dB)	Limit Line (dBμV/m)	Read Level (dBμV)	Antenna Factor (dB/m)	Cable Loss (dB)	Preamp Factor (dB)	Ant Pos (cm)	Table Pos (deg)	Peak Avg. (P/A)	Pol. (H/V)	
802.11a CH 100 5500MHz		11000	46.65	-27.35	74	56.07	39.2	15.08	64	100	0	P	H	
		16500	43.26	-24.94	68.2	49.82	37.1	18.74	62.7	100	0	P	H	
													H	
													H	
			11000	46.7	-27.3	74	56.12	39.2	15.08	64	100	0	P	V
			16500	42.79	-25.41	68.2	49.35	37.1	18.74	62.7	100	0	P	V
														V
														V
802.11a CH 116 5580MHz		11160	47.34	-26.66	74	56.55	38.97	15.2	63.67	100	0	P	H	
		16740	45.45	-22.75	68.2	49.97	38.93	18.93	62.7	100	0	P	H	
													H	
													H	
			11160	47.91	-26.09	74	57.12	38.97	15.2	63.67	100	0	P	V
			16740	47.02	-21.18	68.2	51.54	38.93	18.93	62.7	100	0	P	V
														V
														V
802.11a CH 140 5700MHz		11400	46.74	-27.26	74	55.64	38.64	15.38	63.2	100	0	P	H	
		17100	48.9	-19.3	68.2	50.53	40.84	19.18	62	100	0	P	H	
													H	
													H	
			11400	47.07	-26.93	74	55.97	38.64	15.38	63.2	100	0	P	V
			17100	49.31	-18.89	68.2	50.94	40.84	19.18	62	100	0	P	V
														V
														V
Remark	1. No other spurious found. 2. All results are PASS against Peak and Average limit line.													



Band 3 - 5470~5725MHz
WIFI 802.11ac VHT20 (Band Edge @ 3m)

WIFI Ant. 1	Note	Frequency (MHz)	Level (dBμV/m)	Over Limit (dB)	Limit Line (dBμV/m)	Read Level (dBμV)	Antenna Factor (dB/m)	Cable Loss (dB)	Preamp Factor (dB)	Ant Pos (cm)	Table Pos (deg)	Peak Avg. (P/A)	Pol. (H/V)	
802.11ac VHT20 CH 100 5500MHz		5458.32	50.32	-23.68	74	41.7	32.35	9.29	33.02	100	112	P	H	
		5467.44	49.73	-18.47	68.2	41.09	32.37	9.29	33.02	100	112	P	H	
		5458.48	41.55	-12.45	54	32.93	32.35	9.29	33.02	100	112	A	H	
	*	5500	104.4	-	-	95.65	32.4	9.37	33.02	100	112	P	H	
	*	5500	95.5	-	-	86.75	32.4	9.37	33.02	100	112	A	H	
														H
			5453.52	50.26	-23.74	74	41.64	32.35	9.29	33.02	293	79	P	V
			5468.08	50.78	-17.42	68.2	42.14	32.37	9.29	33.02	293	79	P	V
			5458.8	42.15	-11.85	54	33.53	32.35	9.29	33.02	293	79	A	V
	*		5500	105.33	-	-	96.58	32.4	9.37	33.02	293	79	P	V
	*		5500	96.41	-	-	87.66	32.4	9.37	33.02	293	79	A	V
														V
802.11ac VHT20 CH 116 5580MHz		5428.48	49.66	-24.34	74	41.1	32.32	9.26	33.02	100	121	P	H	
		5469.76	49.22	-18.98	68.2	40.58	32.37	9.29	33.02	100	121	P	H	
		5458.72	40.6	-13.4	54	31.98	32.35	9.29	33.02	100	121	A	H	
	*	5580	107.97	-	-	98.99	32.57	9.48	33.07	100	121	P	H	
	*	5580	99.11	-	-	90.13	32.57	9.48	33.07	100	121	A	H	
			5758.385	50.05	-18.15	68.2	40.24	33.02	9.95	33.16	100	121	P	H
			5352.16	49.01	-24.99	74	40.6	32.25	9.19	33.03	282	80	P	V
			5460.64	47.56	-20.64	68.2	38.94	32.35	9.29	33.02	282	80	P	V
			5457.28	40.59	-13.41	54	31.97	32.35	9.29	33.02	282	80	A	V
	*		5580	105.18	-	-	96.2	32.57	9.48	33.07	282	80	P	V
	*		5580	96.5	-	-	87.52	32.57	9.48	33.07	282	80	A	V
			5742.95	50.21	-17.99	68.2	40.5	32.98	9.88	33.15	282	80	P	V



802.11ac VHT20 CH 140 5700MHz	*	5700	109.97	-	-	100.48	32.86	9.75	33.12	100	121	P	H
	*	5700	101.15	-	-	91.66	32.86	9.75	33.12	100	121	A	H
		5726.2	57.89	-10.31	68.2	48.27	32.94	9.81	33.13	100	121	P	H
													H
													H
													H
	*	5700	107.03	-	-	97.54	32.86	9.75	33.12	281	79	P	V
	*	5700	98.18	-	-	88.69	32.86	9.75	33.12	281	79	A	V
		5725	54.6	-13.6	68.2	44.98	32.94	9.81	33.13	281	79	P	V
													V
													V
													V
Remark	1. No other spurious found. 2. All results are PASS against Peak and Average limit line.												



Band 3 - 5470~5725MHz
WIFI 802.11ac VHT20 (Harmonic @ 3m)

WIFI Ant. 1	Note	Frequency (MHz)	Level (dBμV/m)	Over Limit (dB)	Limit Line (dBμV/m)	Read Level (dBμV)	Antenna Factor (dB/m)	Cable Loss (dB)	Preamp Factor (dB)	Ant Pos (cm)	Table Pos (deg)	Peak Avg. (P/A)	Pol. (H/V)	
802.11ac VHT20 CH 100 5500MHz		11000	46.53	-27.47	74	55.95	39.2	15.08	64	100	0	P	H	
		16500	43.18	-25.02	68.2	49.74	37.1	18.74	62.7	100	0	P	H	
													H	
													H	
			11000	46.5	-27.5	74	55.92	39.2	15.08	64	100	0	P	V
			16500	42.76	-25.44	68.2	49.32	37.1	18.74	62.7	100	0	P	V
														V
802.11ac VHT20 CH 116 5580MHz		11160	46.69	-27.31	74	55.9	38.97	15.2	63.67	100	0	P	H	
		16740	44.94	-23.26	68.2	49.46	38.93	18.93	62.7	100	0	P	H	
													H	
													H	
			11160	46.67	-27.33	74	55.88	38.97	15.2	63.67	100	0	P	V
			16740	45.22	-22.98	68.2	49.74	38.93	18.93	62.7	100	0	P	V
														V
802.11ac VHT20 CH 140 5700MHz		11400	45.97	-28.03	74	54.87	38.64	15.38	63.2	100	0	P	H	
		17100	48.98	-19.22	68.2	50.61	40.84	19.18	62	100	0	P	H	
													H	
													H	
			11400	46.06	-27.94	74	54.96	38.64	15.38	63.2	100	0	P	V
			17100	48.74	-19.46	68.2	50.37	40.84	19.18	62	100	0	P	V
														V
Remark	1. No other spurious found.													
	2. All results are PASS against Peak and Average limit line.													



Band 3 - 5470~5725MHz
WIFI 802.11ac VHT40 (Band Edge @ 3m)

WIFI Ant. 1	Note	Frequency (MHz)	Level (dBμV/m)	Over Limit (dB)	Limit Line (dBμV/m)	Read Level (dBμV)	Antenna Factor (dB/m)	Cable Loss (dB)	Preamp Factor (dB)	Ant Pos (cm)	Table Pos (deg)	Peak Avg. (P/A)	Pol. (H/V)
802.11ac VHT40 CH 102 5510MHz		5459.44	53.82	-20.18	74	45.2	32.35	9.29	33.02	100	121	P	H
		5467.84	57.87	-10.33	68.2	49.23	32.37	9.29	33.02	100	121	P	H
		5459.68	45.64	-8.36	54	37.02	32.35	9.29	33.02	100	121	A	H
	*	5510	102.64	-	-	93.9	32.4	9.37	33.03	100	121	P	H
	*	5510	93.63	-	-	84.89	32.4	9.37	33.03	100	121	A	H
		5725.625	49.76	-18.44	68.2	40.14	32.94	9.81	33.13	100	121	P	H
		5459.92	51.73	-22.27	74	43.11	32.35	9.29	33.02	271	79	P	V
		5470	56.8	-11.4	68.2	48.16	32.37	9.29	33.02	271	79	P	V
		5459.2	43.83	-10.17	54	35.21	32.35	9.29	33.02	271	79	A	V
	*	5510	101.19	-	-	92.45	32.4	9.37	33.03	271	79	P	V
	*	5510	91.82	-	-	83.08	32.4	9.37	33.03	271	79	A	V
		5760.59	49.84	-18.36	68.2	40.03	33.02	9.95	33.16	271	79	P	V
802.11ac VHT40 CH 110 5550MHz		5459.2	48.81	-25.19	74	40.19	32.35	9.29	33.02	100	121	P	H
		5461.12	49.62	-18.58	68.2	41	32.35	9.29	33.02	100	121	P	H
		5458.24	42.05	-11.95	54	33.43	32.35	9.29	33.02	100	121	A	H
	*	5550	103.94	-	-	95.03	32.52	9.44	33.05	100	121	P	H
	*	5550	94.85	-	-	85.94	32.52	9.44	33.05	100	121	A	H
		5730.035	51.08	-17.12	68.2	41.46	32.94	9.81	33.13	100	121	P	H
		5362.72	49.15	-24.85	74	40.72	32.27	9.19	33.03	287	79	P	V
		5465.2	49.55	-18.65	68.2	40.91	32.37	9.29	33.02	287	79	P	V
		5459.44	41.8	-12.2	54	33.18	32.35	9.29	33.02	287	79	A	V
	*	5550	101.72	-	-	92.81	32.52	9.44	33.05	287	79	P	V
	*	5550	92.74	-	-	83.83	32.52	9.44	33.05	287	79	A	V
		5755.55	49.93	-18.27	68.2	40.18	33.02	9.88	33.15	287	79	P	V



802.11ac VHT40 CH 134 5670MHz		5451.5	48.54	-25.46	74	39.92	32.35	9.29	33.02	100	121	P	H
		5470	47.77	-20.43	68.2	39.13	32.37	9.29	33.02	100	121	P	H
		5453.6	41.16	-12.84	54	32.54	32.35	9.29	33.02	100	121	A	H
	*	5670	105.35	-	-	95.97	32.81	9.68	33.11	100	121	P	H
	*	5670	96.79	-	-	87.41	32.81	9.68	33.11	100	121	A	H
		5734.55	54.89	-13.31	68.2	45.18	32.98	9.88	33.15	100	121	P	H
		5353.15	48.65	-25.35	74	40.24	32.25	9.19	33.03	284	79	P	V
		5464.8	47.85	-20.35	68.2	39.21	32.37	9.29	33.02	284	79	P	V
		5437.85	41.05	-12.95	54	32.48	32.33	9.26	33.02	284	79	A	V
	*	5670	102.41	-	-	93.03	32.81	9.68	33.11	284	79	P	V
	*	5670	94.01	-	-	84.63	32.81	9.68	33.11	284	79	A	V
		5740.85	51.57	-16.63	68.2	41.86	32.98	9.88	33.15	284	79	P	V
Remark	1. No other spurious found. 2. All results are PASS against Peak and Average limit line.												



Band 3 - 5470~5725MHz
WIFI 802.11ac VHT40 (Harmonic @ 3m)

WIFI Ant. 1	Note	Frequency (MHz)	Level (dBμV/m)	Over Limit (dB)	Limit Line (dBμV/m)	Read Level (dBμV)	Antenna Factor (dB/m)	Cable Loss (dB)	Preamp Factor (dB)	Ant Pos (cm)	Table Pos (deg)	Peak Avg. (P/A)	Pol. (H/V)
802.11ac VHT40 CH 102 5510MHz		11020	46.23	-27.77	74	55.62	39.18	15.11	63.97	100	0	P	H
		16530	42.81	-25.39	68.2	49.09	37.36	18.76	62.7	100	0	P	H
													H
													H
		11020	45.72	-28.28	74	55.11	39.18	15.11	63.97	100	0	P	V
		16530	43.06	-25.14	68.2	49.34	37.36	18.76	62.7	100	0	P	V
													V
802.11ac VHT40 CH 110 5550MHz		11100	46.56	-27.44	74	55.85	39.06	15.16	63.8	100	0	P	H
		16650	43.65	-24.55	68.2	48.9	38.28	18.86	62.7	100	0	P	H
													H
													H
		11100	46.27	-27.73	74	55.56	39.06	15.16	63.8	100	0	P	V
		16650	44.32	-23.88	68.2	49.57	38.28	18.86	62.7	100	0	P	V
													V
802.11ac VHT40 CH 134 5670MHz		11340	47.03	-26.97	74	56.01	38.73	15.33	63.33	100	0	P	H
		17010	46.73	-21.47	68.2	48.94	40.89	19.14	62.58	100	0	P	H
													H
													H
		11340	47.77	-26.23	74	56.75	38.73	15.33	63.33	100	0	P	V
		17010	47.36	-20.84	68.2	49.57	40.89	19.14	62.58	100	0	P	V
													V
Remark	1. No other spurious found.												
	2. All results are PASS against Peak and Average limit line.												



Band 3 5470~5725MHz
WIFI 802.11ac VHT80 (Band Edge @ 3m)

WIFI Ant. 1	Note	Frequency (MHz)	Level (dBμV/m)	Over Limit (dB)	Limit Line (dBμV/m)	Read Level (dBμV)	Antenna Factor (dB/m)	Cable Loss (dB)	Preamp Factor (dB)	Ant Pos (cm)	Table Pos (deg)	Peak Avg. (P/A)	Pol. (H/V)
802.11ac VHT80 CH 106 5530MHz		5456.08	56.91	-17.09	74	48.29	32.35	9.29	33.02	100	121	P	H
		5464.96	57.61	-10.59	68.2	48.97	32.37	9.29	33.02	100	121	P	H
		5458.72	49.81	-4.19	54	41.19	32.35	9.29	33.02	100	121	A	H
	*	5530	99.65	-	-	90.85	32.44	9.41	33.05	100	121	P	H
	*	5530	90.27	-	-	81.47	32.44	9.41	33.05	100	121	A	H
		5744.525	50.17	-18.03	68.2	40.46	32.98	9.88	33.15	100	121	P	H
		5458.24	56.21	-17.79	74	47.59	32.35	9.29	33.02	285	79	P	V
		5464	56.53	-11.67	68.2	47.89	32.37	9.29	33.02	285	79	P	V
		5459.2	48.84	-5.16	54	40.22	32.35	9.29	33.02	285	79	A	V
	*	5530	97.82	-	-	89.02	32.44	9.41	33.05	285	79	P	V
	*	5530	88.05	-	-	79.25	32.44	9.41	33.05	285	79	A	V
	5760.905	49.63	-18.57	68.2	39.82	33.02	9.95	33.16	285	79	P	V	
802.11ac VHT80 CH 122 5610MHz		5366.56	49.54	-24.46	74	41.11	32.27	9.19	33.03	100	121	P	H
		5462.56	48.77	-19.43	68.2	40.13	32.37	9.29	33.02	100	121	P	H
		5436.88	41.15	-12.85	54	32.58	32.33	9.26	33.02	100	121	A	H
	*	5610	101.36	-	-	92.24	32.65	9.55	33.08	100	121	P	H
	*	5610	91.78	-	-	82.66	32.65	9.55	33.08	100	121	A	H
		5727.9	51.64	-16.56	68.2	42.02	32.94	9.81	33.13	100	121	P	H
		5359.12	49.92	-24.08	74	41.51	32.25	9.19	33.03	295	79	P	V
		5468.8	48.39	-19.81	68.2	39.75	32.37	9.29	33.02	295	79	P	V
		5441.2	40.87	-13.13	54	32.3	32.33	9.26	33.02	295	79	A	V
	*	5610	97.66	-	-	88.54	32.65	9.55	33.08	295	79	P	V
	*	5610	88.72	-	-	79.6	32.65	9.55	33.08	295	79	A	V
	5736.125	50.31	-17.89	68.2	40.6	32.98	9.88	33.15	295	79	P	V	
Remark	1. No other spurious found. 2. All results are PASS against Peak and Average limit line.												



Band 3 5470~5725MHz
WIFI 802.11ac VHT80 (Harmonic @ 3m)

WIFI Ant. 1	Note	Frequency (MHz)	Level (dBμV/m)	Over Limit (dB)	Limit Line (dBμV/m)	Read Level (dBμV)	Antenna Factor (dB/m)	Cable Loss (dB)	Preamp Factor (dB)	Ant Pos (cm)	Table Pos (deg)	Peak Avg. (P/A)	Pol. (H/V)
802.11ac VHT80 CH 106 5530MHz		11060	47.34	-26.66	74	56.68	39.11	15.13	63.87	100	0	P	H
		16590	44.28	-23.92	68.2	50.11	37.76	18.81	62.7	100	0	P	H
													H
													H
		11060	46.22	-27.78	74	55.56	39.11	15.13	63.87	100	0	P	V
		16590	43.86	-24.34	68.2	49.69	37.76	18.81	62.7	100	0	P	V
													V
802.11ac VHT80 CH 122 5610MHz		11220	46.57	-27.43	74	55.7	38.9	15.25	63.57	100	0	P	H
		16830	45.55	-22.65	68.2	49.33	39.59	19	62.7	100	0	P	H
													H
													H
		11220	47.33	-26.67	74	56.46	38.9	15.25	63.57	100	0	P	V
		16830	45.04	-23.16	68.2	48.82	39.59	19	62.7	100	0	P	V
													V
Remark	1. No other spurious found.												
	2. All results are PASS against Peak and Average limit line.												



Band 3 - Straddle Channel
WIFI 802.11a (Band Edge @ 3m)

WIFI	Note	Frequency	Level	Over	Limit	Read	Antenna	Cable	Preamp	Ant	Table	Peak	Pol.
Ant.				Limit	Line	Level	Factor	Loss	Factor	Pos	Pos	Avg.	
1		(MHz)	(dBμV/m)	(dB)	(dBμV/m)	(dBμV)	(dB/m)	(dB)	(dB)	(cm)	(deg)	(P/A)	(H/V)
802.11a CH 144 5720MHz	*	5720	110.46	-	-	100.84	32.94	9.81	33.13	100	117	P	H
	*	5720	102.3	-	-	92.68	32.94	9.81	33.13	100	117	A	H
													H
													H
													H
													H
	*	5720	105.82	-	-	96.2	32.94	9.81	33.13	352	84	P	V
	*	5720	98.34	-	-	88.72	32.94	9.81	33.13	352	84	A	V
													V
													V
													V
	Remark	1. No other spurious found. 2. All results are PASS against Peak and Average limit line.											



Band 3 - Straddle Channel
WIFI 802.11a (Harmonic @ 3m)

WIFI Ant. 1	Note	Frequency (MHz)	Level (dBµV/m)	Over Limit (dB)	Limit Line (dBµV/m)	Read Level (dBµV)	Antenna Factor (dB/m)	Cable Loss (dB)	Preamp Factor (dB)	Ant Pos (cm)	Table Pos (deg)	Peak Avg. (P/A)	Pol. (H/V)	
802.11a CH 144 5720MHz		11440	45.74	-28.26	74	54.6	38.59	15.4	63.13	100	0	P	H	
		17160	48.65	-19.55	68.2	49.82	40.8	19.21	61.53	100	0	P	H	
													H	
													H	
			11440	45.45	-28.55	74	54.31	38.59	15.4	63.13	100	0	P	V
			17160	48.35	-19.85	68.2	49.52	40.8	19.21	61.53	100	0	P	V
														V
														V
Remark	1. No other spurious found. 2. All results are PASS against Peak and Average limit line.													



Band 3 - Straddle Channel
WIFI 802.11ac VHT20 (Band Edge @ 3m)

WIFI Ant. 1	Note	Frequency (MHz)	Level (dBμV/m)	Over Limit (dB)	Limit Line (dBμV/m)	Read Level (dBμV)	Antenna Factor (dB/m)	Cable Loss (dB)	Preamp Factor (dB)	Ant Pos (cm)	Table Pos (deg)	Peak Avg. (P/A)	Pol. (H/V)
802.11ac VHT20 CH 144 5720MHz	*	5720	109.29	-	-	99.67	32.94	9.81	33.13	100	117	P	H
	*	5720	100.92	-	-	91.3	32.94	9.81	33.13	100	117	A	H
													H
													H
													H
													H
	*	5720	105.12	-	-	95.5	32.94	9.81	33.13	352	84	P	V
	*	5720	96.99	-	-	87.37	32.94	9.81	33.13	352	84	A	V
													V
													V
Remark	1. No other spurious found. 2. All results are PASS against Peak and Average limit line.												



Band 3 - Straddle Channel
WIFI 802.11ac VHT20 (Harmonic @ 3m)

Table with 14 columns: WIFI Ant. 1, Note, Frequency (MHz), Level (dBµV/m), Over Limit (dB), Limit Line (dBµV/m), Read Level (dBµV), Antenna Factor (dB/m), Cable Loss (dB), Preamp Factor (dB), Ant Pos (cm), Table Pos (deg), Peak Avg. (P/A), Pol. (H/V). Rows include data for 802.11ac VHT20 CH 144 5720MHz at 11440 and 17160 MHz, and a Remark section.



Band 3 - Straddle Channel
WIFI 802.11ac VHT40 (Band Edge @ 3m)

WIFI Ant. 1	Note	Frequency (MHz)	Level (dBμV/m)	Over Limit (dB)	Limit Line (dBμV/m)	Read Level (dBμV)	Antenna Factor (dB/m)	Cable Loss (dB)	Preamp Factor (dB)	Ant Pos (cm)	Table Pos (deg)	Peak Avg. (P/A)	Pol. (H/V)
802.11ac VHT40 CH 142 5710MHz	*	5710	106.08	-	-	96.5	32.9	9.81	33.13	100	116	P	H
	*	5710	97.3	-	-	87.72	32.9	9.81	33.13	100	116	A	H
													H
													H
													H
													H
	*	5710	101.7	-	-	92.12	32.9	9.81	33.13	351	83	P	V
	*	5710	93.28	-	-	83.7	32.9	9.81	33.13	351	83	A	V
													V
													V
Remark	1. No other spurious found. 2. All results are PASS against Peak and Average limit line.												



Band 3 - Straddle Channel
WIFI 802.11ac VHT40 (Harmonic @ 3m)

WIFI Ant. 1	Note	Frequency (MHz)	Level (dBµV/m)	Over Limit (dB)	Limit Line (dBµV/m)	Read Level (dBµV)	Antenna Factor (dB/m)	Cable Loss (dB)	Preamp Factor (dB)	Ant Pos (cm)	Table Pos (deg)	Peak Avg. (P/A)	Pol. (H/V)	
802.11ac VHT40 CH 142 5710MHz		11420	45.54	-28.46	74	54.42	38.62	15.39	63.17	100	0	P	H	
		17130	48.57	-19.63	68.2	49.97	40.82	19.2	61.77	100	0	P	H	
													H	
													H	
			11420	47.06	-26.94	74	55.94	38.62	15.39	63.17	100	0	P	V
			17130	48.8	-19.4	68.2	50.2	40.82	19.2	61.77	100	0	P	V
														V
													V	
Remark	1. No other spurious found. 2. All results are PASS against Peak and Average limit line.													



Band 3 - Straddle Channel
WIFI 802.11ac VHT80 (Band Edge @ 3m)

WIFI Ant. 1	Note	Frequency (MHz)	Level (dBμV/m)	Over Limit (dB)	Limit Line (dBμV/m)	Read Level (dBμV)	Antenna Factor (dB/m)	Cable Loss (dB)	Preamp Factor (dB)	Ant Pos (cm)	Table Pos (deg)	Peak Avg. (P/A)	Pol. (H/V)
802.11ac VHT80 CH 138 5690MHz	*	5690	101.54	-	-	92.05	32.86	9.75	33.12	100	116	P	H
	*	5690	92.62	-	-	83.13	32.86	9.75	33.12	100	116	A	H
													H
													H
													H
													H
	*	5690	97.48	-	-	87.99	32.86	9.75	33.12	287	82	P	V
	*	5690	89.12	-	-	79.63	32.86	9.75	33.12	287	82	A	V
													V
													V
Remark	1. No other spurious found. 2. All results are PASS against Peak and Average limit line.												



Band 3 - Straddle Channel
WIFI 802.11ac VHT80 (Harmonic @ 3m)

WIFI Ant. 1	Note	Frequency (MHz)	Level (dBμV/m)	Over Limit (dB)	Limit Line (dBμV/m)	Read Level (dBμV)	Antenna Factor (dB/m)	Cable Loss (dB)	Preamp Factor (dB)	Ant Pos (cm)	Table Pos (deg)	Peak Avg. (P/A)	Pol. (H/V)	
802.11ac VHT80 CH 138 5690MHz		11380	46.06	-27.94	74	54.98	38.66	15.36	63.23	100	0	P	H	
		17070	47.63	-20.57	68.2	49.48	40.86	19.17	62.23	100	0	P	H	
													H	
													H	
			11380	46.25	-27.75	74	55.17	38.66	15.36	63.23	100	0	P	V
			17070	47.48	-20.72	68.2	49.33	40.86	19.17	62.23	100	0	P	V
														V
														V
Remark	1. No other spurious found. 2. All results are PASS against Peak and Average limit line.													



Emission below 1GHz
WIFI 802.11ac VHT80 (LF @ 3m)

WIFI	Note	Frequency	Level	Over	Limit	Read	Antenna	Cable	Preamp	Ant	Table	Peak	Pol.	
Ant.				Limit	Line	Level	Factor	Loss	Factor	Pos	Pos	Avg.		
1		(MHz)	(dBμV/m)	(dB)	(dBμV/m)	(dBμV)	(dB/m)	(dB)	(dB)	(cm)	(deg)	(P/A)	(H/V)	
802.11ac VHT80 LF		98.31	23.17	-20.33	43.5	38.45	15.79	1.39	32.48	-	-	P	H	
		134.49	30.15	-13.35	43.5	43.61	17.43	1.51	32.45	-	-	P	H	
		155.82	29.79	-13.71	43.5	43.91	16.61	1.61	32.43	-	-	P	H	
		332.2	25.48	-20.52	46	35.59	19.8	2.39	32.36	-	-	P	H	
		632.5	27.81	-18.19	46	30.64	26.38	3.15	32.46	-	-	P	H	
		951.7	33.46	-12.54	46	29.79	30.86	3.82	31.18	100	0	P	H	
														H
														H
														H
														H
														H
														V
			31.08	31.43	-8.57	40	39.24	23.84	0.82	32.49	110	241	P	V
			35.4	29.57	-10.43	40	39.94	21.3	0.82	32.49	-	-	P	V
			73.74	25.51	-14.49	40	44.32	12.44	1.22	32.49	-	-	P	V
			461	24.48	-21.52	46	30.63	23.4	2.77	32.36	-	-	P	V
			763.4	30.71	-15.29	46	31.17	28.25	3.44	32.29	-	-	P	V
			949.6	33.38	-12.62	46	29.82	30.77	3.82	31.2	-	-	P	V
														V
														V
													V	
													V	
Remark	1. No other spurious found. 2. All results are PASS against limit line.													



Note symbol

*	Fundamental Frequency which can be ignored. However, the level of any unwanted emissions shall not exceed the level of the fundamental frequency.
!	Test result is over limit line.
P/A	Peak or Average
H/V	Horizontal or Vertical



A calculation example for radiated spurious emission is shown as below:

WIFI	Note	Frequency	Level	Over	Limit	Read	Antenna	Cable	Preamp	Ant	Table	Peak	Pol.
Ant.				Limit	Line	Level	Factor	Loss	Factor	Pos	Pos	Avg.	
1		(MHz)	(dBμV/m)	(dB)	(dBμV/m)	(dBμV)	(dB/m)	(dB)	(dB)	(cm)	(deg)	(P/A)	(H/V)
802.11b		2390	55.45	-18.55	74	54.51	32.22	4.58	35.86	103	308	P	H
CH 01													
2412MHz		2390	43.54	-10.46	54	42.6	32.22	4.58	35.86	103	308	A	H

- Level(dBμV/m) =
Antenna Factor(dB/m) + Cable Loss(dB) + Read Level(dBμV) - Preamp Factor(dB)
- Over Limit(dB) = Level(dBμV/m) – Limit Line(dBμV/m)

For Peak Limit @ 2390MHz:

- Level(dBμV/m)
= Antenna Factor(dB/m) + Cable Loss(dB) + Read Level(dBμV) - Preamp Factor(dB)
= 32.22(dB/m) + 4.58(dB) + 54.51(dBμV) – 35.86 (dB)
= 55.45 (dBμV/m)
- Over Limit(dB)
= Level(dBμV/m) – Limit Line(dBμV/m)
= 55.45(dBμV/m) – 74(dBμV/m)
= -18.55(dB)

For Average Limit @ 2390MHz:

- Level(dBμV/m)
= Antenna Factor(dB/m) + Cable Loss(dB) + Read Level(dBμV) - Preamp Factor(dB)
= 32.22(dB/m) + 4.58(dB) + 42.6(dBμV) – 35.86 (dB)
= 43.54 (dBμV/m)
- Over Limit(dB)
= Level(dBμV/m) – Limit Line(dBμV/m)
= 43.54(dBμV/m) – 54(dBμV/m)
= -10.46(dB)

Both peak and average measured complies with the limit line, so test result is “PASS”.



Appendix D. Radiated Spurious Emission

Test Engineer :	Hao Hsu, and Ken Wu	Temperature :	24 ~ 26°C
		Relative Humidity :	50 ~ 55%

Note symbol

-L	Low channel location
-R	High channel location



Band 1 - 5150~5250MHz
WIFI 802.11a (Band Edge @ 3m)

Table with 2 columns (Horizontal, Fundamental) and 2 rows (Peak, Avg.). Contains spectral plots and labels like 'Peak', 'Fundamental', 'Avg.', and 'Left blank'.

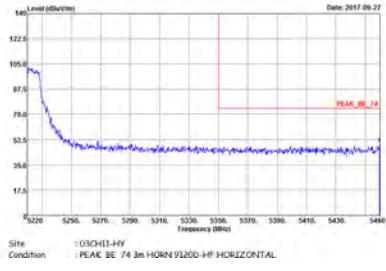
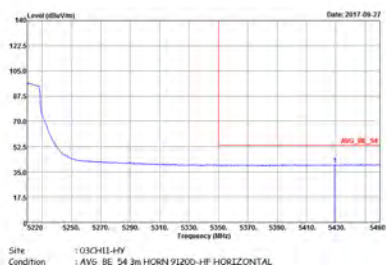


WIFI	Band 1 5150~5250MHz Band Edge @ 3m	
ANT	802.11a CH36 5180MHz	
1	Vertical	Fundamental
Peak	<p>Site : 03CH11-HY Condition : PEAK BE 74 3m HORN 91200-HF VERTICAL</p>	<p>Site : 03CH11-HY Condition : PEAK 74 3m HORN 91200-HF VERTICAL</p>
Avg.	<p>Site : 03CH11-HY Condition : AVG BE 54 3m HORN 91200-HF VERTICAL</p>	Left blank



WIFI	Band 1 5150~5250MHz Band Edge @ 3m	
ANT	802.11a CH44 5220MHz - L	
1	Horizontal	Fundamental
Peak		
Avg.		Left blank



WIFI	Band 1 5150~5250MHz Band Edge @ 3m	
ANT	802.11a CH44 5220MHz - R	
1	Horizontal	Fundamental
Peak		Left blank
Avg.		Left blank



WIFI	Band 1 5150~5250MHz Band Edge @ 3m	
ANT	802.11a CH44 5220MHz - L	
1	Vertical	Fundamental
Peak	<p>Site : 03CHI-HY Condition : PEAK BE 74 3m HORN 91200-HF VERTICAL</p>	<p>Site : 03CHI-HY Condition : PEAK 74 3m HORN 91200-HF VERTICAL</p>
Avg.	<p>Site : 03CHI-HY Condition : AVG BE 54 3m HORN 91200-HF VERTICAL</p>	Left blank



WIFI	Band 1 5150~5250MHz Band Edge @ 3m	
ANT	802.11a CH44 5220MHz - R	
1	Vertical	Fundamental
<p>Peak</p>		<p>Left blank</p>
<p>Avg.</p>		<p>Left blank</p>

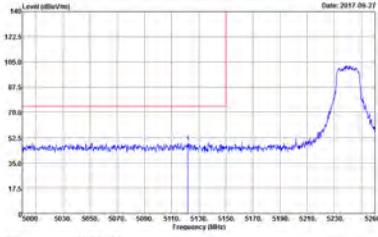
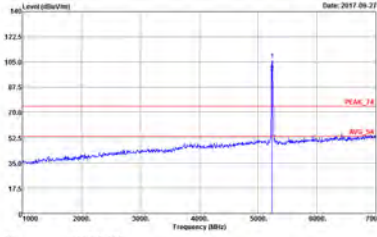
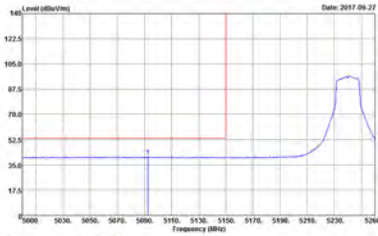


WIFI	Band 1 5150~5250MHz Band Edge @ 3m	
ANT	802.11a CH48 5240MHz - L	
1	Horizontal	Fundamental
Peak		
Avg.		Left blank

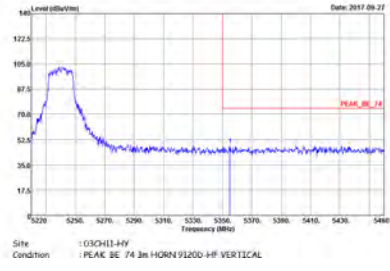
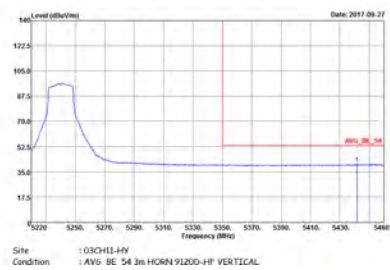


WIFI	Band 1 5150~5250MHz Band Edge @ 3m	
ANT	802.11a CH48 5240MHz - R	
1	Horizontal	Fundamental
<p>Peak</p>	<p>Site : 03CH11-HY Condition : PEAK_BE_74 3m HORN 91200-HF HORIZONTAL</p>	<p>Left blank</p>
<p>Avg.</p>	<p>Site : 03CH11-HY Condition : AVG_BE_54 3m HORN 91200-HF HORIZONTAL</p>	<p>Left blank</p>



WIFI	Band 1 5150~5250MHz Band Edge @ 3m	
ANT	802.11a CH48 5240MHz - L	
1	Vertical	Fundamental
Peak	 <p>Site : 03CHI-HY Condition : PEAK BE 74 3m HORN 91200-HF VERTICAL</p>	 <p>Site : 03CHI-HY Condition : PEAK 74 3m HORN 91200-HF VERTICAL</p>
Avg.	 <p>Site : 03CHI-HY Condition : AVG BE 54 3m HORN 91200-HF VERTICAL</p>	Left blank



WIFI	Band 1 5150~5250MHz Band Edge @ 3m	
ANT	802.11a CH48 5240MHz - R	
1	Vertical	Fundamental
Peak		Left blank
Avg.		Left blank



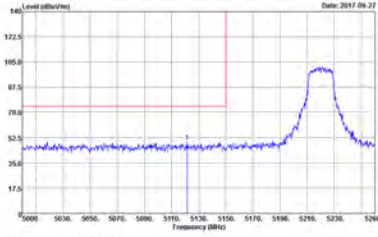
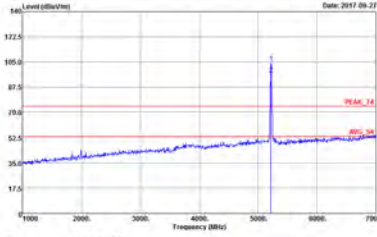
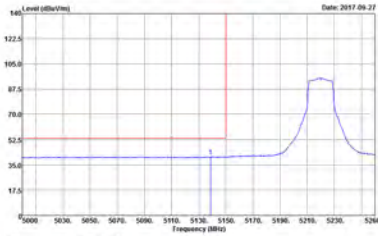
**Band 1 5150~5250MHz
WIFI 802.11ac VHT20 (Band Edge @ 3m)**

WIFI	Band 1 5150~5250MHz Band Edge @ 3m	
ANT	802.11ac VHT20 CH36 5180MHz	
1	Horizontal	Fundamental
Peak	<p>Site : 03CHI-HY Condition : PEAK BE 74 3m HORN 91200-HF HORIZONTAL</p>	<p>Site : 03CHI-HY Condition : PEAK 74 3m HORN 91200-HF HORIZONTAL</p>
Avg.	<p>Site : 03CHI-HY Condition : AVG BE 54 3m HORN 91200-HF HORIZONTAL</p>	Left blank

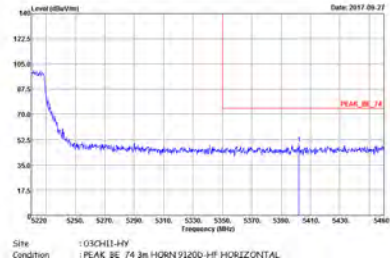



WIFI	Band 1 5150~5250MHz Band Edge @ 3m	
ANT	802.11ac VHT20 CH36 5180MHz	
1	Vertical	Fundamental
Peak	<p>Site : 03CH11-HY Condition : PEAK BE 74 3m HORN 91200-HF VERTICAL</p>	<p>Site : 03CH11-HY Condition : PEAK 74 3m HORN 91200-HF VERTICAL</p>
Avg.	<p>Site : 03CH11-HY Condition : AVG BE 54 3m HORN 91200-HF VERTICAL</p>	Left blank

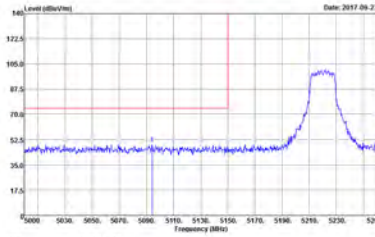
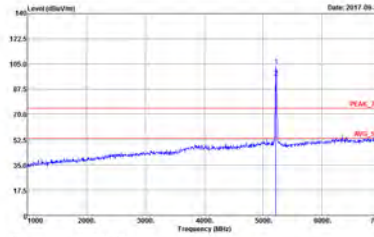
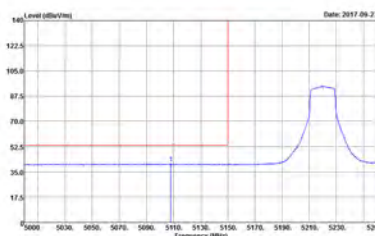


WIFI	Band 1 5150~5250MHz Band Edge @ 3m	
ANT	802.11ac VHT20 CH44 5220MHz - L	
1	Horizontal	Fundamental
Peak	 <p>Site : 03CH11-HY Condition : PEAK BE 74 3m HORN 91200-HF HORIZONTAL</p>	 <p>Site : 03CH11-HY Condition : PEAK 74 3m HORN 91200-HF HORIZONTAL</p>
Avg.	 <p>Site : 03CH11-HY Condition : AVG BE 54 3m HORN 91200-HF HORIZONTAL</p>	Left blank



WIFI	Band 1 5150~5250MHz Band Edge @ 3m	
ANT	802.11ac VHT20 CH44 5220MHz - R	
1	Horizontal	Fundamental
Peak		Left blank
Avg.		Left blank

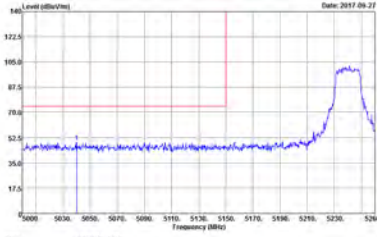
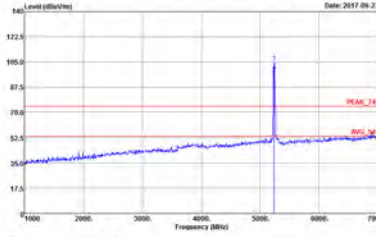
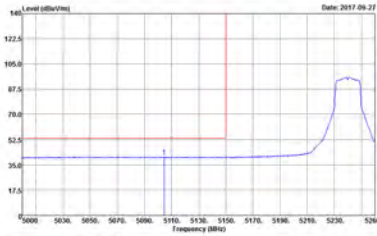


WIFI	Band 1 5150~5250MHz Band Edge @ 3m	
ANT	802.11ac VHT20 CH44 5220MHz - L	
1	Vertical	Fundamental
Peak	 <p>Site : 03CH11-HY Condition : PEAK BE 74 3m HORN 91200-HF VERTICAL</p>	 <p>Site : 03CH11-HY Condition : PEAK 74 3m HORN 91200-HF VERTICAL</p>
Avg.	 <p>Site : 03CH11-HY Condition : AVG BE 54 3m HORN 91200-HF VERTICAL</p>	Left blank



WIFI	Band 1 5150~5250MHz Band Edge @ 3m	
ANT	802.11ac VHT20 CH44 5220MHz - R	
1	Vertical	Fundamental
Peak		Left blank
Avg.		Left blank



WIFI	Band 1 5150~5250MHz Band Edge @ 3m	
ANT	802.11ac VHT20 CH48 5240MHz - L	
1	Horizontal	Fundamental
Peak	 <p>Site : 03CH11-HY Condition : PEAK BE 74 3m HORN 91200-HF HORIZONTAL</p>	 <p>Site : 03CH11-HY Condition : PEAK 74 3m HORN 91200-HF HORIZONTAL</p>
Avg.	 <p>Site : 03CH11-HY Condition : AVG BE 54 3m HORN 91200-HF HORIZONTAL</p>	Left blank

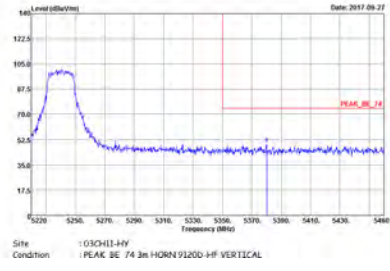
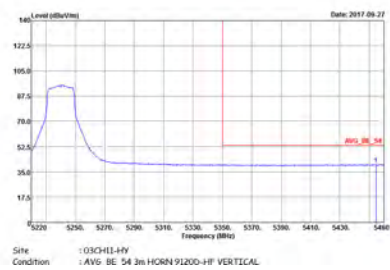


WIFI	Band 1 5150~5250MHz Band Edge @ 3m	
ANT	802.11ac VHT20 CH48 5240MHz - R	
1	Horizontal	Fundamental
<p>Peak</p>	<p>Site : 03CH11-HY Condition : PEAK BE 74 3m HORN 91200-HF HORIZONTAL</p>	<p>Left blank</p>
<p>Avg.</p>	<p>Site : 03CH11-HY Condition : AVG BE 54 3m HORN 91200-HF HORIZONTAL</p>	<p>Left blank</p>



WIFI	Band 1 5150~5250MHz Band Edge @ 3m	
ANT	802.11ac VHT20 CH48 5240MHz - L	
1	Vertical	Fundamental
Peak		
Avg.		Left blank



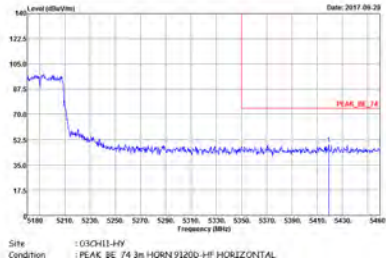
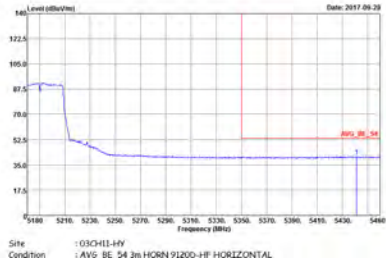
WIFI	Band 1 5150~5250MHz Band Edge @ 3m	
ANT	802.11ac VHT20 CH48 5240MHz - R	
1	Vertical	Fundamental
Peak		Left blank
Avg.		Left blank



Band 1 5150~5250MHz
WIFI 802.11ac VHT40 (Band Edge @ 3m)

WIFI	Band 1 5150~5250MHz Band Edge @ 3m	
ANT	802.11ac VHT40 CH38 5190MHz - L	
1	Horizontal	Fundamental
Peak	<p>Site : 03CHI1-HY Condition : PEAK BE 74 3m HORN 91200 -HF HORIZONTAL</p>	<p>Site : 03CHI1-HY Condition : PEAK 74 3m HORN 91200 -HF HORIZONTAL</p>
Avg.	<p>Site : 03CHI1-HY Condition : AVG BE 54 3m HORN 91200 -HF HORIZONTAL</p>	Left blank

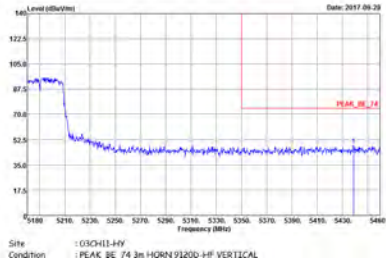
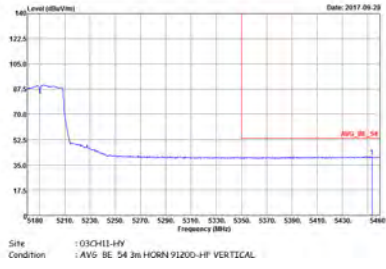


WIFI	Band 1 5150~5250MHz Band Edge @ 3m	
ANT	802.11ac VHT40 CH38 5190MHz - R	
1	Horizontal	Fundamental
Peak		Left blank
Avg.		Left blank

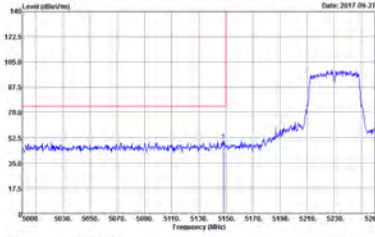
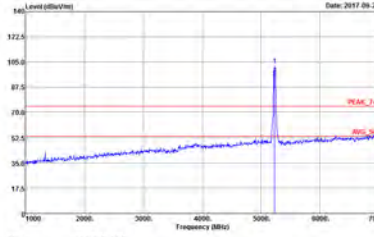
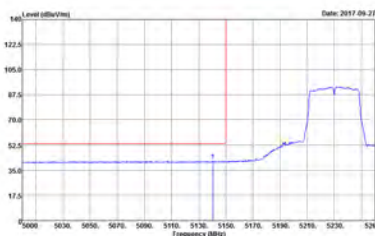


WIFI	Band 1 5150~5250MHz Band Edge @ 3m	
ANT	802.11ac VHT40 CH38 5190MHz - L	
1	Vertical	Fundamental
Peak		
Avg.		Left blank

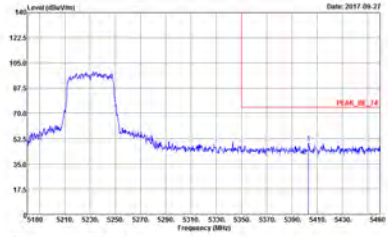
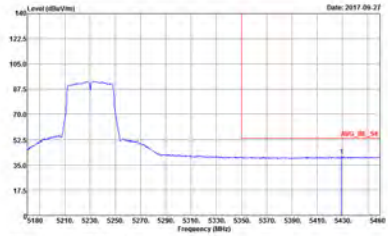


WIFI	Band 1 5150~5250MHz Band Edge @ 3m	
ANT	802.11ac VHT40 CH38 5190MHz - R	
1	Vertical	Fundamental
Peak		Left blank
Avg.		Left blank

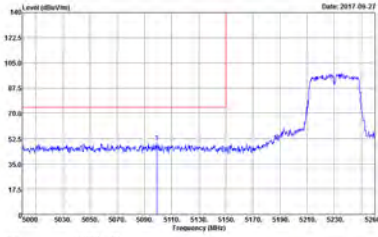
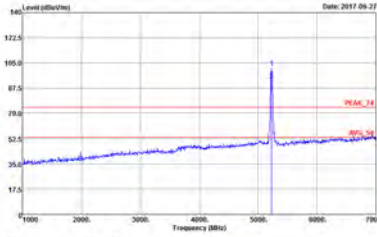
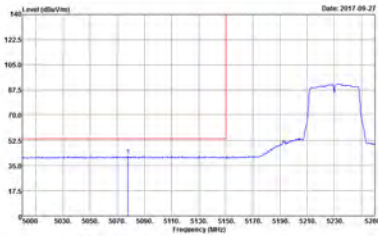


WIFI	Band 1 5150~5250MHz Band Edge @ 3m	
ANT	802.11ac VHT40 CH46 5230MHz - L	
1	Horizontal	Fundamental
Peak	 <p>Site : 03CHI1-HY Condition : PEAK BE 74 3m HORN 91200-HF HORIZONTAL</p>	 <p>Site : 03CHI1-HY Condition : PEAK 74 3m HORN 91200-HF HORIZONTAL</p>
Avg.	 <p>Site : 03CHI1-HY Condition : AVG BE 54 3m HORN 91200-HF HORIZONTAL</p>	Left blank

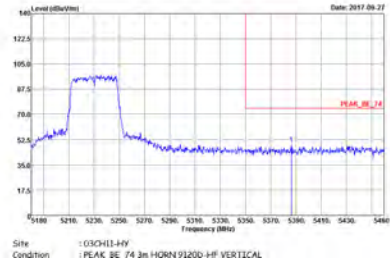
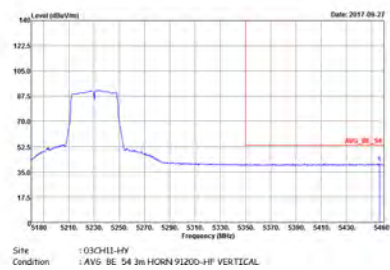


WIFI	Band 1 5150~5250MHz Band Edge @ 3m	
ANT	802.11ac VHT40 CH46 5230MHz - R	
1	Horizontal	Fundamental
Peak	 <p>Site : 03CHI1-HY Condition : PEAK BE 74 3m HORN 91200-HF HORIZONTAL</p>	Left blank
Avg.	 <p>Site : 03CHI1-HY Condition : AVG BE 54 3m HORN 91200-HF HORIZONTAL</p>	Left blank



WIFI	Band 1 5150~5250MHz Band Edge @ 3m	
ANT	802.11ac VHT40 CH46 5230MHz - L	
1	Vertical	Fundamental
Peak	 <p>Site : 03CH11-HY Condition : PEAK BE 74 3m HORN 91200-HF VERTICAL</p>	 <p>Site : 03CH11-HY Condition : PEAK 74 3m HORN 91200-HF VERTICAL</p>
Avg.	 <p>Site : 03CH11-HY Condition : AVG BE 54 3m HORN 91200-HF VERTICAL</p>	Left blank



WIFI	Band 1 5150~5250MHz Band Edge @ 3m	
ANT	802.11ac VHT40 CH46 5230MHz - R	
1	Vertical	Fundamental
Peak		Left blank
Avg.		Left blank



**Band 1 5150~5250MHz
WIFI 802.11ac VHT80 (Band Edge @ 3m)**

WIFI	Band 1 5150~5250MHz Band Edge @ 3m	
ANT	802.11ac VHT80 CH42 5210MHz - L	
1	Horizontal	Fundamental
Peak	<p>Site : 03CHI1-HY Condition : PEAK BE 74 3m HORN 91200 -HF HORIZONTAL</p>	<p>Site : 03CHI1-HY Condition : PEAK 74 3m HORN 91200 -HF HORIZONTAL</p>
Avg.	<p>Site : 03CHI1-HY Condition : AVG BE 54 3m HORN 91200 -HF HORIZONTAL</p>	Left blank



WIFI	Band 1 5150~5250MHz Band Edge @ 3m	
ANT	802.11ac VHT80 CH42 5210MHz - R	
1	Horizontal	Fundamental
<p>Peak</p>	<p>Site : 03CH11-HY Condition : PEAK BE 74 3m HORN 91200-HF HORIZONTAL</p>	<p>Left blank</p>
<p>Avg.</p>	<p>Site : 03CH11-HY Condition : AVG BE 54 3m HORN 91200-HF HORIZONTAL</p>	<p>Left blank</p>



WIFI	Band 1 5150~5250MHz Band Edge @ 3m	
ANT	802.11ac VHT80 CH42 5210MHz - L	
1	Vertical	Fundamental
Peak		
Avg.		Left blank



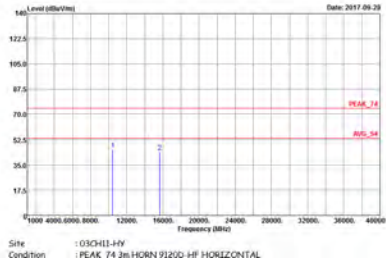
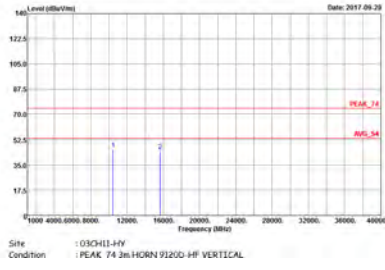
WIFI	Band 1 5150~5250MHz Band Edge @ 3m	
ANT	802.11ac VHT80 CH42 5210MHz - R	
1	Vertical	Fundamental
Peak	<p>Site : 03CH11-HY Condition : PEAK BE 74 3m HORN 91200-HF VERTICAL</p>	Left blank
Avg.	<p>Site : 03CH11-HY Condition : AVG BE 54 3m HORN 91200-HF VERTICAL</p>	Left blank



Band 1 - 5150~5250MHz
WIFI 802.11a (Harmonic @ 3m)

WIFI	Band 1 5150~5250MHz Harmonic @ 3m	
ANT	802.11a CH36 5180MHz	
1	Horizontal	Vertical
Peak Avg.	<p>Site : 03CHEL-4F Condition : PEAK 74 3m HORN 9120D -HF HORIZONTAL</p>	<p>Site : 03CHEL-4F Condition : PEAK 74 3m HORN 9120D -HF VERTICAL</p>



WIFI	Band 1 5150~5250MHz Harmonic @ 3m	
ANT	802.11a CH44 5220MHz	
1	Horizontal	Vertical
Peak Avg.		



WIFI	Band 1 5150~5250MHz Harmonic @ 3m	
ANT	802.11a CH48 5240MHz	
1	Horizontal	Vertical
Peak Avg.	<p>Site : 03SCH11-4F Condition : PEAK 74 3m.HORN 91200 -HF HORIZONTAL</p>	<p>Site : 03SCH11-4F Condition : PEAK 74 3m.HORN 91200 -HF VERTICAL</p>



Band 1 5150~5250MHz
WIFI 802.11ac VHT20 (Harmonic @ 3m)

WIFI	Band 1 5150~5250MHz Harmonic @ 3m	
ANT	802.11ac VHT20 CH36 5180MHz	
1	Horizontal	Vertical
Peak Avg.	<p>Site : 03CHI1-HY Condition : PEAK 74 3m HORN 91200-HF HORIZONTAL</p>	<p>Site : 03CHI1-HY Condition : PEAK 74 3m HORN 91200-HF VERTICAL</p>



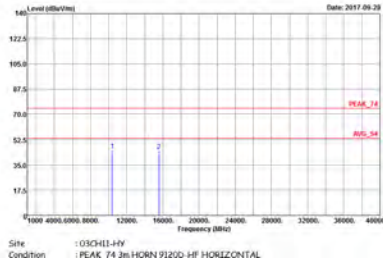
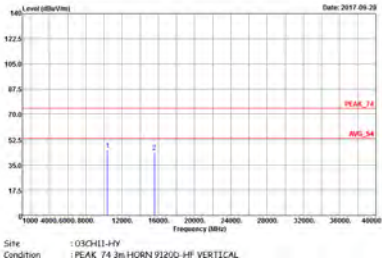
WIFI	Band 1 5150~5250MHz Harmonic @ 3m	
ANT	802.11ac VHT20 CH44 5220MHz	
1	Horizontal	Vertical
Peak Avg.	<p>Site : 03SCH11-4F Condition : PEAK 74 3m.HORN 91200 -HF HORIZONTAL</p>	<p>Site : 03SCH11-4F Condition : PEAK 74 3m.HORN 91200 -HF VERTICAL</p>



WIFI	Band 1 5150~5250MHz Harmonic @ 3m	
ANT	802.11ac VHT20 CH48 5240MHz	
1	Horizontal	Vertical
Peak Avg.	<p>Site : 03SCH11-4F Condition : PEAK 74 3m.HORN 91200 -HF HORIZONTAL</p>	<p>Site : 03SCH11-4F Condition : PEAK 74 3m.HORN 91200 -HF VERTICAL</p>



Band 1 5150~5250MHz
WIFI 802.11ac VHT40 (Harmonic @ 3m)

WIFI	Band 1 5150~5250MHz Harmonic @ 3m	
ANT	802.11ac VHT40 CH38 5190MHz	
1	Horizontal	Vertical
Peak Avg.	 <p>Site : 03CHI1-HY Condition : PEAK 74 3m HORN 91200-HF HORIZONTAL</p>	 <p>Site : 03CHI1-HY Condition : PEAK 74 3m HORN 91200-HF VERTICAL</p>



WIFI	Band 1 5150~5250MHz Harmonic @ 3m	
ANT	802.11ac VHT40 CH46 5230MHz	
1	Horizontal	Vertical
Peak Avg.	<p>Site : 03SCH11-4F Condition : PEAK 74 3m.HORN 91200 -HF HORIZONTAL</p>	<p>Site : 03SCH11-4F Condition : PEAK 74 3m.HORN 91200 -HF VERTICAL</p>



Band 1 5150~5250MHz
WIFI 802.11ac VHT80 (Harmonic @ 3m)

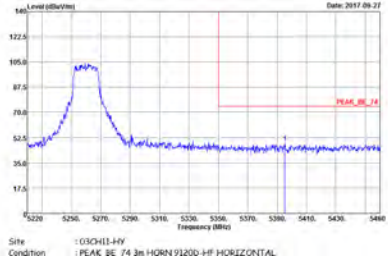
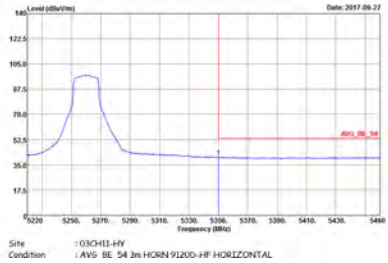
WIFI	Band 1 5150~5250MHz Harmonic @ 3m	
ANT	802.11ac VHT80 CH42 5210MHz	
1	Horizontal	Vertical
Peak Avg.	<p>Site : 03CHI1-HY Condition : PEAK 74 3m HORN 91200-HF HORIZONTAL</p>	<p>Site : 03CHI1-HY Condition : PEAK 74 3m HORN 91200-HF VERTICAL</p>



Band 2 - 5250~5350MHz
WIFI 802.11a (Band Edge @ 3m)

WIFI	Band 2 5250~5350MHz Band Edge @ 3m	
ANT	802.11a CH52 5260MHz - L	
1	Horizontal	Fundamental
Peak		
Avg.		Left blank

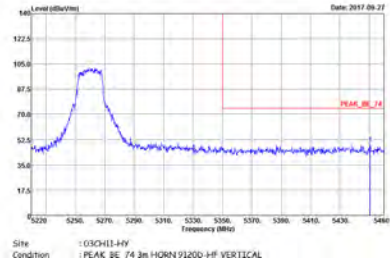
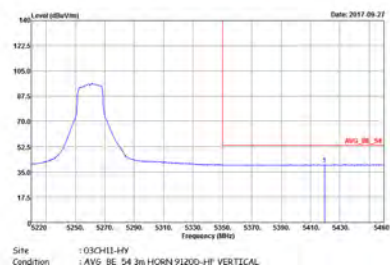


WIFI	Band 2 5250~5350MHz Band Edge @ 3m	
ANT	802.11a CH52 5260MHz - R	
1	Horizontal	Fundamental
<p>Peak</p>		<p>Left blank</p>
<p>Avg.</p>		<p>Left blank</p>



WIFI	Band 2 5250~5350MHz Band Edge @ 3m	
ANT	802.11a CH52 5260MHz - L	
1	Vertical	Fundamental
Peak	<p>Site : 03CH11-HY Condition : PEAK BE 74 3m HORN 91200-HF VERTICAL</p>	<p>Site : 03CH11-HY Condition : PEAK 74 3m HORN 91200-HF VERTICAL</p>
Avg.	<p>Site : 03CH11-HY Condition : AVG BE 54 3m HORN 91200-HF VERTICAL</p>	Left blank



WIFI	Band 2 5250~5350MHz Band Edge @ 3m	
ANT	802.11a CH52 5260MHz - R	
1	Vertical	Fundamental
Peak		Left blank
Avg.		Left blank



WIFI	Band 2 5250~5350MHz Band Edge @ 3m	
ANT	802.11a CH60 5300MHz - L	
1	Horizontal	Fundamental
Peak	<p>Site : 03CHI1-HY Condition : PEAK BE 74 3m HORN 91200 -HF HORIZONTAL</p>	<p>Site : 03CHI1-HY Condition : PEAK 74 3m HORN 91200 -HF HORIZONTAL</p>
Avg.	<p>Site : 03CHI1-HY Condition : AVG BE 54 3m HORN 91200 -HF HORIZONTAL</p>	Left blank

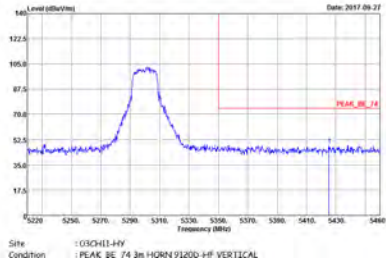
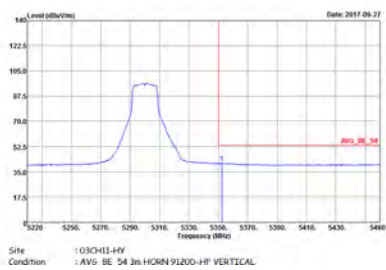


WIFI	Band 2 5250~5350MHz Band Edge @ 3m	
ANT	802.11a CH60 5300MHz - R	
1	Horizontal	Fundamental
<p>Peak</p>		<p>Left blank</p>
<p>Avg.</p>		<p>Left blank</p>

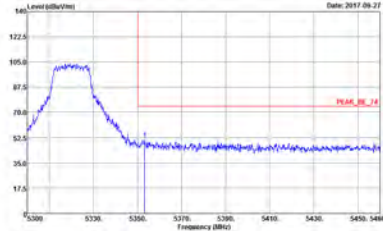
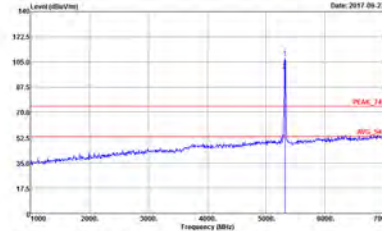
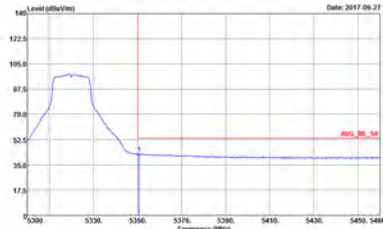


WIFI	Band 2 5250~5350MHz Band Edge @ 3m	
ANT	802.11a CH60 5300MHz - L	
1	Vertical	Fundamental
Peak	<p>Site : 03CHI1-HY Condition : PEAK BE 74 3m HORN 91200-HF VERTICAL</p>	<p>Site : 03CHI1-HY Condition : PEAK 74 3m HORN 91200-HF VERTICAL</p>
Avg.	<p>Site : 03CHI1-HY Condition : AVG BE 54 3m HORN 91200-HF VERTICAL</p>	Left blank



WIFI	Band 2 5250~5350MHz Band Edge @ 3m	
ANT	802.11a CH60 5300MHz - R	
1	Vertical	Fundamental
Peak		Left blank
Avg.		Left blank



WIFI	Band 2 5250~5350MHz Band Edge @ 3m	
ANT	802.11a CH64 5320MHz	
1	Horizontal	Fundamental
Peak	 <p>Site : 03CH11-HY Condition : PEAK BE 74 3m HORN 91200 -HF HORIZONTAL</p>	 <p>Site : 03CH11-HY Condition : PEAK 74 3m HORN 91200 -HF HORIZONTAL</p>
Avg.	 <p>Site : 03CH11-HY Condition : AVG BE 54 3m HORN 91200 -HF HORIZONTAL</p>	Left blank



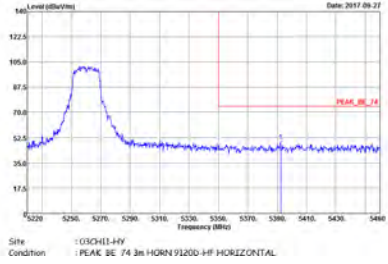
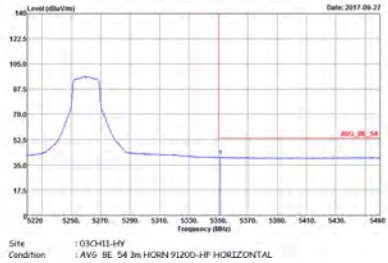
WIFI	Band 2 5250~5350MHz Band Edge @ 3m	
ANT	802.11a CH64 5320MHz	
1	Vertical	Fundamental
Peak	<p>Site : 03CH11-HY Condition : PEAK BE 74 3m HORN 91200-HF VERTICAL</p>	<p>Site : 03CH11-HY Condition : PEAK 74 3m HORN 91200-HF VERTICAL</p>
Avg.	<p>Site : 03CH11-HY Condition : AVG BE 54 3m HORN 91200-HF VERTICAL</p>	Left blank



Band 2 5250~5350MHz
WIFI 802.11ac VHT20 (Band Edge @ 3m)

WIFI	Band 2 5250~5350MHz Band Edge @ 3m	
ANT	802.11ac VHT20 CH52 5260MHz - L	
1	Horizontal	Fundamental
Peak		
Avg.		Left blank



WIFI	Band 2 5250~5350MHz Band Edge @ 3m	
ANT	802.11ac VHT20 CH52 5260MHz - R	
1	Horizontal	Fundamental
<p>Peak</p>		<p>Left blank</p>
<p>Avg.</p>		<p>Left blank</p>

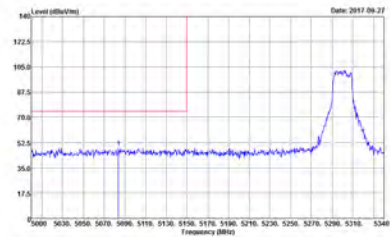
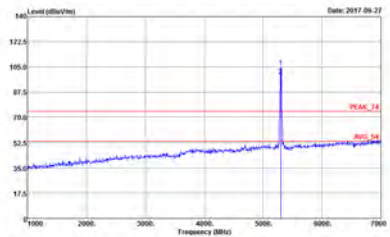
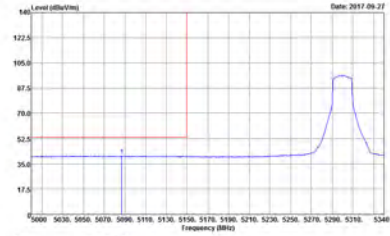


WIFI	Band 2 5250~5350MHz Band Edge @ 3m	
ANT	802.11ac VHT20 CH52 5260MHz - L	
1	Vertical	Fundamental
Peak	<p>Site : 03CH11-HY Condition : PEAK BE 74 3m HORN 91200-HF VERTICAL</p>	<p>Site : 03CH11-HY Condition : PEAK 74 3m HORN 91200-HF VERTICAL</p>
Avg.	<p>Site : 03CH11-HY Condition : AVG BE 54 3m HORN 91200-HF VERTICAL</p>	Left blank

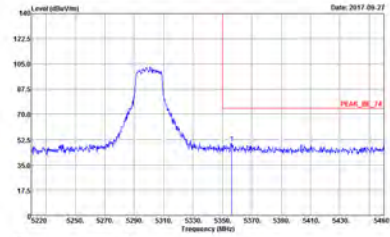
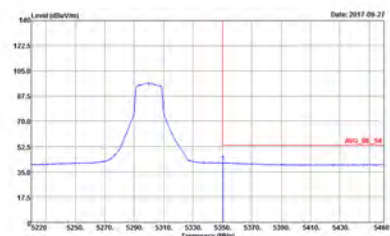


WIFI	Band 2 5250~5350MHz Band Edge @ 3m	
ANT	802.11ac VHT20 CH52 5260MHz - R	
1	Vertical	Fundamental
<p>Peak</p>		<p>Left blank</p>
<p>Avg.</p>		<p>Left blank</p>



WIFI	Band 2 5250~5350MHz Band Edge @ 3m	
ANT	802.11ac VHT20 CH60 5300MHz - L	
1	Horizontal	Fundamental
Peak	 <p>Site : 03CHI1-HY Condition : PEAK BE 74 3m HORN 91200-HF HORIZONTAL</p>	 <p>Site : 03CHI1-HY Condition : PEAK 74 3m HORN 91200-HF HORIZONTAL</p>
Avg.	 <p>Site : 03CHI1-HY Condition : AVG BE 54 3m HORN 91200-HF HORIZONTAL</p>	Left blank

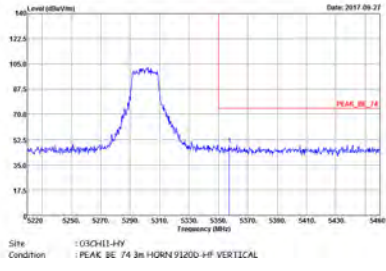
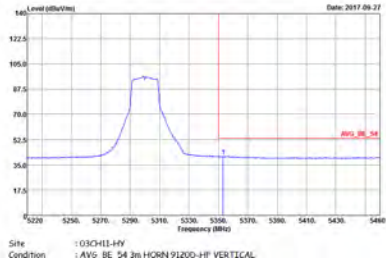


WIFI	Band 2 5250~5350MHz Band Edge @ 3m	
ANT	802.11ac VHT20 CH60 5300MHz - R	
1	Horizontal	Fundamental
<p>Peak</p>	 <p>Site : 03CH11-HY Condition : PEAK_BE_74 3m HORN 91200-HF HORIZONTAL</p>	<p>Left blank</p>
<p>Avg.</p>	 <p>Site : 03CH11-HY Condition : AVG_BE_54 3m HORN 91200-HF HORIZONTAL</p>	<p>Left blank</p>

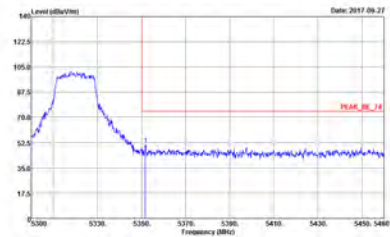
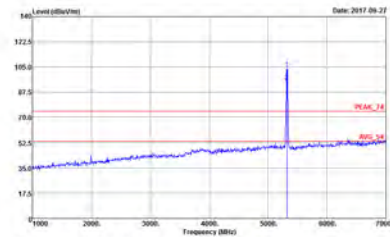
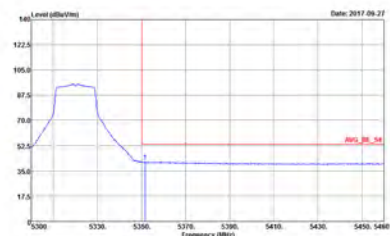


WIFI	Band 2 5250~5350MHz Band Edge @ 3m	
ANT	802.11ac VHT20 CH60 5300MHz - L	
1	Vertical	Fundamental
Peak	<p>Site : 03CHI1-HY Condition : PEAK BE 74 3m HORN 91200-HF VERTICAL</p>	<p>Site : 03CHI1-HY Condition : PEAK 74 3m HORN 91200-HF VERTICAL</p>
Avg.	<p>Site : 03CHI1-HY Condition : AVG BE 54 3m HORN 91200-HF VERTICAL</p>	Left blank



WIFI	Band 2 5250~5350MHz Band Edge @ 3m	
ANT	802.11ac VHT20 CH60 5300MHz - R	
1	Vertical	Fundamental
Peak		Left blank
Avg.		Left blank



WIFI	Band 2 5250~5350MHz Band Edge @ 3m	
ANT	802.11ac VHT20 CH64 5320MHz	
1	Horizontal	Fundamental
Peak	 <p>Site : 03CHI1-HY Condition : PEAK BE 74 3m HORN 91200-HF HORIZONTAL</p>	 <p>Site : 03CHI1-HY Condition : PEAK 74 3m HORN 91200-HF HORIZONTAL</p>
Avg.	 <p>Site : 03CHI1-HY Condition : AVG BE 54 3m HORN 91200-HF HORIZONTAL</p>	Left blank



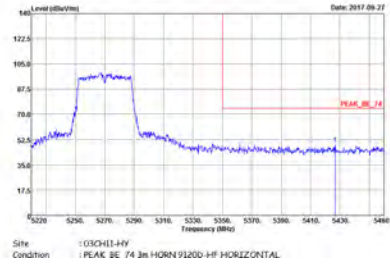
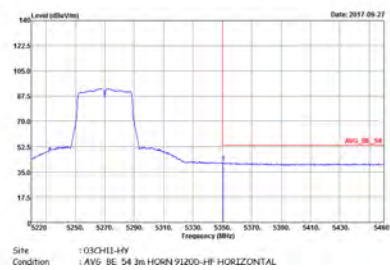
WIFI	Band 2 5250~5350MHz Band Edge @ 3m	
ANT	802.11ac VHT20 CH64 5320MHz	
1	Vertical	Fundamental
Peak	<p>Site : 03CH11-HY Condition : PEAK BE 74 3m HORN 91200-HF VERTICAL</p>	<p>Site : 03CH11-HY Condition : PEAK 74 3m HORN 91200-HF VERTICAL</p>
Avg.	<p>Site : 03CH11-HY Condition : AVG BE 54 3m HORN 91200-HF VERTICAL</p>	Left blank



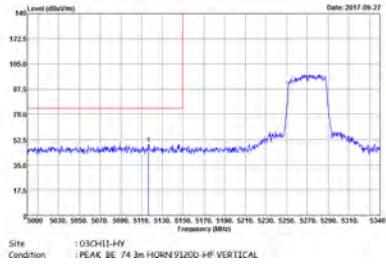
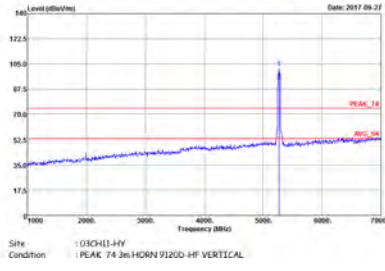
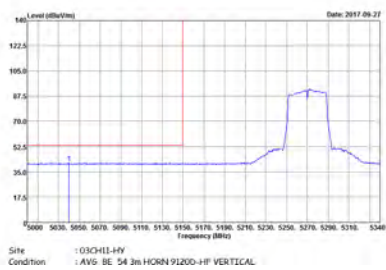
Band 2 5250~5350MHz
WIFI 802.11ac VHT40 (Band Edge @ 3m)

WIFI	Band 2 5250~5350MHz Band Edge @ 3m	
ANT	802.11ac VHT40 CH54 5270 MHz - L	
1	Horizontal	Fundamental
Peak		
Avg.		Left blank



WIFI	Band 2 5250~5350MHz Band Edge @ 3m	
ANT	802.11ac VHT40 CH54 5270 MHz - R	
1	Horizontal	Fundamental
Peak		Left blank
Avg.		Left blank

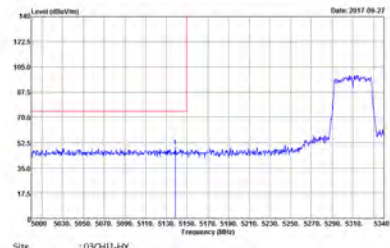
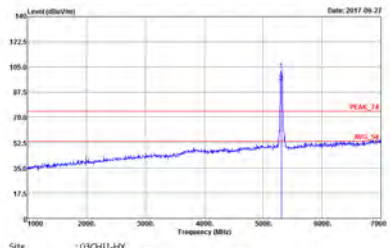
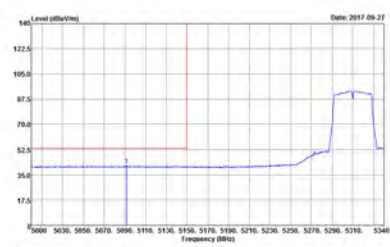


WIFI	Band 2 5250~5350MHz Band Edge @ 3m	
ANT	802.11ac VHT40 CH54 5270 MHz - L	
1	Vertical	Fundamental
Peak	 <p>Site : 03CHI1-HY Condition : PEAK BE 74 3m HORN 91200-HF VERTICAL</p>	 <p>Site : 03CHI1-HY Condition : PEAK 74 3m HORN 91200-HF VERTICAL</p>
Avg.	 <p>Site : 03CHI1-HY Condition : AVG BE 54 3m HORN 91200-HF VERTICAL</p>	Left blank

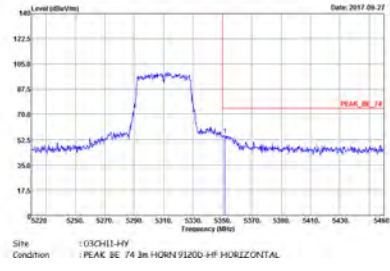



WIFI	Band 2 5250~5350MHz Band Edge @ 3m	
ANT	802.11ac VHT40 CH54 5270 MHz - R	
1	Vertical	Fundamental
Peak	<p>Site : 03CH11-HY Condition : PEAK BE 74 3m HORN 91200-HF VERTICAL</p>	Left blank
Avg.	<p>Site : 03CH11-HY Condition : AVG BE 54 3m HORN 91200-HF VERTICAL</p>	Left blank



WIFI	Band 2 5250~5350MHz Band Edge @ 3m	
ANT	802.11ac VHT40 CH62 5310 MHz - L	
1	Horizontal	Fundamental
Peak	 <p>Site : 03CH11-HY Condition : PEAK BE 74 3m HORN 91200-HF HORIZONTAL</p>	 <p>Site : 03CH11-HY Condition : PEAK 74 3m HORN 91200-HF HORIZONTAL</p>
Avg.	 <p>Site : 03CH11-HY Condition : AVG BE 54 3m HORN 91200-HF HORIZONTAL</p>	Left blank

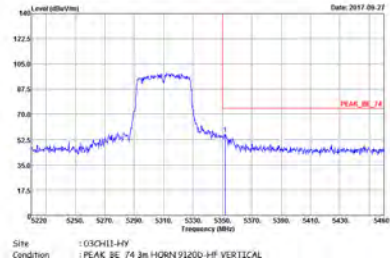



WIFI	Band 2 5250~5350MHz Band Edge @ 3m	
ANT	802.11ac VHT40 CH62 5310 MHz - R	
1	Horizontal	Fundamental
Peak		Left blank
Avg.		Left blank



WIFI	Band 2 5250~5350MHz Band Edge @ 3m	
ANT	802.11ac VHT40 CH62 5310 MHz - L	
1	Vertical	Fundamental
Peak	<p>Site : 03CHI1-HY Condition : PEAK BE 74 3m HORN 91200-HF VERTICAL</p>	<p>Site : 03CHI1-HY Condition : PEAK 74 3m HORN 91200-HF VERTICAL</p>
Avg.	<p>Site : 03CHI1-HY Condition : AVG BE 54 3m HORN 91200-HF VERTICAL</p>	Left blank



WIFI	Band 2 5250~5350MHz Band Edge @ 3m	
ANT	802.11ac VHT40 CH62 5310 MHz - R	
1	Vertical	Fundamental
Peak		Left blank
Avg.		Left blank



Band 2 5250~5350MHz
WIFI 802.11ac VHT80 (Band Edge @ 3m)

WIFI	Band 2 5250~5350MHz Band Edge @ 3m	
ANT	802.11ac VHT80 CH58 5290MHz - L	
1	Horizontal	Fundamental
Peak	<p>Site : 03CH11-HY Condition : PEAK BE 74 3m HORN 91200 -HF HORIZONTAL</p>	<p>Site : 03CH11-HY Condition : PEAK 74 3m HORN 91200 -HF HORIZONTAL</p>
Avg.	<p>Site : 03CH11-HY Condition : AVG BE 54 3m HORN 91200 -HF HORIZONTAL</p>	Left blank

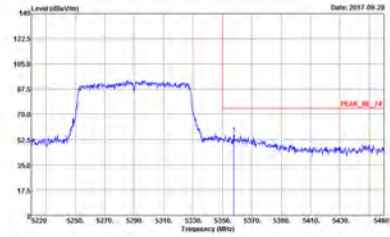
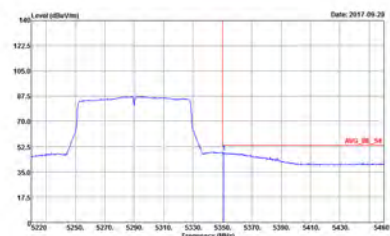


WIFI	Band 2 5250~5350MHz Band Edge @ 3m	
ANT	802.11ac VHT80 CH58 5290MHz - R	
1	Horizontal	Fundamental
<p>Peak</p>	<p>Site : 03CH11-HY Condition : PEAK BE 74 3m HORN 91200-HF HORIZONTAL</p>	<p>Left blank</p>
<p>Avg.</p>	<p>Site : 03CH11-HY Condition : AVG BE 54 3m HORN 91200-HF HORIZONTAL</p>	<p>Left blank</p>



WIFI	Band 2 5250~5350MHz Band Edge @ 3m	
ANT	802.11ac VHT80 CH58 5290MHz - L	
1	Vertical	Fundamental
Peak	<p>Site : 03CHI1-HY Condition : PEAK BE 74 3m HORN 91200-HF VERTICAL</p>	<p>Site : 03CHI1-HY Condition : PEAK 74 3m HORN 91200-HF VERTICAL</p>
Avg.	<p>Site : 03CHI1-HY Condition : AVG BE 54 3m HORN 91200-HF VERTICAL</p>	Left blank



WIFI	Band 2 5250~5350MHz Band Edge @ 3m	
ANT	802.11ac VHT80 CH58 5290MHz - R	
1	Vertical	Fundamental
<p>Peak</p>	 <p>Site : 03CHI1-HY Condition : PEAK BE 74 3m HORN 91200-HF VERTICAL</p>	<p>Left blank</p>
<p>Avg.</p>	 <p>Site : 03CHI1-HY Condition : AVG BE 54 3m HORN 91200-HF VERTICAL</p>	<p>Left blank</p>



Band 2 - 5250~5350MHz
WIFI 802.11a (Harmonic @ 3m)

WIFI	Band 2 5250~5350MHz Harmonic @ 3m	
ANT	802.11a CH52 5260MHz	
1	Horizontal	Vertical
Peak Avg.	<p>Site : 03CH11-4F Condition : PEAK 74 3m HORN 9120D -HF HORIZONTAL</p>	<p>Site : 03CH11-4F Condition : PEAK 74 3m HORN 9120D -HF VERTICAL</p>



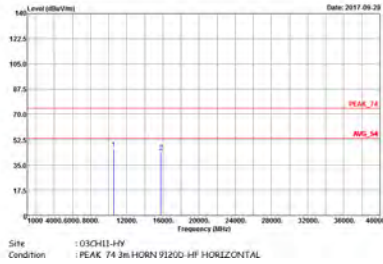
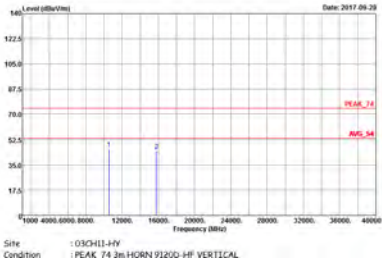
WIFI	Band 2 5250~5350MHz Harmonic @ 3m	
ANT	802.11a CH60 5300MHz	
1	Horizontal	Vertical
Peak Avg.	<p>Site : 03SCH11-4F Condition : PEAK 74 3m.HORN 91200 -HF HORIZONTAL</p>	<p>Site : 03SCH11-4F Condition : PEAK 74 3m.HORN 91200 -HF VERTICAL</p>



WIFI	Band 2 5250~5350MHz Harmonic @ 3m	
ANT	802.11a CH64 5320MHz	
1	Horizontal	Vertical
Peak Avg.	<p>Site : 03SCH11-4F Condition : PEAK 74 3m.HORN 91200 -HF HORIZONTAL</p>	<p>Site : 03SCH11-4F Condition : PEAK 74 3m.HORN 91200 -HF VERTICAL</p>



Band 2 5250~5350MHz
WIFI 802.11ac VHT20 (Harmonic @ 3m)

WIFI	Band 2 5250~5350MHz Harmonic @ 3m	
ANT	802.11ac VHT20 CH52 5260MHz	
1	Horizontal	Vertical
Peak Avg.	 <p>Site : 03CHI-HY Condition : PEAK 74 3m HORN 91200-HF HORIZONTAL</p>	 <p>Site : 03CHI-HY Condition : PEAK 74 3m HORN 91200-HF VERTICAL</p>



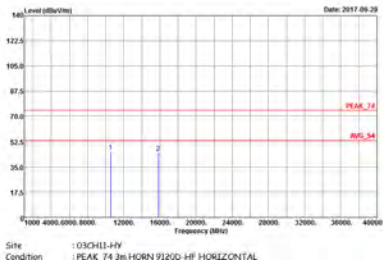
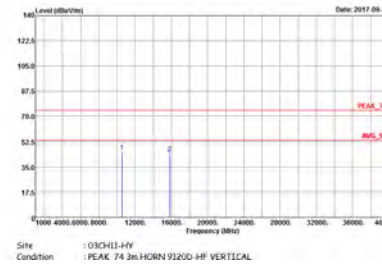
WIFI	Band 2 5250~5350MHz Harmonic @ 3m	
ANT	802.11ac VHT20 CH60 5300MHz	
1	Horizontal	Vertical
Peak Avg.	<p>Site : 03SCH11-4F Condition : PEAK 74 3m.HORN 91200 -HF HORIZONTAL</p>	<p>Site : 03SCH11-4F Condition : PEAK 74 3m.HORN 91200 -HF VERTICAL</p>



WIFI	Band 2 5250~5350MHz Harmonic @ 3m	
ANT	802.11ac VHT20 CH64 5320MHz	
1	Horizontal	Vertical
Peak Avg.	<p>Site : 03SCH11-4F Condition : PEAK 74 3m HORN 91200 -HF HORIZONTAL</p>	<p>Site : 03SCH11-4F Condition : PEAK 74 3m HORN 91200 -HF VERTICAL</p>



Band 2 5250~5350MHz
WIFI 802.11ac VHT40 (Harmonic @ 3m)

WIFI	Band 2 5250~5350MHz Harmonic @ 3m	
ANT	802.11ac VHT40 CH54 5270	
1	Horizontal	Vertical
Peak Avg.	 <p>Site : 03CHI1-HY Condition : PEAK 74 3m HORN 91200-HF HORIZONTAL</p>	 <p>Site : 03CHI1-HY Condition : PEAK 74 3m HORN 91200-HF VERTICAL</p>



WIFI	Band 2 5250~5350MHz Harmonic @ 3m	
ANT	802.11ac VHT40 CH62 5310	
1	Horizontal	Vertical
Peak Avg.	<p>Site : 03SCH11-4F Condition : PEAK 74 3m.HORN 91200 -HF HORIZONTAL</p>	<p>Site : 03SCH11-4F Condition : PEAK 74 3m.HORN 91200 -HF VERTICAL</p>



Band 2 5250~5350MHz
WIFI 802.11ac VHT80 (Harmonic @ 3m)

Table with 3 columns: WIFI, ANT, and measurement results for Horizontal and Vertical orientations. Includes two graphs showing Level (dBm/5m) vs Frequency (MHz) with peak markers and labels like PEAK_74 and AVG_54.



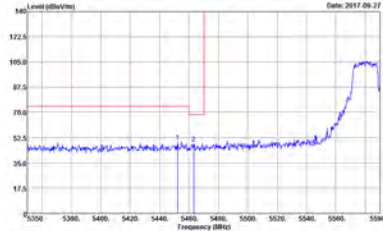
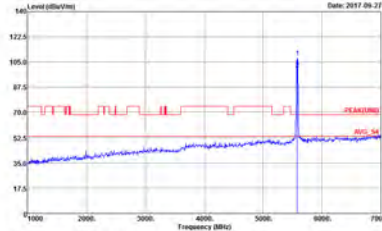
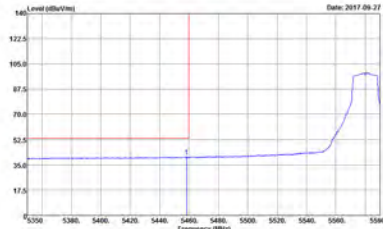
Band 3 - 5470~5725MHz
WIFI 802.11a (Band Edge @ 3m)

Table with 2 columns (Horizontal, Fundamental) and 2 rows (Peak, Avg.). Contains spectral plots and labels like 'Left blank'.

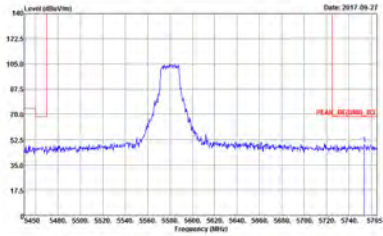


WIFI	Band 3 5470~5725MHz Band Edge @ 3m	
ANT	802.11a CH100 5500MHz	
1	Vertical	Fundamental
Peak	<p>Site : 03CHI1-HY Condition : PEAK BE(FUN1) B3 3m HORN 91200-HF VERTICAL</p>	<p>Site : 03CHI1-HY Condition : PEAK(FUN1) 3m HORN 91200-HF VERTICAL</p>
Avg.	<p>Site : 03CHI1-HY Condition : AVG BE(FUN1) B3 3m HORN 91200-HF VERTICAL</p>	Left blank



WIFI	Band 3 5470~5725MHz Band Edge @ 3m	
ANT	802.11a CH116 5580MHz - L	
1	Horizontal	Fundamental
<p>Peak</p>	 <p>Site : 03CHI1-HY Condition : PEAK BE(FUN1) B3 3m HORN 9120D-HF HORIZONTAL</p>	 <p>Site : 03CHI1-HY Condition : PEAK(FUN1) 3m HORN 9120D-HF HORIZONTAL</p>
<p>Avg.</p>	 <p>Site : 03CHI1-HY Condition : AVG BE(FUN1) B3 3m HORN 9120D-HF HORIZONTAL</p>	<p>Left blank</p>

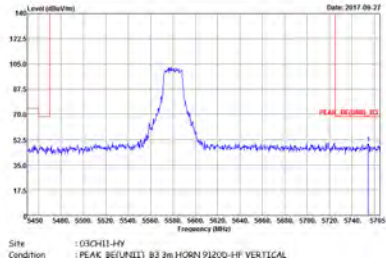


WIFI	Band 3 5470~5725MHz Band Edge @ 3m	
ANT	802.11a CH116 5580MHz - R	
1	Horizontal	Fundamental
Peak	 <p>Site : 13SCH11-44Y Condition : PEAK (5580.00) B3 3m HORN 91200-4# HORIZONTAL</p>	Left blank

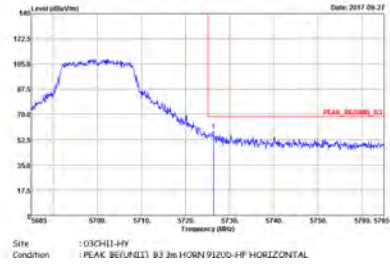
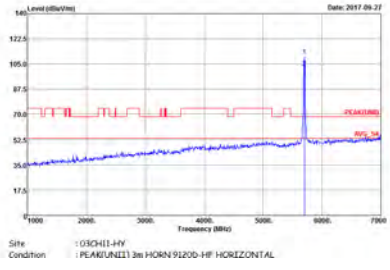


WIFI	Band 3 5470~5725MHz Band Edge @ 3m	
ANT	802.11a CH116 5580MHz - L	
1	Vertical	Fundamental
Peak	<p>Site : 03CH11-4Y Condition : PEAK BE(FUN1) B3 3m HORN 9120D-HF VERTICAL</p>	<p>Site : 03CH11-4Y Condition : PEAK(FUN1) 3m HORN 9120D-HF VERTICAL</p>
Avg.	<p>Site : 03CH11-4Y Condition : AVG BE(FUN1) B3 3m HORN 9120D-HF VERTICAL</p>	Left blank



WIFI	Band 3 5470~5725MHz Band Edge @ 3m	
ANT	802.11a CH116 5580MHz - R	
1	Vertical	Fundamental
Peak		Left blank



WIFI	Band 3 5470~5725MHz Band Edge @ 3m	
ANT	802.11a CH140 5700MHz	
1	Horizontal	Fundamental
Peak		



WIFI	Band 3 5470~5725MHz Band Edge @ 3m	
ANT	802.11a CH140 5700MHz	
1	Vertical	Fundamental
Peak	<p>Site : OSCHIL-44Y Condition : PEAK BE(UIN1) B3 3m HORN 91200-4# VERTICAL</p>	<p>Site : OSCHIL-44Y Condition : PEAK(UIN1) 3m HORN 91200-4# VERTICAL</p>



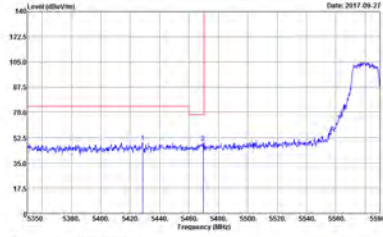
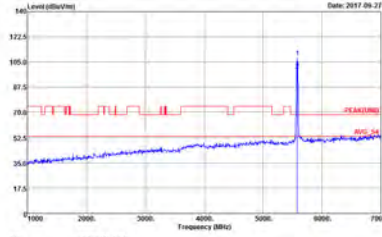
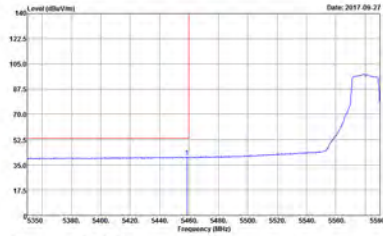
**Band 3 5470~5725MHz
WIFI 802.11ac VHT20 (Band Edge @ 3m)**

WIFI	Band 3 5470~5725MHz Band Edge @ 3m	
ANT	802.11ac VHT20 CH100 5500MHz	
1	Horizontal	Fundamental
Peak	<p>Site : 03CHI1-HY Condition : PEAK BE(FUN)E1 83 3m HORN 91200-HF HORIZONTAL</p>	<p>Site : 03CHI1-HY Condition : PEAK(FUN)E1 3m HORN 91200-HF HORIZONTAL</p>
Avg.	<p>Site : 03CHI1-HY Condition : AVG BE(FUN)E1 83 3m HORN 91200-HF HORIZONTAL</p>	Left blank

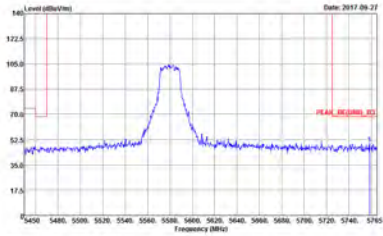


WIFI	Band 3 5470~5725MHz Band Edge @ 3m	
ANT	802.11ac VHT20 CH100 5500MHz	
1	Vertical	Fundamental
Peak	<p>Site : 03CHI1-HY Condition : PEAK BE(FUN)1 B3 3m HORN 91200-HF VERTICAL</p>	<p>Site : 03CHI1-HY Condition : PEAK(FUN)1 3m HORN 91200-HF VERTICAL</p>
Avg.	<p>Site : 03CHI1-HY Condition : AVG BE(FUN)1 B3 3m HORN 91200-HF VERTICAL</p>	Left blank



WIFI	Band 3 5470~5725MHz Band Edge @ 3m	
ANT	802.11ac VHT20 CH116 5580MHz - L	
1	Horizontal	Fundamental
Peak	 <p>Site : 03CHI1-HY Condition : PEAK BE(FUN1) B3 3m HORN 91200-HF HORIZONTAL</p>	 <p>Site : 03CHI1-HY Condition : PEAK(FUN1) 3m HORN 91200-HF HORIZONTAL</p>
Avg.	 <p>Site : 03CHI1-HY Condition : AVG BE(FUN1) B3 3m HORN 91200-HF HORIZONTAL</p>	Left blank

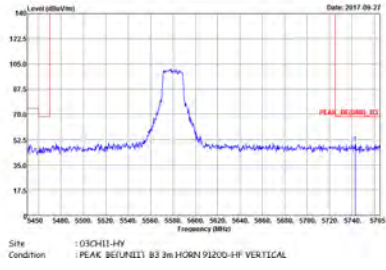


WIFI	Band 3 5470~5725MHz Band Edge @ 3m	
ANT	802.11ac VHT20 CH116 5580MHz - R	
1	Horizontal	Fundamental
Peak	 <p>Site : 03CH11-4F Condition : PEAK_BELUNET1 B3 3m HORN 91200-4F HORIZONTAL</p>	Left blank



WIFI	Band 3 5470~5725MHz Band Edge @ 3m	
ANT	802.11ac VHT20 CH116 5580MHz - L	
1	Vertical	Fundamental
Peak	<p>Site : 03CHI-4Y Condition : PEAK BE(FUN1) B3 3m HORN 9120D-HF VERTICAL</p>	<p>Site : 03CHI-4Y Condition : PEAK(FUN1) 3m HORN 9120D-HF VERTICAL</p>
Avg.	<p>Site : 03CHI-4Y Condition : AVG BE(FUN1) B3 3m HORN 9120D-HF VERTICAL</p>	Left blank



WIFI	Band 3 5470~5725MHz Band Edge @ 3m	
ANT	802.11ac VHT20 CH116 5580MHz - R	
1	Vertical	Fundamental
Peak		Left blank



WIFI	Band 3 5470~5725MHz Band Edge @ 3m	
ANT	802.11ac VHT20 CH140 5700MHz	
1	Horizontal	Fundamental
Peak	<p>Site : OSCHILLARY Condition : PEAK BE(LINE1) B3 3m HORN 91200-HP HORIZONTAL</p>	<p>Site : OSCHILLARY Condition : PEAK(LINE1) 3m HORN 91200-HP HORIZONTAL</p>



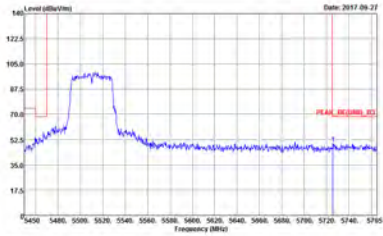
WIFI	Band 3 5470~5725MHz Band Edge @ 3m	
ANT	802.11ac VHT20 CH140 5700MHz	
1	Vertical	Fundamental
Peak	<p>Site : OSCHILLARY Condition : PEAK BE(LINE1) B3 3m HORN 91200-4# VERTICAL</p>	<p>Site : OSCHILLARY Condition : PEAK(LINE1) 3m HORN 91200-4# VERTICAL</p>



Band 3 5470~5725MHz
WIFI 802.11ac VHT40 (Band Edge @ 3m)

WIFI	Band 3 5470~5725MHz Band Edge @ 3m	
ANT	802.11ac VHT40 CH102 5510MHz - L	
1	Horizontal	Fundamental
Peak	<p>Site : 03CHI1-HY Condition : PEAK BE(FUN)E1 83 3m HORN 91200-HF HORIZONTAL</p>	<p>Site : 03CHI1-HY Condition : PEAK(FUN)E1 3m HORN 91200-HF HORIZONTAL</p>
Avg.	<p>Site : 03CHI1-HY Condition : AVG BE(FUN)E1 83 3m HORN 91200-HF HORIZONTAL</p>	Left blank

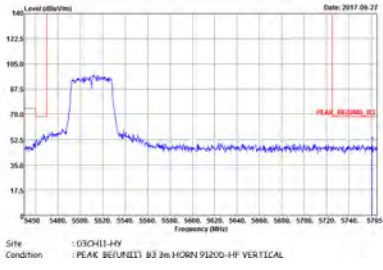


WIFI	Band 3 5470~5725MHz Band Edge @ 3m	
ANT	802.11ac VHT40 CH102 5510MHz - R	
1	Horizontal	Fundamental
Peak	 <p>Site : DISCH11-44Y Condition : PEAK_BE(UNIT) B3 3m HORN 91200-4# HORIZONTAL</p>	Left blank



WIFI	Band 3 5470~5725MHz Band Edge @ 3m	
ANT	802.11ac VHT40 CH102 5510MHz - L	
1	Vertical	Fundamental
Peak	<p>Site : 03CHI1-HY Condition : PEAK BE(FUN1) B3 3m HORN 9120D-HF VERTICAL</p>	<p>Site : 03CHI1-HY Condition : PEAK(FUN1) 3m HORN 9120D-HF VERTICAL</p>
Avg.	<p>Site : 03CHI1-HY Condition : AVG BE(FUN1) B3 3m HORN 9120D-HF VERTICAL</p>	Left blank

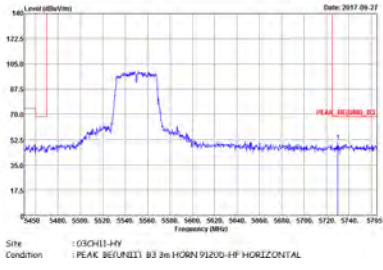


WIFI	Band 3 5470~5725MHz Band Edge @ 3m	
ANT	802.11ac VHT40 CH102 5510MHz - R	
1	Vertical	Fundamental
Peak		Left blank

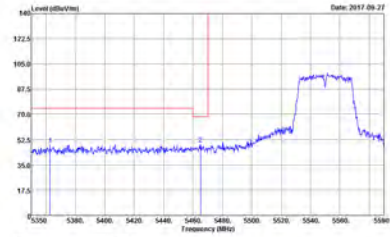
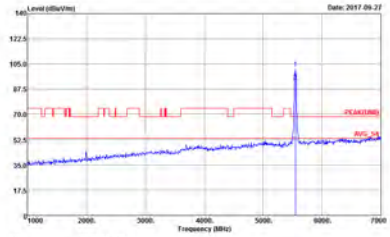
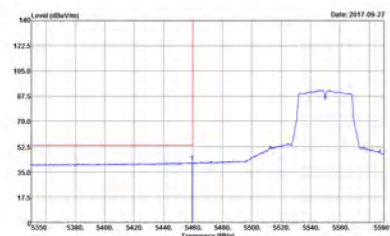


WIFI	Band 3 5470~5725MHz Band Edge @ 3m	
ANT	802.11ac VHT40 CH110 5550MHz - L	
1	Horizontal	Fundamental
Peak	<p>Site : 03CH11-HY Condition : PEAK BE(FUN1) B3 3m HORN 9120D-HF HORIZONTAL</p>	<p>Site : 03CH11-HY Condition : PEAK(FUN1) 3m HORN 9120D-HF HORIZONTAL</p>
Avg.	<p>Site : 03CH11-HY Condition : AVG BE(FUN1) B3 3m HORN 9120D-HF HORIZONTAL</p>	Left blank



WIFI	Band 3 5470~5725MHz Band Edge @ 3m	
ANT	802.11ac VHT40 CH110 5550MHz - R	
1	Horizontal	Fundamental
Peak		Left blank

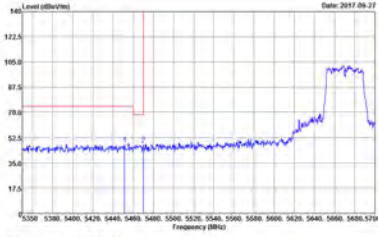
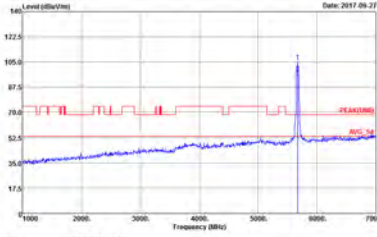
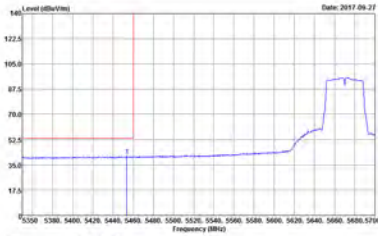


WIFI	Band 3 5470~5725MHz Band Edge @ 3m	
ANT	802.11ac VHT40 CH110 5550MHz - L	
1	Vertical	Fundamental
Peak	 <p>Site : 03CH11-HY Condition : PEAK BE(FUN1) B3 3m HORN 9120D-HF VERTICAL</p>	 <p>Site : 03CH11-HY Condition : PEAK(FUN1) 3m HORN 9120D-HF VERTICAL</p>
Avg.	 <p>Site : 03CH11-HY Condition : AVG BE(FUN1) B3 3m HORN 9120D-HF VERTICAL</p>	Left blank

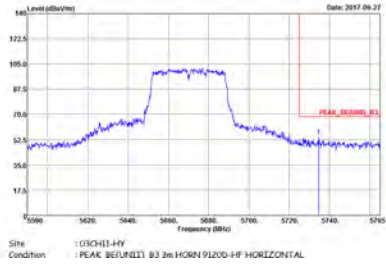


WIFI	Band 3 5470~5725MHz Band Edge @ 3m	
ANT	802.11ac VHT40 CH110 5550MHz - R	
1	Vertical	Fundamental
Peak	<p>Site : DISCH11-4F Condition : PEAK (5550.00) B3 3m HORN 91200-4F VERTICAL</p>	Left blank

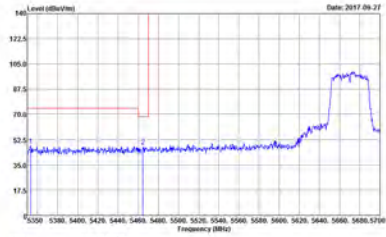
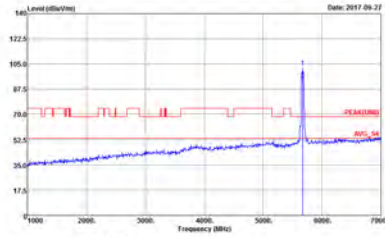
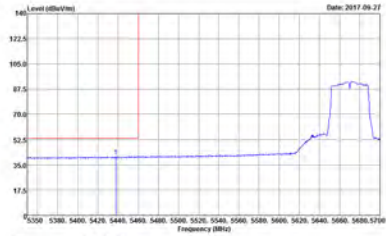


WIFI	Band 3 5470~5725MHz Band Edge @ 3m	
ANT	802.11ac VHT40 CH134 5670MHz - L	
1	Horizontal	Fundamental
Peak	 <p>Site : 03CHI1-HY Condition : PEAK BE(FUN1) B3 3m HORN 91200-HF HORIZONTAL</p>	 <p>Site : 03CHI1-HY Condition : PEAK(FUN1) 3m HORN 91200-HF HORIZONTAL</p>
Avg.	 <p>Site : 03CHI1-HY Condition : AVG BE(FUN1) B3 3m HORN 91200-HF HORIZONTAL</p>	Left blank



WIFI	Band 3 5470~5725MHz Band Edge @ 3m	
ANT	802.11ac VHT40 CH134 5670MHz - R	
1	Horizontal	Fundamental
Peak		Left blank



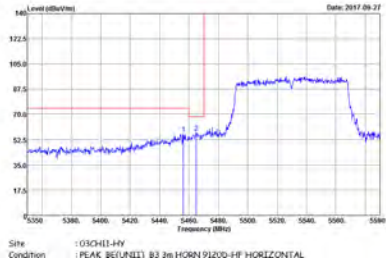
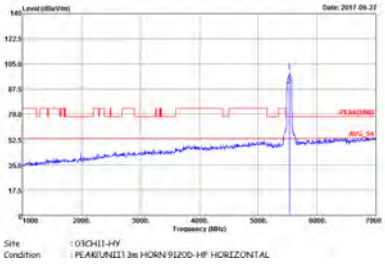
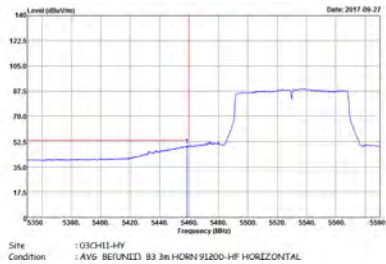
WIFI	Band 3 5470~5725MHz Band Edge @ 3m	
ANT	802.11ac VHT40 CH134 5670MHz - L	
1	Vertical	Fundamental
Peak	 <p>Site : 03CHI1-HY Condition : PEAK BE(FUN1) B3 3m HORN 91200-HF VERTICAL</p>	 <p>Site : 03CHI1-HY Condition : PEAK(FUN1) 3m HORN 91200-HF VERTICAL</p>
Avg.	 <p>Site : 03CHI1-HY Condition : AVG BE(FUN1) B3 3m HORN 91200-HF VERTICAL</p>	Left blank



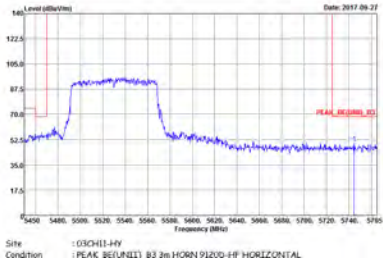
WIFI	Band 3 5470~5725MHz Band Edge @ 3m	
ANT	802.11ac VHT40 CH134 5670MHz - R	
1	Vertical	Fundamental
Peak	<p>Site : OSCHN1-4-F Condition : PEAK (5670.00) B3 3m HORN 91200-4F VERTICAL</p>	Left blank



**Band 3 5470~5725MHz
WIFI 802.11ac VHT80 (Band Edge @ 3m)**

WIFI	Band 3 5470~5725MHz Band Edge @ 3m	
ANT	802.11ac VHT80 CH106 5530MHz - L	
1	Horizontal	Fundamental
Peak	 <p>Site : 03CHI1-HY Condition : PEAK BE(FUN)E1 83 3m HORN 91200-HF HORIZONTAL</p>	 <p>Site : 03CHI1-HY Condition : PEAK(FUN)E1 3m HORN 91200-HF HORIZONTAL</p>
Avg.	 <p>Site : 03CHI1-HY Condition : AVG BE(FUN)E1 83 3m HORN 91200-HF HORIZONTAL</p>	Left blank

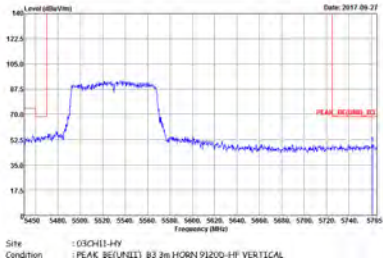


WIFI	Band 3 5470~5725MHz Band Edge @ 3m	
ANT	802.11ac VHT80 CH106 5530MHz - R	
1	Horizontal	Fundamental
Peak		Left blank



WIFI	Band 3 5470~5725MHz Band Edge @ 3m	
ANT	802.11ac VHT80 CH106 5530MHz - L	
1	Vertical	Fundamental
Peak	<p>Site : 03CHI-1#Y Condition : PEAK BE(FUN)1 B3 3m HORN 91200-4# VERTICAL</p>	<p>Site : 03CHI-1#Y Condition : PEAK(FUN)1 3m HORN 91200-4# VERTICAL</p>
Avg.	<p>Site : 03CHI-1#Y Condition : AVG BE(FUN)1 B3 3m HORN 91200-4# VERTICAL</p>	Left blank

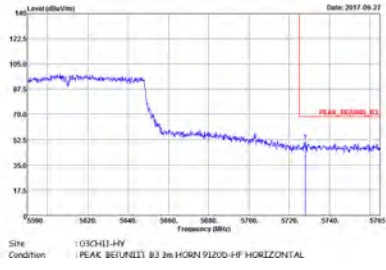


WIFI	Band 3 5470~5725MHz Band Edge @ 3m	
ANT	802.11ac VHT80 CH106 5530MHz - R	
1	Vertical	Fundamental
Peak		Left blank

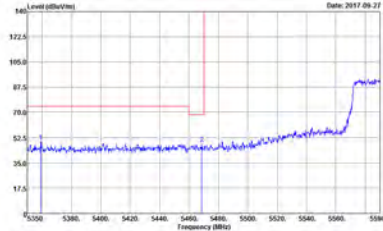
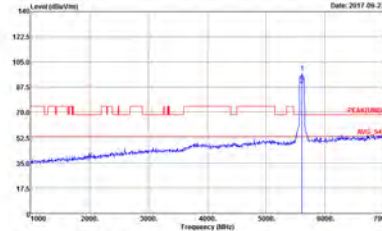
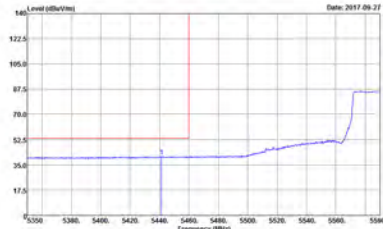


WIFI	Band 3 5470~5725MHz Band Edge @ 3m	
ANT	802.11ac VHT80 CH122 5610MHz - L	
1	Horizontal	Fundamental
Peak		
Avg.		Left blank



WIFI	Band 3 5470~5725MHz Band Edge @ 3m	
ANT	802.11ac VHT80 CH122 5610MHz - R	
1	Horizontal	Fundamental
Peak		Left blank



WIFI	Band 3 5470~5725MHz Band Edge @ 3m	
ANT	802.11ac VHT80 CH122 5610MHz - L	
1	Vertical	Fundamental
Peak	 <p>Site : 03CH11-HY Condition : PEAK BE(FUN)1 B3 3m HORN 91200-HF VERTICAL</p>	 <p>Site : 03CH11-HY Condition : PEAK(FUN)1 3m HORN 91200-HF VERTICAL</p>
Avg.	 <p>Site : 03CH11-HY Condition : AVG BE(FUN)1 B3 3m HORN 91200-HF VERTICAL</p>	Left blank



WIFI	Band 3 5470~5725MHz Band Edge @ 3m	
ANT	802.11ac VHT80 CH122 5610MHz - R	
1	Vertical	Fundamental
Peak	<p>Site : OSCHILLARY Condition : PEAK (572500) B3 3m HORN 91200-4# VERTICAL</p>	Left blank



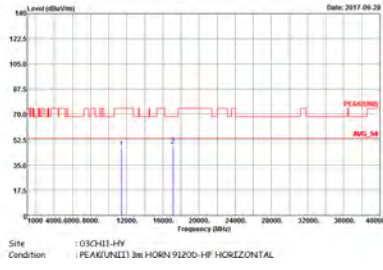
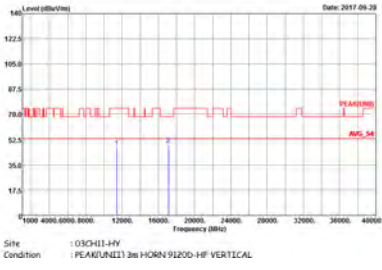
Band 3 - 5470~5725MHz
WIFI 802.11a (Harmonic @ 3m)

WIFI	Band 3 5470~5725MHz Harmonic @ 3m	
ANT	802.11a CH100 5500MHz	
1	Horizontal	Vertical
Peak Avg.	<p>Site: 03CH11-4F Condition: PEAK(AVG) 3m HORN 91200-HF HORIZONTAL</p>	<p>Site: 03CH11-4F Condition: PEAK(AVG) 3m HORN 91200-HF VERTICAL</p>



WIFI	Band 3 5470~5725MHz Harmonic @ 3m	
ANT	802.11a CH116 5580MHz	
1	Horizontal	Vertical
Peak Avg.	<p>Site : 03SCH11-4F Condition : PEAK(FUN1) 3m HORN 9120D-HF HORIZONTAL</p>	<p>Site : 03SCH11-4F Condition : PEAK(FUN1) 3m HORN 9120D-HF VERTICAL</p>



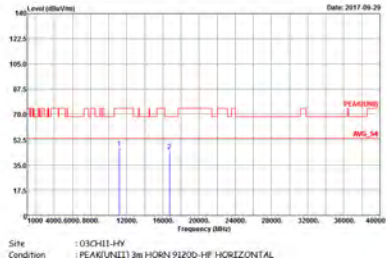
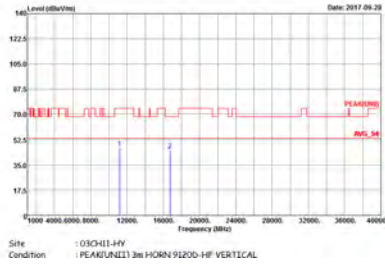
WIFI	Band 3 5470~5725MHz Harmonic @ 3m	
ANT	802.11a CH140 5700MHz	
1	Horizontal	Vertical
Peak Avg.		



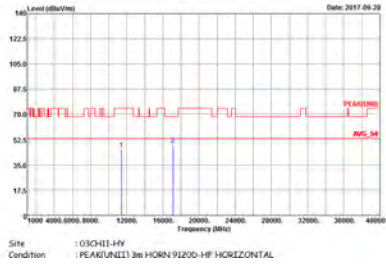
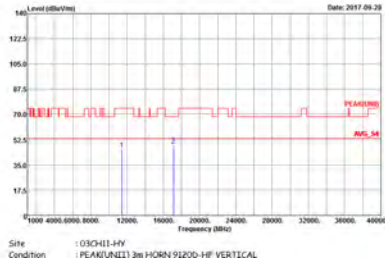
Band 3 5470~5725MHz
WIFI 802.11ac VHT20 (Harmonic @ 3m)

Table with 3 columns: WIFI, ANT, and measurement results for Horizontal and Vertical orientations. Includes two spectral plots showing Level (dBm/5MHz) vs Frequency (MHz) with peak markers and site/condition details.



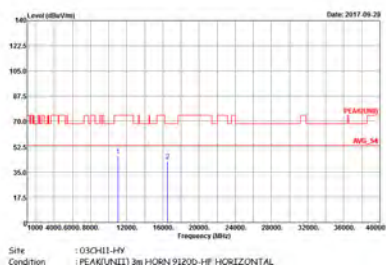
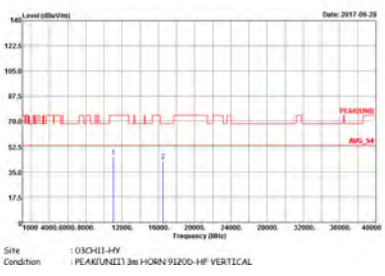
WIFI	Band 3 5470~5725MHz Harmonic @ 3m	
ANT	802.11ac VHT20 CH116 5580MHz	
1	Horizontal	Vertical
Peak Avg.		



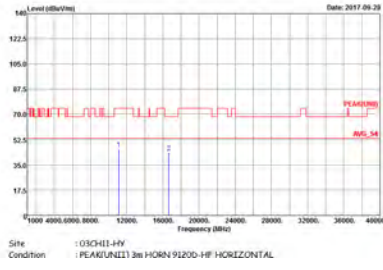
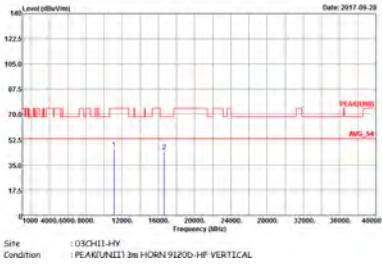
WIFI	Band 3 5470~5725MHz Harmonic @ 3m	
ANT	802.11ac VHT20 CH140 5700MHz	
1	Horizontal	Vertical
Peak Avg.	 <p>Site : 03SCH11-4Y Condition : PEAK(UNEL) 3m HORN 9120D-HF HORIZONTAL</p>	 <p>Site : 03SCH11-4Y Condition : PEAK(UNEL) 3m HORN 9120D-HF VERTICAL</p>



Band 3 5470~5725MHz
WIFI 802.11ac VHT40 (Harmonic @ 3m)

WIFI	Band 3 5470~5725MHz Harmonic @ 3m	
ANT	802.11ac VHT40 CH102 5510MHz	
1	Horizontal	Vertical
Peak Avg.		



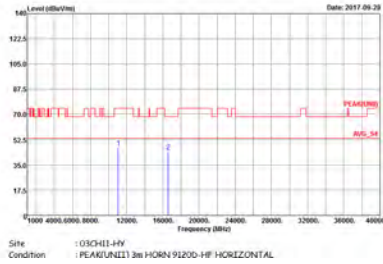
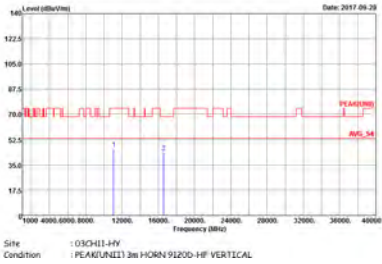
WIFI	Band 3 5470~5725MHz Harmonic @ 3m	
ANT	802.11ac VHT40 CH110 5550MHz	
1	Horizontal	Vertical
Peak Avg.		



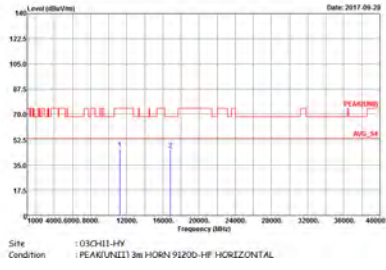
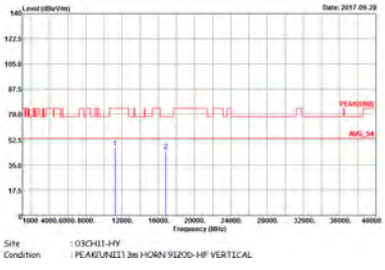
WIFI	Band 3 5470~5725MHz Harmonic @ 3m	
ANT	802.11ac VHT40 CH134 5670MHz	
1	Horizontal	Vertical
Peak Avg.	<p>Site : 03SCH11-4F Condition : PEAK(UIN11) 3m HORN 9120D-HF HORIZONTAL</p>	<p>Site : 03SCH11-4F Condition : PEAK(UIN11) 3m HORN 9120D-HF VERTICAL</p>



Band 3 5470~5725MHz
WIFI 802.11ac VHT80 (Harmonic @ 3m)

WIFI	Band 3 5470~5725MHz Harmonic @ 3m	
ANT	802.11ac VHT80 CH106 5530MHz	
1	Horizontal	Vertical
Peak Avg.		



WIFI	Band 3 5470~5725MHz Harmonic @ 3m	
ANT	802.11ac VHT80 CH122 5610MHz	
1	Horizontal	Vertical
Peak Avg.		



Band 3 - Straddle Channel
WIFI 802.11a (Fundamental @ 3m)

WIFI	Band 3 Straddle Channel Fundamental @ 3m	
ANT	802.11a CH144 5720MHz	
1	Horizontal	Vertical
Peak Avg.		

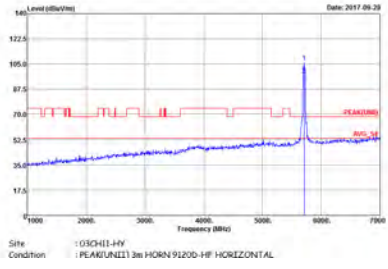
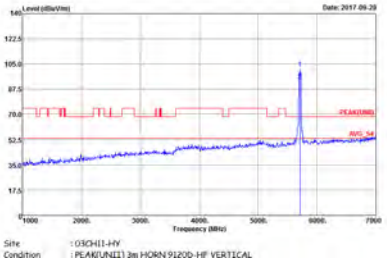


Band 3 – Straddle Channel
WIFI 802.11ac VHT20 (Fundamental @ 3m)

WIFI	Band 3 Straddle Channel Fundamental @ 3m	
ANT	802.11ac VHT20 CH144 5720MHz	
1	Horizontal	Vertical
Peak Avg.	<p>Site : 03CH11-HY Condition : PEAK(AVG)11 3m HORN 91200-HF HORIZONTAL</p>	<p>Site : 03CH11-HY Condition : PEAK(AVG)11 3m HORN 91200-HF VERTICAL</p>

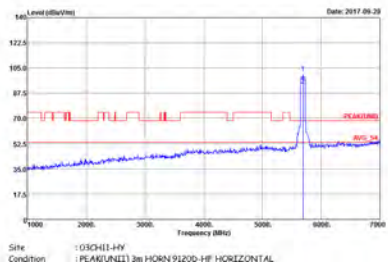
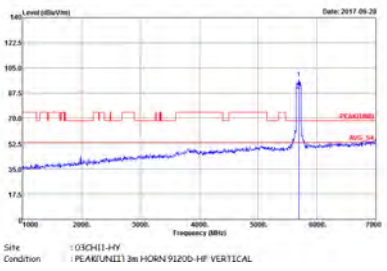


Band 3 – Straddle Channel
WIFI 802.11ac VHT40 (Fundamental @ 3m)

WIFI	Band 3 Straddle Channel Fundamental @ 3m	
ANT	802.11ac VHT40 CH142 5710MHz	
1	Horizontal	Vertical
Peak Avg.		



Band 3 – Straddle Channel
WIFI 802.11ac VHT80 (Fundamental @ 3m)

WIFI	Band 3 Straddle Channel Fundamental @ 3m	
ANT	802.11ac VHT80 CH138 5690MHz	
1	Horizontal	Vertical
Peak Avg.		

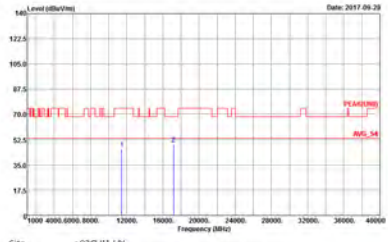
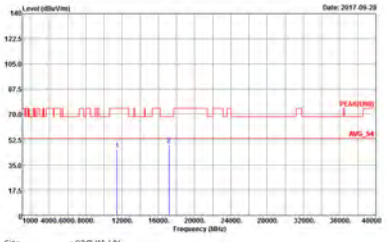


Band 3 - Straddle Channel
WIFI 802.11a (Harmonic @ 3m)

WIFI	Band 3 Straddle Channel Harmonic @ 3m	
ANT	802.11a CH144 5720MHz	
1	Horizontal	Vertical
Peak Avg.	<p>Site : 03CH11-4F Condition : PEAK(AVG) 3m HORN 91200-HF HORIZONTAL</p>	<p>Site : 03CH11-4F Condition : PEAK(AVG) 3m HORN 91200-HF VERTICAL</p>

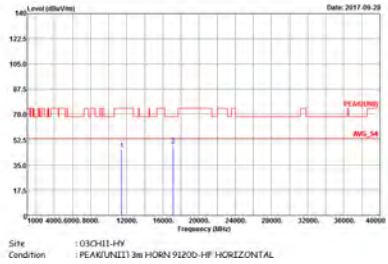
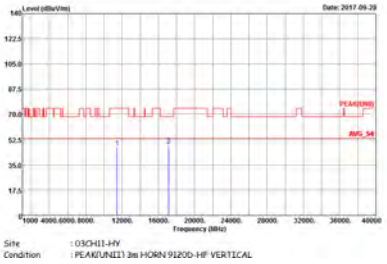


Band 3 – Straddle Channel
WIFI 802.11ac VHT20 (Harmonic @ 3m)

WIFI	Band 3 Straddle Channel Harmonic @ 3m	
ANT	802.11ac VHT20 CH144 5720MHz	
1	Horizontal	Vertical
Peak Avg.	 <p>Site : 03CH11-HY Condition : PEAK100B1 3m HORN 91200-HF HORIZONTAL</p>	 <p>Site : 03CH11-HY Condition : PEAK100B1 3m HORN 91200-HF VERTICAL</p>



Band 3 – Straddle Channel
WIFI 802.11ac VHT40 (Harmonic @ 3m)

WIFI	Band 3 Straddle Channel Harmonic @ 3m	
ANT	802.11ac VHT40 CH142 5710MHz	
1	Horizontal	Vertical
Peak Avg.		



Band 3 – Straddle Channel
WIFI 802.11ac VHT80 (Harmonic @ 3m)

WIFI	Band 3 Straddle Channel Harmonic @ 3m	
ANT	802.11ac VHT80 CH138 5690MHz	
1	Horizontal	Vertical
Peak Avg.	<p>Site : 03CHI1-HY Condition : PEAK(AVG) 3m HORN 91200-HF HORIZONTAL</p>	<p>Site : 03CHI1-HY Condition : PEAK(AVG) 3m HORN 91200-HF VERTICAL</p>



Emission below 1GHz
5GHz WIFI 802.11ac VHT40 (LF)

WIFI	5GHz WIFI	
ANT	802.11ac VHT40 LF	
1	Horizontal	Vertical
QP / Peak		

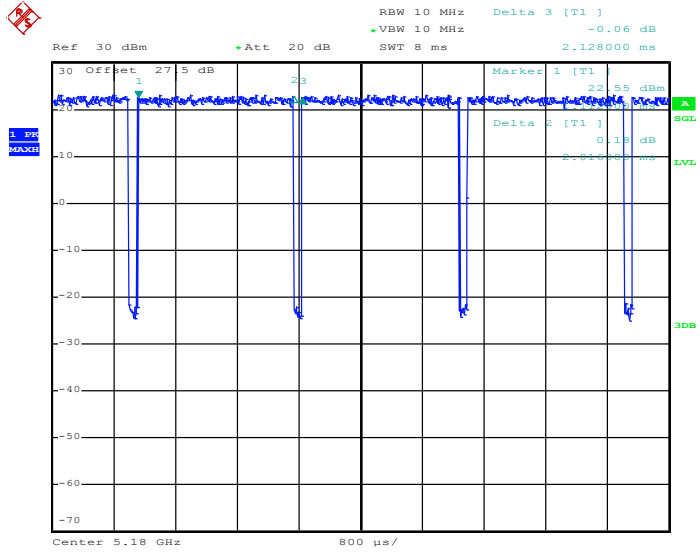


Appendix E. Duty Cycle Plots

Band	Duty Cycle(%)	T(us)	1/T(kHz)	VBW Setting	Duty Factor(dB)
802.11a	94.74	2016	0.50	1kHz	0.23
5GHz 802.11n HT20	94.50	1890	0.53	1kHz	0.25
5GHz 802.11n HT40	91.12	924	1.08	3kHz	0.40
5GHz 802.11ac VHT20	95.03	1910	0.52	1kHz	0.22
5GHz 802.11ac VHT40	89.31	927	1.08	3kHz	0.49
5GHz 802.11ac VHT80	89.87	852	1.17	3kHz	0.46

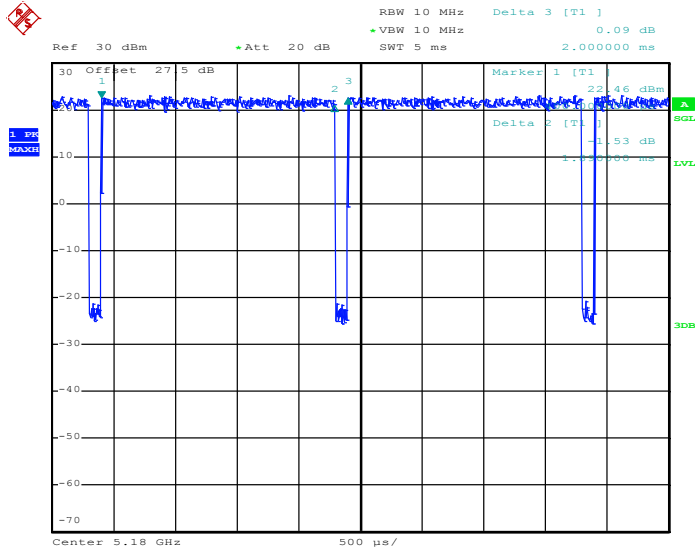


802.11a



Date: 25.SEP.2017 16:56:42

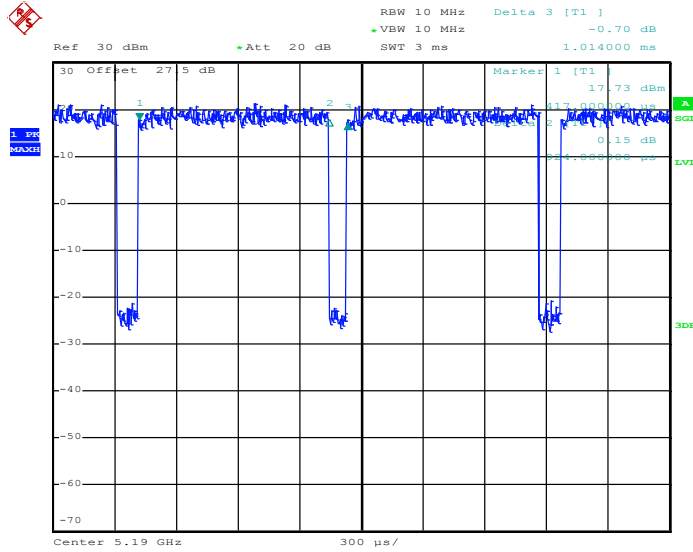
802.11n HT20



Date: 25.SEP.2017 16:57:36

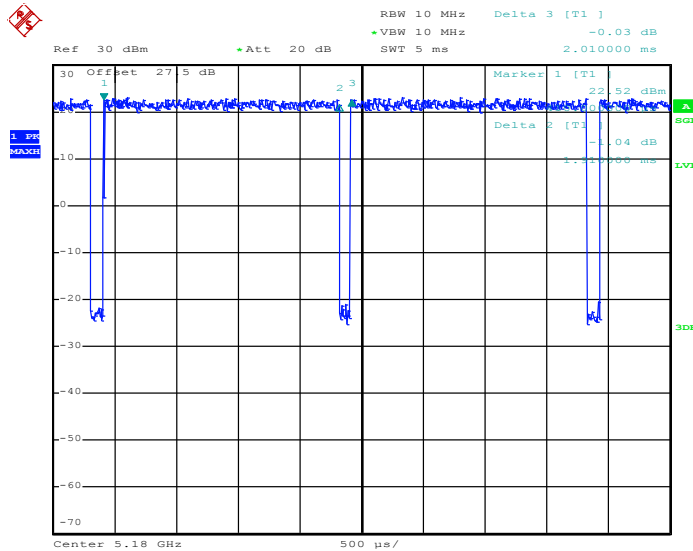


802.11n HT40



Date: 25.SEP.2017 17:01:59

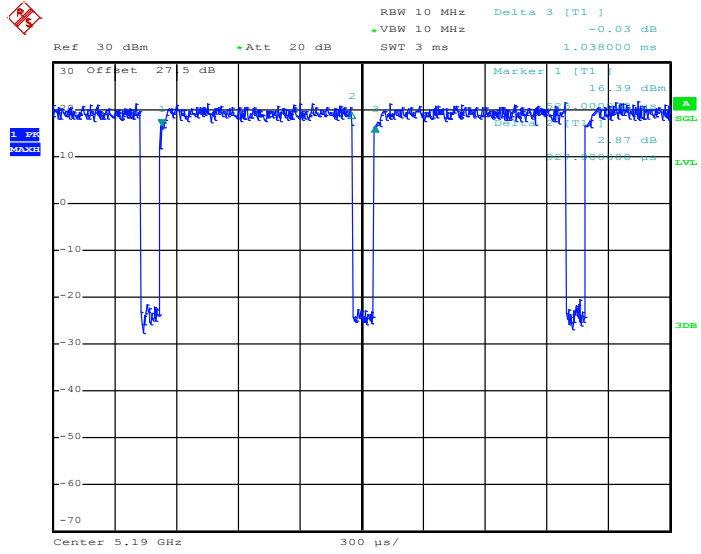
802.11ac VHT20



Date: 25.SEP.2017 17:02:50

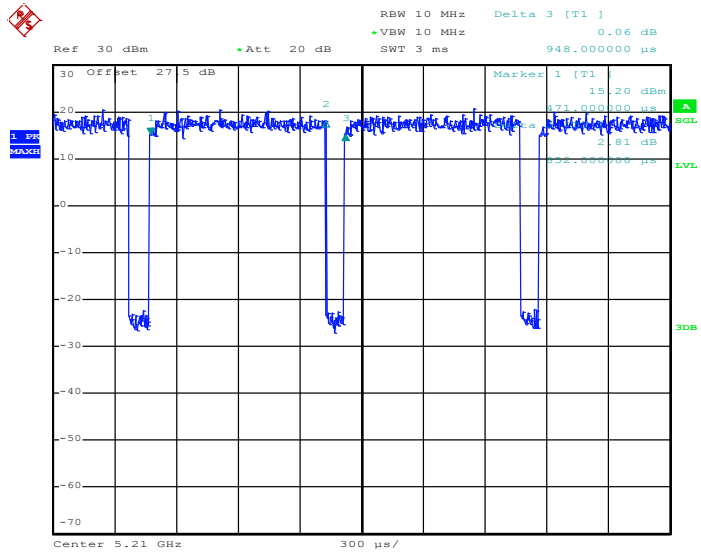


802.11ac VHT40



Date: 25.SEP.2017 17:03:37

802.11ac VHT80



Date: 25.SEP.2017 17:06:32