








7. SETUP PHOTOS

Sync Mode


RADIATED EMISSIONS MEASUREMENT SETUP	
	
RADIATED FRONT PHOTO (BELOW 1 GHz)	RADIATED BACK PHOTO (BELOW 1 GHz)
	
RADIATED FRONT PHOTO (1-18 GHz)	RADIATED BACK PHOTO (1-18 GHz)
	
RADIATED FRONT PHOTO (18-40 GHz)	RADIATED BACK PHOTO (18-40 GHz)

Charging Mode


RADIATED EMISSIONS MEASUREMENT SETUP




RADIATED FRONT PHOTO (BELOW 1 GHz)



RADIATED BACK PHOTO (BELOW 1 GHz)



RADIATED FRONT PHOTO (1-18 GHz)



RADIATED BACK PHOTO (1-18 GHz)



RADIATED FRONT PHOTO (18-40 GHz)




RADIATED BACK PHOTO (18-40 GHz)


POWERLINE CONDUCTED EMISSIONS MEASUREMENT SETUP




LINE CONDUCTED FRONT PHOTO (SYNC MODE)



LINE CONDUCTED SIDE VIEW PHOTO (SYNC MODE)



LINE CONDUCTED FRONT PHOTO
(CHARGING MODE)



LINE CONDUCTED FRONT PHOTO
(CHARGING MODE)

END OF REPORT