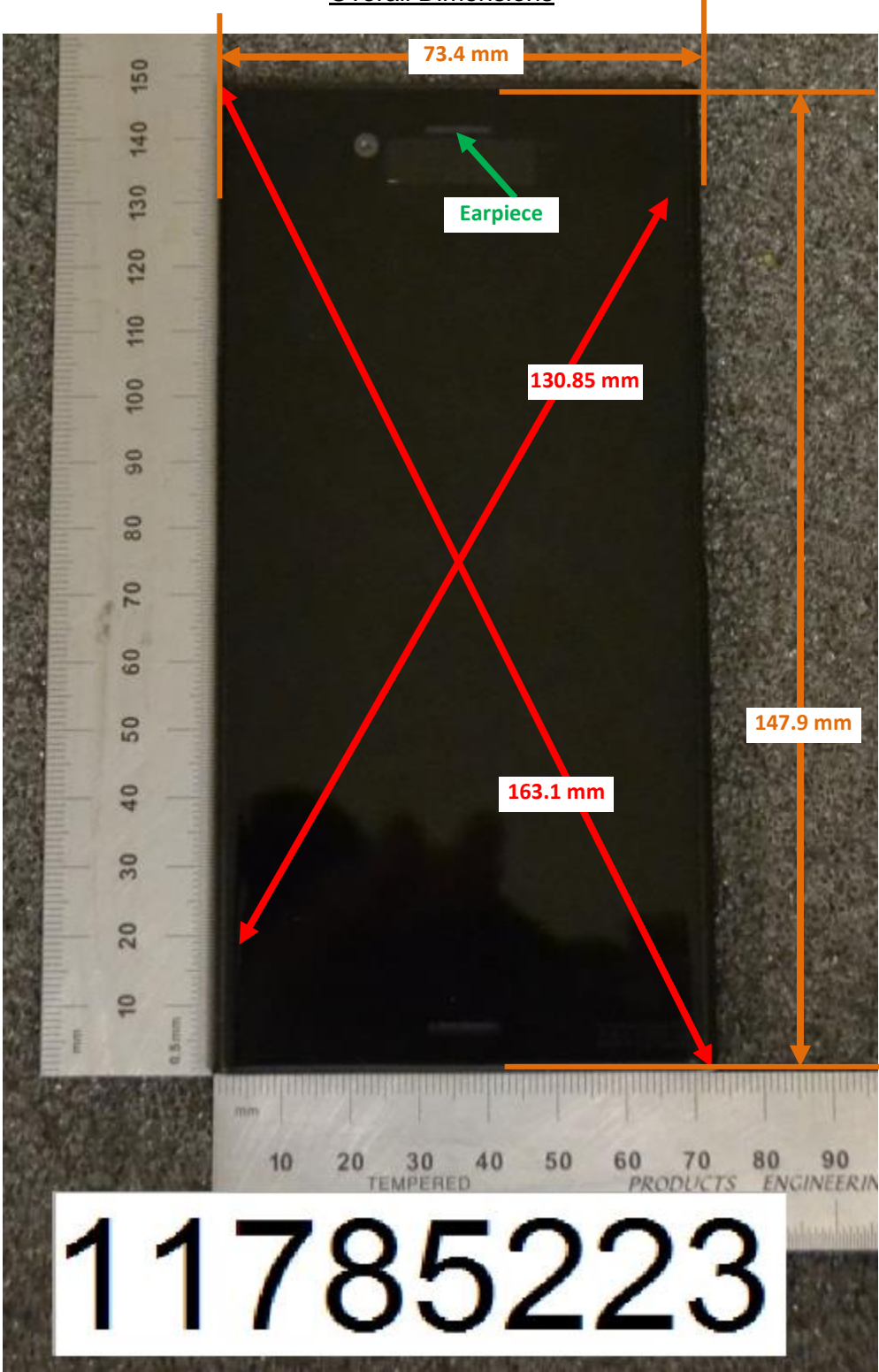


# DUT and SAR Set-up Photos

## Overall Dimensions



Front View of the DUT



Rear View of the DUT



## Setup Photos

Handset Vertical and Horizontal Reference Lines


Vertical  
Center Line




Horizontal  
Line

# Head Exposure Conditions

Left Touch




Left Tilt (15°)






Right Touch




Right Tilt (15°)



# Body-worn Accessory Exposure Conditions


Rear @15mm

11785223




Front @15mm

11785223




# Hotspot Exposure Conditions

Rear @10mm




Front @10mm





Edge 1 @10mm

11785223




Edge 2 @10mm

11785223






Edge 3 @10mm




Edge 4 @10mm



# Extremity Exposure Conditions


Rear @0mm

11785223




Front @0mm

11785223



Edge 1 @0mm




Edge 2 @0mm



Edge 4 @0mm

11785223





# Antenna Dimensions & Separation Distances

