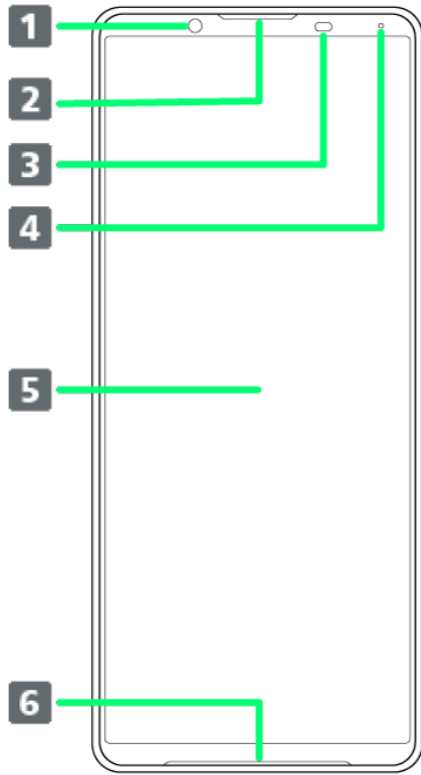


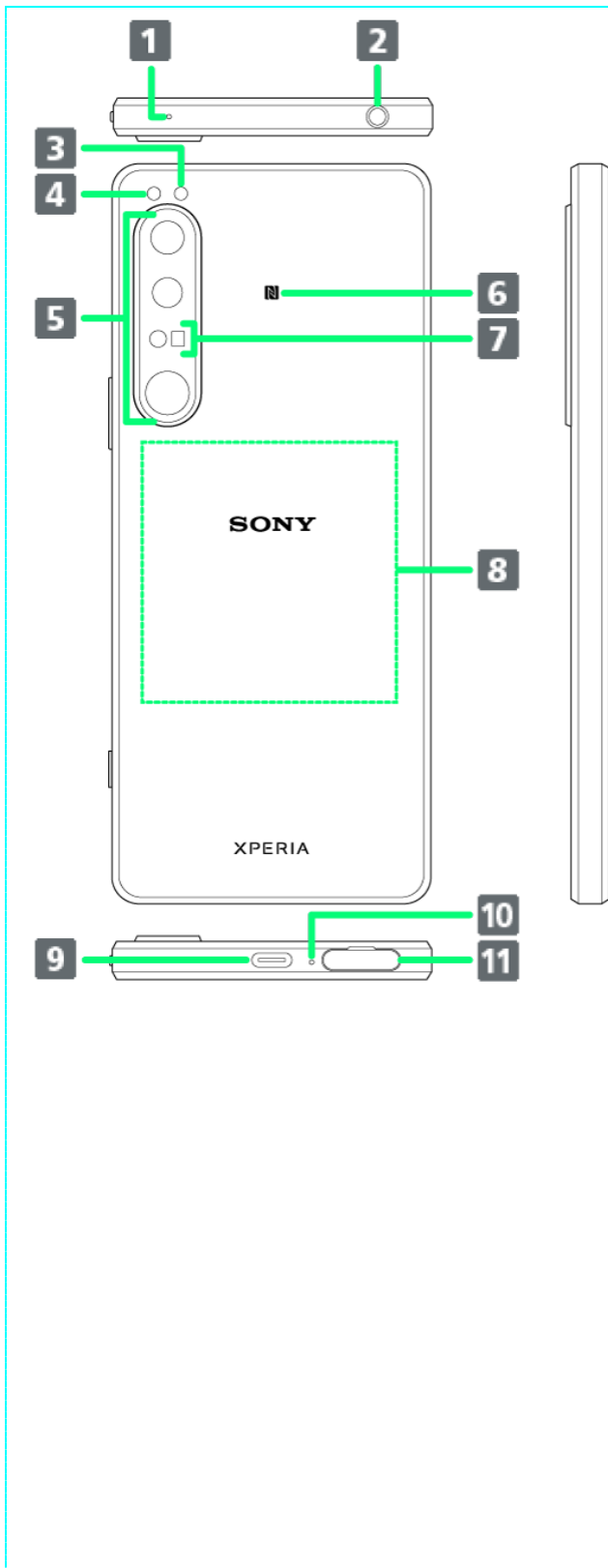
Parts & Functions

Handset (Front)



Part	Description
1 Front Camera	Use to shoot still images, videos of yourself, etc.
2 Earpiece/Speaker	Hear the other party's voice here.
3 Proximity/Light Sensor	Detects surrounding brightness to automatically adjust Display or backlight and prevent Touchscreen misoperation during a call.
4 Notification Lamp	Flashes for notifications while Display is off. Lights while charging.
5 Display	Touchscreen-type display, operate with your fingers on Display.
6 Speaker	Listen to music as well as video, etc. audio.

Handset (Back/Side)



Part	Description
1 Second Mic	Reduces noise for calling. Also picks up audio when capturing videos.
2 Headset Jack	Connect commercially available headphones. This port supports tetrapolar headset that conforms to the CTIA standard.
3 RGB-IR Sensor	Detects surrounding light sources when shooting.
4 Flash/Photo Light	Use as camera flash when taking photos, etc.
5 Main Camera	Capture still images and videos.
6 NFC/Osaifu-Keitai® Detection Area	Hold up to a reader/writer to use NFC/Osaifu-Keitai®.
7 3D iToF Sensor	Autofocuses for shooting based on subject distance.
8 Wireless Charging Position	Position wireless charger.
9 USB Type-C® Port	Connect USB Type-C cable (commercially available), etc.
10 Mic	Speak here.
11 SIM Card/SD Card Slot	Insert SIM Card/SD Card.

Using USB Type-C Port

Connect DisplayPort-compatible USB Type-C cable (commercially available) and show handset screen on a TV or computer monitor. Also, use a USB-LAN adapter

(commercially available) and connect to the Internet with a wired LAN cable. Your USB Type-C cable, USB-LAN adapter, or access point device might not work in some instances.

Handset Keys



Part	Description
1 Volume/Zoom Up/Down Key	Adjust Volume. Adjust Zoom while using Photo Pro.
2 Power Key/Fingerprint Sensor	Long Press for power on/off. Turn Display on/off. Or, use Fingerprint authentication.
3 Shutter Key	Use as Camera shutter. Long Press to launch Photo Pro.

FCC ID

To view the regulatory compliance mark

- Find and tap **Settings** → **About phone** → **Certificates**

Regulatory compliance mark such as FCC ID is displayed on the screen.

SIM Card

SIM Card is an IC card containing phone number and other customer information.

Handling SIM Card

For SIM Card handling, see following items.

① IC chip

For SIM Card handling, see SoftBank Website.

<https://www.softbank.jp/mobile/support/protect/usim/> (Japanese)

- Always keep the IC chip clean.
- Wipe clean with a dry, soft cloth.
- Avoid applying labels. May damage SIM Card.

SIM Card Cautions

Observe the following when using SIM Card.

- Customer is responsible for any damage caused by inserting SIM Card in an other-brand IC card reader, etc. SoftBank Corp. is not responsible in such case.
- SIM Card is the property of SoftBank Corp.
- SIM is replaceable (at cost) in case of loss/damage.
- Return SIM Card to SoftBank Corp. when cancelling subscription.
- Returned SIM Cards are recycled for environmental purposes.
- Note that SIM Card specifications and performance may change without notice.
- It is recommended that you keep a separate copy of information that is stored on SIM Card. SoftBank Corp. is not responsible for damages from stored information that is lost.
- Always follow emergency procedures to suspend service if your SIM Card or handset (SIM Card inserted) is lost/stolen. For details, contact [Customer Service](#).

Inserting SIM Card

Always unmount SD Card beforehand. For details, see "[Unmounting SD Card](#)."

Pull Tray out from handset

- Pull SIM Card/SD Card Slot Cover out straight using fingernail in groove.


2


Set SIM Card into Tray with IC chip (metal) facing down

- Check SIM Card orientation by notch.
- Make sure SIM Card is in Tray securely.

3

Holding handset held level, press Tray in straight

 SIM Card is inserted.

- Check Tray orientation.
- Press firmly where circled , and make sure there is no gap between handset and SIM Card/SD Card Slot Cover.

Removing SIM Card

Always unmount SD Card beforehand. For details, see "[Unmounting SD Card](#)."

1

Pull Tray out from handset


- Pull SIM Card/SD Card Slot Cover out straight using fingernail in groove.

2

Remove SIM Card from Tray

3

Holding handset held level, press Tray in straight

 SIM Card is removed.

- Check Tray orientation.
- Press firmly where circled ○, and make sure there is no gap between handset and SIM Card/SD Card Slot Cover.

SIM-Unlocking Handset

Handset can be SIM-unlocked. SIM-unlocking handset allows other-carrier SIM cards to be used with it.


- Some services, functions, etc. may have restrictions when an other-carrier SIM card is used. SoftBank Corp. does not guarantee operation whatsoever.
- For details, see SoftBank Website.

Power On/Off

Powering On

1

Long Press Power Key until handset vibrates

 Lock Screen appears.

- For details on unlocking screen, see "[Unlocking Screen](#)."
- Startup wizard appears for the first time handset is powered on. For details on initial settings, see "[Making Initial Settings](#)."
- Battery level is not sufficient if low battery indicator appears when Power Key is Pressed with handset powered off. Charge Internal Battery.

Powering Off

1

Long Press Power Key

2

Power off




Safety Precautions

Read safety precautions before using handset.

Observe precautions to avoid injury to self or others, or damage to property.






Safety Precautions

These labels indicate the degree of risk from improper use. Make sure you thoroughly understand their meanings before reading on.

Mark	Descriptions
 DANGER	Great risk of death or serious injury ¹ from improper use
 WARNING	Risk of death or serious injury ¹ from improper use
 CAUTION	Risk of minor injury ² or damage to property ³ from improper use

- 1 Serious injury includes: Loss of eyesight, physical injury, high temperature burns, low temperature burns, electric shock, fractures, poisoning and other conditions having side effects or requiring hospitalization or long term treatment.
- 2 Minor injury includes: Physical burns (high-temperature and low-temperature), electric shock, and other conditions not requiring hospitalization or long-term treatment.
- 3 Damage to property includes: Incidental damage to structures and household property and/or to pets and livestock.

These symbols indicate prohibited or compulsory actions. Make sure you thoroughly understand their meanings before reading on.

Mark	Descriptions
 Prohibited	Prohibited actions
 Do Not Disassemble	Disassembly prohibited
 Avoid Liquids Or Moisture	Exposure to liquids prohibited
 Do Not Use Wet Hands	Use with wet hands prohibited
 Compulsory	Compulsory actions



Unplug AC Charger from outlet

Handset, AC Charger (Optional Accessory), Wireless Charger (Commercially Available) (Common)

DANGER



Prohibited

Do not use, store, leave in a high temperature or heat accumulating place (e.g. near fire or heater appliances, under kotatsu or bedding, in direct sunlight, inside a sun-heated car, etc.)
May cause fire, burns, injury, electric shock, etc.



Prohibited

Do not put in or place nearby cooking appliances such as a microwave oven, or IH cooking heater, or high-pressure container such as pressure cooker.
May cause fire, burns, injury, electric shock, etc.



Prohibited

Do not allow sand, soil, or mud to contact, or do not place directly on sand, soil, or mud. Do not touch with soiled hands.
May cause fire, burns, injury, electric shock, etc.
For water resistance/dustproofing, see "[Water Resistance/Dustproofing](#)."



Prohibited

Do not charge when handset or related accessory is wet with liquids such as water (drinking water, sweat, sea water, urine of pets, etc.) Do not charge where handset can come in contact with water.
May cause fire, burns, injury, electric shock, etc.
For water resistance, see "[Water Resistance/Dustproofing](#)."



Prohibited

Do not subject handset to excessive force or break it. Especially when carrying it in your

pocket, do not hit it or press it between other objects.

Internal Battery breakage may cause fire, burns, injury, etc.

* Take additional care in instances such as the following:

- Sitting or squatting with the product in your pants or skirt pocket
- The product becoming caught in a sliding door or vehicle door when in a jacket pocket
- Stepping on the product when it is on something soft such as a sofa, bed, or futon or on the floor
- Getting the product caught in the seat on a train or bus



Do Not
Disassemble

Do not disassemble, modify, or solder.

May cause fire, burns, injury, electric shock, etc.



Prohibited

Do not try to remove Internal Battery.

May cause fire, burns, injury, etc.



Prohibited

Back Cover on handset is not removable. Do not try to remove.

May cause fire, burns, injury, etc.



Avoid Liquids
Or Moisture

Do not allow handset or related accessory to get wet with liquids such as water (drinking water, sweat, sea water, urine of pets, etc.)

May cause fire, burns, injury, electric shock, etc.

For water resistance, see "[Water Resistance/Dustproofing](#)."



Avoid Liquids
Or Moisture

Do not allow liquids such as water (drinking water, sweat, seawater, urine of pets) to come into Charging Terminals or USB Type-C Port/Headphone Port.

May cause fire, burns, injury, electric shock, etc.

For water resistance, see "[Water Resistance/Dustproofing](#)."



Compulsory

Use optional accessories specified by SoftBank.

Using unspecified accessories may cause fire, burns, injury, electric shock, etc.



WARNING



Prohibited

Do not drop, stomp, throw, or otherwise subject to strong force, impact, or vibration.

May cause fire, burns, injury, electric shock, etc.



Prohibited

Do not allow Charging Terminals or USB Type-C Port/Headphone Port to contact conductive materials (metal parts, pencil leads, etc.), or do not allow dust to enter inside.

May cause fire, burns, injury, electric shock, etc.



Prohibited

Do not cover or wrap with bedding or other cloths while using or charging.

May cause fire, burns, etc.



Prohibited

Do not adhere anything metal (stickers containing metal material, etc.) to a wireless charger (commercially available) or handset.

May cause fire, burns, injury, etc.



Prohibited

Do not place anything metal (straps or clips containing metal material, etc.) between a wireless charger (commercially available) and handset.

May cause fire, burns, injury, etc.



Compulsory

Remove any covers from handset before charging with a wireless charger (commercially available).

Cover material/thickness or any dirt lodged between handset and the cover may prevent handset from charging properly, and may result in fire, burns, injury, etc.



Compulsory

Power off handset near electronic devices or equipment operating on high precision control or weak signals.

Handset radio waves may cause electronic malfunctions, etc.

* Take additional care near these devices:

Hearing aids, implanted cardiac pacemakers, implanted cardioverter defibrillators, other electronic medical equipment, and other automatically controlled devices or equipment. For users of implanted cardiac pacemakers, implanted cardioverter defibrillators, other electric medical equipment, check with the equipment vendor or distributor for information about the effects of radio waves.



Compulsory

Stop charging if not complete when the prescribed charging time has passed.

Overcharge may occur resulting in fire, burns, injury, etc.



Compulsory

Always turn off handset before entering a place where flammable gas may be present, or a place where dusts are generated. Stop charging handset if charging it.

Ignition of flammable gas may cause explosion, fire, etc.



Compulsory

Follow the instructions of a gas station or other such location before using handset there. Do not charge handset at a gas station, etc.

Take care not to drop handset at a gas station, etc.; in particular, do not use handset while filling.

Ignition of flammable gas may cause explosion, fire, etc.



Compulsory

Take the following actions, exercising caution, in case of abnormal smell, noise, smoke, heat generation, discoloring or deformation while using, charging, or storing.

-Disconnect the power plug from an outlet

-Power off handset

Continued use may cause fire, burns, injury, electric shock, etc.



CAUTION



Prohibited

Do not use damaged handsets or related accessories.

May cause fire, burns, injury, etc.



Prohibited

Do not place handset on unstable/uneven surfaces. Be extra careful while the vibrator is set.

Handset may drop and cause injury.



Prohibited

Do not use or store handset and related accessories in humid, dusty, or high-temperature places.

May cause fire, burns, electric shock, etc.

For water resistance, see "[Water Resistance/Dustproofing](#)."



Prohibited

Do not allow children to use handset or related accessories in the wrong way. Guardians should supervise use by children.

May cause accidental swallowing, injury, electric shock, etc.



Prohibited

Do not place handset and related accessories within an infant's reach.

In particular, be careful where small parts are stored, such as SIM Card/SD Card Tray.

May cause accidental swallowing, injury, electric shock, etc.



Compulsory

Handset temperature may become high when used continuously or while charging. Avoid continued contact with handset for a long time involuntarily such as by placing handset in clothes pocket, falling asleep, etc.

While using apps, calling, transmitting data, watching TV or videos, or charging Internal Battery, the temperature of handset or AC Charger (optional accessory) may become high. Continued contact with a high-temperature area may cause redness, itching, rash of skin, or low-temperature burns depending on the user's physical condition.

Handset



DANGER



Prohibited

Do not throw handset into a fire or apply heat.

May cause fire, burns, injury, etc.



Prohibited

Do not penetrate with a sharp object (nail), hit with a hard objects (hammer), stomp, or otherwise subject handset to strong force.

May cause fire, burns, injury, etc.



Compulsory

If the internal substance of handset gets into your eyes, mouth, etc., immediately rinse with clean water and consult a doctor.

May cause loss of sight, medical problem, etc.



WARNING



Prohibited

Do not light up or flash the light with the light-emitting part close to other people's eyes. Keep away from infants.

May harm eyesight. Flash may impair vision or frighten others causing accidents such as injury.



Prohibited

Do not light up or flash the light toward a driver of a car.

May hinder driving and cause accidents, etc.



Prohibited

Do not look at a repeatedly blinking screen for a long time.

May cause twitches, loss of consciousness, etc.



Prohibited

Do not put liquid such as water (drinking water, sweat, sea water, urine of pets, etc.), metal, or flammable object into SIM Card/SD Card Slot.

Do not insert SIM Card or SD Card in the wrong position or orientation.

May cause fire, burns, injury, electric shock, etc.



Prohibited

Do not expose the camera lens to direct sunlight, etc. for a long time.

May cause fire, burns, injury, etc. due to light-condensing of lens.



Prohibited

Do not look into laser AF sensor.

May affect eyesight or lead to an accident.



Compulsory

Power off handset or set to Airplane mode before boarding an aircraft.

Use of handset on board an airline is restricted. Follow the airline's instructions.

Handset radio waves may affect electronic devices of the aircraft.

Prohibited use aboard an aircraft may be subject to penalty by law.



Compulsory

For use in hospitals, follow the medical facility's instructions.

Power off handset in a place where its use is prohibited.

Handset radio waves may affect electronic devices or other electronic medical equipment.



Compulsory

Always keep handset away from your ear when calling hands free, ringing loudly for incoming calls, or during standby.

Adjust the sound volume adequately when playing games or playing back videos or music with an earphone/microphone, etc. connected to handset.

Handset sound is loud when calling hands free.

Even in standby, the ringtone or alarm may ring suddenly.

Listening to loud sound continuously for a long time may cause hearing impairment or other difficulty.

Too loud volume may cause inability to hear ambient sound and may also cause an accident.



Compulsory

Users with heart conditions should adjust vibration and ringtone volume as needed.

Handset suddenly vibrating and ringing for a new call may startle and affect persons with heart conditions.



Compulsory

When using electric medical equipment, etc., check with the equipment vendor or distributor for information about the effects of radio waves.

Handset radio waves may affect electronic medical equipment.



Compulsory

If Display, Back Cover, or Camera lens is broken, do not touch the broken components or exposed inside of handset.

Touching the broken or exposed part may cause burns, injury, electric shock, etc.



Compulsory

If Internal Battery leaks or has an unusual smell, immediately stop using, and keep away from fire.

The leaked fluid may catch on fire causing ignition, explosion, etc.



Compulsory

Do not allow a pet, etc. to bite handset.

Internal Battery may ignite, explode, overheat, or leak causing fire, burns, injury, etc.



CAUTION



Prohibited

When using the motion sensor, ensure the safety of the surroundings and hold handset firmly, not swinging around more than necessary.

Failure to do so may cause accidents such as injury.



Prohibited

If Display is broken, do not allow the leaked internal substance to contact the skin of your face or hands, or clothes.

May cause injury to eyes, skin, etc.

If the internal substance gets into your eyes, mouth, etc., or contacts your skin or clothes, immediately rinse with clean water.

Also, in case it gets into your eyes, mouth, etc., immediately consult a doctor after rinsing.



Prohibited

Do not dispose handset together with ordinary trash.

May cause fire, burns, injury, etc. Also, may cause environmental destruction. Bring unnecessary handset into a sales outlet such as a SoftBank Shop or follow the municipality instructions for recycling.



Prohibited

If the internal fluid is leaked from Internal Battery, do not allow it to contact the skin of your face or hands, or clothes.

May cause injury to eyes, skin, etc.

If the internal substance gets into your eyes, mouth, etc., or contacts your skin or clothes, immediately rinse with clean water.

Also, in case it gets into your eyes, mouth, etc., immediately consult a doctor after rinsing.



Compulsory

Before using handset in a car, check with the car manufacturer or dealer for information about the effects of radio waves.

Handset radio waves may affect the vehicle's electronic equipment in some car models. In that case, stop using handset immediately.



Compulsory

If skin abnormalities develop during use, immediately stop using handset and consult a doctor.

Continuing its use may cause itching, rashes, eczema, or other symptoms depending on the user's physical condition.

For the material of each parts, see "[Material List](#)."



Compulsory

Make sure that metallic pieces (cutter blade, staples, etc.) are not adhered to Earpiece/Speaker (middle top), Speaker (rear bottom left), vibrator area (bottom right, back) since magnetic parts are included.

Adhered objects may cause injury, etc.



Compulsory

Do not leave handset in reach of children or persons requiring supervision.

Handset uses magnets. If swallowed, there is a risk of choking or serious harm to internal organs.

If the magnet has been swallowed, immediately consult a doctor.



Compulsory

Do not bring handset near medical devices.

Handset uses magnets; they may affect pacemakers, variable-pressure hydrocephalus shunts, and other medical devices. Do not bring handset near persons using these devices. If you use such a device, consult your doctor before using the product.



Compulsory

Watch Display in a well-lit place with enough distance kept.

Watching in a dark place or getting too close to Display may reduce visual acuity, etc.

AC Charger (Optional Accessory), Wireless Charger (Commercially Available)



WARNING



Prohibited

Do not use AC Charger (optional accessory) or wireless charger (commercially available) if the cord is damaged.

May cause fire, burns, electric shock, etc.



Prohibited

If thunder is audible, do not touch AC Charger (optional accessory) or wireless charger (commercially available).

May cause electric shock, etc.



Prohibited

Do not short circuit Charging Terminals when it is connected to a power outlet. Also, do not allow body parts such as your hands or fingers to contact Charging Terminals.

May cause fire, burns, electric shock, etc.



Prohibited

Do not put heavy objects on the cord of AC Charger (optional accessory) or wireless charger (commercially available) or pull it strongly.

May cause fire, burns, electric shock, etc.



Prohibited

When plugging or unplugging AC Charger (optional accessory) to or from a power outlet, do not allow metals to come in contact.

May cause fire, burns, electric shock, etc.



Prohibited

Do not use a voltage converter (such as a travel converter for overseas use) when charging with AC Charger (optional accessory).

May ignite, overheat, cause electric shock, etc.



Prohibited

Do not apply unnecessary force to the connection part when handset and AC Charger (optional accessory) are connected.

May cause fire, burns, injury, electric shock, etc.



Prohibited

Do not charge anything that is wet with liquids such as water (drinking water, sweat, sea water, urine of pets, etc.) using a wireless charger (commercially available).

May cause fire, burns, injury, electric shock, etc.



Do Not Use
Wet Hands

Do not touch the cord of AC Charger (optional accessory), charging terminals, power plug, or wireless charger (commercially available) with wet hands.

May cause fire, burns, electric shock, etc.



Compulsory

Use with specified power supply and voltage.

Also, use AC Charger for global use (optional accessory) when charging overseas.

Using the incorrect power supply and voltage may cause fire, burns, electric shock, etc.

AC Charger: 100V AC (Household AC power outlet only)

AC Charger for global use: 100V to 240V AC (Household AC power outlet only)



Compulsory

Wipe off dust on the power plug.

Using with dust adhered may cause fire, burns, electric shock, etc.



Compulsory

Firmly insert the power plug of AC Charger (optional accessory) to an outlet.

Failure to do so may cause fire, burns, electric shock, etc.



Compulsory

When unplugging from an outlet, grasp AC Charger (optional accessory) main unit without applying force such as pulling the cord.

The cord of AC Charger may be damaged if it is pulled out and it may cause fire, burns, electric shock, etc.



Compulsory

Persons with an implanted pacemaker, defibrillator, or other electronic medical equipment should consult carefully with a doctor before using a wireless charger (commercially available).

Handset radio waves may affect electronic medical equipment.



Compulsory

Insert or remove the connector of AC Charger (optional accessory) straight against the port without applying force such as pulling the cord.

Incorrect insertion or removal may cause fire, burns, injury, electric shock, etc.



Compulsory

Stop using handset immediately if Charging Terminals are deformed or bent. Or, do not use AC Charger even with the deformation fixed.

Charging Terminals may short-circuit causing fire, burns, injury, electric shock, etc.



Disconnect
Power Source

Unplug power plug of AC Charger when not using it.

Keeping the power plug connected may cause fire, burns, electric shock, etc.



Disconnect
Power Source

If liquid such as water (drinking water, sweat, seawater, urine of pets, etc.) gets on equipment, immediately disconnect the power plug from an outlet.

Liquid on equipment may result in short-circuit causing fire, burns, electric shock, etc.



Disconnect
Power Source

When cleaning, disconnect the power plug from an outlet.

Failure to do so may cause fire, burns, electric shock, etc.

CAUTION



Prohibited

Do not touch AC Charger (optional accessory) that is connected to an outlet continuously. May cause burns, etc.

SIM Card

CAUTION



Compulsory

When handling SIM Cards, be careful of the cut surface so as not to hurt your body parts such as fingers.

Cut surface may be sharp and may cause injury, etc.

Handset Use & Electronic Medical Equipment

WARNING



Compulsory

Persons with an implanted pacemaker or defibrillator should keep handset at least 15 cm away from the device.

Handset radio waves may affect implanted pacemakers or defibrillators.



Compulsory

When using electronic medical equipment (other than implanted cardiac pacemakers/defibrillators) outside medical facilities, check with the equipment vendor or distributor for information about the effects of radio waves.

Handset radio waves may affect electronic medical equipment.



Compulsory

Disable handset transmissions (e.g. airplane mode) or power off handset when it is difficult to keep a distance of at least 15 cm away from others such as in a crowd.

There may be someone who is wearing an implanted pacemaker or defibrillator.

Handset radio waves may interfere with implanted pacemakers or defibrillators causing such devices to malfunction.



Compulsory

Observe each medical facility's instruction when using handset.

Handset radio waves may affect electronic medical equipment.

Material List

■ Xperia Main Unit

Part	Material/Surface Treatment
Exterior case (top, bottom, side)	Aluminum alloy/Anodized + Coating
Exterior case (Volume/Zoom Up/Down Key, Google Assistant Key, Camera Key, Camera ring (around main camera))	Aluminum alloy/Anodized
Exterior case (SIM Card/SD Card Slot Cover)	PC resin/Coating
Exterior case (antenna slit, USB Type-C Port, Headphone Port)	PBT resin (with glass fiber)/-
Transparent plate (Display, Back Cover)	Strengthened glass/AFP processing
Transparent plate (Camera lens)	Strengthened glass/AFP processing + AR processing
Power Key/Fingerprint Sensor	Epoxy resin/Coating
Earpiece/Speaker (top) mesh	Polyester resin/dyed
Rubber gasket of SIM Card/SD Card Slot Cover	Silicone rubber/-
SIM Card/SD Card Slot Cover inside	PC resin + elastomer resin/-
SIM Card/SD Card Tray	Polyacetal resin/-

Important Product Information

Handset, SIM Card, AC Charger (Optional Accessory) (Common)

- Do not get wet. AC Charger (optional accessory) is not water resistant. Avoid using in humid places such as a bathroom and exposing it to rain. Contact to dampness from sweat by wearing on your body may cause corrosion inside resulting in malfunction. If malfunction is determined to be caused by above water exposures, warranty will not apply to repair. In the case that repair is possible, repair charge is incurred.
- External abnormalities such as damage or deformation may degrade the water resistance/dustproof performance.
- Use handset, SIM Card (inserted in handset) within temperatures of 5°C to 35°C and humidity 35% to 85%. Avoid extreme temperatures, humidity, direct sunlight (temporary use at 36°C to 40°C and humidity 86% to 90%).
- Charge Internal Battery within temperatures of 5°C to 35°C.
- Do not use in a dusty place, where there is much vibration, or near landline phone, TV, radio, etc.
- For using power outlet with drop-off prevention structure, see the user's manual.
- Handset exterior case is not removable. Trying to remove case may cause breakage or malfunction.
- Battery is built in and is not removable.
- Internal Battery is a lithium-ion battery.



Li-ion 00

- Lithium-ion batteries are precious, recyclable resources. Do not discard of old handsets, batteries, or chargers with ordinary waste, and instead bring them to the nearest shop with the Mobile Recycle Network mark.
- Storing handset with full-charged or insufficient battery level deteriorates battery performance. It is recommended to store handset with 40% battery level.
- Turning off by pressing Power Key does not shut off handset from power source completely. Unplug AC Charger power plug to completely turn it off. Use AC Charger (optional accessory) near a power outlet for easy unplugging in case that malfunction is detected.
- Display may become dim when handset temperature rises. It is not abnormal.
- Do not subject handset to excessive shock. Do not deform USB Type-C Port/Headphone Port.

May cause malfunction.

- Occasionally clean Charging Terminals with a dry, cotton swab etc. Dirt on Charging Terminals may cause power shut-off or insufficient charging. Take care not to damage Charging Terminals when cleaning.
- Clean with a dry, soft cloth. Rubbing hard with a dry cloth etc. may scratch them. Wiping off with wet dustcloth may cause malfunction. Using benzine, thinner, alcohol, detergent, etc. may fade color/print.
- Do not leave Camera in direct sunlight. Concentrated sunlight through Lens may cause handset to malfunction.
- Do not bring magnetic data or magnetic objects close to handset. Magnetic data on cash card, credit card, etc. may be erased or may cause handset malfunction.

Charging

- AC Charger (optional accessory) may become warm while charging. It is not abnormal.
- If charging is started, although handset is unavailable for operation, screen indicating that handset is charging appears. For this reason, do not charge where handset is required to be powered off.
- Check battery level with Status Indicator at the top of screen.
- Operation time of Internal Battery varies by usage environment or the battery condition.
- Internal Battery is consumable item. Operation time per charge decreases by charging repeatedly. When operation time with full-charged is extremely shortened, it is time to replace. Internal Battery is not customer-replaceable. Bring handset to a SoftBank Shop etc. to replace Internal Battery. Fee is incurred for the replacement. Contact a SoftBank Shop or [Customer Service](#).
- Using application while charging may shorten Internal Battery life.

Display (Touchscreen)

- Handset uses a touchscreen Display. Operate with your fingers on Display.
- Touch with your fingers lightly. Do not press forcibly with fingers or push with a sharp-pointed object (nail, ball-point pen, pins, etc.)
- Touchscreen may not work or malfunction in the following cases:
 - Operation with gloves on
 - Operation with fingernail
 - Foreign object on Display
 - Protection sheet or sticker applied on Display
 - Waterdrop or dew condensation on Display

- Operation with fingers wet or sweaty
- Operation under water
- Although Display is made with hardened and shatterproof glass, touching scattered or exposed parts accidentally may cause injuries.
- Handset uses an OEL display; ghost images may appear. The same image on Display for a long time, a higher-than-necessary brightness setting, or extremely long use may cause brightness to partially dim, color to change, or may burn images into Display. Depending on viewing angle, uneven color or brightness or change in colors may be visible. This is normal for OEL displays.

Volume

- Caution: Listening at a loud volume hard on the ears for a long time can affect hearing.



Rising Handset Temperature

The mark below may appear if the surface temperature of handset rises while in use. Avoid continued contact with handset for a long time if the mark appears.

May cause burns, etc.



European RF Exposure Information

Your mobile device is a radio transmitter and receiver. It is designed not to exceed the limits for exposure to radio waves recommended by international guidelines. These guidelines were developed by the independent scientific organization ICNIRP and include safety margins designed to assure the protection of all persons, regardless of age and health. The guidelines use a unit of measurement known as the Specific Absorption Rate, or SAR. The SAR limit for mobile devices is 2.0 W/kg and the highest SAR value for this device when tested at the ear is $\blacklozenge\blacklozenge\blacklozenge$ W/kg*. As mobile devices offer a range of functions, they can be used in other positions, such as on the body. In this case, the highest tested SAR value is $\blacklozenge\blacklozenge$ W/kg* at the separation distance of 0.5 cm from

the body. For electronic safety, maintain the separation distance with accessories containing no metal, that position handset a minimum of the above distance. Use of other accessories may not ensure compliance with RF exposure guidelines.

* The tests are carried out in accordance with international guidelines for testing.

FCC RF Exposure Information

Your handset is a radio transmitter and receiver. It is designed and manufactured not to exceed the emission limits for exposure to radio frequency (RF) energy set by the Federal Communications Commission of the U.S. Government.

The guidelines are based on standards that were developed by independent scientific organization through periodic and thorough evaluation of scientific studies. The standards include a substantial safety margin designed to assure the safety of all persons, regardless of age and health.

The exposure standard for wireless handsets employs a unit of measurement known as the Specific Absorption Rate, or SAR.

The SAR limit set by the FCC is 1.6 W/kg. The tests are performed in positions and locations (e.g. at the ear and worn on the body) as required by the FCC for each model.

The highest SAR value as reported to the authorities for this phone model when tested for use by the ear is 0.82 W/kg, when worn on the body is 0.75 W/kg and when WiFi hotspot mode is 0.75 W/kg. For body-worn operation, this phone has been tested and meets the FCC RF exposure guidelines. Please use an accessory designated for this product or an accessory which contains no metal and which positions the handset a minimum of 1.0 cm from the body. For devices which include "WiFi hotspot" functionality, SAR measurements for the device operating in WiFi hotspot mode were taken using a separation distance of 1.0 cm. When using the device as charger, you need to put the phone on a flat surface and 20 cm separation distance from user during the charging mode.

The use of accessories that do not satisfy these requirements may not comply with FCC RF exposure requirements, and should be avoided. The FCC has granted an Equipment Authorization for this model handset with all reported SAR levels evaluated as in compliance with the FCC RF emission guidelines. SAR information on this model handset is on file with the FCC and can be found under the Display Grant section of <https://www.fcc.gov/oet/ea/> after searching on FCC ID PY7-62883W.

Additional information on Specific Absorption Rates (SAR) can be found on the FCC website at <https://www.fcc.gov/general/radio-frequency-safety-0>.

FCC Statement for the USA

FCC Statement for the USA

This device complies with Part 15 of the FCC rules. Operation is subject to the following two conditions:

- (1) This device may not cause harmful interference.
- (2) This device must accept any interference received, including interference that may cause undesired operation.

Any change or modification not expressly approved by Sony may void the user's authority to operate the equipment.

This equipment has been tested and found to comply with the limits for a Class B digital device, pursuant to Part 15 of the FCC Rules. These limits are designed to provide reasonable protection against harmful interference in a residential installation. This equipment generates, uses and can radiate radio frequency energy and if not installed and used in accordance with the instructions, may cause harmful interference to radio communications. However, there is no guarantee that interference will not occur in a particular installation.

If this equipment does cause harmful interference to radio or television reception, which can be determined by turning the equipment off and on, the user is encouraged to try to correct the interference by one or more of the following measures:

- Reorient or relocate the receiving antenna.
- Increase the separation between the equipment and receiver.
- Connect the equipment into an outlet on a circuit different from that to which the receiver is connected.
- Consult the dealer or an experienced radio/TV technician for help.