

#01_HAC_T-Coil_GSM850_Voice_Ch189_Axial (Z)

Communication System: GSM850; Frequency: 836.4 MHz

Medium: Air Medium parameters used: $\sigma = 0$ S/m, $\epsilon_r = 1$; $\rho = 0$ kg/m³

Ambient Temperature : 23.4 °C

DASY5 Configuration

- Probe: AM1DV3 - 3130; ; Calibrated: 2020/11/26
- Sensor-Surface: 0mm (Fix Surface)
- Electronics: DAE4 Sn915; Calibrated: 2020/6/22
- Phantom: HAC Test Arch with AMCC; Type: SD HAC P01 BA;
- Measurement SW: DASY52, Version 52.10 (4); SEMCAD X Version 14.6.14 (7483)


General Scans/z (axial) 4.2mm 50 x 50/ABM Interpolated SNR(x,y,z) (121x121x1):

Interpolated grid: dx=1.000 mm, dy=1.000 mm

ABM1/ABM2 = 30.45 dB

ABM1 comp = 12.79 dBA/m

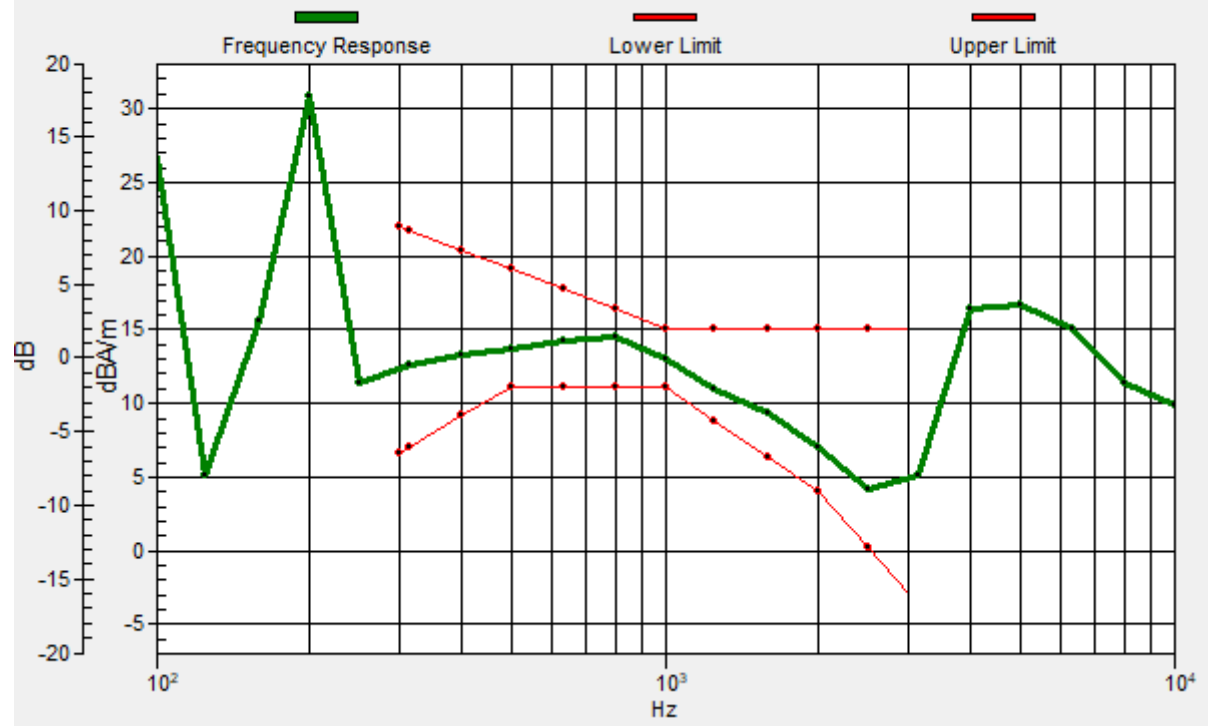
Location: 4, 3.7, 3.7 mm



0 dB = 33.29 = 30.45 dB

General Scans/z (axial) wideband at best S/N/ABM Freq Resp(x,y,z,f)

Loc: 4, 3, 3.7 mm Diff: 1.87dB



#01_HAC_T-Coil_GSM850_Voice_Ch189_Transversal (Y)

Communication System: GSM850; Frequency: 836.4 MHz

Medium: Air Medium parameters used: $\sigma = 0$ S/m, $\epsilon_r = 1$; $\rho = 0$ kg/m³

Ambient Temperature : 23.4 °C

DASY5 Configuration

- Probe: AM1DV3 - 3130; ; Calibrated: 2020/11/26
- Sensor-Surface: 0mm (Fix Surface)
- Electronics: DAE4 Sn915; Calibrated: 2020/6/22
- Phantom: HAC Test Arch with AMCC; Type: SD HAC P01 BA;
- Measurement SW: DASY52, Version 52.10 (4); SEMCAD X Version 14.6.14 (7483)


General Scans/y (transversal) 4.2mm 50 x 50/ABM Interpolated SNR(x,y,z) (121x121x1):

Interpolated grid: dx=1.000 mm, dy=1.000 mm

ABM1/ABM2 = 33.17 dB

ABM1 comp = -10.43 dBA/m

Location: -9.3, -11, 3.7 mm



0 dB = 45.54 = 33.17 dB

#02_HAC_T-Coil_GSM1900_Voice_Ch661_Axial (Z)

Communication System: PCS; Frequency: 1880 MHz

Medium: Air Medium parameters used: $\sigma = 0$ S/m, $\epsilon_r = 1$; $\rho = 0$ kg/m³

Ambient Temperature : 23.4 °C

DASY5 Configuration

- Probe: AM1DV3 - 3130; ; Calibrated: 2020/11/26
- Sensor-Surface: 0mm (Fix Surface)
- Electronics: DAE4 Sn915; Calibrated: 2020/6/22
- Phantom: HAC Test Arch with AMCC; Type: SD HAC P01 BA;
- Measurement SW: DASY52, Version 52.10 (4); SEMCAD X Version 14.6.14 (7483)


General Scans/z (axial) 4.2mm 50 x 50/ABM Interpolated SNR(x,y,z) (121x121x1):

Interpolated grid: dx=1.000 mm, dy=1.000 mm

ABM1/ABM2 = 36.05 dB

ABM1 comp = 12.63 dBA/m

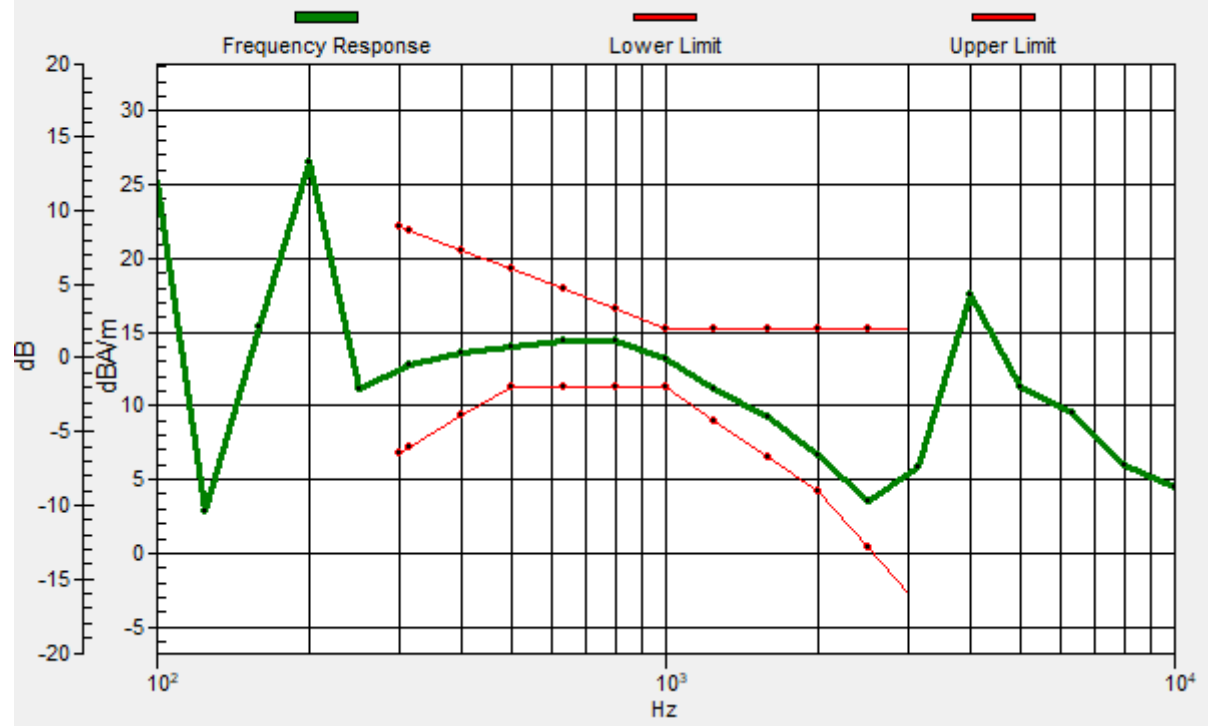
Location: 4, 3.7, 3.7 mm



0 dB = 63.48 = 36.05 dB

General Scans/z (axial) wideband at best S/N/ABM Freq Resp(x,y,z,f)

Loc: 4, 3, 3.7 mm Diff: 2dB



#02_HAC_T-Coil_GSM1900_Voice_Ch661_Transversal (Y)

Communication System: PCS; Frequency: 1880 MHz

Medium: Air Medium parameters used: $\sigma = 0$ S/m, $\epsilon_r = 1$; $\rho = 0$ kg/m³

Ambient Temperature : 23.4 °C

DASY5 Configuration

- Probe: AM1DV3 - 3130; ; Calibrated: 2020/11/26
- Sensor-Surface: 0mm (Fix Surface)
- Electronics: DAE4 Sn915; Calibrated: 2020/6/22
- Phantom: HAC Test Arch with AMCC; Type: SD HAC P01 BA;
- Measurement SW: DASY52, Version 52.10 (4); SEMCAD X Version 14.6.14 (7483)


General Scans/y (transversal) 4.2mm 50 x 50/ABM Interpolated SNR(x,y,z) (121x121x1):

Interpolated grid: dx=1.000 mm, dy=1.000 mm

ABM1/ABM2 = 37.50 dB

ABM1 comp = -4.37 dBA/m

Location: -4.4, -9.6, 3.7 mm



0 dB = 74.98 = 37.50 dB

#03_HAC_T-Coil_WCDMA II_Voice_Ch9400_Axial (Z)

Communication System: WCDMA; Frequency: 1880 MHz

Medium: Air Medium parameters used: $\sigma = 0$ S/m, $\epsilon_r = 1$; $\rho = 0$ kg/m³

Ambient Temperature : 23.4 °C

DASY5 Configuration

- Probe: AM1DV3 - 3130; ; Calibrated: 2020/11/26
- Sensor-Surface: 0mm (Fix Surface)
- Electronics: DAE4 Sn915; Calibrated: 2020/6/22
- Phantom: HAC Test Arch with AMCC; Type: SD HAC P01 BA;
- Measurement SW: DASY52, Version 52.10 (4); SEMCAD X Version 14.6.14 (7483)


General Scans/z (axial) 4.2mm 50 x 50/ABM Interpolated SNR(x,y,z) (121x121x1):

Interpolated grid: dx=1.000 mm, dy=1.000 mm

ABM1/ABM2 = 55.76 dB

ABM1 comp = 12.26 dBA/m

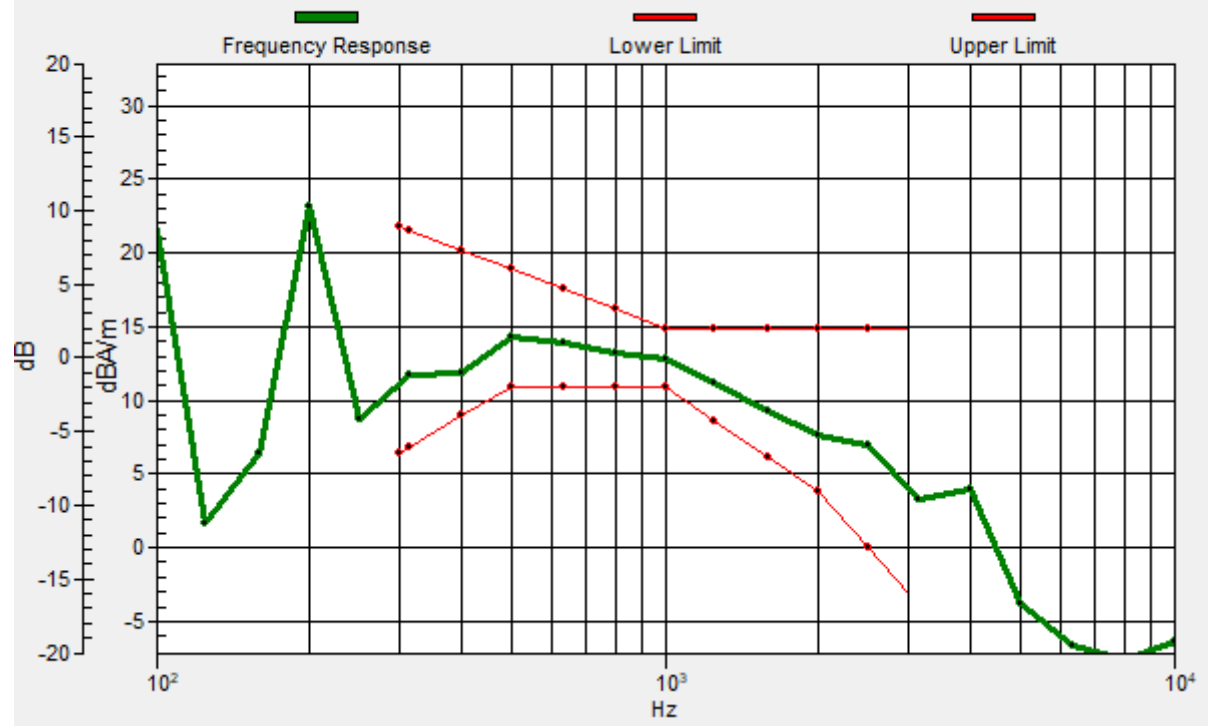
Location: 3.3, 3.7, 3.7 mm



0 dB = 613.5 = 55.76 dB

General Scans/z (axial) wideband at best S/N/ABM Freq Resp(x,y,z,f)

Loc: 4, 3, 3.7 mm Diff: 2dB



#03_HAC_T-Coil_WCDMA II_Voice_Ch9400_Transversal (Y)

Communication System: WCDMA; Frequency: 1880 MHz

Medium: Air Medium parameters used: $\sigma = 0$ S/m, $\epsilon_r = 1$; $\rho = 0$ kg/m³

Ambient Temperature : 23.4 °C

DASY5 Configuration

- Probe: AM1DV3 - 3130; ; Calibrated: 2020/11/26
- Sensor-Surface: 0mm (Fix Surface)
- Electronics: DAE4 Sn915; Calibrated: 2020/6/22
- Phantom: HAC Test Arch with AMCC; Type: SD HAC P01 BA;
- Measurement SW: DASY52, Version 52.10 (4); SEMCAD X Version 14.6.14 (7483)


General Scans/y (transversal) 4.2mm 50 x 50/ABM Interpolated SNR(x,y,z) (121x121x1):

Interpolated grid: dx=1.000 mm, dy=1.000 mm

ABM1/ABM2 = 51.08 dB

ABM1 comp = 4.32 dBA/m

Location: 4, -4.7, 3.7 mm



0 dB = 358.0 = 51.08 dB

#04_HAC_T-Coil_WCDMA IV_Voice_Ch1413_Axial (Z)

Communication System: WCDMA; Frequency: 1732.6 MHz

Medium: Air Medium parameters used: $\sigma = 0$ S/m, $\epsilon_r = 1$; $\rho = 0$ kg/m³

Ambient Temperature : 23.4 °C

DASY5 Configuration

- Probe: AM1DV3 - 3130; ; Calibrated: 2020/11/26
- Sensor-Surface: 0mm (Fix Surface)
- Electronics: DAE4 Sn915; Calibrated: 2020/6/22
- Phantom: HAC Test Arch with AMCC; Type: SD HAC P01 BA;
- Measurement SW: DASY52, Version 52.10 (4); SEMCAD X Version 14.6.14 (7483)


General Scans/z (axial) 4.2mm 50 x 50/ABM Interpolated SNR(x,y,z) (121x121x1):

Interpolated grid: dx=1.000 mm, dy=1.000 mm

ABM1/ABM2 = 56.76 dB

ABM1 comp = 10.34 dBA/m

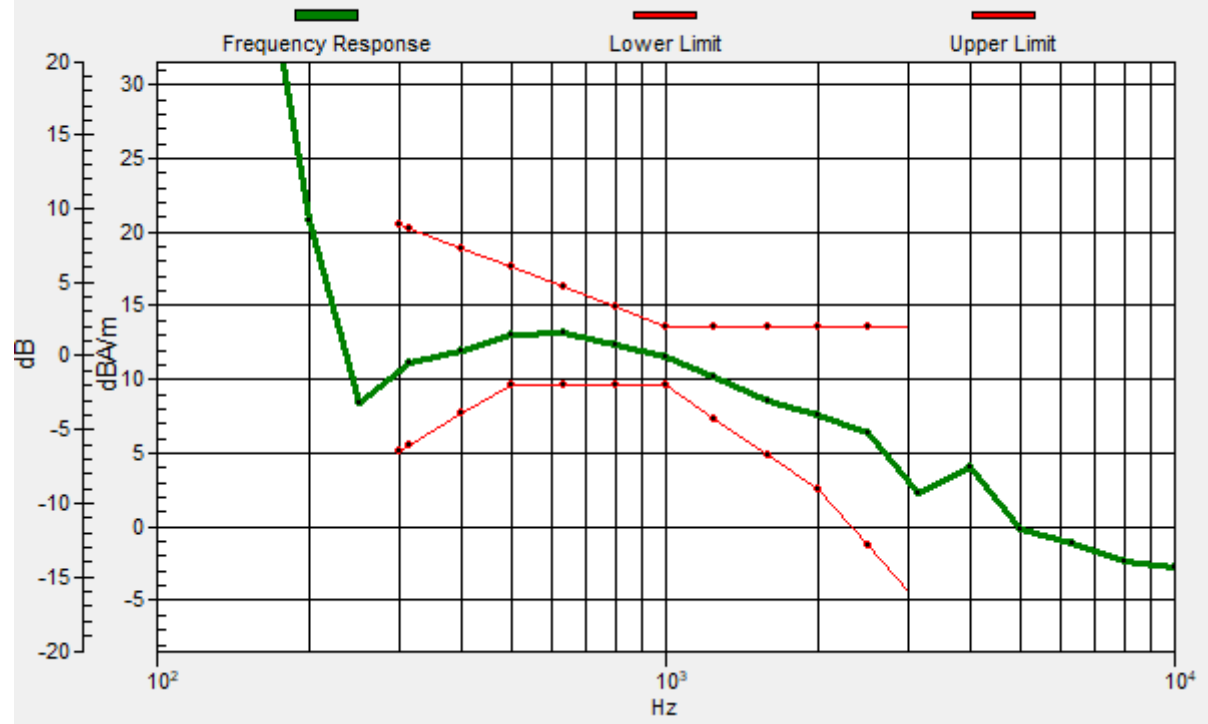
Location: 4.7, 6.5, 3.7 mm



0 dB = 688.8 = 56.76 dB

General Scans/z (axial) wideband at best S/N/ABM Freq Resp(x,y,z,f)

Loc: 4, 3, 3.7 mm Diff: 2dB



#04_HAC_T-Coil_WCDMA IV_Voice_Ch1413_Transversal (Y)

Communication System: WCDMA; Frequency: 1732.6 MHz

Medium: Air Medium parameters used: $\sigma = 0$ S/m, $\epsilon_r = 1$; $\rho = 0$ kg/m³

Ambient Temperature : 23.4 °C

DASY5 Configuration

- Probe: AM1DV3 - 3130; ; Calibrated: 2020/11/26
- Sensor-Surface: 0mm (Fix Surface)
- Electronics: DAE4 Sn915; Calibrated: 2020/6/22
- Phantom: HAC Test Arch with AMCC; Type: SD HAC P01 BA;
- Measurement SW: DASY52, Version 52.10 (4); SEMCAD X Version 14.6.14 (7483)


General Scans/y (transversal) 4.2mm 50 x 50/ABM Interpolated SNR(x,y,z) (121x121x1):

Interpolated grid: dx=1.000 mm, dy=1.000 mm

ABM1/ABM2 = 51.70 dB

ABM1 comp = 3.20 dBA/m

Location: 4.7, -4, 3.7 mm



0 dB = 384.7 = 51.70 dB

#05_HAC_T-Coil_WCDMA V_Voice_Ch4182_Axial (Z)

Communication System: WCDMA; Frequency: 836.4 MHz

Medium: Air Medium parameters used: $\sigma = 0$ S/m, $\epsilon_r = 1$; $\rho = 0$ kg/m³

Ambient Temperature : 23.4 °C

DASY5 Configuration

- Probe: AM1DV3 - 3130; ; Calibrated: 2020/11/26
- Sensor-Surface: 0mm (Fix Surface)
- Electronics: DAE4 Sn915; Calibrated: 2020/6/22
- Phantom: HAC Test Arch with AMCC; Type: SD HAC P01 BA;
- Measurement SW: DASY52, Version 52.10 (4); SEMCAD X Version 14.6.14 (7483)


General Scans/z (axial) 4.2mm 50 x 50/ABM Interpolated SNR(x,y,z) (121x121x1):

Interpolated grid: dx=1.000 mm, dy=1.000 mm

ABM1/ABM2 = 57.31 dB

ABM1 comp = 10.28 dBA/m

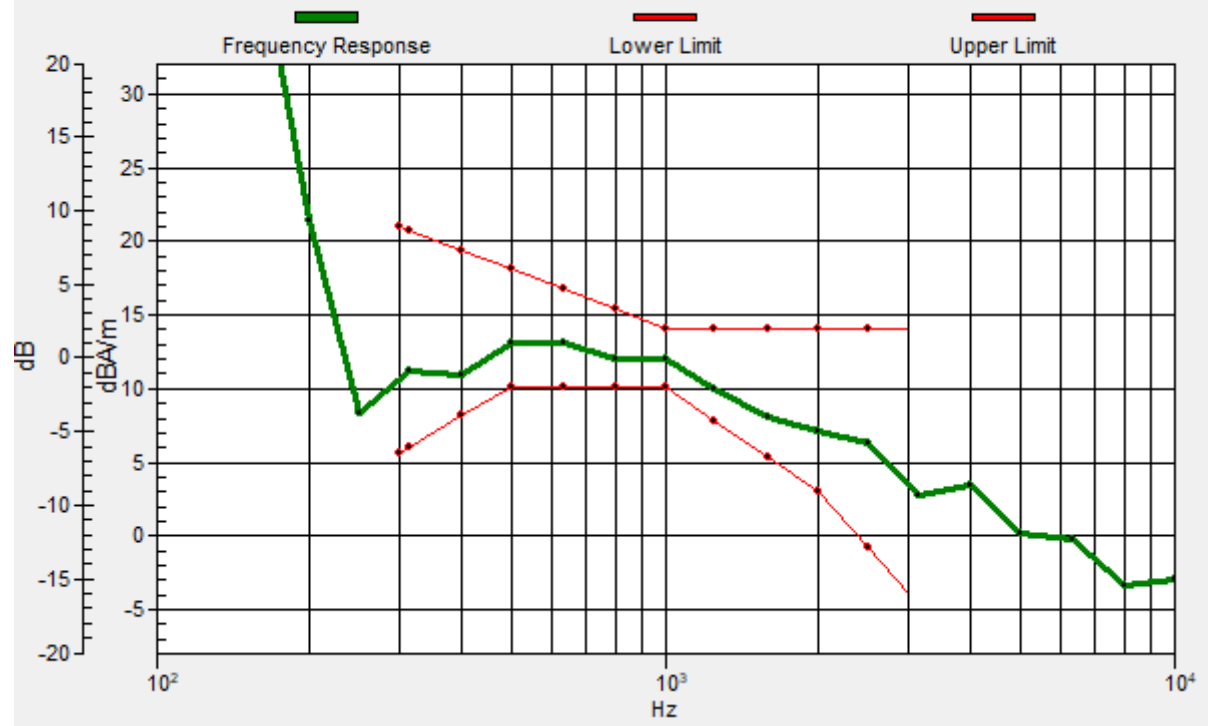
Location: 4, 6.5, 3.7 mm



0 dB = 733.3 = 57.31 dB

General Scans/z (axial) wideband at best S/N/ABM Freq Resp(x,y,z,f)

Loc: 4, 3, 3.7 mm Diff: 1.99dB



#05_HAC_T-Coil_WCDMA V_Voice_Ch4182_Transversal (Y)

Communication System: WCDMA; Frequency: 836.4 MHz

Medium: Air Medium parameters used: $\sigma = 0$ S/m, $\epsilon_r = 1$; $\rho = 0$ kg/m³

Ambient Temperature : 23.4 °C

DASY5 Configuration

- Probe: AM1DV3 - 3130; ; Calibrated: 2020/11/26
- Sensor-Surface: 0mm (Fix Surface)
- Electronics: DAE4 Sn915; Calibrated: 2020/6/22
- Phantom: HAC Test Arch with AMCC; Type: SD HAC P01 BA;
- Measurement SW: DASY52, Version 52.10 (4); SEMCAD X Version 14.6.14 (7483)


General Scans/y (transversal) 4.2mm 50 x 50/ABM Interpolated SNR(x,y,z) (121x121x1):

Interpolated grid: dx=1.000 mm, dy=1.000 mm

ABM1/ABM2 = 51.26 dB

ABM1 comp = 3.07 dBA/m

Location: 4, -4.7, 3.7 mm



0 dB = 365.4 = 51.26 dB

#06_HAC_T-Coil_LTE Band 12_10M_QPSK_1_0_Ch23095_Axial (Z)

Communication System: LTE; Frequency: 707.5 MHz

Medium: Air Medium parameters used: $\sigma = 0$ S/m, $\epsilon_r = 1$; $\rho = 0$ kg/m³

Ambient Temperature : 23.4 °C

DASY5 Configuration

- Probe: AM1DV3 - 3130; ; Calibrated: 2020/11/26
- Sensor-Surface: 0mm (Fix Surface)
- Electronics: DAE4 Sn915; Calibrated: 2020/6/22
- Phantom: HAC Test Arch with AMCC; Type: SD HAC P01 BA;
- Measurement SW: DASY52, Version 52.10 (4); SEMCAD X Version 14.6.14 (7483)


General Scans/z (axial) 4.2mm 50 x 50/ABM Interpolated SNR(x,y,z) (121x121x1):

Interpolated grid: dx=1.000 mm, dy=1.000 mm

ABM1/ABM2 = 47.07 dB

ABM1 comp = 10.13 dBA/m

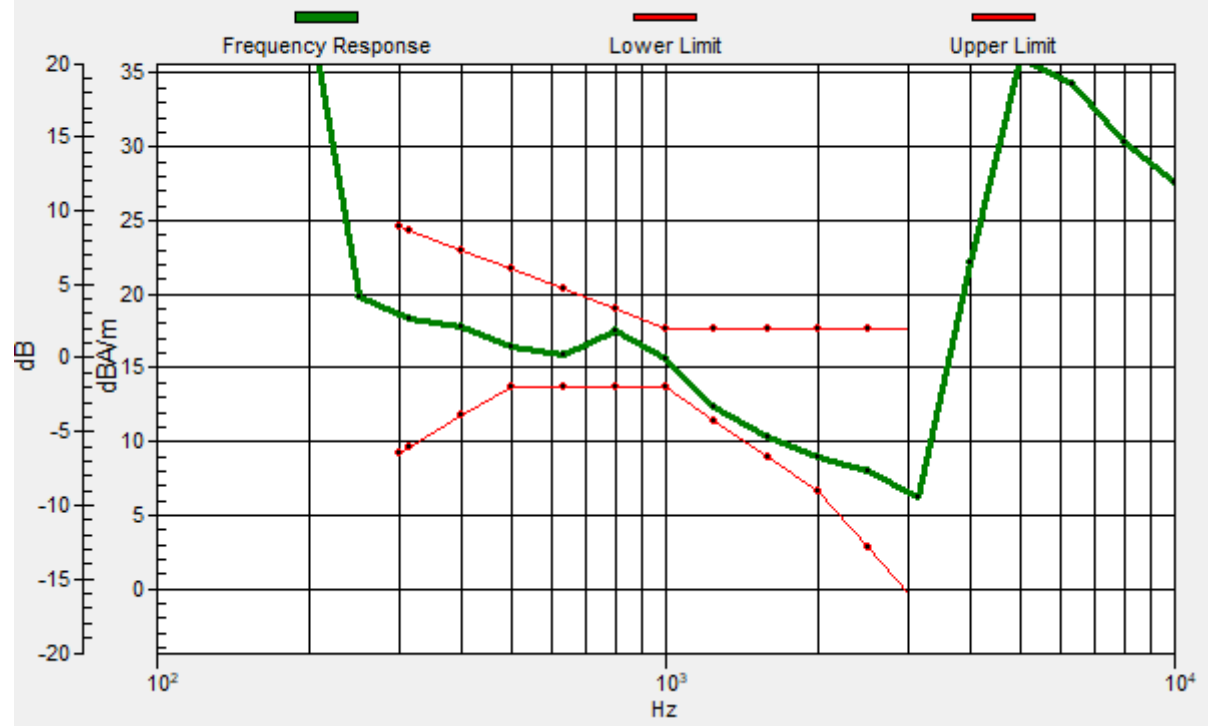
Location: 7.5, 5.8, 3.7 mm



0 dB = 225.8 = 47.07 dB

General Scans/z (axial) wideband at best S/N/ABM Freq Resp(x,y,z,f)

Loc: 4, 3, 3.7 mm Diff: 0.92dB



#06_HAC_T-Coil_LTE Band 12_10M_QPSK_1_0_Ch23095_Transversal (Y)

Communication System: LTE; Frequency: 707.5 MHz

Medium: Air Medium parameters used: $\sigma = 0$ S/m, $\epsilon_r = 1$; $\rho = 0$ kg/m³

Ambient Temperature : 23.4 °C

DASY5 Configuration

- Probe: AM1DV3 - 3130; ; Calibrated: 2020/11/26
- Sensor-Surface: 0mm (Fix Surface)
- Electronics: DAE4 Sn915; Calibrated: 2020/6/22
- Phantom: HAC Test Arch with AMCC; Type: SD HAC P01 BA;
- Measurement SW: DASY52, Version 52.10 (4); SEMCAD X Version 14.6.14 (7483)


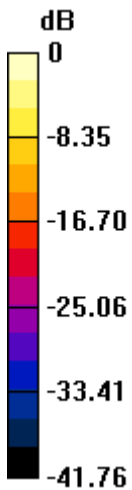
General Scans/y (transversal) 4.2mm 50 x 50/ABM Interpolated SNR(x,y,z) (121x121x1):

Interpolated grid: dx=1.000 mm, dy=1.000 mm

ABM1/ABM2 = 45.73 dB

ABM1 comp = 3.76 dBA/m

Location: 4, -4.7, 3.7 mm



0 dB = 193.4 = 45.73 dB

#07_HAC_T-Coil_LTE Band 13_10M_QPSK_1_0_Ch23230_Axial (Z)

Communication System: LTE; Frequency: 782 MHz

Medium: Air Medium parameters used: $\sigma = 0$ S/m, $\epsilon_r = 1$; $\rho = 0$ kg/m³

Ambient Temperature : 23.4 °C

DASY5 Configuration

- Probe: AM1DV3 - 3130; ; Calibrated: 2020/11/26
- Sensor-Surface: 0mm (Fix Surface)
- Electronics: DAE4 Sn915; Calibrated: 2020/6/22
- Phantom: HAC Test Arch with AMCC; Type: SD HAC P01 BA;
- Measurement SW: DASY52, Version 52.10 (4); SEMCAD X Version 14.6.14 (7483)


General Scans/z (axial) 4.2mm 50 x 50/ABM Interpolated SNR(x,y,z) (121x121x1):

Interpolated grid: dx=1.000 mm, dy=1.000 mm

ABM1/ABM2 = 46.98 dB

ABM1 comp = 9.67 dBA/m

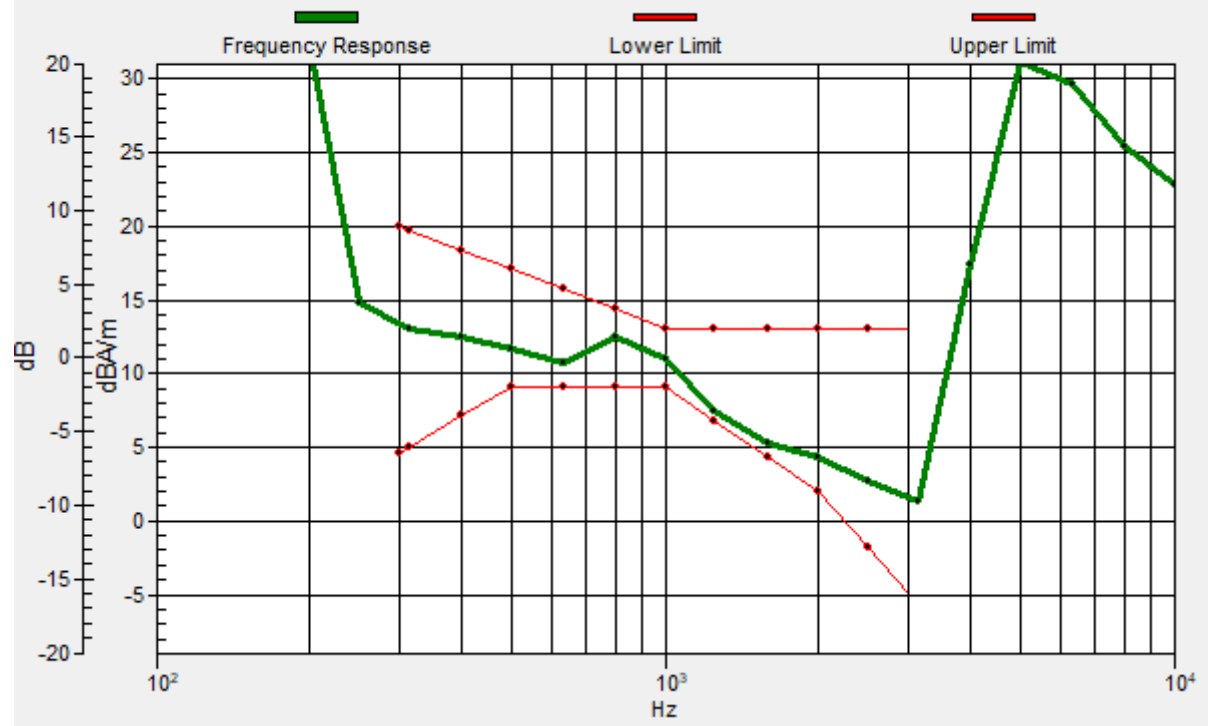
Location: 8.2, 5.8, 3.7 mm



0 dB = 223.3 = 46.98 dB

General Scans/z (axial) wideband at best S/N/ABM Freq Resp(x,y,z,f)

Loc: 4, 10, 3.7 mm Diff: 0.67dB



#07_HAC_T-Coil_LTE Band 13_10M_QPSK_1_0_Ch23230_Transversal (Y)

Communication System: LTE; Frequency: 782 MHz

Medium: Air Medium parameters used: $\sigma = 0$ S/m, $\epsilon_r = 1$; $\rho = 0$ kg/m³

Ambient Temperature : 23.4 °C

DASY5 Configuration

- Probe: AM1DV3 - 3130; ; Calibrated: 2020/11/26
- Sensor-Surface: 0mm (Fix Surface)
- Electronics: DAE4 Sn915; Calibrated: 2020/6/22
- Phantom: HAC Test Arch with AMCC; Type: SD HAC P01 BA;
- Measurement SW: DASY52, Version 52.10 (4); SEMCAD X Version 14.6.14 (7483)


General Scans/y (transversal) 4.2mm 50 x 50/ABM Interpolated SNR(x,y,z) (121x121x1):

Interpolated grid: dx=1.000 mm, dy=1.000 mm

ABM1/ABM2 = 45.84 dB

ABM1 comp = 3.41 dBA/m

Location: 2.6, -4.7, 3.7 mm



0 dB = 196.0 = 45.85 dB

#08_HAC_T-Coil_LTE Band 25_20M_QPSK_1_0_Ch26340_Axial (Z)

Communication System: LTE; Frequency: 1880 MHz

Medium: Air Medium parameters used: $\sigma = 0$ S/m, $\epsilon_r = 1$; $\rho = 0$ kg/m³

Ambient Temperature : 23.4 °C

DASY5 Configuration

- Probe: AM1DV3 - 3130; ; Calibrated: 2020/11/26
- Sensor-Surface: 0mm (Fix Surface)
- Electronics: DAE4 Sn915; Calibrated: 2020/6/22
- Phantom: HAC Test Arch with AMCC; Type: SD HAC P01 BA;
- Measurement SW: DASY52, Version 52.10 (4); SEMCAD X Version 14.6.14 (7483)


General Scans/z (axial) 4.2mm 50 x 50/ABM Interpolated SNR(x,y,z) (121x121x1):

Interpolated grid: dx=1.000 mm, dy=1.000 mm

ABM1/ABM2 = 47.01 dB

ABM1 comp = 10.50 dBA/m

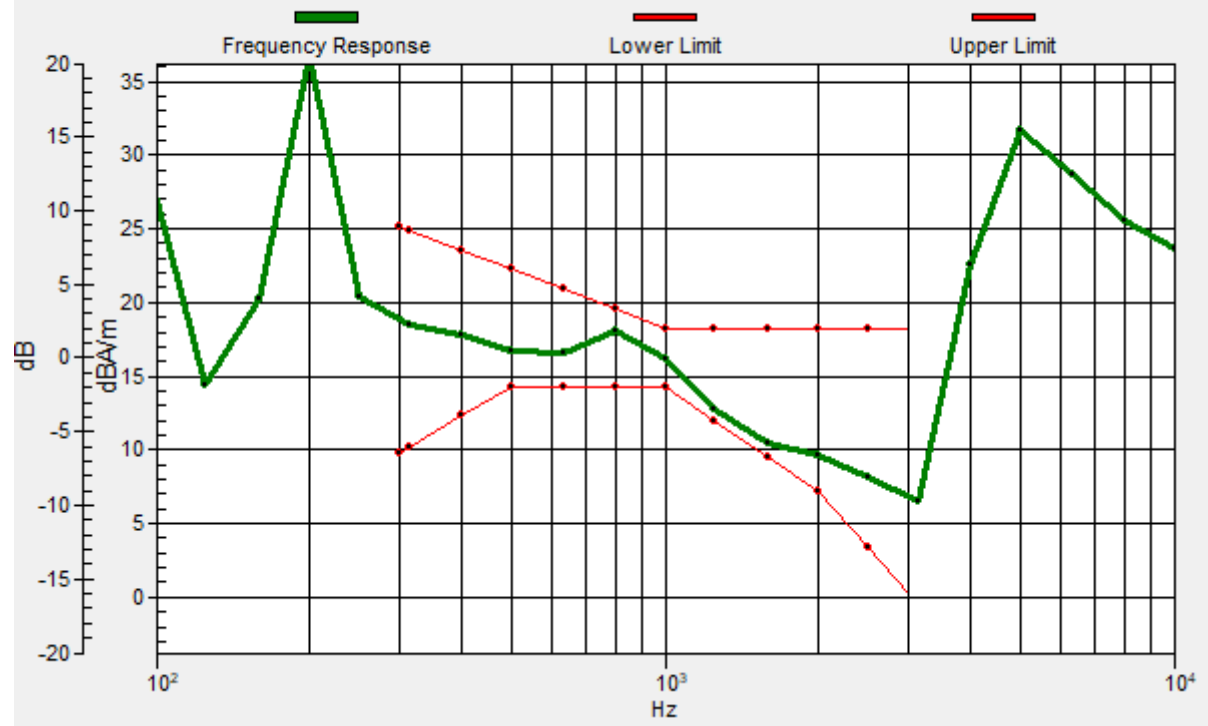
Location: 8.2, 4.4, 3.7 mm



0 dB = 224.2 = 47.01 dB

General Scans/z (axial) wideband at best S/N/ABM Freq Resp(x,y,z,f)

Loc: 4, 3, 3.7 mm Diff: 0.79dB



#08_HAC_T-Coil_LTE Band 25_20M_QPSK_1_0_Ch26340_Transversal (Y)

Communication System: LTE; Frequency: 1880 MHz

Medium: Air Medium parameters used: $\sigma = 0$ S/m, $\epsilon_r = 1$; $\rho = 0$ kg/m³

Ambient Temperature : 23.4 °C

DASY5 Configuration

- Probe: AM1DV3 - 3130; ; Calibrated: 2020/11/26
- Sensor-Surface: 0mm (Fix Surface)
- Electronics: DAE4 Sn915; Calibrated: 2020/6/22
- Phantom: HAC Test Arch with AMCC; Type: SD HAC P01 BA;
- Measurement SW: DASY52, Version 52.10 (4); SEMCAD X Version 14.6.14 (7483)


General Scans/y (transversal) 4.2mm 50 x 50/ABM Interpolated SNR(x,y,z) (121x121x1):

Interpolated grid: dx=1.000 mm, dy=1.000 mm

ABM1/ABM2 = 45.49 dB

ABM1 comp = 3.53 dBA/m

Location: 3.3, -5.4, 3.7 mm



0 dB = 188.2 = 45.49 dB

#09_HAC_T-Coil_LTE Band 5_10M_QPSK_1_0_Ch20525_Axial (Z)

Communication System: LTE; Frequency: 836.5 MHz

Medium: Air Medium parameters used: $\sigma = 0$ S/m, $\epsilon_r = 1$; $\rho = 0$ kg/m³

Ambient Temperature : 23.4 °C

DASY5 Configuration

- Probe: AM1DV3 - 3130; ; Calibrated: 2020/11/26
- Sensor-Surface: 0mm (Fix Surface)
- Electronics: DAE4 Sn915; Calibrated: 2020/6/22
- Phantom: HAC Test Arch with AMCC; Type: SD HAC P01 BA;
- Measurement SW: DASY52, Version 52.10 (4); SEMCAD X Version 14.6.14 (7483)


General Scans/z (axial) 4.2mm 50 x 50/ABM Interpolated SNR(x,y,z) (121x121x1):

Interpolated grid: dx=1.000 mm, dy=1.000 mm

ABM1/ABM2 = 46.62 dB

ABM1 comp = 10.42 dBA/m

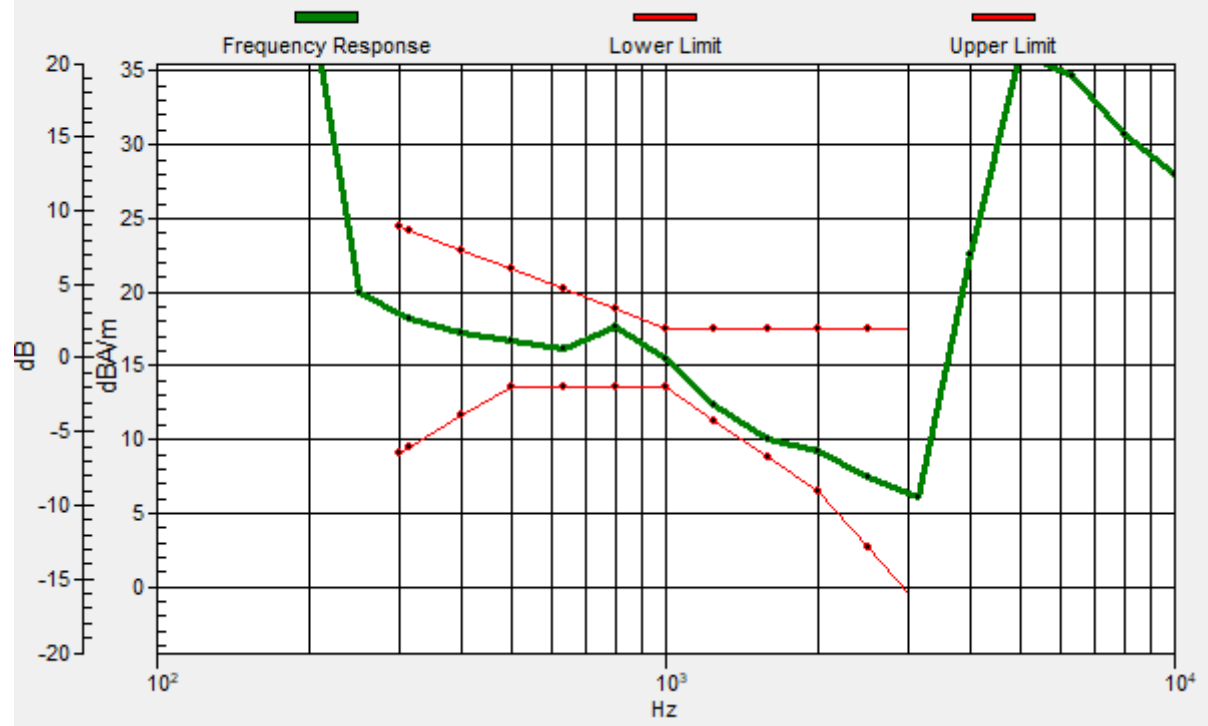
Location: 8.2, 3.7, 3.7 mm



0 dB = 214.4 = 46.62 dB

General Scans/z (axial) wideband at best S/N/ABM Freq Resp(x,y,z,f)

Loc: 4, 3, 3.7 mm Diff: 1.04dB



#09_HAC_T-Coil_LTE Band 5_10M_QPSK_1_0_Ch20525_Transversal (Y)

Communication System: LTE; Frequency: 836.5 MHz

Medium: Air Medium parameters used: $\sigma = 0$ S/m, $\epsilon_r = 1$; $\rho = 0$ kg/m³

Ambient Temperature : 23.4 °C

DASY5 Configuration

- Probe: AM1DV3 - 3130; ; Calibrated: 2020/11/26
- Sensor-Surface: 0mm (Fix Surface)
- Electronics: DAE4 Sn915; Calibrated: 2020/6/22
- Phantom: HAC Test Arch with AMCC; Type: SD HAC P01 BA;
- Measurement SW: DASY52, Version 52.10 (4); SEMCAD X Version 14.6.14 (7483)

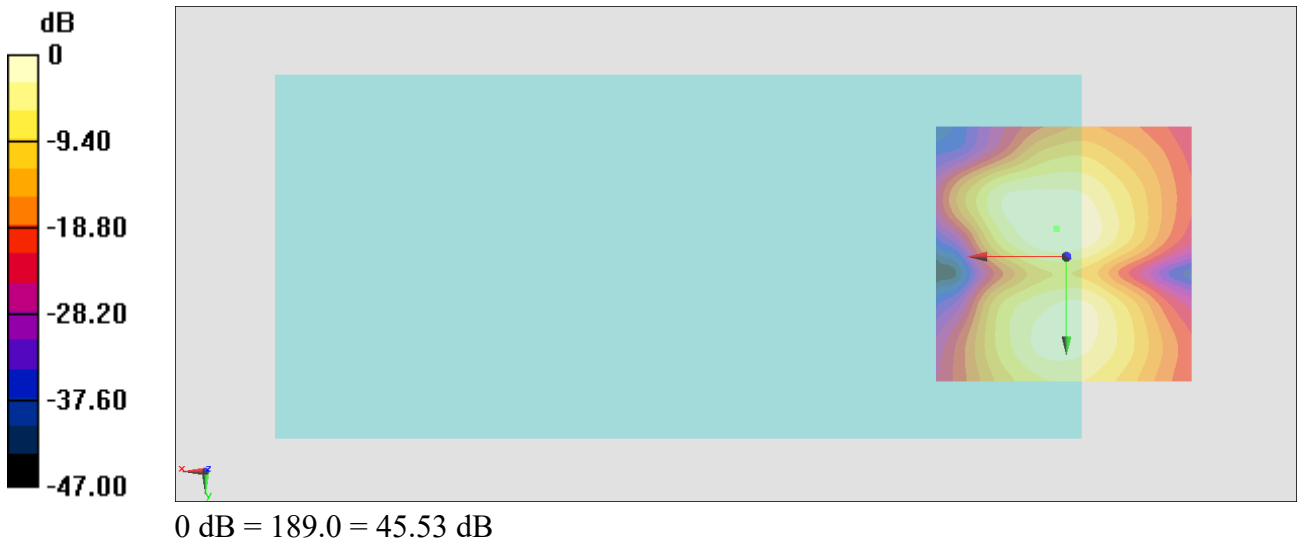
General Scans/y (transversal) 4.2mm 50 x 50/ABM Interpolated SNR(x,y,z) (121x121x1):

Interpolated grid: dx=1.000 mm, dy=1.000 mm

ABM1/ABM2 = 45.53 dB

ABM1 comp = 2.89 dBA/m

Location: 1.9, -5.4, 3.7 mm



#10_HAC_T-Coil_LTE Band 41_20M_QPSK_1_0_Ch40620_Axial (Z)

Communication System: LTE TDD; Frequency: 2593 MHz

Medium: Air Medium parameters used: $\sigma = 0$ S/m, $\epsilon_r = 1$; $\rho = 0$ kg/m³

Ambient Temperature : 23.4 °C

DASY5 Configuration

- Probe: AM1DV3 - 3130; ; Calibrated: 2020/11/26
- Sensor-Surface: 0mm (Fix Surface)
- Electronics: DAE4 Sn915; Calibrated: 2020/6/22
- Phantom: HAC Test Arch with AMCC; Type: SD HAC P01 BA;
- Measurement SW: DASY52, Version 52.10 (4); SEMCAD X Version 14.6.14 (7483)


General Scans/z (axial) 4.2mm 50 x 50/ABM Interpolated SNR(x,y,z) (121x121x1):

Interpolated grid: dx=1.000 mm, dy=1.000 mm

ABM1/ABM2 = 39.56 dB

ABM1 comp = 7.99 dBA/m

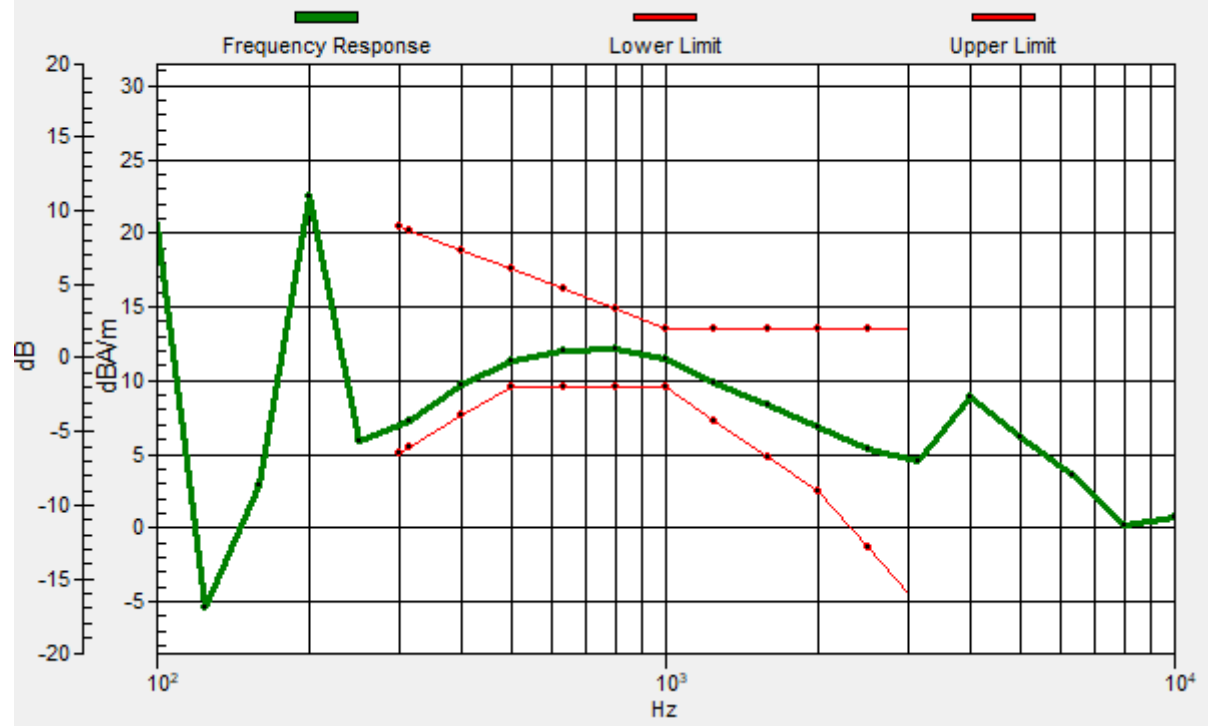
Location: 4, 3, 3.7 mm



0 dB = 95.04 = 39.56 dB

General Scans/z (axial) wideband at best S/N/ABM Freq Resp(x,y,z,f)

Loc: 4, 3, 3.7 mm Diff: 1.73dB



#10_HAC_T-Coil_LTE Band 41_20M_QPSK_1_0_Ch40620_Transversal (Y)

Communication System: LTE TDD; Frequency: 2593 MHz

Medium: Air Medium parameters used: $\sigma = 0$ S/m, $\epsilon_r = 1$; $\rho = 0$ kg/m³

Ambient Temperature : 23.4 °C

DASY5 Configuration

- Probe: AM1DV3 - 3130; ; Calibrated: 2020/11/26
- Sensor-Surface: 0mm (Fix Surface)
- Electronics: DAE4 Sn915; Calibrated: 2020/6/22
- Phantom: HAC Test Arch with AMCC; Type: SD HAC P01 BA;
- Measurement SW: DASY52, Version 52.10 (4); SEMCAD X Version 14.6.14 (7483)


General Scans/y (transversal) 4.2mm 50 x 50/ABM Interpolated SNR(x,y,z) (121x121x1):

Interpolated grid: dx=1.000 mm, dy=1.000 mm

ABM1/ABM2 = 39.30 dB

ABM1 comp = 1.01 dBA/m

Location: 2.6, -4.7, 3.7 mm



0 dB = 92.27 = 39.30 dB

#11_HAC_T-Coil_LTE Band 48_20M_QPSK_1_0_Ch55830_Axial (Z)

Communication System: LTE TDD; Frequency: 3609 MHz

Medium: Air Medium parameters used: $\sigma = 0$ S/m, $\epsilon_r = 1$; $\rho = 0$ kg/m³

Ambient Temperature : 23.4 °C

DASY5 Configuration

- Probe: AM1DV3 - 3130; ; Calibrated: 2020/11/26
- Sensor-Surface: 0mm (Fix Surface)
- Electronics: DAE4 Sn915; Calibrated: 2020/6/22
- Phantom: HAC Test Arch with AMCC; Type: SD HAC P01 BA;
- Measurement SW: DASY52, Version 52.10 (4); SEMCAD X Version 14.6.14 (7483)


General Scans/z (axial) 4.2mm 50 x 50/ABM Interpolated SNR(x,y,z) (121x121x1):

Interpolated grid: dx=1.000 mm, dy=1.000 mm

ABM1/ABM2 = 36.24 dB

ABM1 comp = 3.04 dBA/m

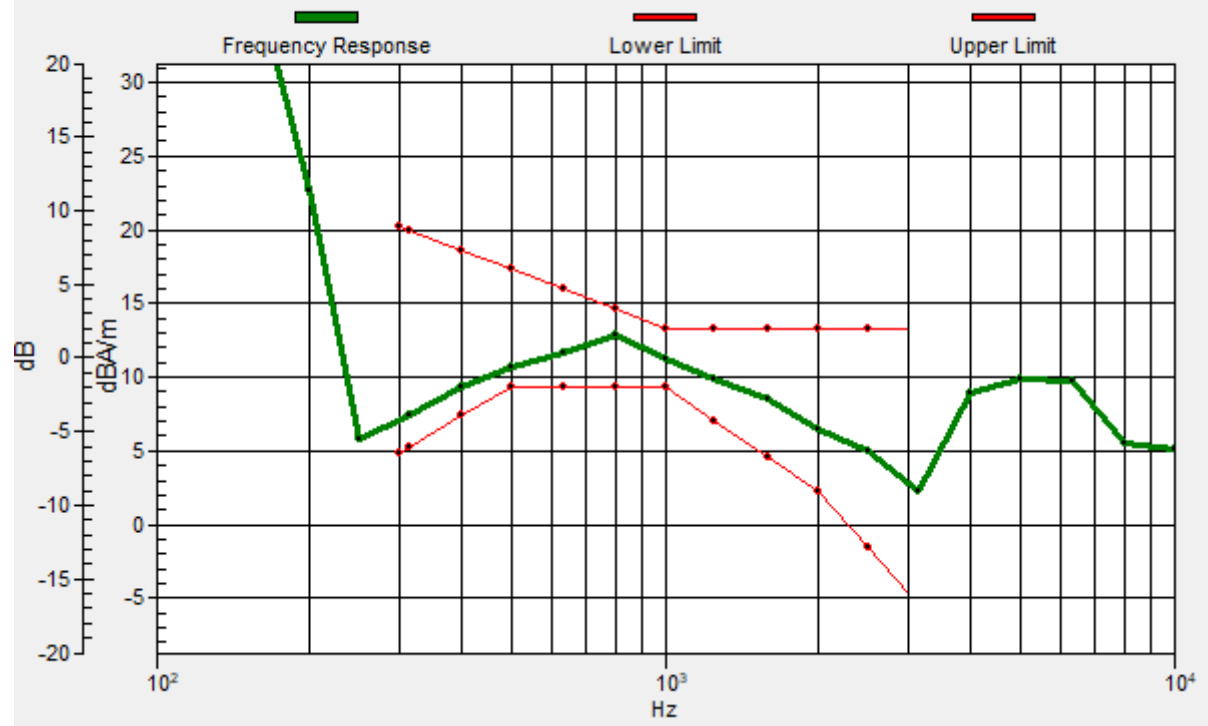
Location: 4, 6.5, 3.7 mm



0 dB = 64.88 = 36.24 dB

General Scans/z (axial) wideband at best S/N/ABM Freq Resp(x,y,z,f)

Loc: 4, 3, 3.7 mm Diff: 1.45dB



#11_HAC_T-Coil_LTE Band 48_20M_QPSK_1_0_Ch55830_Transversal (Y)

Communication System: LTE TDD; Frequency: 3609 MHz

Medium: Air Medium parameters used: $\sigma = 0$ S/m, $\epsilon_r = 1$; $\rho = 0$ kg/m³

Ambient Temperature : 23.4 °C

DASY5 Configuration

- Probe: AM1DV3 - 3130; ; Calibrated: 2020/11/26
- Sensor-Surface: 0mm (Fix Surface)
- Electronics: DAE4 Sn915; Calibrated: 2020/6/22
- Phantom: HAC Test Arch with AMCC; Type: SD HAC P01 BA;
- Measurement SW: DASY52, Version 52.10 (4); SEMCAD X Version 14.6.14 (7483)


General Scans/y (transversal) 4.2mm 50 x 50/ABM Interpolated SNR(x,y,z) (121x121x1):

Interpolated grid: dx=1.000 mm, dy=1.000 mm

ABM1/ABM2 = 40.14 dB

ABM1 comp = -2.64 dBA/m

Location: 3.3, -5.4, 3.7 mm



0 dB = 101.6 = 40.14 dB

#12_HAC_T-Coil_LTE Band 66_20M_QPSK_1_0_Ch132322_Axial (Z)

Communication System: LTE; Frequency: 1745 MHz

Medium: Air Medium parameters used: $\sigma = 0$ S/m, $\epsilon_r = 1$; $\rho = 0$ kg/m³

Ambient Temperature : 23.4 °C

DASY5 Configuration

- Probe: AM1DV3 - 3130; ; Calibrated: 2020/11/26
- Sensor-Surface: 0mm (Fix Surface)
- Electronics: DAE4 Sn915; Calibrated: 2020/6/22
- Phantom: HAC Test Arch with AMCC; Type: SD HAC P01 BA;
- Measurement SW: DASY52, Version 52.10 (4); SEMCAD X Version 14.6.14 (7483)


General Scans/z (axial) 4.2mm 50 x 50/ABM Interpolated SNR(x,y,z) (121x121x1):

Interpolated grid: dx=1.000 mm, dy=1.000 mm

ABM1/ABM2 = 46.74 dB

ABM1 comp = 11.82 dBA/m

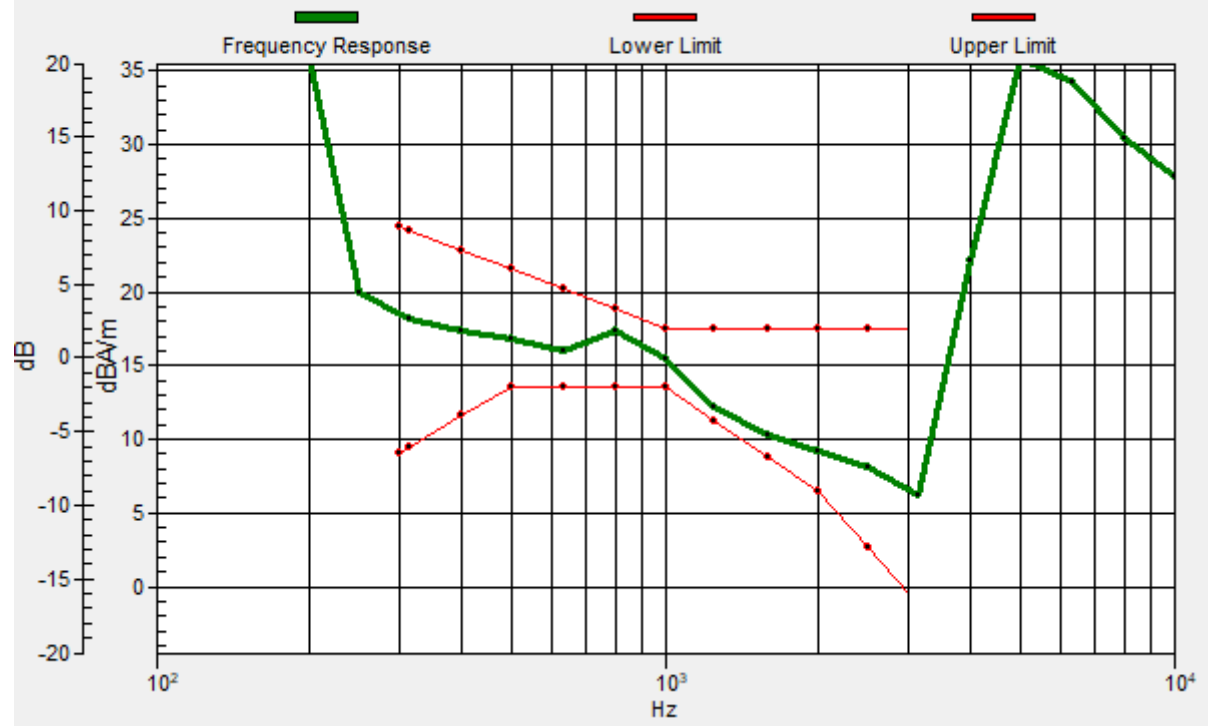
Location: 6.1, 4.4, 3.7 mm



0 dB = 217.2 = 46.74 dB

General Scans/z (axial) wideband at best S/N/ABM Freq Resp(x,y,z,f)

Loc: 4, 3, 3.7 mm Diff: 0.94dB



#12_HAC_T-Coil_LTE Band 66_20M_QPSK_1_0_Ch132322_Transversal (Y)

Communication System: LTE; Frequency: 1745 MHz

Medium: Air Medium parameters used: $\sigma = 0$ S/m, $\epsilon_r = 1$; $\rho = 0$ kg/m³

Ambient Temperature : 23.4 °C

DASY5 Configuration

- Probe: AM1DV3 - 3130; ; Calibrated: 2020/11/26
- Sensor-Surface: 0mm (Fix Surface)
- Electronics: DAE4 Sn915; Calibrated: 2020/6/22
- Phantom: HAC Test Arch with AMCC; Type: SD HAC P01 BA;
- Measurement SW: DASY52, Version 52.10 (4); SEMCAD X Version 14.6.14 (7483)


General Scans/y (transversal) 4.2mm 50 x 50/ABM Interpolated SNR(x,y,z) (121x121x1):

Interpolated grid: dx=1.000 mm, dy=1.000 mm

ABM1/ABM2 = 45.39 dB

ABM1 comp = 2.40 dBA/m

Location: 1.2, -5.4, 3.7 mm



0 dB = 186.1 = 45.39 dB

#13_HAC_T-Coil_LTE Band 71_20M_QPSK_1_0_Ch133322_Axial (Z)

Communication System: LTE; Frequency: 683 MHz

Medium: Air Medium parameters used: $\sigma = 0$ S/m, $\epsilon_r = 1$; $\rho = 0$ kg/m³

Ambient Temperature : 23.4 °C

DASY5 Configuration

- Probe: AM1DV3 - 3130; ; Calibrated: 2020/11/26
- Sensor-Surface: 0mm (Fix Surface)
- Electronics: DAE4 Sn915; Calibrated: 2020/6/22
- Phantom: HAC Test Arch with AMCC; Type: SD HAC P01 BA;
- Measurement SW: DASY52, Version 52.10 (4); SEMCAD X Version 14.6.14 (7483)


General Scans/z (axial) 4.2mm 50 x 50/ABM Interpolated SNR(x,y,z) (121x121x1):

Interpolated grid: dx=1.000 mm, dy=1.000 mm

ABM1/ABM2 = 47.13 dB

ABM1 comp = 10.26 dBA/m

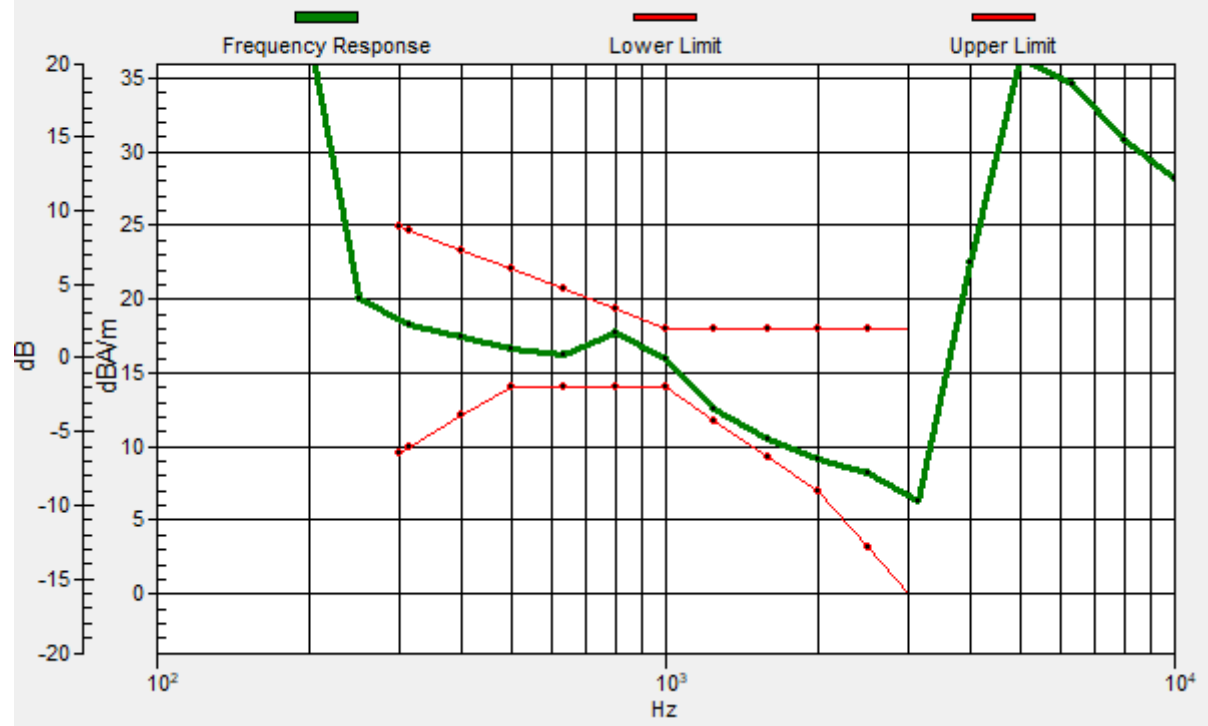
Location: 7.5, 5.8, 3.7 mm



0 dB = 227.1 = 47.12 dB

General Scans/z (axial) wideband at best S/N/ABM Freq Resp(x,y,z,f)

Loc: 4, 3, 3.7 mm Diff: 0.83dB



#13_HAC_T-Coil_LTE Band 71_20M_QPSK_1_0_Ch133322_Transversal (Y)

Communication System: LTE; Frequency: 683 MHz

Medium: Air Medium parameters used: $\sigma = 0$ S/m, $\epsilon_r = 1$; $\rho = 0$ kg/m³

Ambient Temperature : 23.4 °C

DASY5 Configuration

- Probe: AM1DV3 - 3130; ; Calibrated: 2020/11/26
- Sensor-Surface: 0mm (Fix Surface)
- Electronics: DAE4 Sn915; Calibrated: 2020/6/22
- Phantom: HAC Test Arch with AMCC; Type: SD HAC P01 BA;
- Measurement SW: DASY52, Version 52.10 (4); SEMCAD X Version 14.6.14 (7483)


General Scans/y (transversal) 4.2mm 50 x 50/ABM Interpolated SNR(x,y,z) (121x121x1):

Interpolated grid: dx=1.000 mm, dy=1.000 mm

ABM1/ABM2 = 45.56 dB

ABM1 comp = 3.70 dBA/m

Location: 3.3, -4.7, 3.7 mm



0 dB = 189.7 = 45.56 dB

#14_HAC_T-Coil_GSM850_EDGE 2TX_Ch189_Axial (Z)

Communication System: GSM850; Frequency: 836.4 MHz

Medium: Air Medium parameters used: $\sigma = 0$ S/m, $\epsilon_r = 1$; $\rho = 0$ kg/m³

Ambient Temperature : 23.4 °C

DASY5 Configuration

- Probe: AM1DV3 - 3130; ; Calibrated: 2020/11/26
- Sensor-Surface: 0mm (Fix Surface)
- Electronics: DAE4 Sn915; Calibrated: 2020/6/22
- Phantom: HAC Test Arch with AMCC; Type: SD HAC P01 BA;
- Measurement SW: DASY52, Version 52.10 (4); SEMCAD X Version 14.6.14 (7483)


General Scans/z (axial) 4.2mm 50 x 50/ABM Interpolated SNR(x,y,z) (121x121x1):

Interpolated grid: dx=1.000 mm, dy=1.000 mm

ABM1/ABM2 = 40.40 dB

ABM1 comp = 16.53 dBA/m

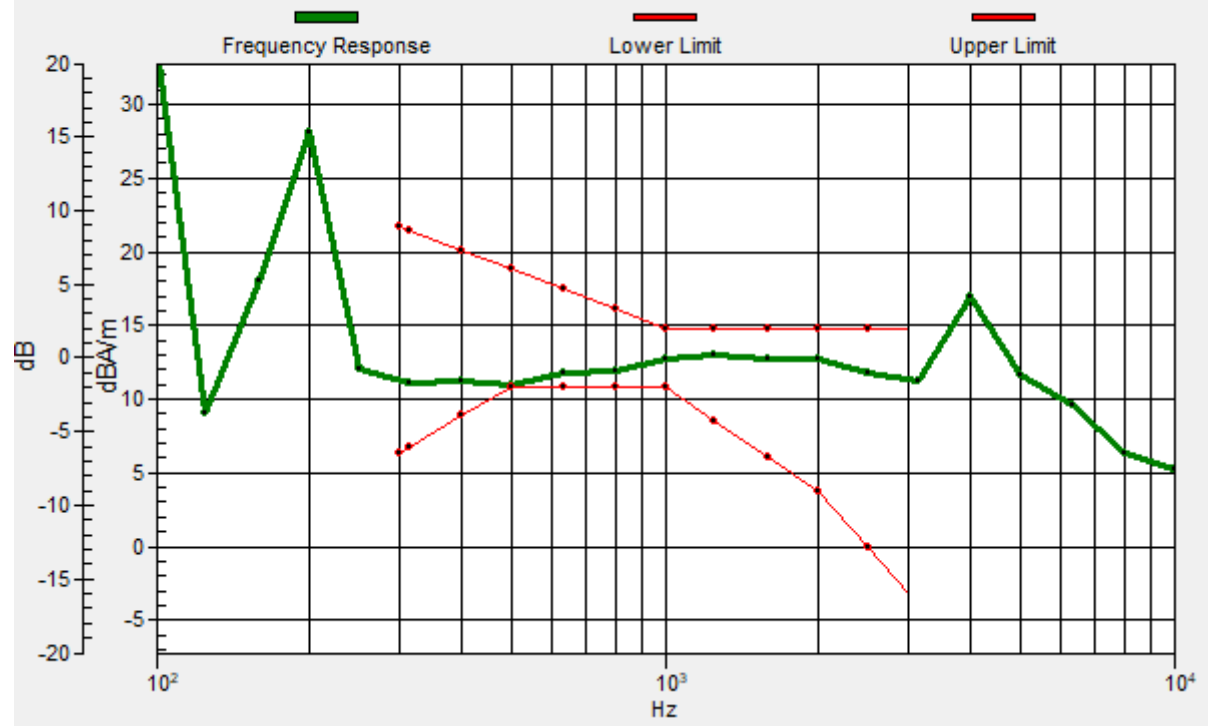
Location: 4, 3.7, 3.7 mm



0 dB = 104.7 = 40.40 dB

General Scans/z (axial) wideband at best S/N/ABM Freq Resp(x,y,z,f)

Loc: 4, 3, 3.7 mm Diff: 0.13dB



#14_HAC_T-Coil_GSM850_EDGE 2TX_Ch189_Transversal (Y)

Communication System: GSM850; Frequency: 836.4 MHz

Medium: Air Medium parameters used: $\sigma = 0$ S/m, $\epsilon_r = 1$; $\rho = 0$ kg/m³

Ambient Temperature : 23.4 °C

DASY5 Configuration

- Probe: AM1DV3 - 3130; ; Calibrated: 2020/11/26
- Sensor-Surface: 0mm (Fix Surface)
- Electronics: DAE4 Sn915; Calibrated: 2020/6/22
- Phantom: HAC Test Arch with AMCC; Type: SD HAC P01 BA;
- Measurement SW: DASY52, Version 52.10 (4); SEMCAD X Version 14.6.14 (7483)


General Scans/y (transversal) 4.2mm 50 x 50/ABM Interpolated SNR(x,y,z) (121x121x1):

Interpolated grid: dx=1.000 mm, dy=1.000 mm

ABM1/ABM2 = 42.71 dB

ABM1 comp = 1.29 dBA/m

Location: -3, -9.6, 3.7 mm



0 dB = 136.6 = 42.71 dB

#15_HAC_T-Coil_GSM1900_EDGE 2TX_Ch661_Axial (Z)

Communication System: PCS; Frequency: 1880 MHz

Medium: Air Medium parameters used: $\sigma = 0$ S/m, $\epsilon_r = 1$; $\rho = 0$ kg/m³

Ambient Temperature : 23.4 °C

DASY5 Configuration

- Probe: AM1DV3 - 3130; ; Calibrated: 2020/11/26
- Sensor-Surface: 0mm (Fix Surface)
- Electronics: DAE4 Sn915; Calibrated: 2020/6/22
- Phantom: HAC Test Arch with AMCC; Type: SD HAC P01 BA;
- Measurement SW: DASY52, Version 52.10 (4); SEMCAD X Version 14.6.14 (7483)


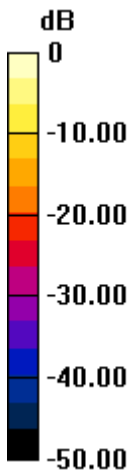
General Scans/z (axial) 4.2mm 50 x 50/ABM Interpolated SNR(x,y,z) (121x121x1):

Interpolated grid: dx=1.000 mm, dy=1.000 mm

ABM1/ABM2 = 46.87 dB

ABM1 comp = 18.16 dBA/m

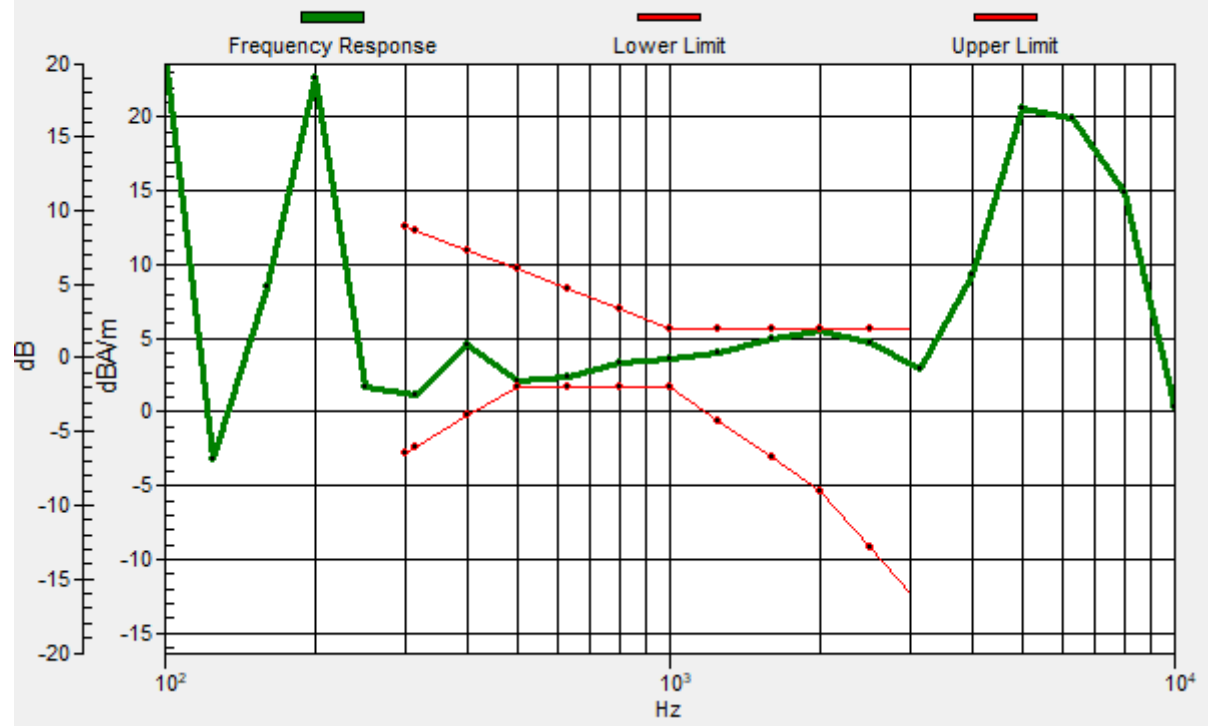
Location: 4, 3, 3.7 mm



0 dB = 220.5 = 46.87 dB

General Scans/z (axial) wideband at best S/N/ABM Freq Resp(x,y,z,f)

Loc: 4, 3, 3.7 mm Diff: 0.17dB



#15_HAC_T-Coil_GSM1900_EDGE 2TX_Ch661_Transversal (Y)

Communication System: PCS; Frequency: 1880 MHz

Medium: Air Medium parameters used: $\sigma = 0$ S/m, $\epsilon_r = 1$; $\rho = 0$ kg/m³

Ambient Temperature : 23.4 °C

DASY5 Configuration

- Probe: AM1DV3 - 3130; ; Calibrated: 2020/11/26
- Sensor-Surface: 0mm (Fix Surface)
- Electronics: DAE4 Sn915; Calibrated: 2020/6/22
- Phantom: HAC Test Arch with AMCC; Type: SD HAC P01 BA;
- Measurement SW: DASY52, Version 52.10 (4); SEMCAD X Version 14.6.14 (7483)


General Scans/y (transversal) 4.2mm 50 x 50/ABM Interpolated SNR(x,y,z) (121x121x1):

Interpolated grid: dx=1.000 mm, dy=1.000 mm

ABM1/ABM2 = 44.94 dB

ABM1 comp = 8.40 dBA/m

Location: 2.6, 11.4, 3.7 mm



0 dB = 176.7 = 44.94 dB

#16_HAC_T-Coil_WCDMA II_HSPA_Ch9400_Axial (Z)

Communication System: WCDMA; Frequency: 1880 MHz

Medium: Air Medium parameters used: $\sigma = 0$ S/m, $\epsilon_r = 1$; $\rho = 0$ kg/m³

Ambient Temperature : 23.4 °C

DASY5 Configuration

- Probe: AM1DV3 - 3130; ; Calibrated: 2020/11/26
- Sensor-Surface: 0mm (Fix Surface)
- Electronics: DAE4 Sn915; Calibrated: 2020/6/22
- Phantom: HAC Test Arch with AMCC; Type: SD HAC P01 BA;
- Measurement SW: DASY52, Version 52.10 (4); SEMCAD X Version 14.6.14 (7483)


General Scans/z (axial) 4.2mm 50 x 50/ABM Interpolated SNR(x,y,z) (121x121x1):

Interpolated grid: dx=1.000 mm, dy=1.000 mm

ABM1/ABM2 = 61.25 dB

ABM1 comp = 17.70 dBA/m

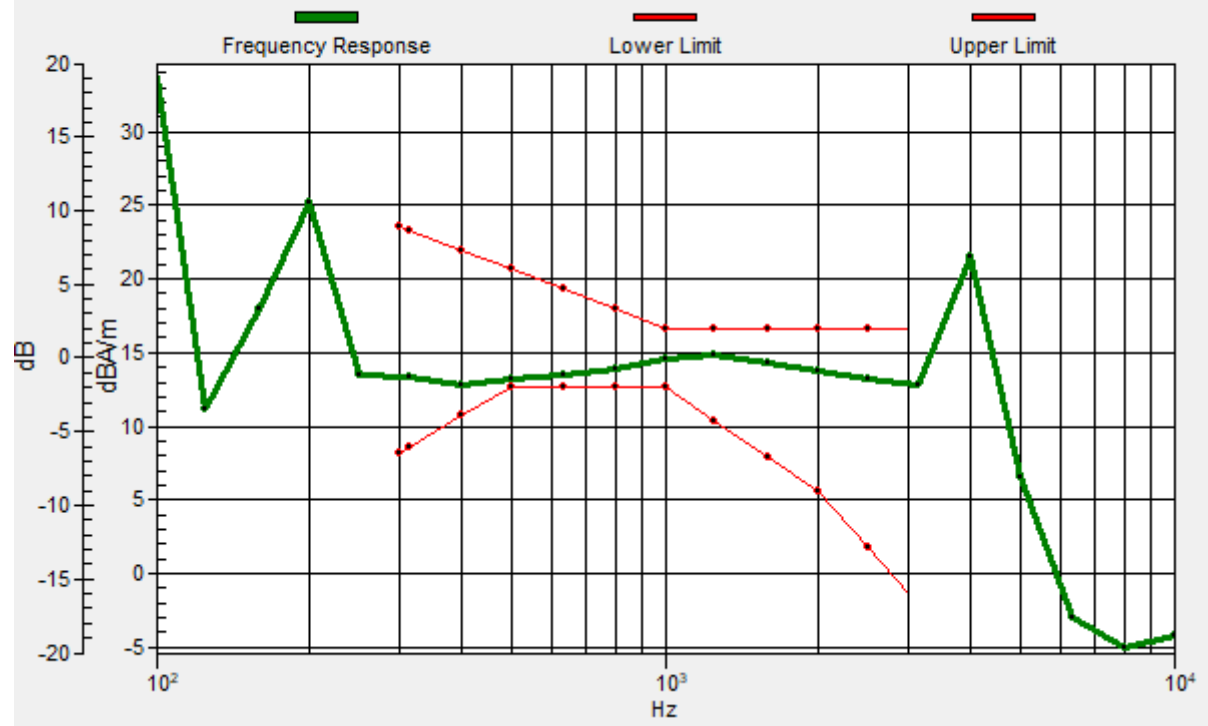
Location: 4, 4.4, 3.7 mm



0 dB = 1155 = 61.25 dB

General Scans/z (axial) wideband at best S/N/ABM Freq Resp(x,y,z,f)

Loc: 4, 3, 3.7 mm Diff: 0.63dB



#16_HAC_T-Coil_WCDMA II_HSPA_Ch9400_Transversal (Y)

Communication System: WCDMA; Frequency: 1880 MHz

Medium: Air Medium parameters used: $\sigma = 0$ S/m, $\epsilon_r = 1$; $\rho = 0$ kg/m³

Ambient Temperature : 23.4 °C

DASY5 Configuration

- Probe: AM1DV3 - 3130; ; Calibrated: 2020/11/26
- Sensor-Surface: 0mm (Fix Surface)
- Electronics: DAE4 Sn915; Calibrated: 2020/6/22
- Phantom: HAC Test Arch with AMCC; Type: SD HAC P01 BA;
- Measurement SW: DASY52, Version 52.10 (4); SEMCAD X Version 14.6.14 (7483)


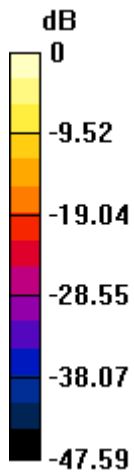
General Scans/y (transversal) 4.2mm 50 x 50/ABM Interpolated SNR(x,y,z) (121x121x1):

Interpolated grid: dx=1.000 mm, dy=1.000 mm

ABM1/ABM2 = 55.72 dB

ABM1 comp = 9.48 dBA/m

Location: 4.7, -4.7, 3.7 mm



0 dB = 611.2 = 55.72 dB

#17_HAC_T-Coil_WCDMA IV_HSPA_Ch1413_Axial (Z)

Communication System: WCDMA; Frequency: 1732.6 MHz

Medium: Air Medium parameters used: $\sigma = 0$ S/m, $\epsilon_r = 1$; $\rho = 0$ kg/m³

Ambient Temperature : 23.4 °C

DASY5 Configuration

- Probe: AM1DV3 - 3130; ; Calibrated: 2020/11/26
- Sensor-Surface: 0mm (Fix Surface)
- Electronics: DAE4 Sn915; Calibrated: 2020/6/22
- Phantom: HAC Test Arch with AMCC; Type: SD HAC P01 BA;
- Measurement SW: DASY52, Version 52.10 (4); SEMCAD X Version 14.6.14 (7483)


General Scans/z (axial) 4.2mm 50 x 50/ABM Interpolated SNR(x,y,z) (121x121x1):

Interpolated grid: dx=1.000 mm, dy=1.000 mm

ABM1/ABM2 = 61.20 dB

ABM1 comp = 17.68 dBA/m

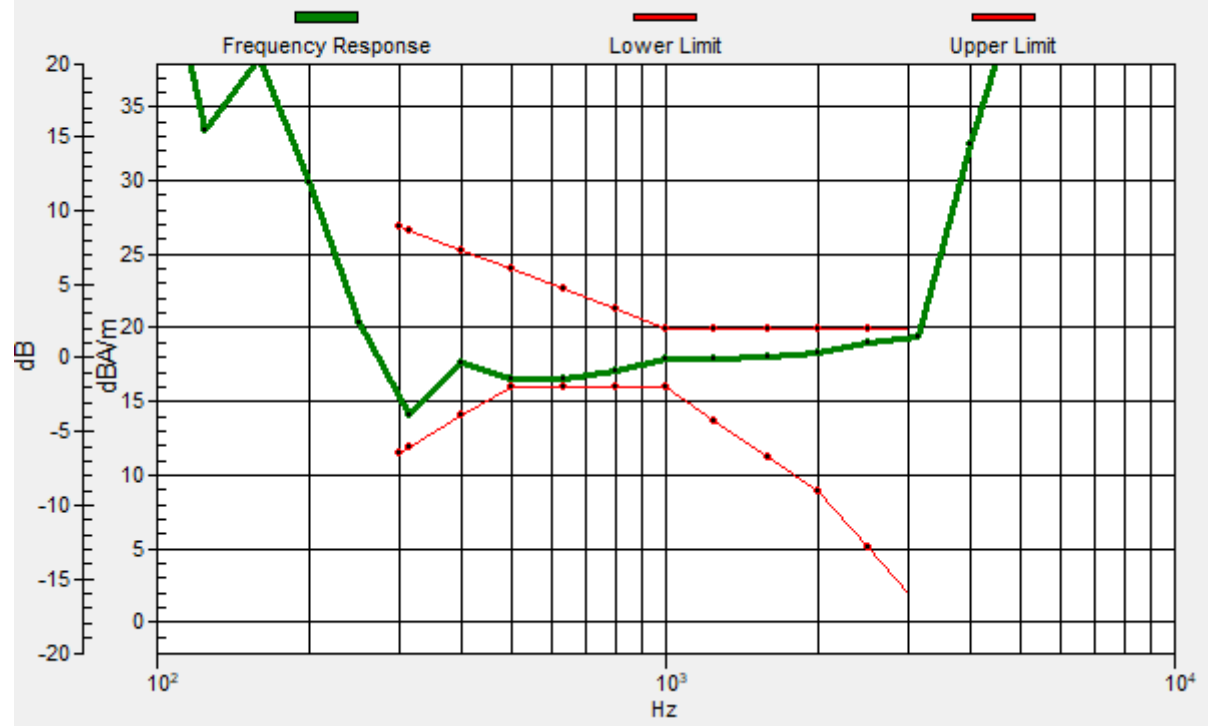
Location: 4, 3.7, 3.7 mm



0 dB = 1149 = 61.20 dB

General Scans/z (axial) wideband at best S/N/ABM Freq Resp(x,y,z,f)

Loc: 4, 3, 3.7 mm Diff: 0.5dB



#17_HAC_T-Coil_WCDMA IV_HSPA_Ch1413_Transversal (Y)

Communication System: WCDMA; Frequency: 1732.6 MHz

Medium: Air Medium parameters used: $\sigma = 0$ S/m, $\epsilon_r = 1$; $\rho = 0$ kg/m³

Ambient Temperature : 23.4 °C

DASY5 Configuration

- Probe: AM1DV3 - 3130; ; Calibrated: 2020/11/26
- Sensor-Surface: 0mm (Fix Surface)
- Electronics: DAE4 Sn915; Calibrated: 2020/6/22
- Phantom: HAC Test Arch with AMCC; Type: SD HAC P01 BA;
- Measurement SW: DASY52, Version 52.10 (4); SEMCAD X Version 14.6.14 (7483)


General Scans/y (transversal) 4.2mm 50 x 50/ABM Interpolated SNR(x,y,z) (121x121x1):

Interpolated grid: dx=1.000 mm, dy=1.000 mm

ABM1/ABM2 = 55.35 dB

ABM1 comp = 9.12 dBA/m

Location: 6.1, -4, 3.7 mm



0 dB = 585.4 = 55.35 dB

#18_HAC_T-Coil_WCDMA V_HSPA_Ch4182_Axial (Z)

Communication System: WCDMA; Frequency: 836.4 MHz

Medium: Air Medium parameters used: $\sigma = 0$ S/m, $\epsilon_r = 1$; $\rho = 0$ kg/m³

Ambient Temperature : 23.4 °C

DASY5 Configuration

- Probe: AM1DV3 - 3130; ; Calibrated: 2020/11/26
- Sensor-Surface: 0mm (Fix Surface)
- Electronics: DAE4 Sn915; Calibrated: 2020/6/22
- Phantom: HAC Test Arch with AMCC; Type: SD HAC P01 BA;
- Measurement SW: DASY52, Version 52.10 (4); SEMCAD X Version 14.6.14 (7483)


General Scans/z (axial) 4.2mm 50 x 50/ABM Interpolated SNR(x,y,z) (121x121x1):

Interpolated grid: dx=1.000 mm, dy=1.000 mm

ABM1/ABM2 = 60.77 dB

ABM1 comp = 18.06 dBA/m

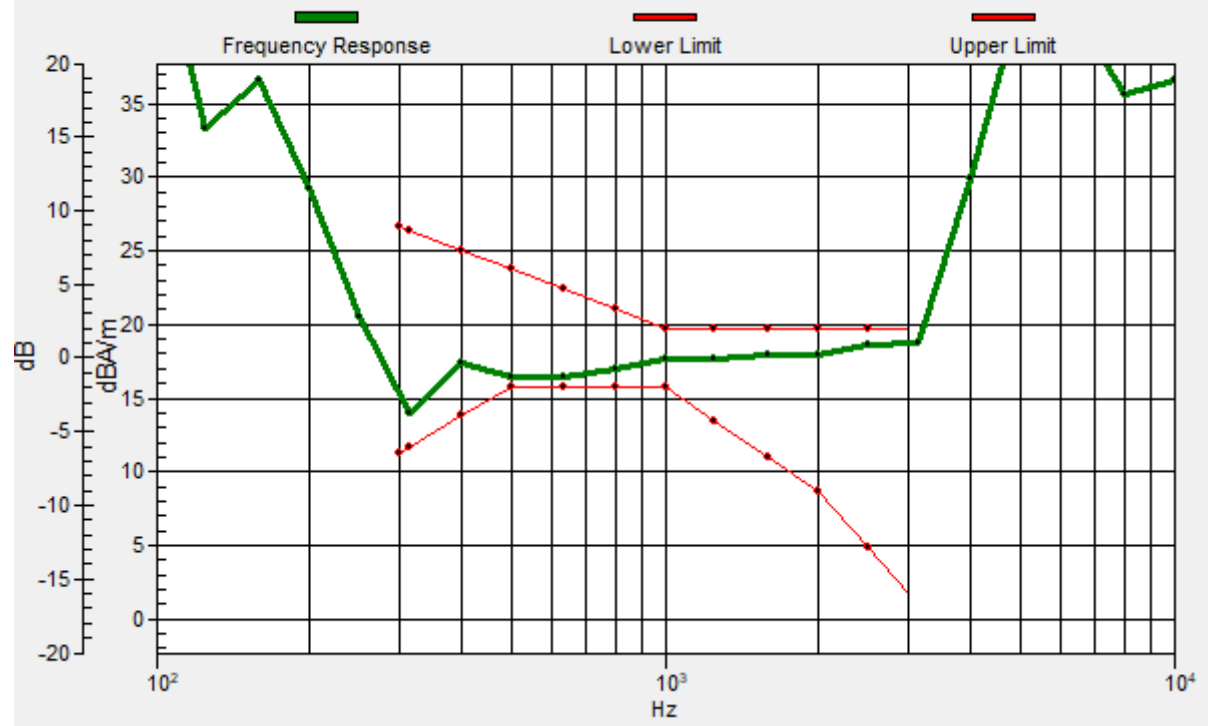
Location: 3.3, 2.3, 3.7 mm



0 dB = 1092 = 60.76 dB

General Scans/z (axial) wideband at best S/N/ABM Freq Resp(x,y,z,f)

Loc: 4, 3, 3.7 mm Diff: 0.7dB



#18_HAC_T-Coil_WCDMA V_HSPA_Ch4182_Transversal (Y)

Communication System: WCDMA; Frequency: 836.4 MHz

Medium: Air Medium parameters used: $\sigma = 0$ S/m, $\epsilon_r = 1$; $\rho = 0$ kg/m³

Ambient Temperature : 23.4 °C

DASY5 Configuration

- Probe: AM1DV3 - 3130; ; Calibrated: 2020/11/26
- Sensor-Surface: 0mm (Fix Surface)
- Electronics: DAE4 Sn915; Calibrated: 2020/6/22
- Phantom: HAC Test Arch with AMCC; Type: SD HAC P01 BA;
- Measurement SW: DASY52, Version 52.10 (4); SEMCAD X Version 14.6.14 (7483)


General Scans/y (transversal) 4.2mm 50 x 50/ABM Interpolated SNR(x,y,z) (121x121x1):

Interpolated grid: dx=1.000 mm, dy=1.000 mm

ABM1/ABM2 = 55.94 dB

ABM1 comp = 9.30 dBA/m

Location: 4.7, -4, 3.7 mm



0 dB = 626.4 = 55.94 dB

#19_HAC_T-Coil_LTE Band 48_20M_QPSK_1_0_Ch55830_Axial (Z)

Communication System: LTE TDD; Frequency: 3609 MHz

Medium: Air Medium parameters used: $\sigma = 0$ S/m, $\epsilon_r = 1$; $\rho = 0$ kg/m³

Ambient Temperature : 23.4 °C

DASY5 Configuration

- Probe: AM1DV3 - 3130; ; Calibrated: 2020/11/26
- Sensor-Surface: 0mm (Fix Surface)
- Electronics: DAE4 Sn915; Calibrated: 2020/6/22
- Phantom: HAC Test Arch with AMCC; Type: SD HAC P01 BA;
- Measurement SW: DASY52, Version 52.10 (4); SEMCAD X Version 14.6.14 (7483)


General Scans/z (axial) 4.2mm 50 x 50/ABM Interpolated SNR(x,y,z) (121x121x1):

Interpolated grid: dx=1.000 mm, dy=1.000 mm

ABM1/ABM2 = 48.44 dB

ABM1 comp = 18.43 dBA/m

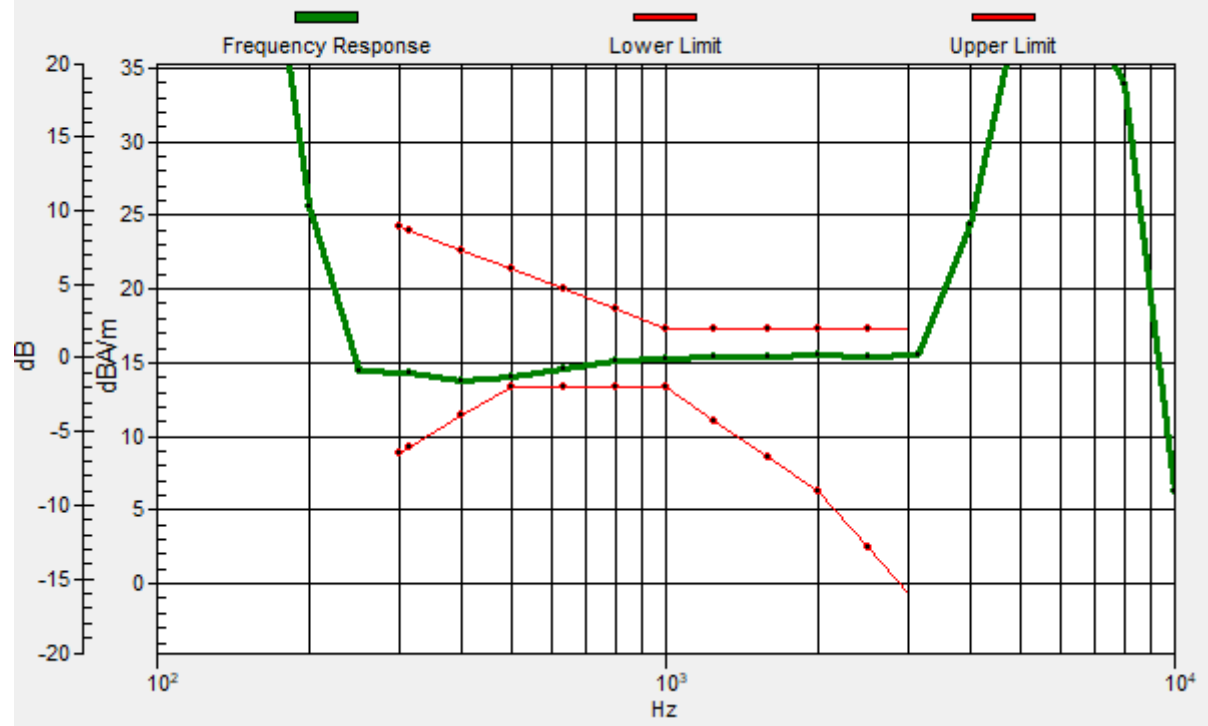
Location: 4, 3, 3.7 mm



0 dB = 264.3 = 48.44 dB

General Scans/z (axial) wideband at best S/N/ABM Freq Resp(x,y,z,f)

Loc: 4, 3, 3.7 mm Diff: 0.64dB



#19_HAC_T-Coil_LTE Band 48_20M_QPSK_1_0_Ch55830_Transversal (Y)

Communication System: LTE TDD; Frequency: 3609 MHz

Medium: Air Medium parameters used: $\sigma = 0$ S/m, $\epsilon_r = 1$; $\rho = 0$ kg/m³

Ambient Temperature : 23.4 °C

DASY5 Configuration

- Probe: AM1DV3 - 3130; ; Calibrated: 2020/11/26
- Sensor-Surface: 0mm (Fix Surface)
- Electronics: DAE4 Sn915; Calibrated: 2020/6/22
- Phantom: HAC Test Arch with AMCC; Type: SD HAC P01 BA;
- Measurement SW: DASY52, Version 52.10 (4); SEMCAD X Version 14.6.14 (7483)


General Scans/y (transversal) 4.2mm 50 x 50/ABM Interpolated SNR(x,y,z) (121x121x1):

Interpolated grid: dx=1.000 mm, dy=1.000 mm

ABM1/ABM2 = 50.80 dB

ABM1 comp = 8.46 dBA/m

Location: 1.9, -6.1, 3.7 mm



0 dB = 346.8 = 50.80 dB

#20_HAC_T-Coil_LTE Band 66_20M_QPSK_1_0_Ch132322_Axial (Z)

Communication System: LTE; Frequency: 1745 MHz

Medium: Air Medium parameters used: $\sigma = 0$ S/m, $\epsilon_r = 1$; $\rho = 0$ kg/m³

Ambient Temperature : 23.4 °C

DASY5 Configuration

- Probe: AM1DV3 - 3130; ; Calibrated: 2020/11/26
- Sensor-Surface: 0mm (Fix Surface)
- Electronics: DAE4 Sn915; Calibrated: 2020/6/22
- Phantom: HAC Test Arch with AMCC; Type: SD HAC P01 BA;
- Measurement SW: DASY52, Version 52.10 (4); SEMCAD X Version 14.6.14 (7483)


General Scans/z (axial) 4.2mm 50 x 50/ABM Interpolated SNR(x,y,z) (121x121x1):

Interpolated grid: dx=1.000 mm, dy=1.000 mm

ABM1/ABM2 = 56.88 dB

ABM1 comp = 18.88 dBA/m

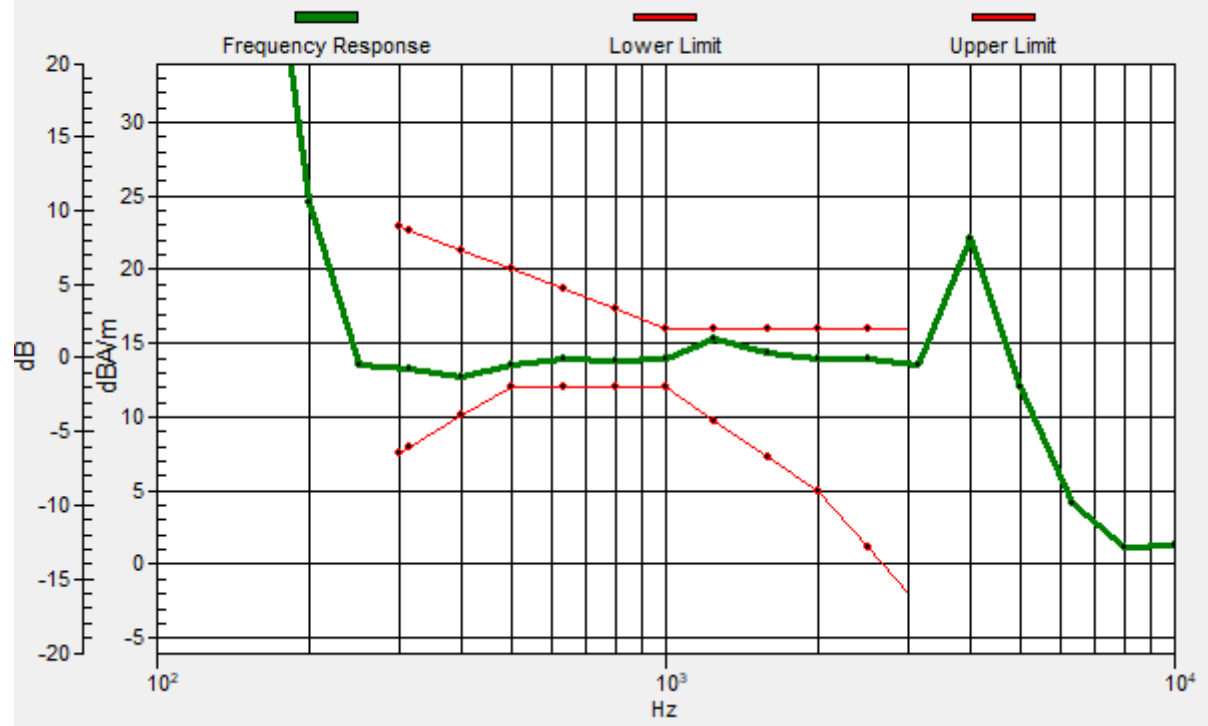
Location: 4.7, 3, 3.7 mm



0 dB = 698.2 = 56.88 dB

General Scans/z (axial) wideband at best S/N/ABM Freq Resp(x,y,z,f)

Loc: 4, 3, 3.7 mm Diff: 0.72dB



#20_HAC_T-Coil_LTE Band 66_20M_QPSK_1_0_Ch132322_Transversal (Y)

Communication System: LTE; Frequency: 1745 MHz

Medium: Air Medium parameters used: $\sigma = 0$ S/m, $\epsilon_r = 1$; $\rho = 0$ kg/m³

Ambient Temperature : 23.4 °C

DASY5 Configuration

- Probe: AM1DV3 - 3130; ; Calibrated: 2020/11/26
- Sensor-Surface: 0mm (Fix Surface)
- Electronics: DAE4 Sn915; Calibrated: 2020/6/22
- Phantom: HAC Test Arch with AMCC; Type: SD HAC P01 BA;
- Measurement SW: DASY52, Version 52.10 (4); SEMCAD X Version 14.6.14 (7483)


General Scans/y (transversal) 4.2mm 50 x 50/ABM Interpolated SNR(x,y,z) (121x121x1):

Interpolated grid: dx=1.000 mm, dy=1.000 mm

ABM1/ABM2 = 53.98 dB

ABM1 comp = 9.26 dBA/m

Location: 3.3, 11.4, 3.7 mm



0 dB = 499.8 = 53.98 dB

#21_HAC_T-Coil_WLAN2.4GHz_802.11b 1Mbps_Ch6;Axial (Z)

Communication System: 802.11b; Frequency: 2437 MHz

Medium: Air Medium parameters used: $\sigma = 0$ S/m, $\epsilon_r = 1$; $\rho = 0$ kg/m³

Ambient Temperature : 23.4 °C

DASY5 Configuration

- Probe: AM1DV3 - 3130; ; Calibrated: 2020/11/26
- Sensor-Surface: 0mm (Fix Surface)
- Electronics: DAE4 Sn915; Calibrated: 2020/6/22
- Phantom: HAC Test Arch with AMCC; Type: SD HAC P01 BA;
- Measurement SW: DASY52, Version 52.10 (4); SEMCAD X Version 14.6.14 (7483)


General Scans/z (axial) 4.2mm 50 x 50/ABM Interpolated SNR(x,y,z) (121x121x1):

Interpolated grid: dx=1.000 mm, dy=1.000 mm

ABM1/ABM2 = 55.68 dB

ABM1 comp = 18.59 dBA/m

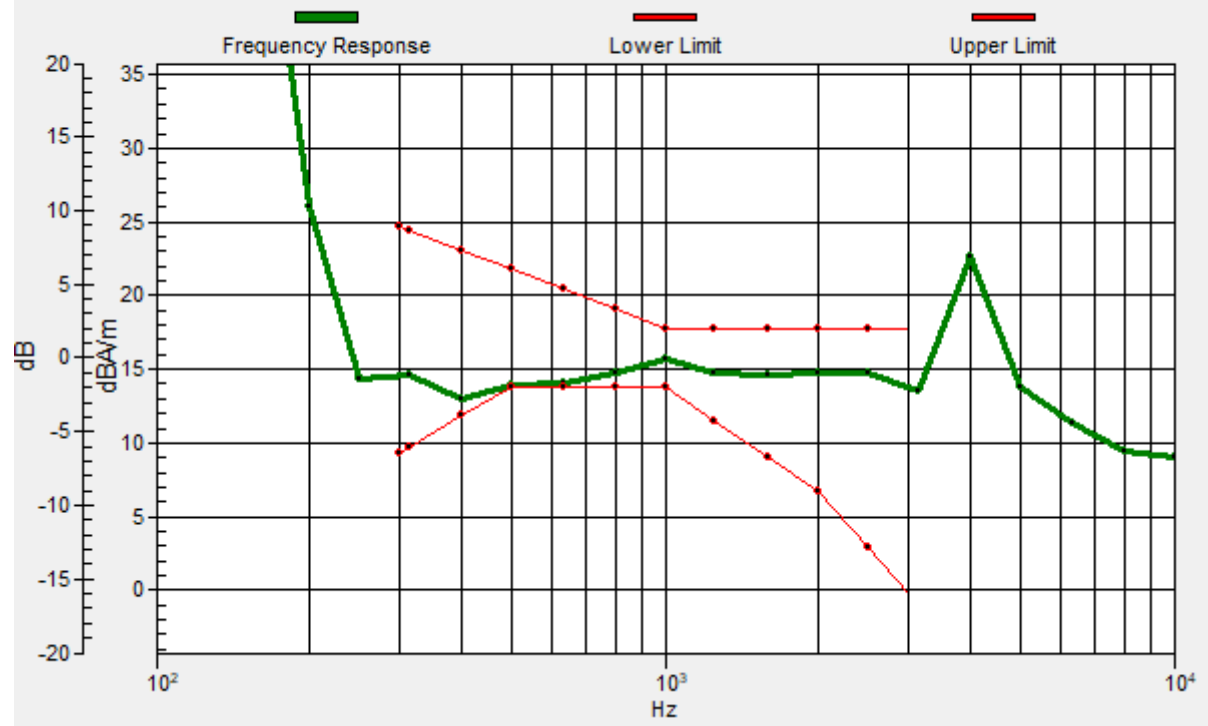
Location: 4, 3.7, 3.7 mm



0 dB = 608.2 = 55.68 dB

General Scans/z (axial) wideband at best S/N/ABM Freq Resp(x,y,z,f)

Loc: 4, 3, 3.7 mm Diff: 0.14dB



#21_HAC_T-Coil_WLAN2.4GHz_802.11b 1Mbps_Ch6;Transversal (Y)

Communication System: 802.11b; Frequency: 2437 MHz

Medium: Air Medium parameters used: $\sigma = 0$ S/m, $\epsilon_r = 1$; $\rho = 0$ kg/m³

Ambient Temperature : 23.4 °C

DASY5 Configuration

- Probe: AM1DV3 - 3130; ; Calibrated: 2020/11/26
- Sensor-Surface: 0mm (Fix Surface)
- Electronics: DAE4 Sn915; Calibrated: 2020/6/22
- Phantom: HAC Test Arch with AMCC; Type: SD HAC P01 BA;
- Measurement SW: DASY52, Version 52.10 (4); SEMCAD X Version 14.6.14 (7483)


General Scans/y (transversal) 4.2mm 50 x 50/ABM Interpolated SNR(x,y,z) (121x121x1):

Interpolated grid: dx=1.000 mm, dy=1.000 mm

ABM1/ABM2 = 51.21 dB

ABM1 comp = 7.91 dBA/m

Location: 1.2, -6.8, 3.7 mm



0 dB = 363.5 = 51.21 dB

#22_HAC_T-Coil_WLAN5GHz_802.11a 6Mbps_Ch40;Axial (Z)

Communication System: 802.11a; Frequency: 5200 MHz

Medium: Air Medium parameters used: $\sigma = 0$ S/m, $\epsilon_r = 1$; $\rho = 0$ kg/m³

Ambient Temperature : 23.4 °C

DASY5 Configuration

- Probe: AM1DV3 - 3130; ; Calibrated: 2020/11/26
- Sensor-Surface: 0mm (Fix Surface)
- Electronics: DAE4 Sn915; Calibrated: 2020/6/22
- Phantom: HAC Test Arch with AMCC; Type: SD HAC P01 BA;
- Measurement SW: DASY52, Version 52.10 (4); SEMCAD X Version 14.6.14 (7483)


General Scans/z (axial) 4.2mm 50 x 50/ABM Interpolated SNR(x,y,z) (121x121x1):

Interpolated grid: dx=1.000 mm, dy=1.000 mm

ABM1/ABM2 = 51.37 dB

ABM1 comp = 16.32 dBA/m

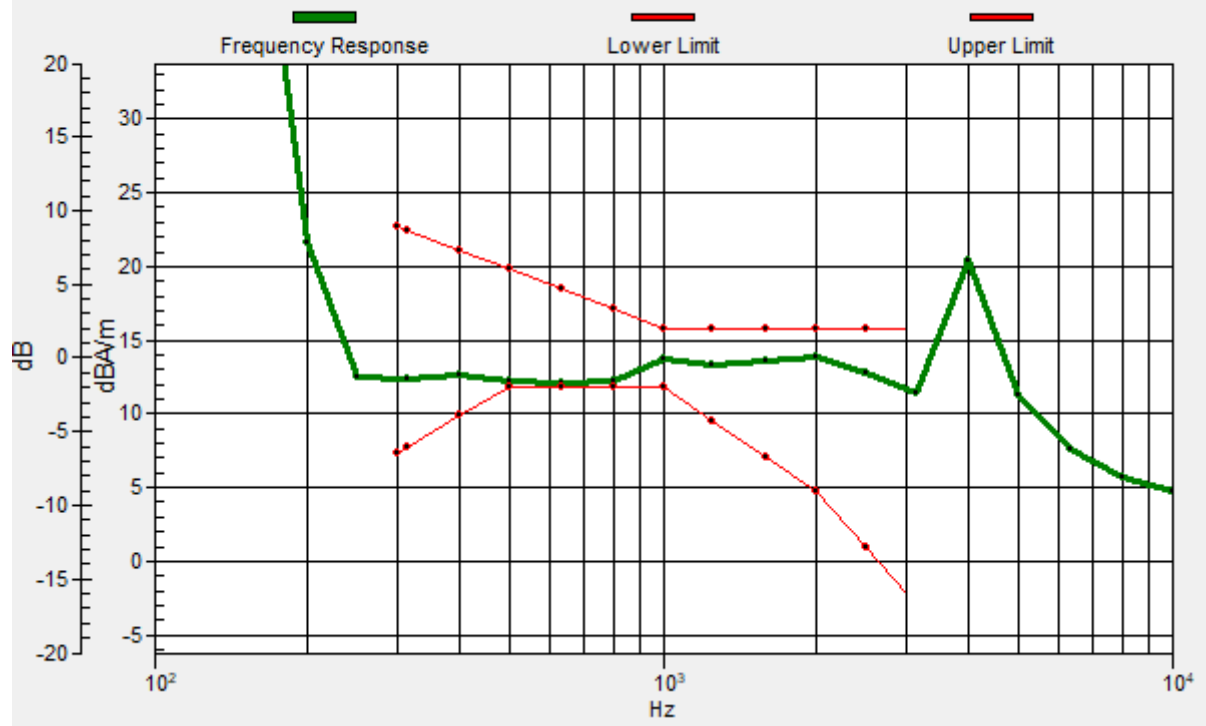
Location: 4, 7.2, 3.7 mm



0 dB = 370.1 = 51.37 dB

General Scans/z (axial) wideband at best S/N 2/ABM Freq Resp(x,y,z,f)

Loc: 4.1, 7.1, 3.7 mm Diff: 0.35dB



#22_HAC_T-Coil_WLAN5GHz_802.11a 6Mbps_Ch40;Transversal (Y)

Communication System: 802.11a; Frequency: 5200 MHz

Medium: Air Medium parameters used: $\sigma = 0$ S/m, $\epsilon_r = 1$; $\rho = 0$ kg/m³

Ambient Temperature : 23.4 °C

DASY5 Configuration

- Probe: AM1DV3 - 3130; ; Calibrated: 2020/11/26
- Sensor-Surface: 0mm (Fix Surface)
- Electronics: DAE4 Sn915; Calibrated: 2020/6/22
- Phantom: HAC Test Arch with AMCC; Type: SD HAC P01 BA;
- Measurement SW: DASY52, Version 52.10 (4); SEMCAD X Version 14.6.14 (7483)


General Scans/y (transversal) 4.2mm 50 x 50/ABM Interpolated SNR(x,y,z) (121x121x1):

Interpolated grid: dx=1.000 mm, dy=1.000 mm

ABM1/ABM2 = 49.76 dB

ABM1 comp = 4.58 dBA/m

Location: 2.6, -9.6, 3.7 mm



0 dB = 307.6 = 49.76 dB

#23_HAC_T-Coil_WLAN5GHz_802.11a_6Mbps_Ch60;Axial (Z)

Communication System: 802.11a; Frequency: 5300 MHz

Medium: Air Medium parameters used: $\sigma = 0$ S/m, $\epsilon_r = 1$; $\rho = 0$ kg/m³

Ambient Temperature : 23.4 °C

DASY5 Configuration

- Probe: AM1DV3 - 3130; ; Calibrated: 2020/11/26
- Sensor-Surface: 0mm (Fix Surface)
- Electronics: DAE4 Sn915; Calibrated: 2020/6/22
- Phantom: HAC Test Arch with AMCC; Type: SD HAC P01 BA;
- Measurement SW: DASY52, Version 52.10 (4); SEMCAD X Version 14.6.14 (7483)


General Scans/z (axial) 4.2mm 50 x 50/ABM Interpolated SNR(x,y,z) (121x121x1):

Interpolated grid: dx=1.000 mm, dy=1.000 mm

ABM1/ABM2 = 51.12 dB

ABM1 comp = 16.08 dBA/m

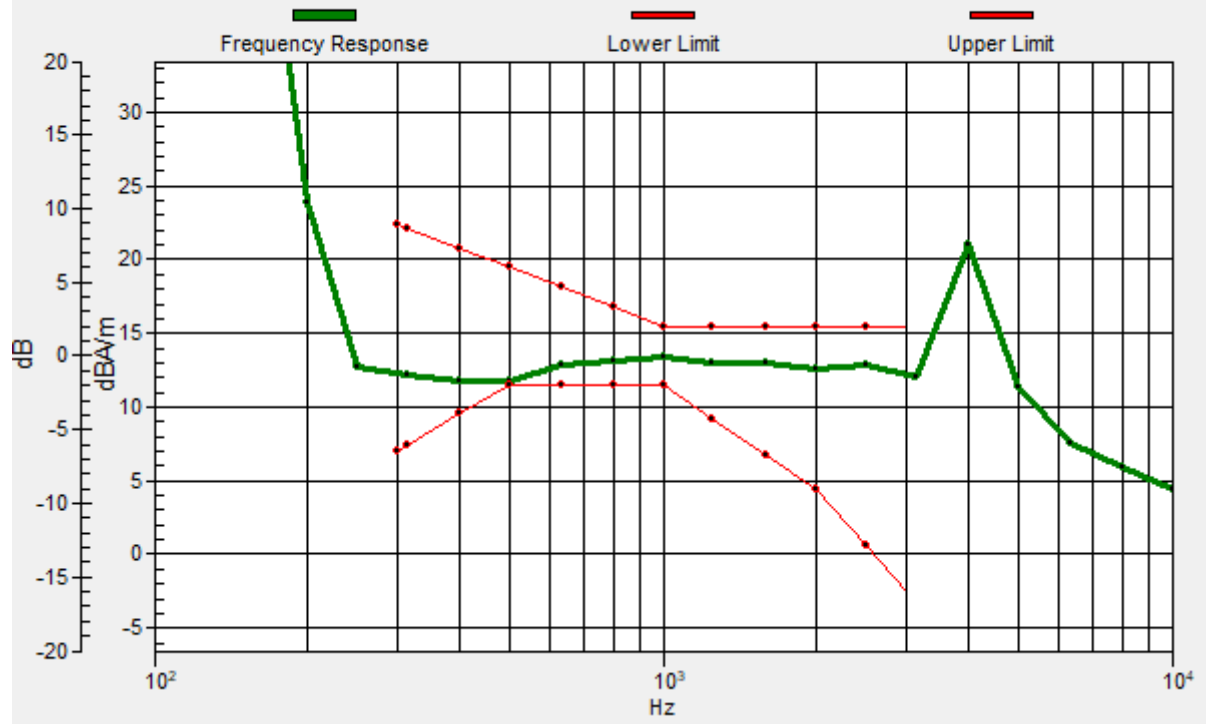
Location: 4, 7.2, 3.7 mm



0 dB = 359.9 = 51.12 dB

General Scans/z (axial) wideband at best S/N 2/ABM Freq Resp(x,y,z,f)

Loc: 4.1, 7, 3.7 mm Diff: 0.27dB



#23_HAC_T-Coil_WLAN5GHz_802.11a_6Mbps_Ch60;Transversal (Y)

Communication System: 802.11a; Frequency: 5300 MHz

Medium: Air Medium parameters used: $\sigma = 0$ S/m, $\epsilon_r = 1$; $\rho = 0$ kg/m³

Ambient Temperature : 23.4 °C

DASY5 Configuration

- Probe: AM1DV3 - 3130; ; Calibrated: 2020/11/26
- Sensor-Surface: 0mm (Fix Surface)
- Electronics: DAE4 Sn915; Calibrated: 2020/6/22
- Phantom: HAC Test Arch with AMCC; Type: SD HAC P01 BA;
- Measurement SW: DASY52, Version 52.10 (4); SEMCAD X Version 14.6.14 (7483)


General Scans/y (transversal) 4.2mm 50 x 50/ABM Interpolated SNR(x,y,z) (121x121x1):

Interpolated grid: dx=1.000 mm, dy=1.000 mm

ABM1/ABM2 = 49.50 dB

ABM1 comp = 5.79 dBA/m

Location: 1.9, -8.2, 3.7 mm



0 dB = 298.7 = 49.50 dB

#24_HAC_T-Coil_WLAN5GHz_802.11a 6Mbps_Ch124;Axial (Z)

Communication System: 802.11a; Frequency: 5620 MHz

Medium: Air Medium parameters used: $\sigma = 0$ S/m, $\epsilon_r = 1$; $\rho = 0$ kg/m³

Ambient Temperature : 23.4 °C

DASY5 Configuration

- Probe: AM1DV3 - 3130; ; Calibrated: 2020/11/26
- Sensor-Surface: 0mm (Fix Surface)
- Electronics: DAE4 Sn915; Calibrated: 2020/6/22
- Phantom: HAC Test Arch with AMCC; Type: SD HAC P01 BA;
- Measurement SW: DASY52, Version 52.10 (4); SEMCAD X Version 14.6.14 (7483)


General Scans/z (axial) 4.2mm 50 x 50/ABM Interpolated SNR(x,y,z) (121x121x1):

Interpolated grid: dx=1.000 mm, dy=1.000 mm

ABM1/ABM2 = 50.87 dB

ABM1 comp = 16.36 dBA/m

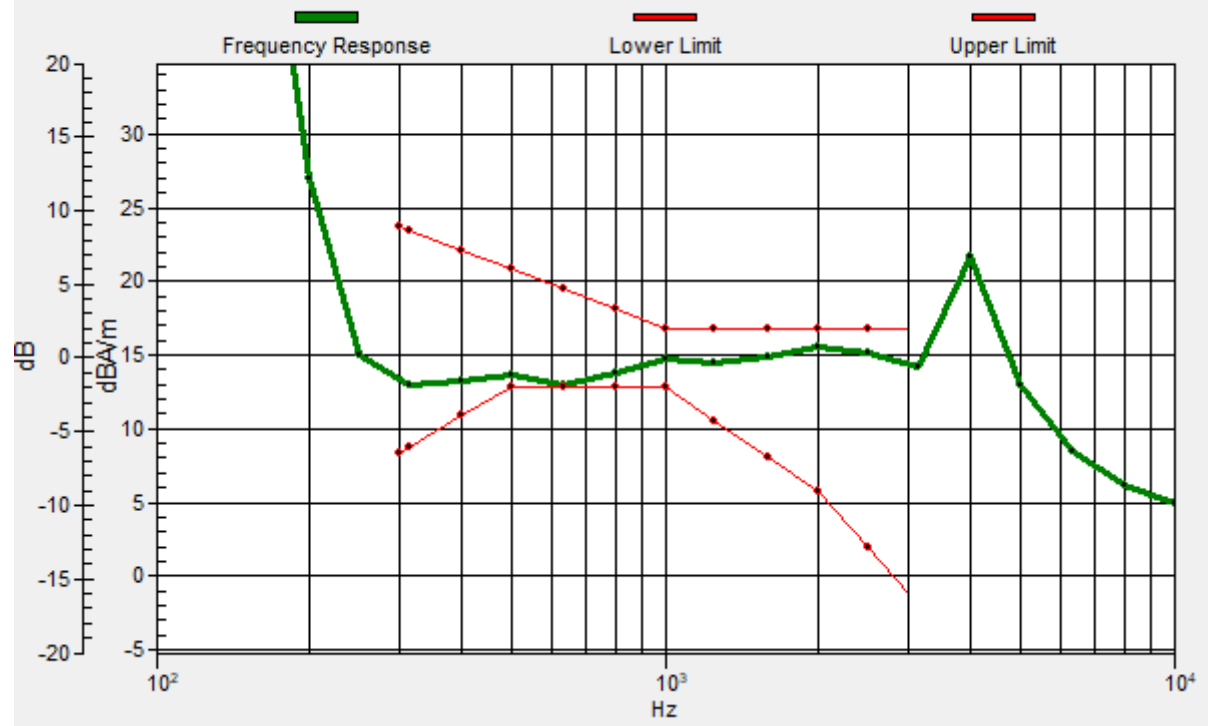
Location: 4, 6.5, 3.7 mm



0 dB = 349.6 = 50.87 dB

General Scans/z (axial) wideband at best S/N 2/ABM Freq Resp(x,y,z,f)

Loc: 4.1, 6.5, 3.7 mm Diff: 0.17dB



#24_HAC_T-Coil_WLAN5GHz_802.11a 6Mbps_Ch124;Transversal (Y)

Communication System: 802.11a; Frequency: 5620 MHz

Medium: Air Medium parameters used: $\sigma = 0$ S/m, $\epsilon_r = 1$; $\rho = 0$ kg/m³

Ambient Temperature : 23.4 °C

DASY5 Configuration

- Probe: AM1DV3 - 3130; ; Calibrated: 2020/11/26
- Sensor-Surface: 0mm (Fix Surface)
- Electronics: DAE4 Sn915; Calibrated: 2020/6/22
- Phantom: HAC Test Arch with AMCC; Type: SD HAC P01 BA;
- Measurement SW: DASY52, Version 52.10 (4); SEMCAD X Version 14.6.14 (7483)


General Scans/y (transversal) 4.2mm 50 x 50/ABM Interpolated SNR(x,y,z) (121x121x1):

Interpolated grid: dx=1.000 mm, dy=1.000 mm

ABM1/ABM2 = 49.24 dB

ABM1 comp = 5.94 dBA/m

Location: 1.2, -7.5, 3.7 mm



0 dB = 289.7 = 49.24 dB

#25_HAC_T-Coil_WLAN5GHz_802.11a_6Mbps_Ch157;Axial (Z)

Communication System: 802.11a; Frequency: 5785 MHz

Medium: Air Medium parameters used: $\sigma = 0$ S/m, $\epsilon_r = 1$; $\rho = 0$ kg/m³

Ambient Temperature : 23.4 °C

DASY5 Configuration

- Probe: AM1DV3 - 3130; ; Calibrated: 2020/11/26
- Sensor-Surface: 0mm (Fix Surface)
- Electronics: DAE4 Sn915; Calibrated: 2020/6/22
- Phantom: HAC Test Arch with AMCC; Type: SD HAC P01 BA;
- Measurement SW: DASY52, Version 52.10 (4); SEMCAD X Version 14.6.14 (7483)


General Scans/z (axial) 4.2mm 50 x 50/ABM Interpolated SNR(x,y,z) (121x121x1):

Interpolated grid: dx=1.000 mm, dy=1.000 mm

ABM1/ABM2 = 51.28 dB

ABM1 comp = 16.06 dBA/m

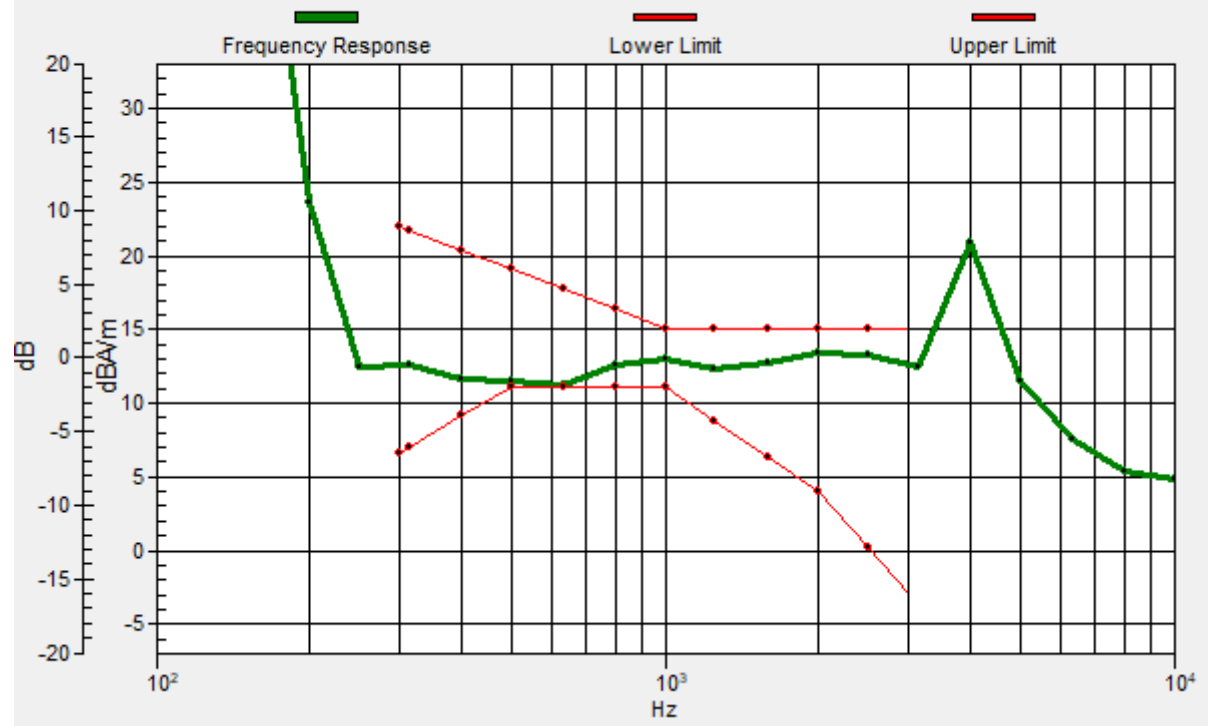
Location: 4, 7.2, 3.7 mm



0 dB = 366.5 = 51.28 dB

General Scans/z (axial) wideband at best S/N 2/ABM Freq Resp(x,y,z,f)

Loc: 4.1, 7, 3.7 mm Diff: 0.2dB



#25_HAC_T-Coil_WLAN5GHz_802.11a_6Mbps_Ch157;Transversal (Y)

Communication System: 802.11a; Frequency: 5785 MHz

Medium: Air Medium parameters used: $\sigma = 0$ S/m, $\epsilon_r = 1$; $\rho = 0$ kg/m³

Ambient Temperature : 23.4 °C

DASY5 Configuration

- Probe: AM1DV3 - 3130; ; Calibrated: 2020/11/26
- Sensor-Surface: 0mm (Fix Surface)
- Electronics: DAE4 Sn915; Calibrated: 2020/6/22
- Phantom: HAC Test Arch with AMCC; Type: SD HAC P01 BA;
- Measurement SW: DASY52, Version 52.10 (4); SEMCAD X Version 14.6.14 (7483)


General Scans/y (transversal) 4.2mm 50 x 50/ABM Interpolated SNR(x,y,z) (121x121x1):

Interpolated grid: dx=1.000 mm, dy=1.000 mm

ABM1/ABM2 = 50.04 dB

ABM1 comp = 7.32 dBA/m

Location: 1.2, -6.1, 3.7 mm



0 dB = 317.8 = 50.04 dB

#26_HAC_T-Coil_WLAN2.4GHz_802.11b 1Mbps_Ch6;Axial (Z)

Communication System: 802.11b; Frequency: 2437 MHz

Medium: Air Medium parameters used: $\sigma = 0$ S/m, $\epsilon_r = 1$; $\rho = 0$ kg/m³

Ambient Temperature : 23.4 °C

DASY5 Configuration

- Probe: AM1DV3 - 3130; ; Calibrated: 2020/11/26
- Sensor-Surface: 0mm (Fix Surface)
- Electronics: DAE4 Sn915; Calibrated: 2020/6/22
- Phantom: HAC Test Arch with AMCC; Type: SD HAC P01 BA;
- Measurement SW: DASY52, Version 52.10 (4); SEMCAD X Version 14.6.14 (7483)


General Scans/z (axial) 4.2mm 50 x 50/ABM Interpolated SNR(x,y,z) (121x121x1):

Interpolated grid: dx=1.000 mm, dy=1.000 mm

ABM1/ABM2 = 55.59 dB

ABM1 comp = 18.45 dBA/m

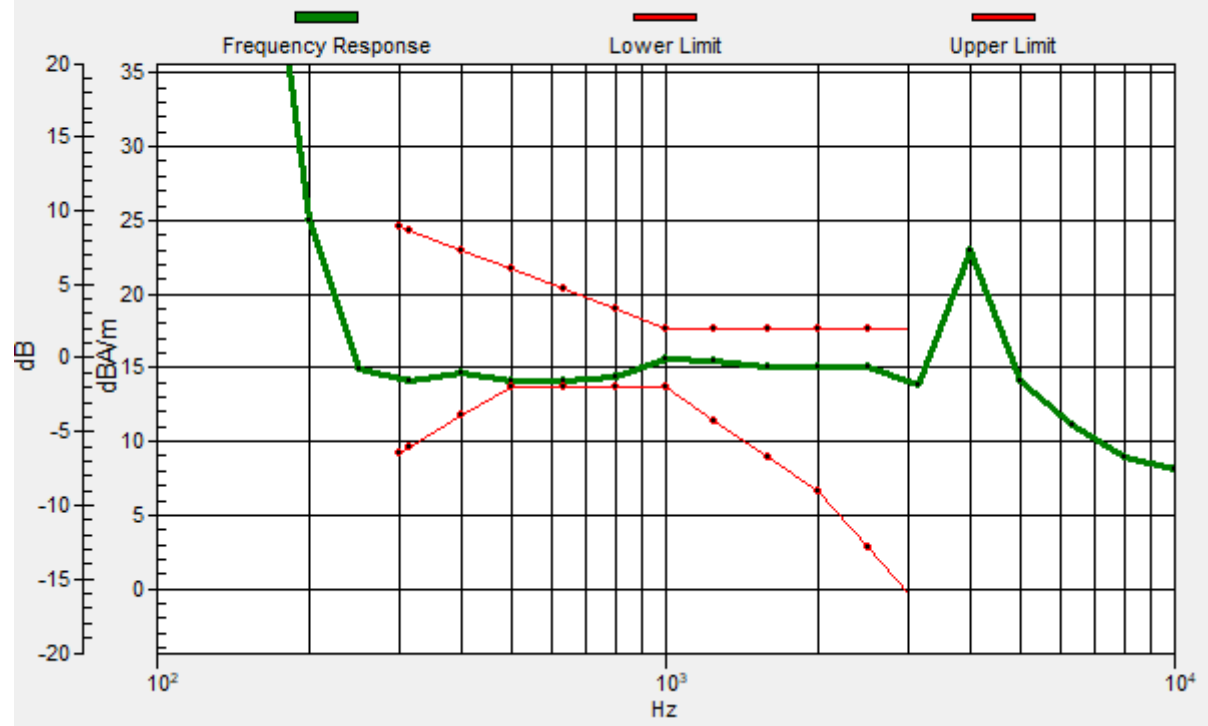
Location: 4, 4.4, 3.7 mm



0 dB = 601.7 = 55.59 dB

General Scans/z (axial) wideband at best S/N/ABM Freq Resp(x,y,z,f)

Loc: 3.9, 4.1, 3.7 mm Diff: 0.4dB



#26_HAC_T-Coil_WLAN2.4GHz_802.11b 1Mbps_Ch6;Transversal (Y)

Communication System: 802.11b; Frequency: 2437 MHz

Medium: Air Medium parameters used: $\sigma = 0$ S/m, $\epsilon_r = 1$; $\rho = 0$ kg/m³

Ambient Temperature : 23.4 °C

DASY5 Configuration

- Probe: AM1DV3 - 3130; ; Calibrated: 2020/11/26
- Sensor-Surface: 0mm (Fix Surface)
- Electronics: DAE4 Sn915; Calibrated: 2020/6/22
- Phantom: HAC Test Arch with AMCC; Type: SD HAC P01 BA;
- Measurement SW: DASY52, Version 52.10 (4); SEMCAD X Version 14.6.14 (7483)


General Scans/y (transversal) 4.2mm 50 x 50/ABM Interpolated SNR(x,y,z) (121x121x1):

Interpolated grid: dx=1.000 mm, dy=1.000 mm

ABM1/ABM2 = 51.31 dB

ABM1 comp = 6.71 dBA/m

Location: -0.2, -6.8, 3.7 mm



0 dB = 367.9 = 51.31 dB

#27_HAC_T-Coil_WLAN5GHz_802.11a 6Mbps_Ch40;Axial (Z)

Communication System: 802.11a; Frequency: 5200 MHz

Medium: Air Medium parameters used: $\sigma = 0$ S/m, $\epsilon_r = 1$; $\rho = 0$ kg/m³

Ambient Temperature : 23.4 °C

DASY5 Configuration

- Probe: AM1DV3 - 3130; ; Calibrated: 2020/11/26
- Sensor-Surface: 0mm (Fix Surface)
- Electronics: DAE4 Sn915; Calibrated: 2020/6/22
- Phantom: HAC Test Arch with AMCC; Type: SD HAC P01 BA;
- Measurement SW: DASY52, Version 52.10 (4); SEMCAD X Version 14.6.14 (7483)


General Scans/z (axial) 4.2mm 50 x 50/ABM Interpolated SNR(x,y,z) (121x121x1):

Interpolated grid: dx=1.000 mm, dy=1.000 mm

ABM1/ABM2 = 51.19 dB

ABM1 comp = 17.88 dBA/m

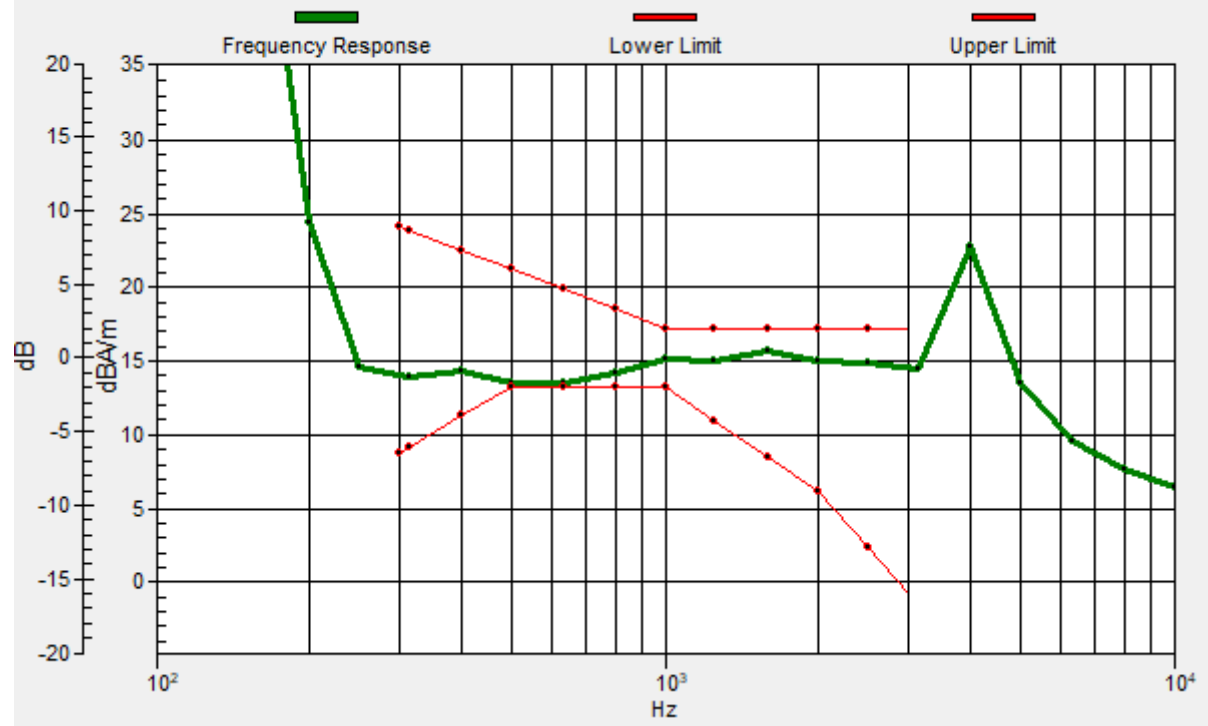
Location: 4, 5.8, 3.7 mm



0 dB = 362.5 = 51.19 dB

General Scans/z (axial) wideband at best S/N/ABM Freq Resp(x,y,z,f)

Loc: 4.2, 5.5, 3.7 mm Diff: 0.33dB



#27_HAC_T-Coil_WLAN5GHz_802.11a 6Mbps_Ch40;Transversal (Y)

Communication System: 802.11a; Frequency: 5200 MHz

Medium: Air Medium parameters used: $\sigma = 0$ S/m, $\epsilon_r = 1$; $\rho = 0$ kg/m³

Ambient Temperature : 23.4 °C

DASY5 Configuration

- Probe: AM1DV3 - 3130; ; Calibrated: 2020/11/26
- Sensor-Surface: 0mm (Fix Surface)
- Electronics: DAE4 Sn915; Calibrated: 2020/6/22
- Phantom: HAC Test Arch with AMCC; Type: SD HAC P01 BA;
- Measurement SW: DASY52, Version 52.10 (4); SEMCAD X Version 14.6.14 (7483)


General Scans/y (transversal) 4.2mm 50 x 50/ABM Interpolated SNR(x,y,z) (121x121x1):

Interpolated grid: dx=1.000 mm, dy=1.000 mm

ABM1/ABM2 = 50.47 dB

ABM1 comp = 5.20 dBA/m

Location: 1.9, -9.6, 3.7 mm



0 dB = 333.7 = 50.47 dB

#28_HAC_T-Coil_WLAN5GHz_802.11a 6Mbps_Ch60;Axial (Z)

Communication System: 802.11a; Frequency: 5300 MHz

Medium: Air Medium parameters used: $\sigma = 0$ S/m, $\epsilon_r = 1$; $\rho = 0$ kg/m³

Ambient Temperature : 23.4 °C

DASY5 Configuration

- Probe: AM1DV3 - 3130; ; Calibrated: 2020/11/26
- Sensor-Surface: 0mm (Fix Surface)
- Electronics: DAE4 Sn915; Calibrated: 2020/6/22
- Phantom: HAC Test Arch with AMCC; Type: SD HAC P01 BA;
- Measurement SW: DASY52, Version 52.10 (4); SEMCAD X Version 14.6.14 (7483)


General Scans/z (axial) 4.2mm 50 x 50/ABM Interpolated SNR(x,y,z) (121x121x1):

Interpolated grid: dx=1.000 mm, dy=1.000 mm

ABM1/ABM2 = 50.97 dB

ABM1 comp = 15.71 dBA/m

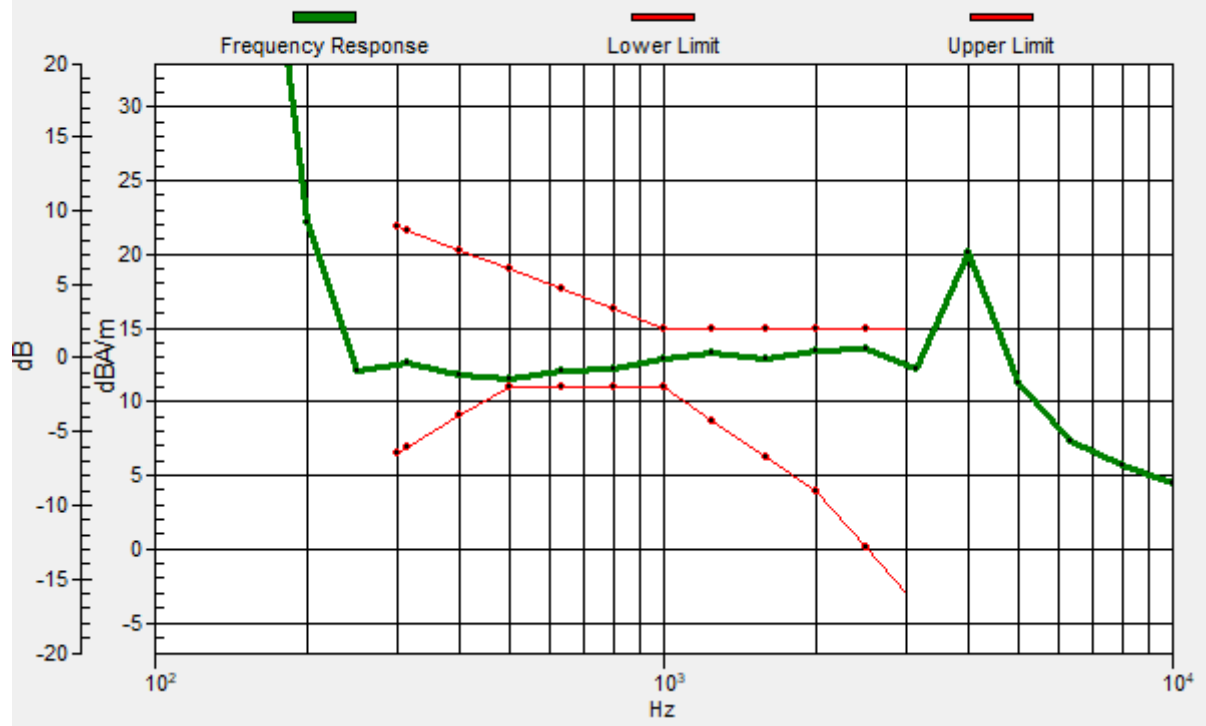
Location: 4, 7.2, 3.7 mm



0 dB = 353.6 = 50.97 dB

General Scans/z (axial) wideband at best S/N 2/ABM Freq Resp(x,y,z,f)

Loc: 4.1, 7.3, 3.7 mm Diff: 0.6dB



#28_HAC_T-Coil_WLAN5GHz_802.11a_6Mbps_Ch60;Transversal (Y)

Communication System: 802.11a; Frequency: 5300 MHz

Medium: Air Medium parameters used: $\sigma = 0$ S/m, $\epsilon_r = 1$; $\rho = 0$ kg/m³

Ambient Temperature : 23.4 °C

DASY5 Configuration

- Probe: AM1DV3 - 3130; ; Calibrated: 2020/11/26
- Sensor-Surface: 0mm (Fix Surface)
- Electronics: DAE4 Sn915; Calibrated: 2020/6/22
- Phantom: HAC Test Arch with AMCC; Type: SD HAC P01 BA;
- Measurement SW: DASY52, Version 52.10 (4); SEMCAD X Version 14.6.14 (7483)


General Scans/y (transversal) 4.2mm 50 x 50/ABM Interpolated SNR(x,y,z) (121x121x1):

Interpolated grid: dx=1.000 mm, dy=1.000 mm

ABM1/ABM2 = 49.47 dB

ABM1 comp = 5.40 dBA/m

Location: 1.2, -8.2, 3.7 mm



0 dB = 297.6 = 49.47 dB

#29_HAC_T-Coil_WLAN5GHz_802.11a_6Mbps_Ch124;Axial (Z)

Communication System: 802.11a; Frequency: 5620 MHz

Medium: Air Medium parameters used: $\sigma = 0$ S/m, $\epsilon_r = 1$; $\rho = 0$ kg/m³

Ambient Temperature : 23.4 °C

DASY5 Configuration

- Probe: AM1DV3 - 3130; ; Calibrated: 2020/11/26
- Sensor-Surface: 0mm (Fix Surface)
- Electronics: DAE4 Sn915; Calibrated: 2020/6/22
- Phantom: HAC Test Arch with AMCC; Type: SD HAC P01 BA;
- Measurement SW: DASY52, Version 52.10 (4); SEMCAD X Version 14.6.14 (7483)


General Scans/z (axial) 4.2mm 50 x 50/ABM Interpolated SNR(x,y,z) (121x121x1):

Interpolated grid: dx=1.000 mm, dy=1.000 mm

ABM1/ABM2 = 50.75 dB

ABM1 comp = 16.56 dBA/m

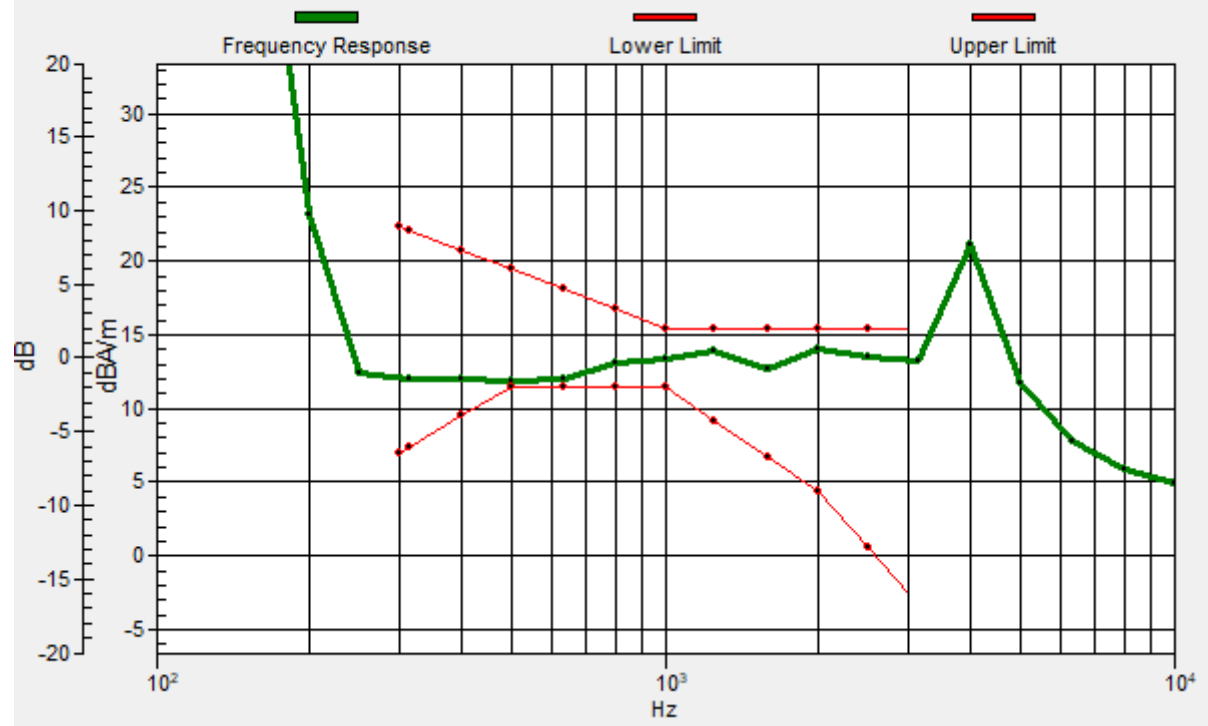
Location: 4, 6.5, 3.7 mm



0 dB = 344.8 = 50.75 dB

General Scans/z (axial) wideband at best S/N/ABM Freq Resp(x,y,z,f)

Loc: 4.1, 6.9, 3.7 mm Diff: 0.41dB



#29_HAC_T-Coil_WLAN5GHz_802.11a_6Mbps_Ch124;Transversal (Y)

Communication System: 802.11a; Frequency: 5620 MHz

Medium: Air Medium parameters used: $\sigma = 0$ S/m, $\epsilon_r = 1$; $\rho = 0$ kg/m³

Ambient Temperature : 23.4 °C

DASY5 Configuration

- Probe: AM1DV3 - 3130; ; Calibrated: 2020/11/26
- Sensor-Surface: 0mm (Fix Surface)
- Electronics: DAE4 Sn915; Calibrated: 2020/6/22
- Phantom: HAC Test Arch with AMCC; Type: SD HAC P01 BA;
- Measurement SW: DASY52, Version 52.10 (4); SEMCAD X Version 14.6.14 (7483)


General Scans/y (transversal) 4.2mm 50 x 50/ABM Interpolated SNR(x,y,z) (121x121x1):

Interpolated grid: dx=1.000 mm, dy=1.000 mm

ABM1/ABM2 = 49.60 dB

ABM1 comp = 5.51 dBA/m

Location: 1.2, -8.2, 3.7 mm



0 dB = 301.9 = 49.60 dB

#30_HAC_T-Coil_WLAN5GHz_802.11a_6Mbps_Ch157;Axial (Z)

Communication System: 802.11a; Frequency: 5785 MHz

Medium: Air Medium parameters used: $\sigma = 0$ S/m, $\epsilon_r = 1$; $\rho = 0$ kg/m³

Ambient Temperature : 23.4 °C

DASY5 Configuration

- Probe: AM1DV3 - 3130; ; Calibrated: 2020/11/26
- Sensor-Surface: 0mm (Fix Surface)
- Electronics: DAE4 Sn915; Calibrated: 2020/6/22
- Phantom: HAC Test Arch with AMCC; Type: SD HAC P01 BA;
- Measurement SW: DASY52, Version 52.10 (4); SEMCAD X Version 14.6.14 (7483)


General Scans/z (axial) 4.2mm 50 x 50/ABM Interpolated SNR(x,y,z) (121x121x1):

Interpolated grid: dx=1.000 mm, dy=1.000 mm

ABM1/ABM2 = 51.71 dB

ABM1 comp = 16.60 dBA/m

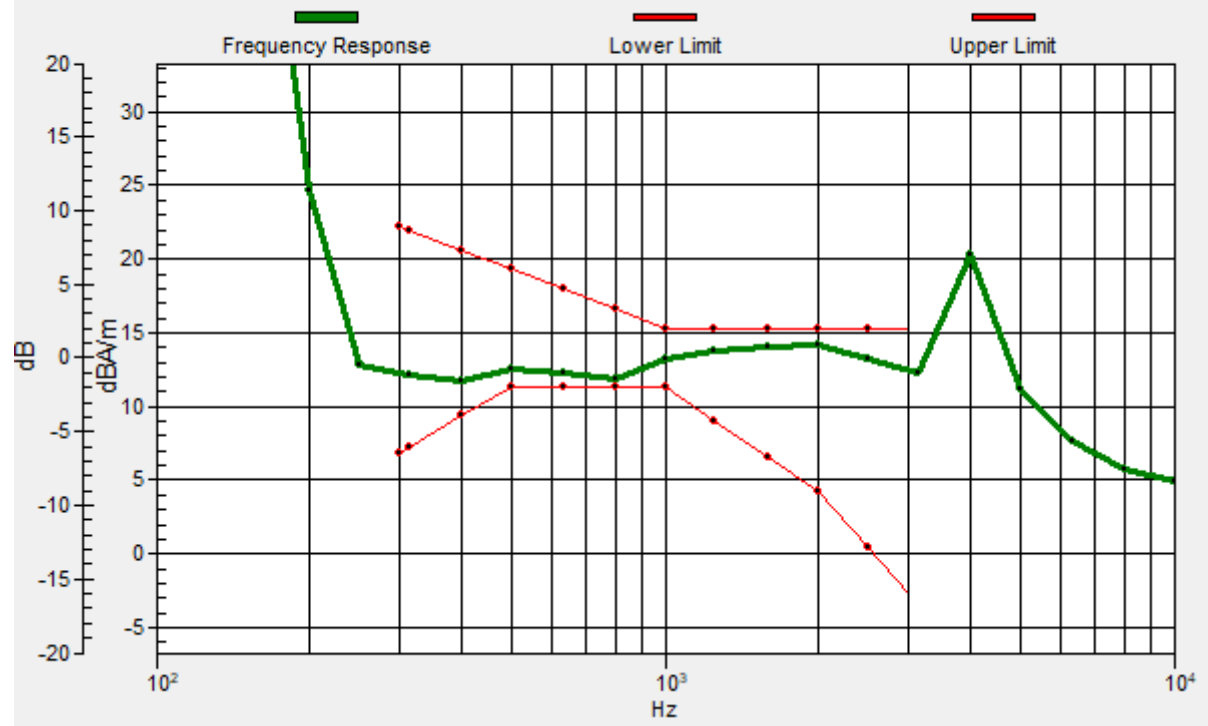
Location: 4, 6.5, 3.7 mm



0 dB = 385.0 = 51.71 dB

General Scans/z (axial) wideband at best S/N/ABM Freq Resp(x,y,z,f)

Loc: 4.1, 6.5, 3.7 mm Diff: 0.52dB



#30_HAC_T-Coil_WLAN5GHz_802.11a 6Mbps_Ch157;Transversal (Y)

Communication System: 802.11a; Frequency: 5785 MHz

Medium: Air Medium parameters used: $\sigma = 0$ S/m, $\epsilon_r = 1$; $\rho = 0$ kg/m³

Ambient Temperature : 23.4 °C

DASY5 Configuration

- Probe: AM1DV3 - 3130; ; Calibrated: 2020/11/26
- Sensor-Surface: 0mm (Fix Surface)
- Electronics: DAE4 Sn915; Calibrated: 2020/6/22
- Phantom: HAC Test Arch with AMCC; Type: SD HAC P01 BA;
- Measurement SW: DASY52, Version 52.10 (4); SEMCAD X Version 14.6.14 (7483)


General Scans/y (transversal) 4.2mm 50 x 50/ABM Interpolated SNR(x,y,z) (121x121x1):

Interpolated grid: dx=1.000 mm, dy=1.000 mm

ABM1/ABM2 = 50.38 dB

ABM1 comp = 7.10 dBA/m

Location: 0.5, -6.1, 3.7 mm



0 dB = 330.2 = 50.38 dB

#31_HAC_T-Coil_LTE Band 2_20M_QPSK_1_0_Ch18900_Axial (Z)

Communication System: LTE; Frequency: 1880 MHz

Medium: Air Medium parameters used: $\sigma = 0$ S/m, $\epsilon_r = 1$; $\rho = 0$ kg/m³

Ambient Temperature : 23.4 °C

DASY5 Configuration

- Probe: AM1DV3 - 3130; ; Calibrated: 2020/11/26
- Sensor-Surface: 0mm (Fix Surface)
- Electronics: DAE4 Sn915; Calibrated: 2020/6/22
- Phantom: HAC Test Arch with AMCC; Type: SD HAC P01 BA;
- Measurement SW: DASY52, Version 52.10 (4); SEMCAD X Version 14.6.14 (7483)


General Scans/z (axial) 4.2mm 50 x 50/ABM Interpolated SNR(x,y,z) (121x121x1):

Interpolated grid: dx=1.000 mm, dy=1.000 mm

ABM1/ABM2 = 57.55 dB

ABM1 comp = 18.37 dBA/m

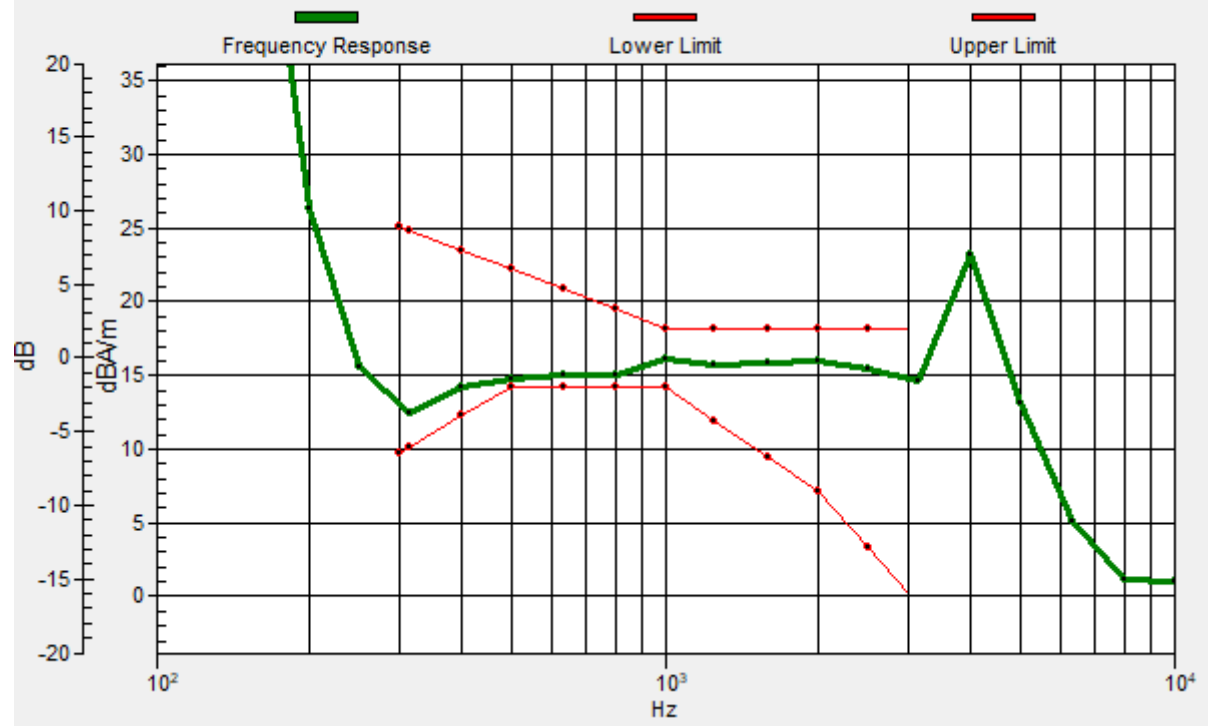
Location: 4.7, 3.7, 3.7 mm



0 dB = 754.5 = 57.55 dB

General Scans/z (axial) wideband at best S/N/ABM Freq Resp(x,y,z,f)

Loc: 4, 3, 3.7 mm Diff: 0.62dB



#31_HAC_T-Coil_LTE Band 2_20M_QPSK_1_0_Ch18900_Transversal (Y)

Communication System: LTE; Frequency: 1880 MHz

Medium: Air Medium parameters used: $\sigma = 0$ S/m, $\epsilon_r = 1$; $\rho = 0$ kg/m³

Ambient Temperature : 23.4 °C

DASY5 Configuration

- Probe: AM1DV3 - 3130; ; Calibrated: 2020/11/26
- Sensor-Surface: 0mm (Fix Surface)
- Electronics: DAE4 Sn915; Calibrated: 2020/6/22
- Phantom: HAC Test Arch with AMCC; Type: SD HAC P01 BA;
- Measurement SW: DASY52, Version 52.10 (4); SEMCAD X Version 14.6.14 (7483)

General Scans/y (transversal) 4.2mm 50 x 50/ABM Interpolated SNR(x,y,z) (121x121x1):

Interpolated grid: dx=1.000 mm, dy=1.000 mm

ABM1/ABM2 = 53.97 dB

ABM1 comp = 9.31 dBA/m

Location: 3.3, -4.7, 3.7 mm



#32_HAC_T-Coil_LTE Band 5_10M_QPSK_1_0_Ch20525_Axial (Z)

Communication System: LTE; Frequency: 836.5 MHz

Medium: Air Medium parameters used: $\sigma = 0$ S/m, $\epsilon_r = 1$; $\rho = 0$ kg/m³

Ambient Temperature : 23.4 °C

DASY5 Configuration

- Probe: AM1DV3 - 3130; ; Calibrated: 2020/11/26
- Sensor-Surface: 0mm (Fix Surface)
- Electronics: DAE4 Sn915; Calibrated: 2020/6/22
- Phantom: HAC Test Arch with AMCC; Type: SD HAC P01 BA;
- Measurement SW: DASY52, Version 52.10 (4); SEMCAD X Version 14.6.14 (7483)


General Scans/z (axial) 4.2mm 50 x 50/ABM Interpolated SNR(x,y,z) (121x121x1):

Interpolated grid: dx=1.000 mm, dy=1.000 mm

ABM1/ABM2 = 58.81 dB

ABM1 comp = 17.96 dBA/m

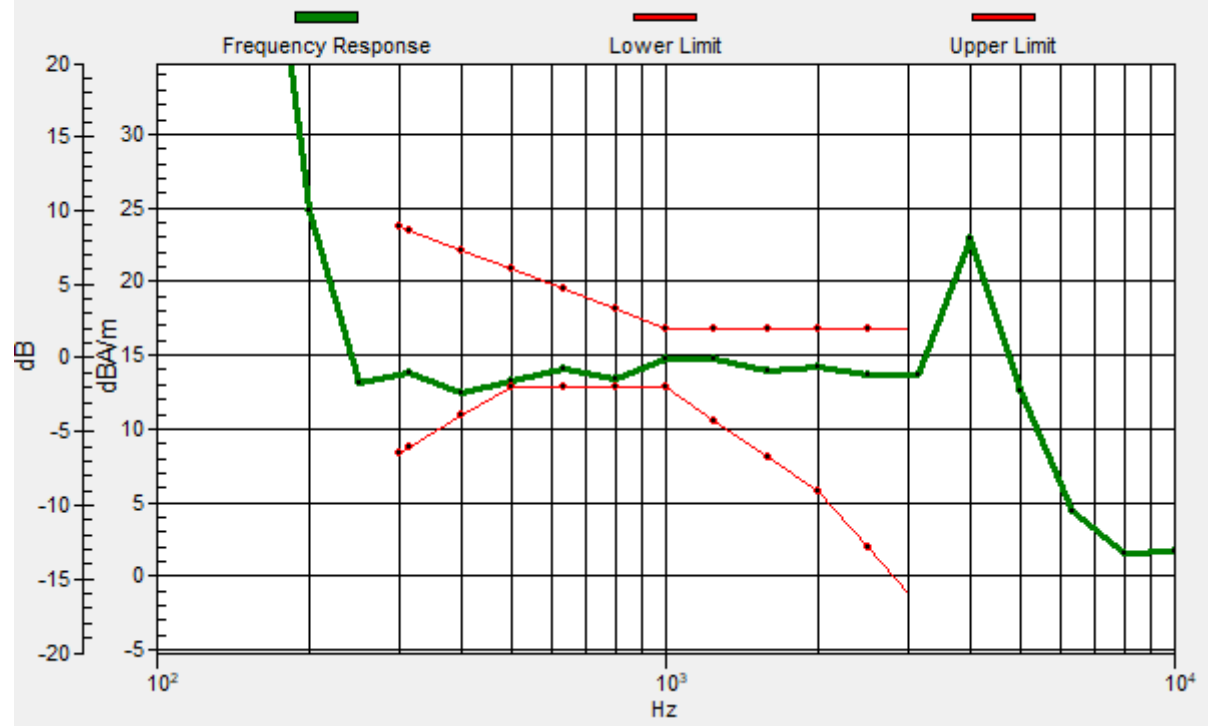
Location: 5.4, 3.7, 3.7 mm



0 dB = 872.4 = 58.81 dB

General Scans/z (axial) wideband at best S/N/ABM Freq Resp(x,y,z,f)

Loc: 4, 3, 3.7 mm Diff: 0.38dB



#32_HAC_T-Coil_LTE Band 5_10M_QPSK_1_0_Ch20525_Transversal (Y)

Communication System: LTE; Frequency: 836.5 MHz

Medium: Air Medium parameters used: $\sigma = 0$ S/m, $\epsilon_r = 1$; $\rho = 0$ kg/m³

Ambient Temperature : 23.4 °C

DASY5 Configuration

- Probe: AM1DV3 - 3130; ; Calibrated: 2020/11/26
- Sensor-Surface: 0mm (Fix Surface)
- Electronics: DAE4 Sn915; Calibrated: 2020/6/22
- Phantom: HAC Test Arch with AMCC; Type: SD HAC P01 BA;
- Measurement SW: DASY52, Version 52.10 (4); SEMCAD X Version 14.6.14 (7483)


General Scans/y (transversal) 4.2mm 50 x 50/ABM Interpolated SNR(x,y,z) (121x121x1):

Interpolated grid: dx=1.000 mm, dy=1.000 mm

ABM1/ABM2 = 54.11 dB

ABM1 comp = 8.68 dBA/m

Location: 3.3, -4.7, 3.7 mm



0 dB = 507.4 = 54.11 dB

#33_HAC_T-Coil_LTE Band 41_20M_QPSK_1_0_Ch40620_Axial (Z)

Communication System: LTE TDD; Frequency: 2593 MHz

Medium: Air Medium parameters used: $\sigma = 0$ S/m, $\epsilon_r = 1$; $\rho = 0$ kg/m³

Ambient Temperature : 23.4 °C

DASY5 Configuration

- Probe: AM1DV3 - 3130; ; Calibrated: 2020/11/26
- Sensor-Surface: 0mm (Fix Surface)
- Electronics: DAE4 Sn915; Calibrated: 2020/6/22
- Phantom: HAC Test Arch with AMCC; Type: SD HAC P01 BA;
- Measurement SW: DASY52, Version 52.10 (4); SEMCAD X Version 14.6.14 (7483)


General Scans/z (axial) 4.2mm 50 x 50/ABM Interpolated SNR(x,y,z) (121x121x1):

Interpolated grid: dx=1.000 mm, dy=1.000 mm

ABM1/ABM2 = 46.75 dB

ABM1 comp = 18.57 dBA/m

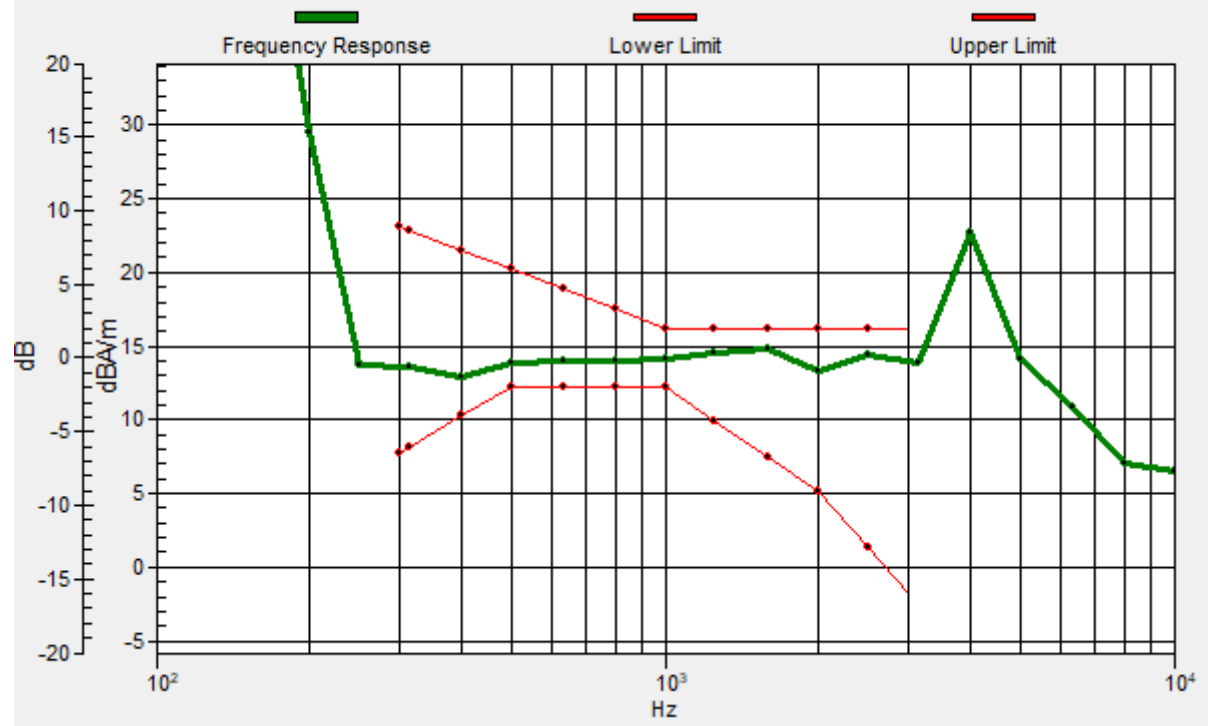
Location: 4, 3, 3.7 mm



0 dB = 217.6 = 46.75 dB

General Scans/z (axial) wideband at best S/N/ABM Freq Resp(x,y,z,f)

Loc: 4, 3, 3.7 mm Diff: 1.46dB



#33_HAC_T-Coil_LTE Band 41_20M_QPSK_1_0_Ch40620_Transversal (Y)

Communication System: LTE TDD; Frequency: 2593 MHz

Medium: Air Medium parameters used: $\sigma = 0$ S/m, $\epsilon_r = 1$; $\rho = 0$ kg/m³

Ambient Temperature : 23.4 °C

DASY5 Configuration

- Probe: AM1DV3 - 3130; ; Calibrated: 2020/11/26
- Sensor-Surface: 0mm (Fix Surface)
- Electronics: DAE4 Sn915; Calibrated: 2020/6/22
- Phantom: HAC Test Arch with AMCC; Type: SD HAC P01 BA;
- Measurement SW: DASY52, Version 52.10 (4); SEMCAD X Version 14.6.14 (7483)


General Scans/y (transversal) 4.2mm 50 x 50/ABM Interpolated SNR(x,y,z) (121x121x1):

Interpolated grid: dx=1.000 mm, dy=1.000 mm

ABM1/ABM2 = 45.70 dB

ABM1 comp = 5.00 dBA/m

Location: -1.6, -6.8, 3.7 mm



0 dB = 192.7 = 45.70 dB

#34_HAC_T-Coil_LTE Band 66_20M_QPSK_1_0_Ch132322_Axial (Z)

Communication System: LTE; Frequency: 1745 MHz

Medium: Air Medium parameters used: $\sigma = 0$ S/m, $\epsilon_r = 1$; $\rho = 0$ kg/m³

Ambient Temperature : 23.4 °C

DASY5 Configuration

- Probe: AM1DV3 - 3130; ; Calibrated: 2020/11/26
- Sensor-Surface: 0mm (Fix Surface)
- Electronics: DAE4 Sn915; Calibrated: 2020/6/22
- Phantom: HAC Test Arch with AMCC; Type: SD HAC P01 BA;
- Measurement SW: DASY52, Version 52.10 (4); SEMCAD X Version 14.6.14 (7483)


General Scans/z (axial) 4.2mm 50 x 50/ABM Interpolated SNR(x,y,z) (121x121x1):

Interpolated grid: dx=1.000 mm, dy=1.000 mm

ABM1/ABM2 = 56.88 dB

ABM1 comp = 18.88 dBA/m

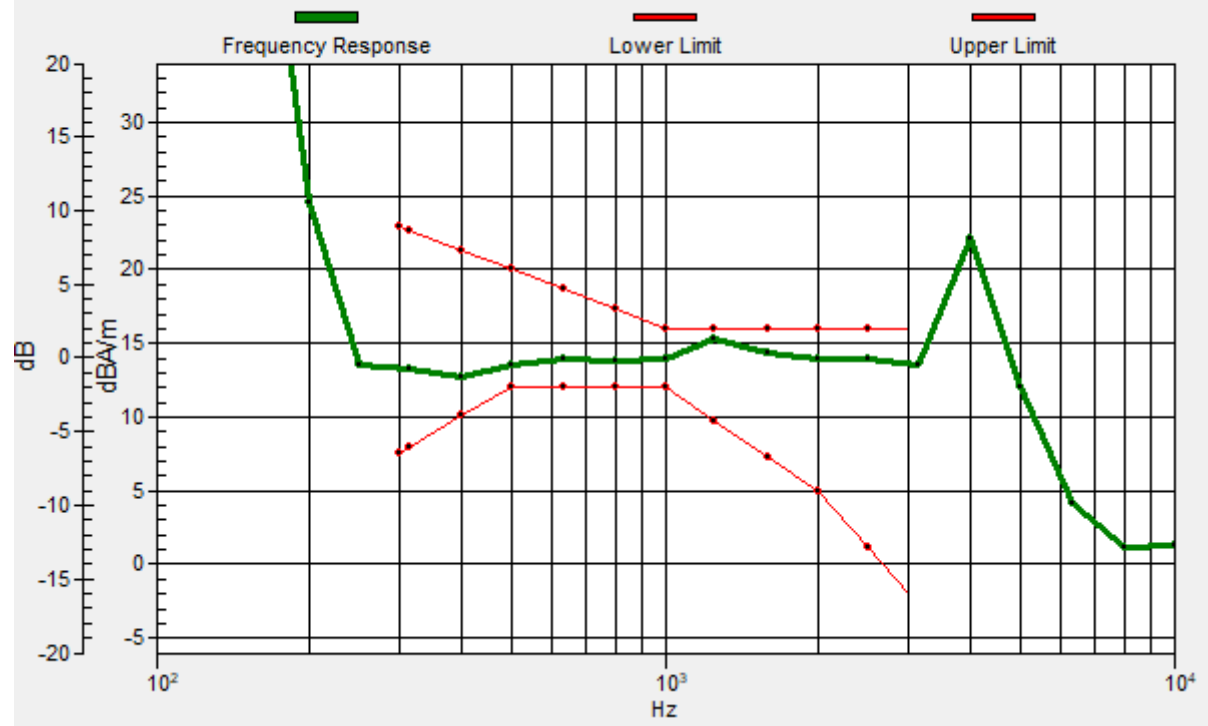
Location: 4.7, 3, 3.7 mm



0 dB = 698.2 = 56.88 dB

General Scans/z (axial) wideband at best S/N/ABM Freq Resp(x,y,z,f)

Loc: 4, 3, 3.7 mm Diff: 0.72dB



#34_HAC_T-Coil_LTE Band 66_20M_QPSK_1_0_Ch132322_Transversal (Y)

Communication System: LTE; Frequency: 1745 MHz

Medium: Air Medium parameters used: $\sigma = 0$ S/m, $\epsilon_r = 1$; $\rho = 0$ kg/m³

Ambient Temperature : 23.4 °C

DASY5 Configuration

- Probe: AM1DV3 - 3130; ; Calibrated: 2020/11/26
- Sensor-Surface: 0mm (Fix Surface)
- Electronics: DAE4 Sn915; Calibrated: 2020/6/22
- Phantom: HAC Test Arch with AMCC; Type: SD HAC P01 BA;
- Measurement SW: DASY52, Version 52.10 (4); SEMCAD X Version 14.6.14 (7483)


General Scans/y (transversal) 4.2mm 50 x 50/ABM Interpolated SNR(x,y,z) (121x121x1):

Interpolated grid: dx=1.000 mm, dy=1.000 mm

ABM1/ABM2 = 53.98 dB

ABM1 comp = 9.26 dBA/m

Location: 3.3, 11.4, 3.7 mm



#35_HAC_T-Coil_LTE Band 71_20M_QPSK_1_0_Ch133322_Axial (Z)

Communication System: LTE; Frequency: 683 MHz

Medium: Air Medium parameters used: $\sigma = 0$ S/m, $\epsilon_r = 1$; $\rho = 0$ kg/m³

Ambient Temperature : 23.4 °C

DASY5 Configuration

- Probe: AM1DV3 - 3130; ; Calibrated: 2020/11/26
- Sensor-Surface: 0mm (Fix Surface)
- Electronics: DAE4 Sn915; Calibrated: 2020/6/22
- Phantom: HAC Test Arch with AMCC; Type: SD HAC P01 BA;
- Measurement SW: DASY52, Version 52.10 (4); SEMCAD X Version 14.6.14 (7483)


General Scans/z (axial) 4.2mm 50 x 50/ABM Interpolated SNR(x,y,z) (121x121x1):

Interpolated grid: dx=1.000 mm, dy=1.000 mm

ABM1/ABM2 = 57.64 dB

ABM1 comp = 18.32 dBA/m

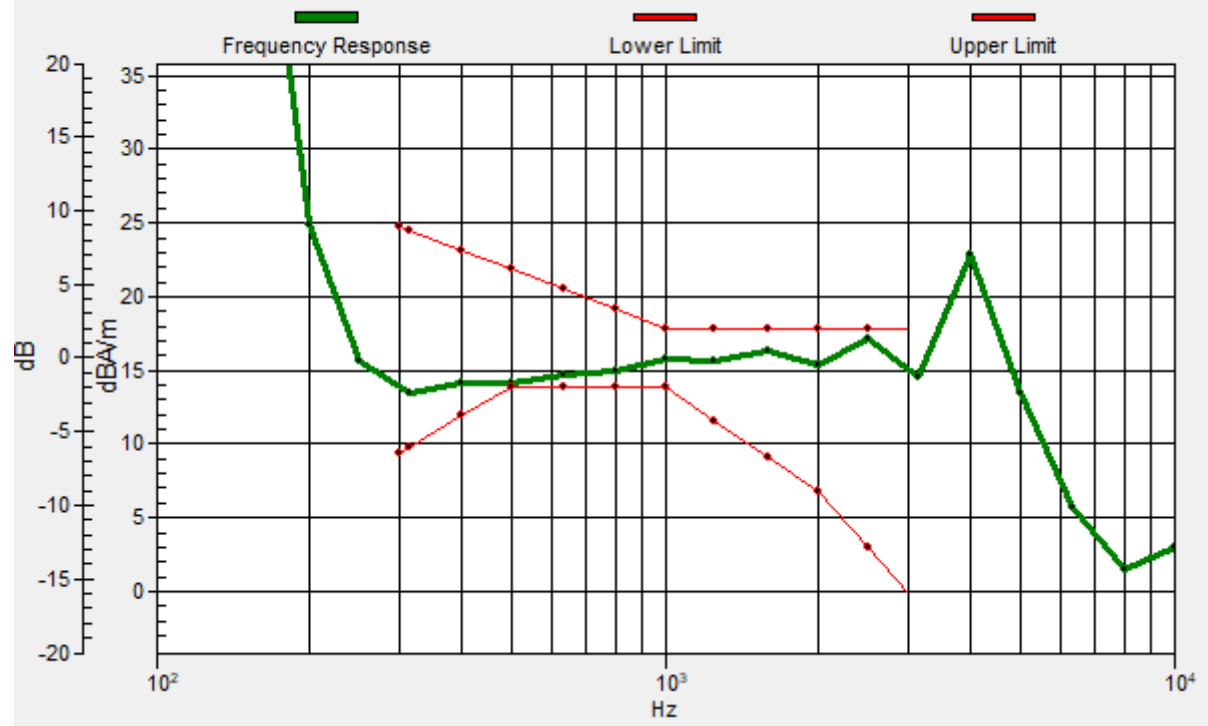
Location: 4.7, 3, 3.7 mm



0 dB = 762.3 = 57.64 dB

General Scans/z (axial) wideband at best S/N/ABM Freq Resp(x,y,z,f)

Loc: 4, 3, 3.7 mm Diff: 0.37dB



#35_HAC_T-Coil_LTE Band 71_20M_QPSK_1_0_Ch133322_Transversal (Y)

Communication System: LTE; Frequency: 683 MHz

Medium: Air Medium parameters used: $\sigma = 0$ S/m, $\epsilon_r = 1$; $\rho = 0$ kg/m³

Ambient Temperature : 23.4 °C

DASY5 Configuration

- Probe: AM1DV3 - 3130; ; Calibrated: 2020/11/26
- Sensor-Surface: 0mm (Fix Surface)
- Electronics: DAE4 Sn915; Calibrated: 2020/6/22
- Phantom: HAC Test Arch with AMCC; Type: SD HAC P01 BA;
- Measurement SW: DASY52, Version 52.10 (4); SEMCAD X Version 14.6.14 (7483)


General Scans/y (transversal) 4.2mm 50 x 50/ABM Interpolated SNR(x,y,z) (121x121x1):

Interpolated grid: dx=1.000 mm, dy=1.000 mm

ABM1/ABM2 = 54.58 dB

ABM1 comp = 9.37 dBA/m

Location: 4, -4.7, 3.7 mm



0 dB = 535.6 = 54.58 dB