


Setup Photographs

<Conducted Emission>

Remote View





Rear View




<Radiated Emission>

Y Plane for Ant. 0


<30MHz~1GHz>



<1GHz~18GHz>



<18GHz~25GHz>




Z Plane for Ant. 1


<30MHz~1GHz>



<1GHz~18GHz>



<18GHz~25GHz>



————THE END————