

APPENDIX C: SAR TISSUE SPECIFICATIONS

Measurement Procedure for Tissue verification:

- 1) The network analyzer and probe system was configured and calibrated.
- 2) The probe was immersed in the tissue. The tissue was placed in a nonmetallic container. Trapped air bubbles beneath the flange were minimized by placing the probe at a slight angle.
- 3) The complex admittance with respect to the probe aperture was measured
- 4) The complex relative permittivity ϵ' can be calculated from the below equation (Pournaropoulos and Misra):

$$Y = \frac{j2\omega\epsilon_r\epsilon_0}{[\ln(b/a)]^2} \int_a^b \int_a^b \int_0^\pi \cos\phi' \frac{\exp[-j\omega r(\mu_0\epsilon_r'\epsilon_0)^{1/2}]}{r} d\phi' d\rho' d\rho$$

where Y is the admittance of the probe in contact with the sample, the primed and unprimed coordinates refer to source and observation points, respectively, $r^2 = \rho^2 + \rho'^2 - 2\rho\rho' \cos\phi'$, ω is the angular frequency, and $j = \sqrt{-1}$.

3 Composition / Information on ingredients

3.2 Mixtures

Description: Aqueous solution with surfactants and inhibitors

Declarable, or hazardous components:

CAS: 107-21-1 EINECS: 203-473-3 Reg.nr.: 01-2119456816-28-0000	Ethanediol STOT RE 2, H373; Acute Tox. 4, H302	>1.0-4.9%
CAS: 68608-26-4 EINECS: 271-781-5 Reg.nr.: 01-2119527859-22-0000	Sodium petroleum sulfonate Eye Irrit. 2, H319	< 2.9%
CAS: 107-41-5 EINECS: 203-489-0 Reg.nr.: 01-2119539582-35-0000	Hexylene Glycol / 2-Methyl-pentane-2,4-diol Skin Irrit. 2, H315; Eye Irrit. 2, H319	< 2.9%
CAS: 68920-66-1 NLP: 500-236-9 Reg.nr.: 01-2119489407-26-0000	Alkoxyated alcohol, > C₁₆ Aquatic Chronic 2, H411; Skin Irrit. 2, H315; Eye Irrit. 2, H319	< 2.0%

Additional information:

For the wording of the listed risk phrases refer to section 16.

Not mentioned CAS-, EINECS- or registration numbers are to be regarded as Proprietary/Confidential.

The specific chemical identity and/or exact percentage concentration of proprietary components is withheld as a trade secret.

Figure C-1

Note: Liquid recipes are proprietary SPEAG. Since the composition is approximate to the actual liquids utilized, the manufacturer tissue-equivalent liquid data sheets are provided below.

FCC ID: PY7-58692W	SAR EVALUATION REPORT	Approved by: Technical Manager
DUT Type: Portable Handset		APPENDIX C: Page 1 of 4

Measurement Certificate / Material Test

Item Name	Body Tissue Simulating Liquid (MBBL600-6000V6)
Product No.	SL AAM U16 BC (Batch: 210621-3)
Manufacturer	SPEAG

Measurement Method

TSL dielectric parameters measured using calibrated DAK probe.

Target Parameters

Target parameters as defined in the KDB 865664 compliance standard.

Test Condition

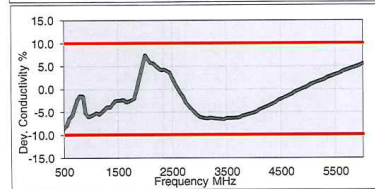
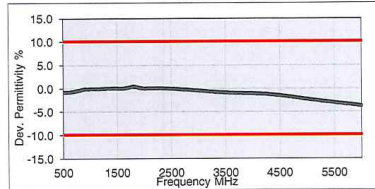
Ambient Condition 22°C ; 30% humidity
 TSL Temperature 22°C
 Test Date 23-Jun-21
 Operator WM

Additional Information

TSL Density
 TSL Heat-capacity

Results

f [MHz]	Measured			Target		Diff.to Target [%]	
	e'	e''	sigma	eps	sigma	Δ-eps	Δ-sigma
600	55.7	26.7	0.89	56.1	0.95	-0.7	-6.3
750	55.3	22.5	0.94	55.5	0.96	-0.4	-2.1
800	55.1	21.5	0.96	55.3	0.97	-0.4	-1.0
825	55.1	21.1	0.97	55.2	0.98	-0.3	-1.0
835	55.1	20.8	0.97	55.1	0.99	0.0	-1.5
850	55.0	20.6	0.97	55.2	0.99	-0.3	-2.0
900	54.9	19.9	0.99	55.0	1.05	-0.2	-5.7
1400	54.1	15.9	1.24	54.1	1.28	0.0	-3.1
1450	54.0	15.7	1.27	54.0	1.30	0.0	-2.3
1600	53.8	15.3	1.36	53.8	1.39	0.0	-2.2
1625	53.8	15.2	1.38	53.8	1.41	0.1	-2.1
1640	53.8	15.2	1.39	53.7	1.42	0.1	-2.1
1650	53.7	15.1	1.39	53.7	1.43	0.0	-2.8
1700	53.7	15.0	1.42	53.6	1.46	0.3	-2.7
1750	53.6	14.9	1.45	53.4	1.49	0.3	-2.7
1800	53.5	14.9	1.49	53.3	1.52	0.4	-2.0
1810	53.5	14.9	1.50	53.3	1.52	0.4	-1.3
1825	53.5	14.8	1.51	53.3	1.52	0.4	-0.7
1850	53.5	14.8	1.52	53.3	1.52	0.4	0.0
1900	53.4	14.8	1.56	53.3	1.52	0.2	2.6
1950	53.4	14.7	1.60	53.3	1.52	0.2	5.3
2000	53.3	14.7	1.63	53.3	1.52	0.0	7.2
2050	53.3	14.7	1.67	53.2	1.57	0.1	6.4
2100	53.2	14.7	1.71	53.2	1.62	0.1	5.6
2150	53.1	14.7	1.75	53.1	1.66	0.0	5.4
2200	53.1	14.7	1.80	53.0	1.71	0.1	5.3
2250	53.0	14.7	1.84	53.0	1.76	0.1	4.5
2300	52.9	14.7	1.88	52.9	1.81	0.0	3.9
2350	52.9	14.8	1.93	52.8	1.85	0.1	4.3
2400	52.8	14.8	1.98	52.8	1.90	0.1	4.2
2450	52.7	14.8	2.02	52.7	1.95	0.0	3.6
2500	52.6	14.9	2.07	52.6	2.02	-0.1	2.5
2550	52.5	14.9	2.12	52.6	2.09	-0.1	1.4
2600	52.5	15.0	2.16	52.5	2.16	0.0	0.0



3500	50.9	15.9	3.10	51.3	3.31	-0.9	-6.3
3700	50.6	16.2	3.33	51.1	3.55	-1.0	-6.2
5200	47.7	18.6	5.39	49.0	5.30	-2.6	1.7
5250	47.6	18.7	5.46	49.0	5.36	-2.7	1.9
5300	47.5	18.8	5.54	48.9	5.42	-2.8	2.2
5500	47.1	19.1	5.83	48.6	5.65	-3.0	3.2
5600	46.9	19.2	5.98	48.5	5.77	-3.2	3.6
5700	46.7	19.3	6.13	48.3	5.88	-3.3	4.2
5800	46.5	19.4	6.27	48.2	6.00	-3.5	4.6
6000	46.1	19.7	6.57	47.9	6.23	-3.7	5.5
6500							
7000							
7500							
8000							
8500							
9000							
9500							
10000							

Figure C-2
600 – 6000 MHz Body Tissue Equivalent Matter

FCC ID: PY7-58692W	SAR EVALUATION REPORT	Approved by: Technical Manager
DUT Type: Portable Handset		APPENDIX C: Page 2 of 4

Measurement Certificate / Material Test

Item Name	Head Tissue Simulating Liquid (HBBL600-10000V6)
Product No.	SL AAH U16 BC (Batch: 210629-3)
Manufacturer	SPEAG

Measurement Method

TSL dielectric parameters measured using calibrated DAK probe.

Target Parameters

Target parameters as defined in the IEEE 1528 and IEC 62209 compliance standards.

Test Condition

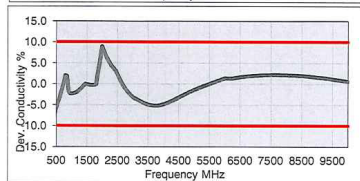
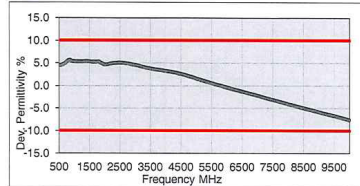
Ambient Condition 22°C ; 30% humidity
 TSL Temperature 22°C
 Test Date 1-Jul-21
 Operator WM

Additional Information

TSL Density
 TSL Heat-capacity

Results

f [MHz]	Measured			Target		Diff.to Target [%]	
	e'	e''	sigma	eps	sigma	Δ-eps	Δ-sigma
600	44.7	25.5	0.85	42.7	0.88	4.6	-3.6
750	44.1	21.6	0.90	41.9	0.89	5.1	0.7
800	44.0	20.6	0.92	41.7	0.90	5.6	2.5
825	44.0	20.2	0.93	41.6	0.91	5.8	2.6
835	44.0	20.0	0.93	41.5	0.91	5.9	2.0
850	43.9	19.8	0.93	41.5	0.92	5.8	1.5
900	43.8	19.0	0.95	41.5	0.97	5.5	-2.1
1400	42.8	15.1	1.18	40.6	1.18	5.4	0.0
1450	42.7	14.9	1.20	40.5	1.20	5.4	0.0
1600	42.4	14.4	1.28	40.3	1.28	5.2	-0.3
1625	42.4	14.3	1.30	40.3	1.30	5.3	0.1
1640	42.4	14.3	1.31	40.3	1.31	5.3	0.3
1650	42.3	14.3	1.31	40.2	1.31	5.1	-0.2
1700	42.3	14.2	1.34	40.2	1.34	5.3	-0.2
1750	42.2	14.1	1.37	40.1	1.37	5.3	-0.1
1800	42.1	14.0	1.40	40.0	1.40	5.3	0.0
1810	42.1	13.9	1.41	40.0	1.40	5.3	0.7
1825	42.1	13.9	1.42	40.0	1.40	5.3	1.4
1850	42.0	13.9	1.43	40.0	1.40	5.0	2.1
1900	42.0	13.8	1.46	40.0	1.40	5.0	4.3
1950	41.9	13.8	1.49	40.0	1.40	4.7	6.4
2000	41.8	13.7	1.53	40.0	1.40	4.5	9.3
2050	41.8	13.7	1.56	39.9	1.44	4.7	8.0
2100	41.7	13.7	1.59	39.8	1.49	4.7	6.8
2150	41.6	13.6	1.63	39.7	1.53	4.7	6.3
2200	41.6	13.6	1.67	39.6	1.58	4.9	5.8
2250	41.5	13.6	1.70	39.6	1.62	4.9	4.8
2300	41.4	13.6	1.74	39.5	1.67	4.9	4.4
2350	41.3	13.6	1.78	39.4	1.71	4.9	4.0
2400	41.3	13.6	1.82	39.3	1.76	5.1	3.7
2450	41.2	13.6	1.86	39.2	1.80	5.1	3.3
2500	41.1	13.6	1.90	39.1	1.85	5.0	2.5
2550	41.0	13.7	1.94	39.1	1.91	4.9	1.6
2600	41.0	13.7	1.98	39.0	1.96	5.1	0.8



3500	39.4	14.2	2.77	37.9	2.91	3.8	-4.9
3700	39.0	14.4	2.96	37.7	3.12	3.6	-5.2
5200	36.4	16.0	4.62	36.0	4.66	1.2	-0.8
5250	36.3	16.0	4.68	35.9	4.71	1.1	-0.7
5300	36.2	16.1	4.73	35.9	4.76	1.0	-0.5
5500	35.9	16.2	4.96	35.6	4.96	0.6	0.0
5600	35.7	16.3	5.08	35.5	5.07	0.4	0.3
5700	35.5	16.4	5.20	35.4	5.17	0.2	0.6
5800	35.3	16.5	5.31	35.3	5.27	0.0	0.8
6000	34.9	16.6	5.55	35.1	5.48	-0.4	1.4
6500	34.0	17.1	6.17	34.5	6.07	-1.3	1.6
7000	33.1	17.4	6.78	33.9	6.65	-2.2	2.0
7500	32.3	17.7	7.40	33.3	7.24	-3.1	2.2
8000	31.4	18.0	8.01	32.7	7.84	-4.1	2.1
8500	30.5	18.2	8.62	32.1	8.45	-5.0	2.0
9000	29.7	18.4	9.22	31.5	9.08	-5.9	1.6
9500	28.9	18.6	9.82	31.0	9.71	-6.7	1.2
10000	28.1	18.7	10.42	30.4	10.36	-7.6	0.6

Figure C-3
600 – 1000 MHz Head Tissue Equivalent Matter

FCC ID: PY7-58692W	SAR EVALUATION REPORT	Approved by: Technical Manager
DUT Type: Portable Handset		APPENDIX C: Page 3 of 4

Measurement Certificate / Material Test

Item Name	Head Tissue Simulating Liquid (HBL4-250V3)
Product No.	SL AAH 005 AD (Batch: 210601-1)
Manufacturer	SPEAG

Measurement Method	TSL dielectric parameters measured using calibrated DAK probe.
--------------------	--

Setup Validation	Validation results were within $\pm 2.5\%$ towards the target values of Methanol.
------------------	---

Target Parameters	Target parameters as defined in the IEEE 1528 and IEC 62209 compliance standards.
-------------------	---

Test Condition	Environment temperatur (22 \pm 3)°C and humidity < 70%.
Ambient	22°C
TSL Temperature	22°C
Test Date	3-Jun-21
Operator	WM

Additional Information	TSL Density 1.042 g/cm3
	TSL Heat-capacity 3.574 kJ/(kg°K)

f (MHz)	Measured		Target		Diff. to Target (%)		
	ϵ'	ϵ''	ϵ'_{tgt}	ϵ''_{tgt}	$\Delta\epsilon'$	$\Delta\epsilon''$	
5	53.0	2805.50	0.72	55.0	0.75	-3.6	-4.0
10	52.9	1301.62	0.72	55.0	0.75	-3.8	-4.0
15	52.9	868.41	0.72	55.0	0.75	-3.8	-4.0
20	52.8	651.89	0.73	55.0	0.75	-4.0	-2.7
25	52.8	521.90	0.73	55.0	0.75	-4.0	-2.7
30	52.7	435.92	0.73	55.0	0.75	-4.2	-2.7
35	52.6	375.51	0.73	54.9	0.75	-4.2	-2.7
40	52.5	327.19	0.73	54.8	0.75	-4.2	-2.7
45	52.4	291.20	0.73	54.7	0.75	-4.1	-2.7
50	52.3	262.44	0.73	54.6	0.75	-4.1	-2.7
55	52.2	238.95	0.73	54.4	0.75	-4.1	-2.8
60	52.1	219.39	0.73	54.3	0.75	-4.1	-2.9
65	51.9	202.87	0.73	54.2	0.75	-4.3	-2.9
70	51.8	188.72	0.73	54.1	0.75	-4.3	-3.0
75	51.6	176.48	0.74	54.0	0.75	-4.4	-1.7
80	51.5	165.78	0.74	53.9	0.75	-4.4	-1.7
85	51.5	156.34	0.74	53.8	0.75	-4.2	-1.6
90	51.4	147.97	0.74	53.7	0.75	-4.2	-1.9
95	51.3	140.49	0.74	53.5	0.75	-4.2	-1.9
100	51.2	133.76	0.74	53.4	0.75	-4.2	-2.0
105	51.1	127.68	0.75	53.3	0.76	-4.1	-0.7
110	51.0	122.16	0.75	53.2	0.76	-4.1	-0.7
115	50.9	117.13	0.75	53.1	0.76	-4.1	-0.8
120	50.8	112.52	0.75	53.0	0.76	-4.1	-0.9
125	50.7	108.28	0.75	52.9	0.76	-4.1	-0.9
130	50.6	104.37	0.75	52.8	0.76	-4.1	-1.0
135	50.5	100.76	0.76	52.6	0.76	-4.1	0.3
140	50.4	97.41	0.76	52.5	0.76	-4.1	0.2
145	50.3	94.30	0.76	52.4	0.76	-4.0	0.2
150	50.2	91.39	0.76	52.3	0.76	-4.0	0.1
155	50.1	88.60	0.76	52.1	0.76	-3.8	-0.3
160	50.0	86.14	0.77	51.8	0.77	-3.5	0.5
165	50.0	83.79	0.77	51.6	0.77	-3.1	0.0
170	49.9	81.51	0.77	51.4	0.77	-2.9	-0.5
175	49.8	79.40	0.77	51.1	0.78	-2.6	-0.9
180	49.7	77.41	0.78	50.9	0.78	-2.4	-0.1
185	49.6	75.52	0.78	50.7	0.78	-2.1	-0.6
190	49.5	73.74	0.78	50.4	0.79	-1.8	-1.0
195	49.4	72.08	0.78	50.2	0.79	-1.6	-1.5
200	49.3	70.46	0.78	50.0	0.80	-1.3	-2.0
205	49.2	68.94	0.79	49.7	0.80	-1.1	-1.2
210	49.2	67.49	0.79	49.5	0.80	-0.6	-1.6
215	49.1	66.11	0.79	49.3	0.81	-0.3	-2.1
220	49.0	64.80	0.79	49.0	0.81	-0.1	-2.5
225	48.9	63.55	0.80	48.8	0.81	0.2	-1.7
230	48.8	62.35	0.80	48.6	0.82	0.5	-2.1
235	48.8	61.20	0.80	48.3	0.82	1.0	-2.6
240	48.7	60.11	0.80	48.1	0.82	1.2	-3.0
245	48.6	59.05	0.80	47.9	0.83	1.5	-3.4
250	48.6	58.05	0.81	47.6	0.83	1.8	-2.7

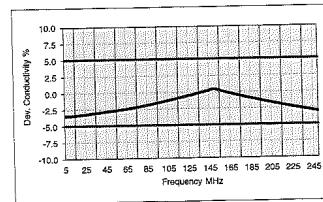
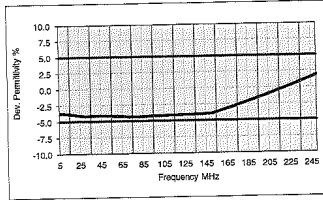


Figure C-4
 5 – 250 MHz Head Tissue Equivalent Matter

Page 1 of 1

FCC ID: PY7-58692W	SAR EVALUATION REPORT	Approved by: Technical Manager
DUT Type: Portable Handset		APPENDIX C: Page 4 of 4