

Setup Photographs

<Conducted Emission>


Mode 1

Remote View





Rear View



Mode 2

Remote View






Rear View




Mode 3

Remote View





Rear View



Mode 4

Remote View





Rear View




Mode 5

Remote View





Rear View




Mode 6~7

Remote View





Rear View



<Radiated Emission>


Mode 1

<LF>

Remote View




Rear View




<HF>

Remote View



Rear View




Mode 2

<LF>

Remote View




Rear View




<HF>

Remote View



Rear View




Mode 3

<LF>

Remote View




Rear View




<HF>

Remote View




Rear View




Mode 4

<LF>

Remote View




Rear View




<HF>

Remote View



Rear View




Mode 5

<LF>

Remote View




Rear View




<HF>

Remote View



Rear View




Mode 6~7

<LF>

Remote View




Rear View




<HF>

Remote View



Rear View



— THE END —