






APPENDIX D: TEST SETUP PHOTOGRAPHS

FCC ID: PY7-57441Y	 PCTEST <small>Proud to be part of element</small> PART 2 RF EXPOSURE EVALUATION REPORT SONY	Approved by: Quality Manager
Test Dates: 09/01/2020 – 10/15/2020	DUT Type: Portable Handset	APPENDIX D: Page 1 of 6






Test Setup Photo 1 – Conducted Test Setup (Figure 6-1a)

FCC ID: PY7-57441Y	 PART 2 RF EXPOSURE EVALUATION REPORT		Approved by: Quality Manager
Test Dates: 09/01/2020 – 10/15/2020	DUT Type: Portable Handset	APPENDIX D: Page 2 of 6	




Test Setup Photo 2 – Conducted Test Setup (Figure 6-1b)



FCC ID: PY7-57441Y	 PART 2 RF EXPOSURE EVALUATION REPORT		Approved by: Quality Manager
Test Dates: 09/01/2020 – 10/15/2020	DUT Type: Portable Handset	APPENDIX D: Page 3 of 6	




Test Setup Photo 3 – Conducted Test Setup (Figure 6-1c)




Test Setup Photo 4 – Bottom Edge SAR at 10 mm



FCC ID: PY7-57441Y	 PART 2 RF EXPOSURE EVALUATION REPORT		Approved by: Quality Manager
Test Dates: 09/01/2020 – 10/15/2020	DUT Type: Portable Handset	APPENDIX D: Page 4 of 6	




Test Setup Photo 5 – Left Edge SAR at 10mm





Test Setup Photo 6 – Power Density Setup (Figure 7-2)

FCC ID: PY-57441Y	 PART 2 RF EXPOSURE EVALUATION REPORT		Approved by: Quality Manager
Test Dates: 09/01/2020 – 10/15/2020	DUT Type: Portable Handset	APPENDIX D: Page 5 of 6	



Test Setup Photo 7 – Radiated Power Measurement Setup (Figure 7-1)

FCC ID: PY7-57441Y	 PART 2 RF EXPOSURE EVALUATION REPORT		Approved by: Quality Manager
Test Dates: 09/01/2020 – 10/15/2020	DUT Type: Portable Handset	APPENDIX D: Page 6 of 6	