

# SONY® XPERIA PRO


## Thank you for your purchase

The device may restrict its functions for safety if it is overloaded. Set "Endurance mode" to use the device in high performance condition, such as transmitting data at a fast speed for a long period of time.

### Setting Endurance mode

Find and tap Settings > System > Endurance mode and set the switch to ON or OFF. Alternatively, tap "Endurance mode" on the Home screen.


Endurance mode is only available if USB tethering is turned on or a device (e.g. camera, camcorder) is connected via an HDMI or USB\* cable.



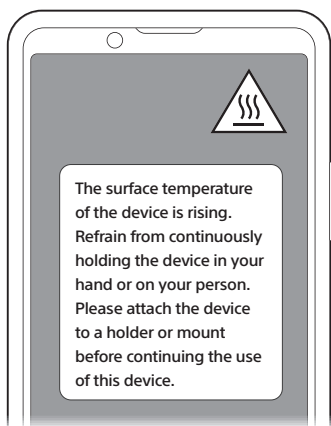
Be sure to read the CAUTION on the reverse side

**⚠ CAUTION**

While Endurance mode is set to ON, attach the device to a holder or mount and use without holding in your hand.

When the alert message and  appear on the screen, the surface temperature of the device is rising. Observe the following:

- Do not continuously hold your device directly in your hand during use.
- Do not bring your device into close contact with your body during use.



\* A feature to display video from the other device to Xperia via USB (UVC) will be available through a software update.



\* 5 0 2 1 0 3 6 1 1 \*

Printed in XXX (Printers logotype)