


APPENDIX E: DUT ANTENNA DIAGRAM & SAR TEST SETUP PHOTOGRAPHS

FCC ID PY7-57441Y	 PCTEST <small>Proud to be part of Element</small>	SAR EVALUATION REPORT	SONY	Approved by: Quality Manager
Test Dates: 08/23/20 - 09/16/20	DUT Type: Portable Handset			APPENDIX E: Page 1 of 10

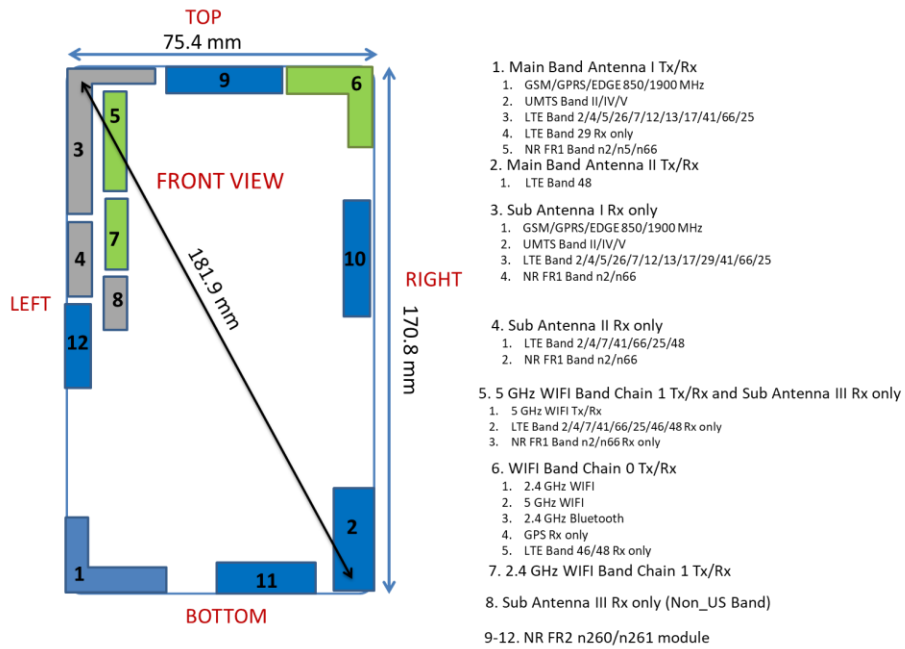


Figure E-1

DUT Antenna Locations

Note: Exact antenna dimensions and separation distances are shown in the Technical Descriptions in the FCC Filing.

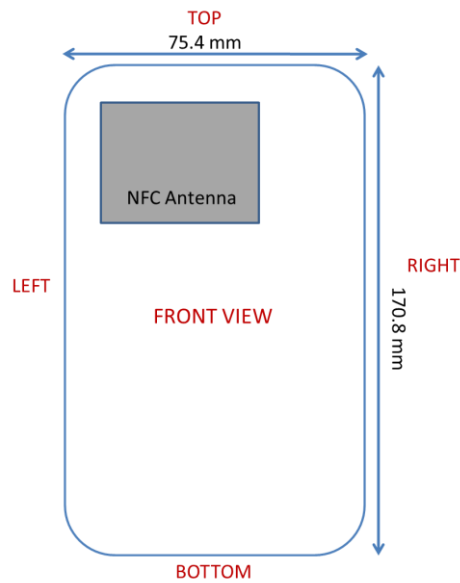


Figure E-2

NFC Antenna Locations



FCC ID PY7-57441Y	PCTEST Proud to be part of Element	SAR EVALUATION REPORT	SONY	Approved by: Quality Manager
Test Dates: 08/23/20 - 09/16/20	DUT Type: Portable Handset			APPENDIX E: Page 2 of 10



SAR Test Setup Photo 1 – Right Cheek



SAR Test Setup Photo 2 – Right Tilt


FCC ID PY7-57441Y	 <small>Proud to be part of</small>	SAR EVALUATION REPORT		Approved by: Quality Manager
Test Dates: 08/23/20 - 09/16/20	DUT Type: Portable Handset			APPENDIX E: Page 3 of 10



SAR Test Setup Photo 3 – Left Cheek



SAR Test Setup Photo 4 – Left Tilt



FCC ID PY7-57441Y	 <small>Proud to be part of</small>	SAR EVALUATION REPORT	SONY	Approved by: Quality Manager
Test Dates: 08/23/20 - 09/16/20	DUT Type: Portable Handset			APPENDIX E: Page 4 of 10




SAR Test Setup Photo 5 – Back Side at 10 mm




SAR Test Setup Photo 6 – Back Side at 0 mm



FCC ID PY7-57441Y	 <small>Proud to be part of</small>	SAR EVALUATION REPORT		Approved by: Quality Manager
Test Dates: 08/23/20 - 09/16/20	DUT Type: Portable Handset			APPENDIX E: Page 5 of 10




SAR Test Setup Photo 7 – Front Side at 10 mm



SAR Test Setup Photo 8 – Front Side at 0 mm



FCC ID PY7-57441Y	 <small>Proud to be part of</small>	SAR EVALUATION REPORT		Approved by: Quality Manager
Test Dates: 08/23/20 - 09/16/20	DUT Type: Portable Handset			APPENDIX E: Page 6 of 10




SAR Test Setup Photo 9 – Top Side at 10 mm




SAR Test Setup Photo 10 – Top Side at 0 mm


FCC ID PY7-57441Y	 <small>Proud to be part of</small>	SAR EVALUATION REPORT		Approved by: Quality Manager
Test Dates: 08/23/20 - 09/16/20	DUT Type: Portable Handset			APPENDIX E: Page 7 of 10




SAR Test Setup Photo 11 – Bottom Side at 10 mm




SAR Test Setup Photo 12 – Right Side at 10 mm



FCC ID PY7-57441Y	 PCTEST <small>Proud to be part of Element</small>	SAR EVALUATION REPORT	SONY	Approved by: Quality Manager
Test Dates: 08/23/20 - 09/16/20	DUT Type: Portable Handset			APPENDIX E: Page 8 of 10




SAR Test Setup Photo 13 – Right Side at 0 mm

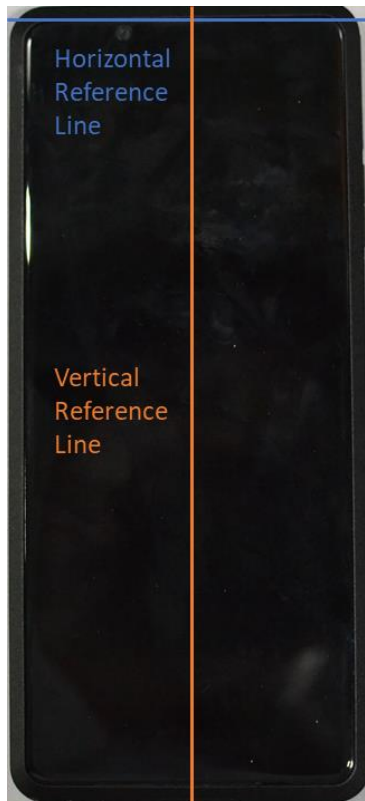


SAR Test Setup Photo 14 – Left Side at 10 mm


FCC ID PY7-57441Y	 <small>Proud to be part of</small>	SAR EVALUATION REPORT		Approved by: Quality Manager
Test Dates: 08/23/20 - 09/16/20	DUT Type: Portable Handset			APPENDIX E: Page 9 of 10



SAR Test Setup Photo 15 – Left Side at 0 mm



SAR Test Setup Photo 16 – Vertical and Horizontal Reference Lines

FCC ID PY7-57441Y		SAR EVALUATION REPORT	SONY	Approved by: Quality Manager
Test Dates: 08/23/20 - 09/16/20	DUT Type: Portable Handset			APPENDIX E: Page 10 of 10