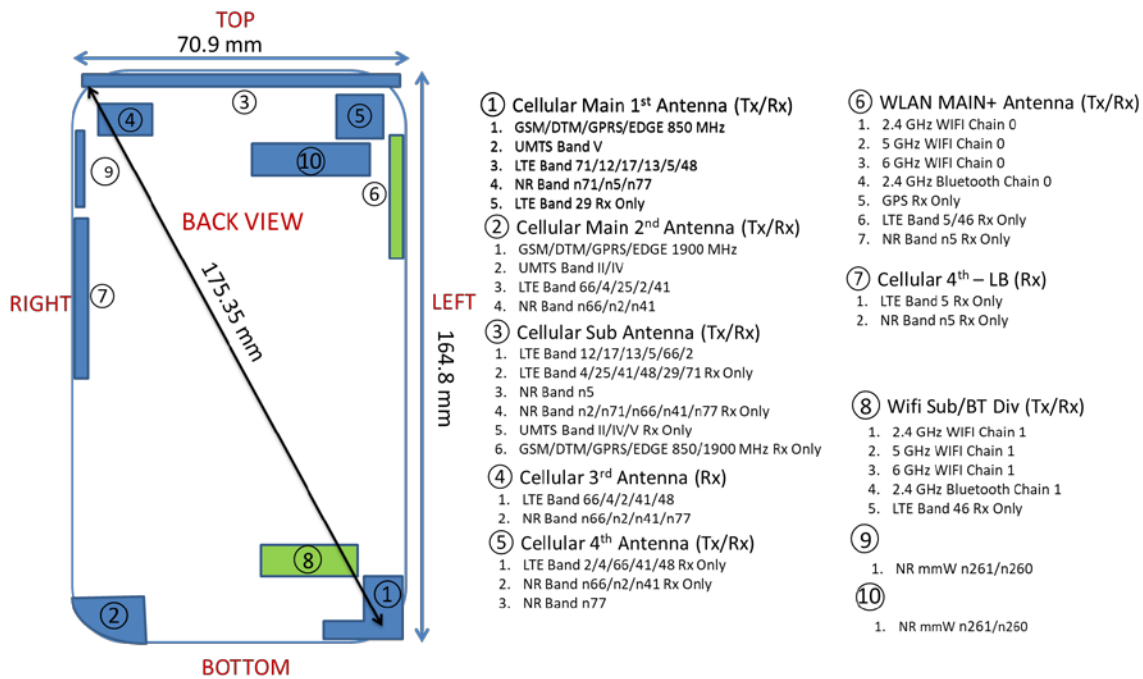
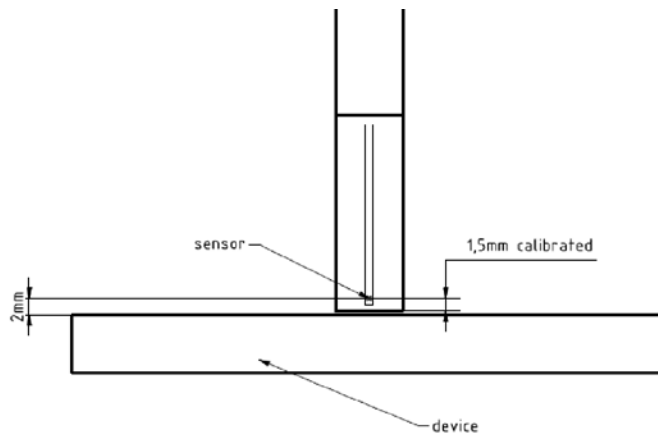


**APPENDIX F: DUT ANTENNA DIAGRAM & TEST SETUP PHOTOGRAPHS**



**Figure F-1**  
**DUT Antenna Locations**

Note: Exact antenna dimensions and separation distances are shown in the Technical Descriptions in the FCC Filing.



**Figure F-2**  
**EUmWVx Probe**


Note: Distances below are distance from device surface to sensor-center. Therefore, distances include 1.5 mm for Probe Tip to Sensor Calibration Points.

|                               |                                   |                                   |
|-------------------------------|-----------------------------------|-----------------------------------|
| FCC ID: PY7-57325M            | WIFI 6 GHZ RF EXPOSURE EVALUATION | Approved by:<br>Technical Manager |
| DUT Type:<br>Portable Handset |                                   | APPENDIX F:<br>Page 2 of 15       |

REV 2.0




**Figure F-3**  
**SAR Test Setup Photo – Head Right, Cheek at 0 mm**



**Figure F-4**  
**SAR Test Setup Photo – Head Right, Tilt at 0 mm**

|                                      |  |  |
|--------------------------------------|--|--|
| <b>FCC ID:</b> PY7-57325M            | <b>WIFI 6 GHZ RF EXPOSURE EVALUATION</b> | <b>Approved by:</b><br>Technical Manager |
| <b>DUT Type:</b><br>Portable Handset |  | <b>APPENDIX F:</b><br>Page 3 of 15       |

REV 2.0



**Figure F-5**  
**SAR Test Setup Photo – Head Left, Cheek at 0 mm**



**Figure F-6**  
**SAR Test Setup Photo – Head Left, Tilt at 0 mm**


|                                      |  |  |
|--------------------------------------|--|--|
| <b>FCC ID:</b> PY7-57325M            | <b>WIFI 6 GHZ RF EXPOSURE EVALUATION</b> | <b>Approved by:</b><br>Technical Manager |
| <b>DUT Type:</b><br>Portable Handset |  | <b>APPENDIX F:</b><br>Page 4 of 15       |

REV 2.0





**Figure F-7**  
**SAR Test Setup Photo – Bodyworn, Back Side at 10 mm**




**Figure F-8**  
**SAR Test Setup Photo – Phablet, Back Side at 0 mm**

|                               |                                   |                                   |
|-------------------------------|-----------------------------------|-----------------------------------|
| FCC ID: PY7-57325M            | WIFI 6 GHZ RF EXPOSURE EVALUATION | Approved by:<br>Technical Manager |
| DUT Type:<br>Portable Handset |                                   | APPENDIX F:<br>Page 5 of 15       |

REV 2.0




**Figure F-9**  
**SAR Test Setup Photo – Bodyworn, Front Side at 10 mm**




**Figure F-10**  
**SAR Test Setup Photo – Phablet, Front Side at 0 mm**

|                               |                                   |                                   |
|-------------------------------|-----------------------------------|-----------------------------------|
| FCC ID: PY7-57325M            | WIFI 6 GHZ RF EXPOSURE EVALUATION | Approved by:<br>Technical Manager |
| DUT Type:<br>Portable Handset |                                   | APPENDIX F:<br>Page 6 of 15       |

REV 2.0



**Figure F-11**  
**SAR Test Setup Photo – Phablet, Top Edge at 0 mm**




**Figure F-12**  
**SAR Test Setup Photo – Phablet, Bottom Edge at 0 mm**

|                               |                                   |                                   |
|-------------------------------|-----------------------------------|-----------------------------------|
| FCC ID: PY7-57325M            | WIFI 6 GHZ RF EXPOSURE EVALUATION | Approved by:<br>Technical Manager |
| DUT Type:<br>Portable Handset |                                   | APPENDIX F:<br>Page 7 of 15       |

REV 2.0



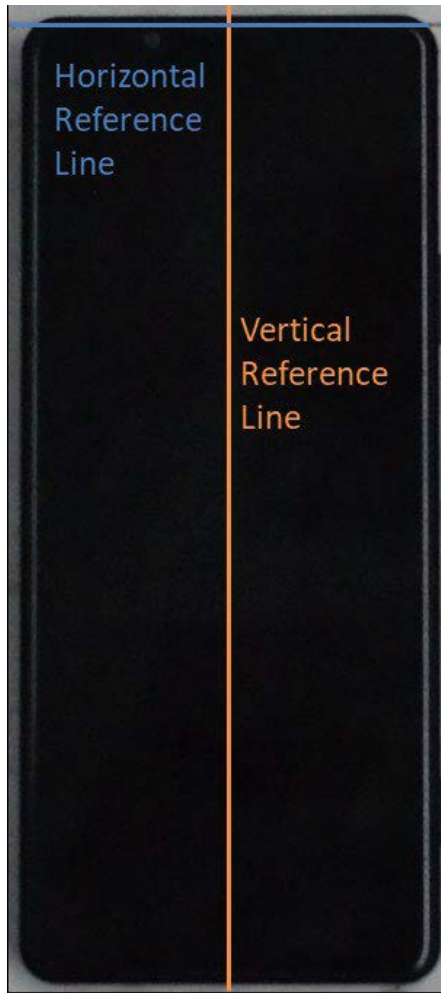


**Figure F-13**  
**SAR Test Setup Photo – Phablet, Left Edge at 0 mm**

|                                      |  |  |
|--------------------------------------|--|--|
| <b>FCC ID:</b> PY7-57325M            | <b>WIFI 6 GHZ RF EXPOSURE EVALUATION</b> | <b>Approved by:</b><br>Technical Manager |
| <b>DUT Type:</b><br>Portable Handset |  | <b>APPENDIX F:</b><br>Page 8 of 15       |

REV 2.0





**Figure F-14**  
**SAR Test Setup Photo – Reference Lines**

|                                      |  |  |
|--------------------------------------|--|--|
| <b>FCC ID:</b> PY7-57325M            | <b>WIFI 6 GHZ RF EXPOSURE EVALUATION</b> | <b>Approved by:</b><br>Technical Manager |
| <b>DUT Type:</b><br>Portable Handset |  | APPENDIX F:<br>Page 9 of 15              |

REV 2.0



**Figure F-15**  
**Near Field Power Density Test Setup Photo – Back Side at 2 mm**

|                                      |  |  |
|--------------------------------------|--|--|
| <b>FCC ID:</b> PY7-57325M            | <b>WIFI 6 GHZ RF EXPOSURE EVALUATION</b> | <b>Approved by:</b><br>Technical Manager |
| <b>DUT Type:</b><br>Portable Handset |  | APPENDIX F:<br>Page 10 of 15             |


REV 2.0



**Figure F-16**  
**Near Field Power Density Test Setup Photo –Front Side at 2 mm**

|                                      |  |  |
|--------------------------------------|--|--|
| <b>FCC ID:</b> PY7-57325M            | <b>WIFI 6 GHZ RF EXPOSURE EVALUATION</b> | <b>Approved by:</b><br>Technical Manager |
| <b>DUT Type:</b><br>Portable Handset |  | <b>APPENDIX F:</b><br>Page 11 of 15      |

REV 2.0




**Figure F-17**  
**Near Field Power Density Test Setup Photo –Top Edge at 2 mm**

|                                      |  |  |
|--------------------------------------|--|--|
| <b>FCC ID:</b> PY7-57325M            | <b>WIFI 6 GHZ RF EXPOSURE EVALUATION</b> | <b>Approved by:</b><br>Technical Manager |
| <b>DUT Type:</b><br>Portable Handset |  | APPENDIX F:<br>Page 12 of 15             |

REV 2.0






**Figure F-18**  
**Near Field Power Density Test Setup Photo – Bottom Edge at 2 mm**

|                                      |  |  |
|--------------------------------------|--|--|
| <b>FCC ID:</b> PY7-57325M            | <b>WIFI 6 GHZ RF EXPOSURE EVALUATION</b> | <b>Approved by:</b><br>Technical Manager |
| <b>DUT Type:</b><br>Portable Handset |  | <b>APPENDIX F:</b><br>Page 13 of 15      |


REV 2.0



**Figure F-19**  
**Near Field Power Density Test Setup Photo – Left Edge at 2 mm**

|                                      |  |  |
|--------------------------------------|--|--|
| <b>FCC ID:</b> PY7-57325M            | <b>WIFI 6 GHZ RF EXPOSURE EVALUATION</b> | <b>Approved by:</b><br>Technical Manager |
| <b>DUT Type:</b><br>Portable Handset |  | APPENDIX F:<br>Page 14 of 15             |

REV 2.0



**Figure F-20**  
**Near Field Power Density Test Setup Photo – Left Edge at 9.16 mm**

|                                      |  |  |
|--------------------------------------|--|--|
| <b>FCC ID:</b> PY7-57325M            | <b>WIFI 6 GHZ RF EXPOSURE EVALUATION</b> | <b>Approved by:</b><br>Technical Manager |
| <b>DUT Type:</b><br>Portable Handset |  | <b>APPENDIX F:</b><br>Page 15 of 15      |

REV 2.0