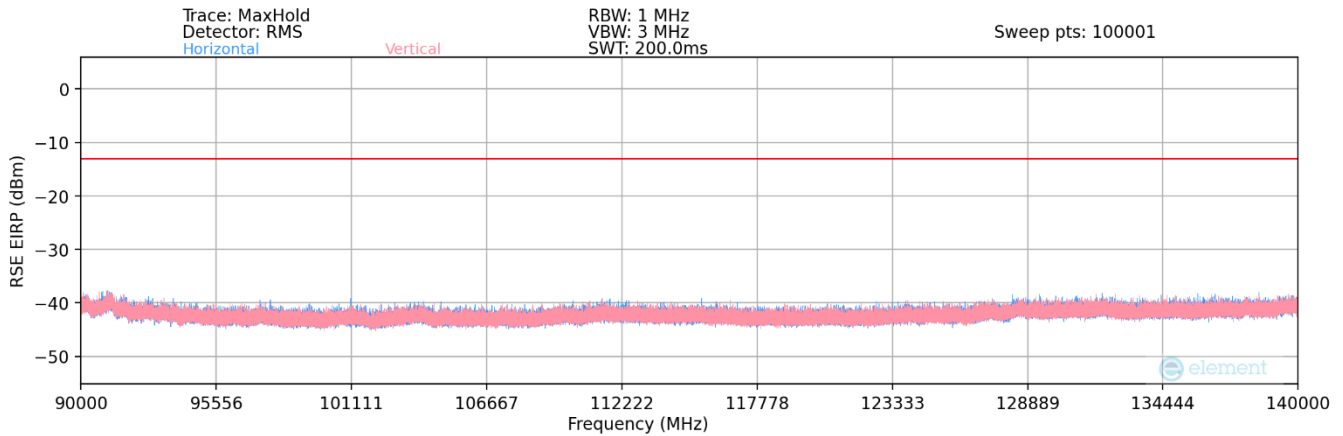


90GHz - 140GHz



Plot 7-76. Ant#1 - n260 Radiated Spurious Plot (1CC QPSK Mid Channel 2Tx – EN-DC Anchor Band 2)

Spurious Emissions EIRP Sample Calculation (n260)

The raw radiated spurious level is converted to field strength in dBuV/m. Then, the RSE EIRP level is calculated by applying the additional factors shown below for a test distance of 1 meter.

$$\text{RSE EIRP (dBm)} = \text{Analyzer Level (dBm)} + 107 + \text{AFCL (dB/m)} + 20\text{Log(Dm)} - 104.8 + \text{Harmonic Mixer Conversion Loss [dB]}$$

Frequency [MHz]	Channel	Bandwidth (MHz)	EUT Beam Pol.	Modulation	Antenna Polarization [H/V]	Turntable Azimuth [degrees]	Positioner Azimuth [degrees]	Spurious Emission Level [dBm]	Limit [dBm]	Margin [dB]
100975.93	Low	50	2Tx	QPSK	V	207	69	-35.43	-13.00	-22.43
106891.37	Mid	50	2Tx	QPSK	V	259	74	-33.19	-13.00	-20.19
112034.07	High	50	2Tx	QPSK	V	235	115	-42.93	-13.00	-29.93

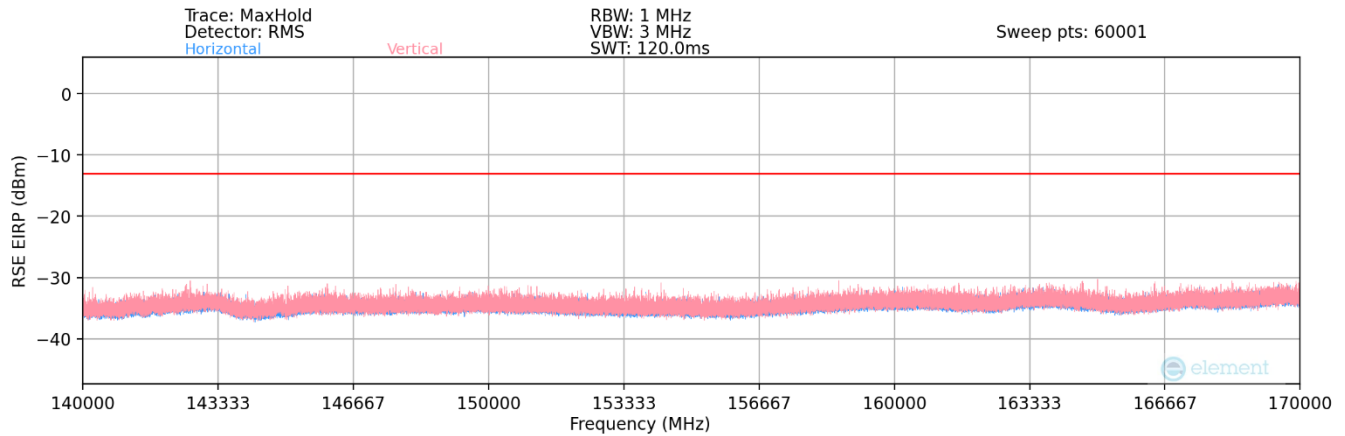
Table 7-34. Ant#1 - n260 Radiated Spurious Emissions Table (90GHz - 140GHz)

Notes

The RSE EIRP level is taken directly from the spectrum analyzer which includes the appropriate antenna factors, cable losses, and harmonic mixer conversion losses. Measurements were performed at a distance of 1 meter.

FCC ID: PY7-57325M	PART 30 MEASUREMENT REPORT (CERTIFICATION)		Approved by: Technical Manager
Test Report S/N: 1M2201200003-11.PY7	Test Dates: 4/10/2022 – 5/12/2022	EUT Type: Portable Handset	Page 71 of 115

140GHz - 170GHz



Plot 7-77. Ant#1 - n260 Radiated Spurious Plot (1CC QPSK Mid Channel 2Tx – EN-DC Anchor Band 2)

Spurious Emissions EIRP Sample Calculation (n260)

The raw radiated spurious level is converted to field strength in dBuV/m. Then, the RSE EIRP level is calculated by applying the additional factors shown below for a test distance of 1 meter.

$$\text{RSE EIRP (dBm)} = \text{Analyzer Level (dBm)} + 107 + \text{AFCL (dB/m)} + 20\text{Log(Dm)} - 104.8 + \text{Harmonic Mixer Conversion Loss [dB]}$$

Frequency [MHz]	Channel	Bandwidth (MHz)	EUT Beam Pol.	Modulation	Antenna Polarization [H/V]	Turntable Azimuth [degrees]	Positioner Azimuth [degrees]	Spurious Emission Level [dBm]	Limit [dBm]	Margin [dB]
148089.99	Low	50	2Tx	QPSK	H	-	-	-40.05	-13.00	-27.05
153992.61	Mid	50	2Tx	QPSK	H	-	-	-40.54	-13.00	-27.54
159891.51	High	50	2Tx	QPSK	H	-	-	-39.29	-13.00	-26.29

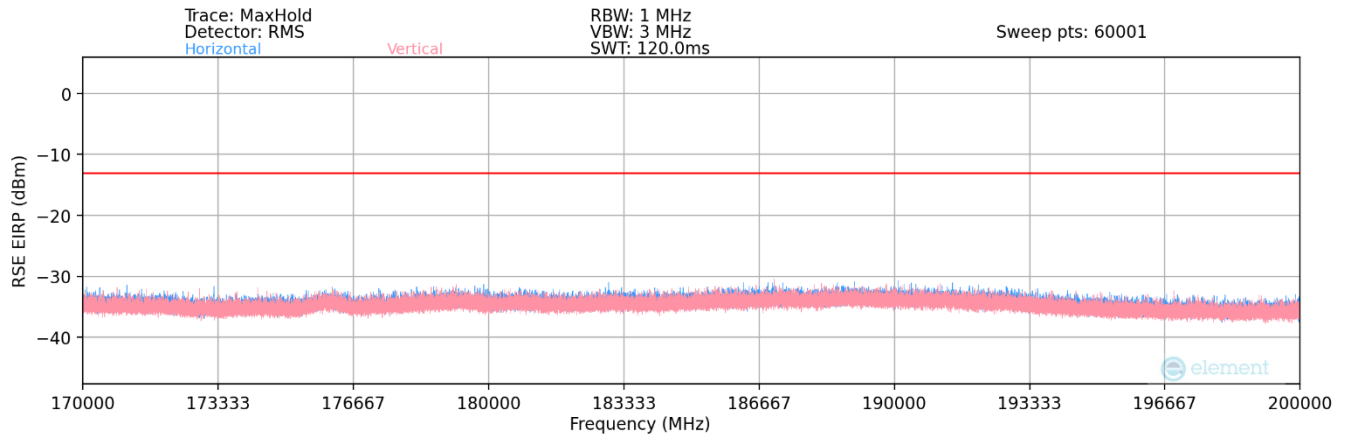
Table 7-35. Ant#1 - n260 Radiated Spurious Emissions Table (140GHz - 170GHz)

Notes

The RSE EIRP level is taken directly from the spectrum analyzer which includes the appropriate antenna factors, cable losses, and harmonic mixer conversion losses. Measurements were performed at a distance of 1 meter.

FCC ID: PY7-57325M			PART 30 MEASUREMENT REPORT (CERTIFICATION)	Approved by: Technical Manager
Test Report S/N: 1M2201200003-11.PY7	Test Dates: 4/10/2022 – 5/12/2022	EUT Type: Portable Handset		Page 72 of 115

170GHz - 200GHz



Plot 7-78. Ant#1 - n260 Radiated Spurious Plot (1CC QPSK Mid Channel 2Tx – EN-DC Anchor Band 2)

Spurious Emissions EIRP Sample Calculation (n260)

The raw radiated spurious level is converted to field strength in dBuV/m. Then, the RSE EIRP level is calculated by applying the additional factors shown below for a test distance of 1 meter.

$$\text{RSE EIRP (dBm)} = \text{Analyzer Level (dBm)} + 107 + \text{AFCL (dB/m)} + 20\text{Log(Dm)} - 104.8 + \text{Harmonic Mixer Conversion Loss [dB]}$$

Frequency [MHz]	Channel	Bandwidth (MHz)	EUT Beam Pol.	Modulation	Antenna Polarization [H/V]	Turntable Azimuth [degrees]	Positioner Azimuth [degrees]	Spurious Emission Level [dBm]	Limit [dBm]	Margin [dB]
185112.96	Low	50	2Tx	QPSK	H	-	-	-39.37	-13.00	-26.37
192485.31	Mid	50	2Tx	QPSK	H	-	-	-38.81	-13.00	-25.81
199860.26	High	50	2Tx	QPSK	H	-	-	-40.25	-13.00	-27.25

Table 7-36. Ant#1 - n260 Radiated Spurious Emissions Table (170GHz - 200GHz)

Notes

The RSE EIRP level is taken directly from the spectrum analyzer which includes the appropriate antenna factors, cable losses, and harmonic mixer conversion losses. Measurements were performed at a distance of 1 meter.

FCC ID: PY7-57325M	PART 30 MEASUREMENT REPORT (CERTIFICATION)		Approved by: Technical Manager
Test Report S/N: 1M2201200003-11.PY7	Test Dates: 4/10/2022 – 5/12/2022	EUT Type: Portable Handset	Page 73 of 115

7.5 Band Edge Emissions

Test Overview

All out of band emissions are measured in a radiated setup while the EUT is operating at its maximum duty cycle, at maximum power, and at the appropriate frequencies. All modulations were investigated to determine the worst-case configuration. All modes of operation were investigated and the worst-case configuration results are reported in this section.

The minimum permissible attenuation level of any spurious emission is -13dBm/1MHz. However, in the bands immediately outside and adjacent to the licensee's frequency block, having a bandwidth equal to 10 percent of the channel bandwidth, the conductive power or the total radiated power of any emission shall be -5 dBm/MHz or lower.

Test Procedure Used

ANSI C63.26-2015 Section 5 and ANSI C63.26-2015 Section 6.4
KDB 842590 D01 – Section 4.4.2.4

Test Settings

1. Start and stop frequency were set such that both upper and lower band edges are measured.
2. Span was set large enough so as to capture all out of band emissions near the band edge
3. RBW = 1MHz
4. VBW \geq 3 x RBW
5. Detector = RMS
6. Number of sweep points \geq 2 x Span/RBW
7. Trace mode = trace average
8. Sweep time = auto couple
9. The trace was allowed to stabilize

Test Notes

- 1) The EUT was tested in three orthogonal planes and in all possible test configurations and positioning.
- 2) Band Edge emissions were measured at a 1 meter distance.
- 3) The spectrum analyzer for each measurement shows an offset value that was determined using the measurement antenna factor, cable loss, far field measurement distance. A sample calculation is shown on the following page.
- 4) This device supports transmission of H-polarized and V-polarized beams from the antenna array in both CP-OFDM and DFT-s-OFDM transmission schemes. SISO and MIMO operation is also supported for some configurations. As part of the testing, all modes were fully investigated and only the worst case has been included in this report.

FCC ID: PY7-57325M		PART 30 MEASUREMENT REPORT (CERTIFICATION)		Approved by: Technical Manager
Test Report S/N: 1M2201200003-11.PY7	Test Dates: 4/10/2022 – 5/12/2022	EUT Type: Portable Handset		Page 74 of 115

V1.0

- 5) All combinations of 1CC and 2CC were fully investigated, and only the worst case has been included in this report.
- 6) All 2CC cases were investigated with PCC prioritization feature, which has the higher power PCC at the band edge for the worst case.
- 7) Unless otherwise specified, the radiated band edge plots in this section display the worst case EIRP measurements for the indicated bandwidth–component carrier configuration.
- 8) The plots in this section that display Total Radiated Power (TRP) were obtained from measurements that were performed in accordance with the guidance of Section 4.4.2.4 of KDB 842590 D01 for the Spherical Method.

Sample Analyzer Offset Calculation (at 27.5GHz)

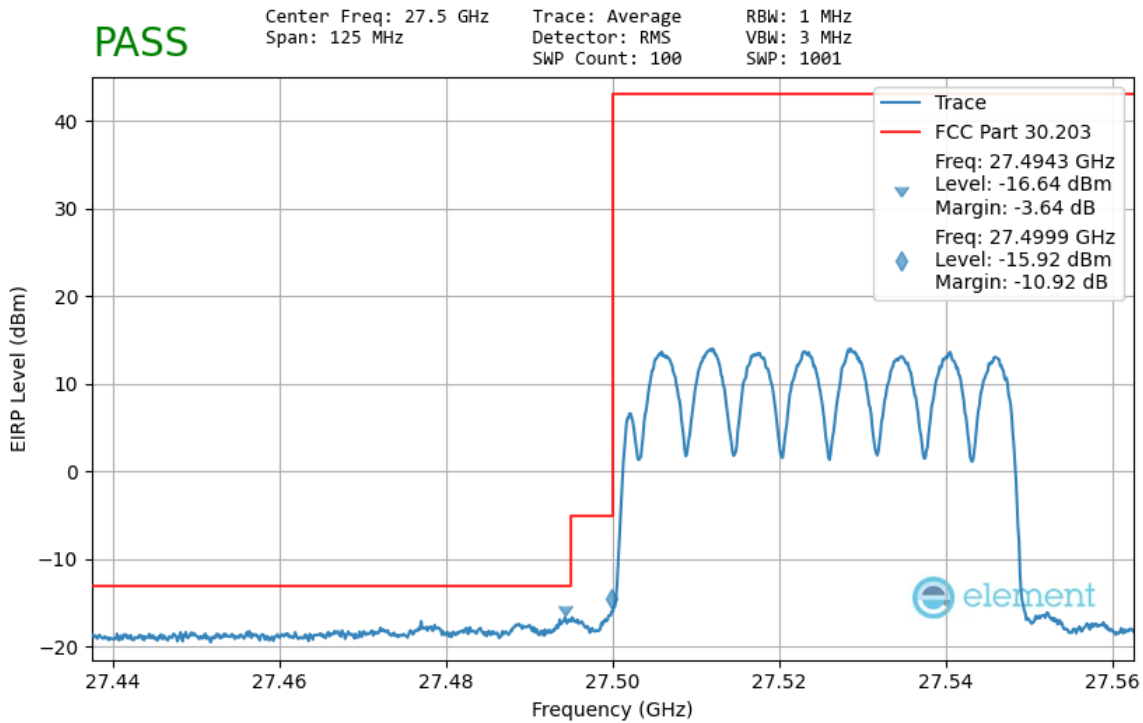
Measurement Antenna Factor = 40.70dB/m

Cable Loss = 8.82dB

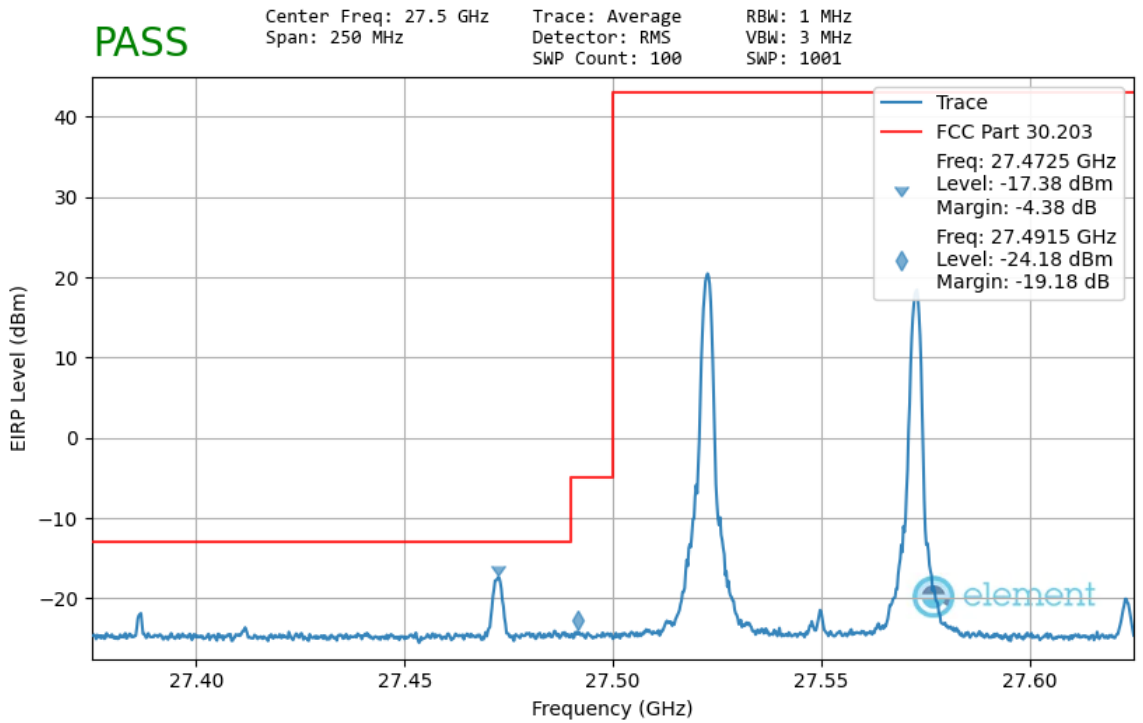
$$\begin{aligned}
 \text{Analyzer Offset (dB)} &= \text{AF (dB/m)} + \text{CL (dB)} + 107 + 20\log_{10}(D) - 104.8\text{dB, where } D = 1\text{m} \\
 &= 40.70\text{dB/m} + 8.82\text{dB} + 107 + 20\log_{10}(1\text{m}) - 104.8\text{dB} \\
 &= 51.72\text{dB}
 \end{aligned}$$

FCC ID: PY7-57325M	 PART 30 MEASUREMENT REPORT (CERTIFICATION)		Approved by: Technical Manager
Test Report S/N: 1M2201200003-11.PY7	Test Dates: 4/10/2022 – 5/12/2022	EUT Type: Portable Handset	Page 75 of 115

Band n261 – Worst-Case

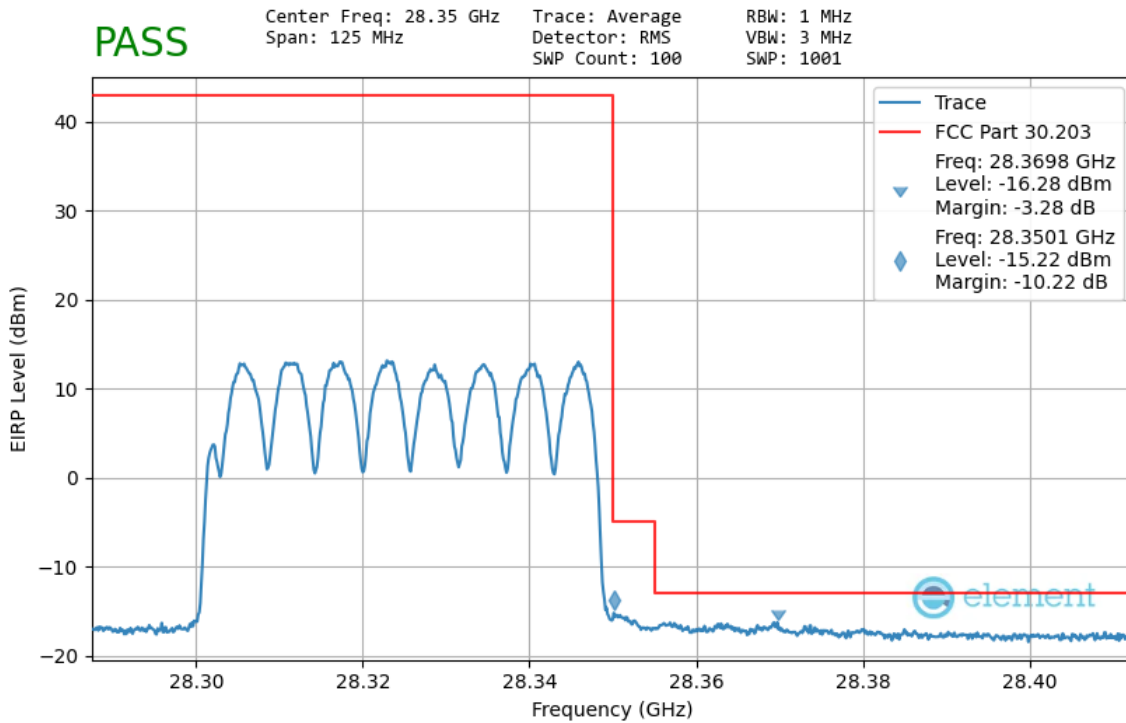


Plot 7-79. Ant#0 Lower Band Edge (50MHz-1CC – QPSK Full RB)

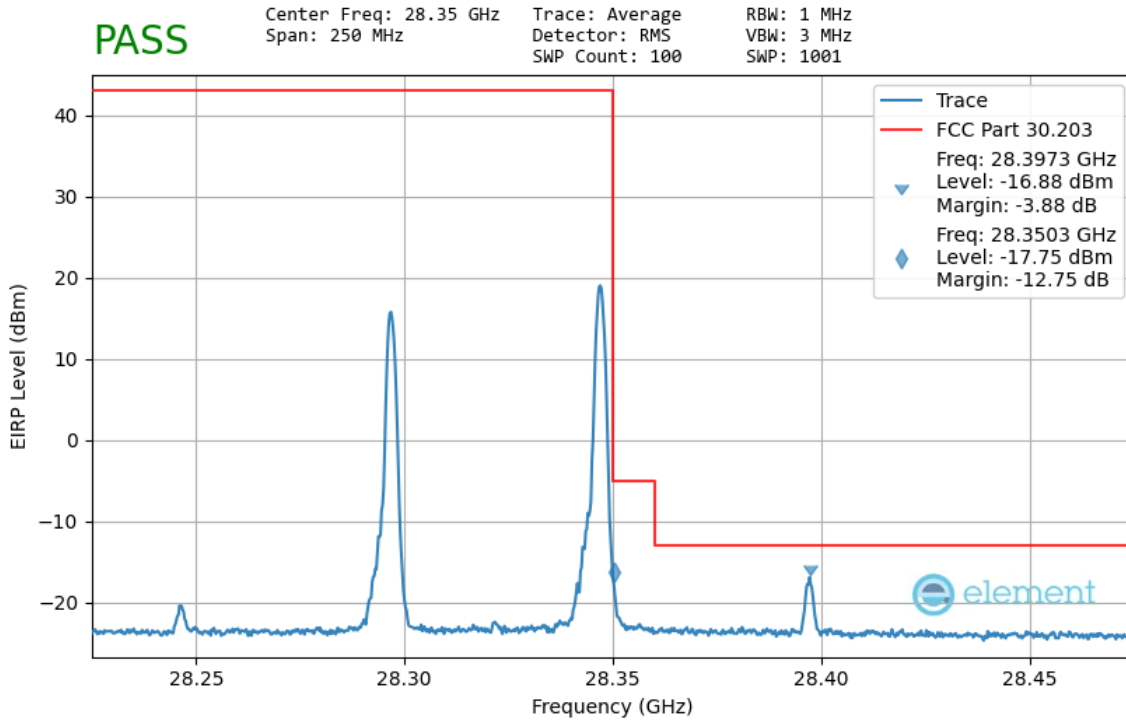


Plot 7-80. Ant#0 Lower Band Edge (50MHz-2CC – QPSK 1 RB)

FCC ID: PY7-57325M		PART 30 MEASUREMENT REPORT (CERTIFICATION)		Approved by: Technical Manager
Test Report S/N: 1M2201200003-11.PY7	Test Dates: 4/10/2022 – 5/12/2022	EUT Type: Portable Handset		Page 76 of 115

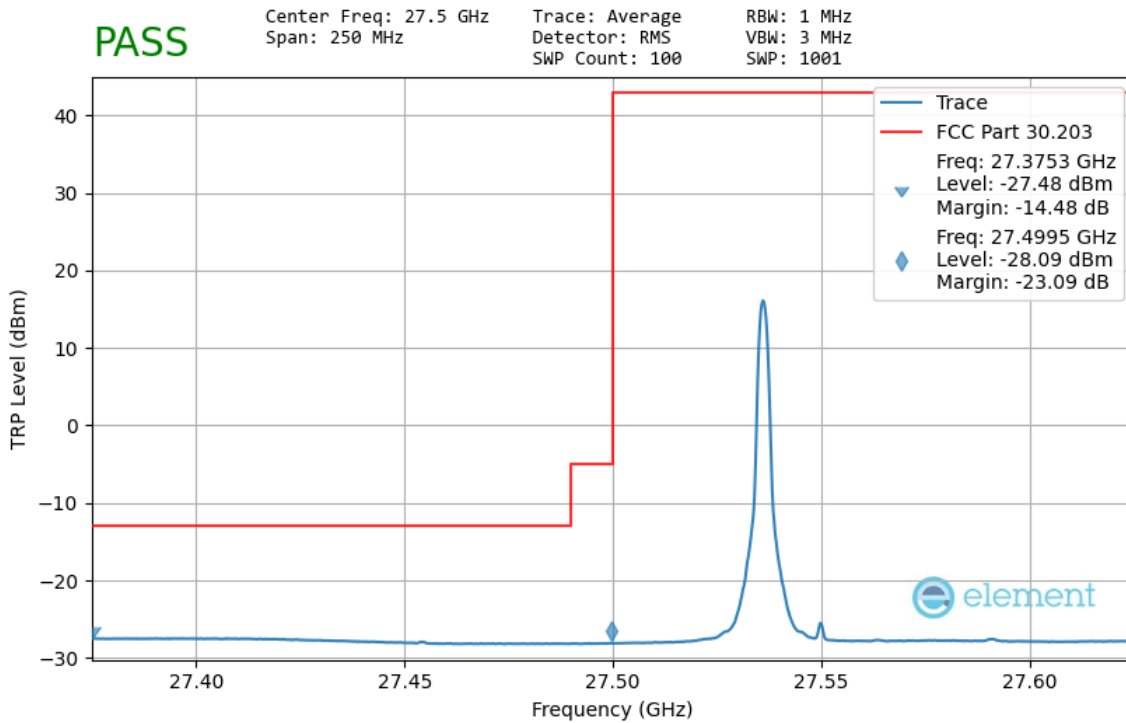


Plot 7-81. Ant#0 Upper Band Edge (50MHz-1CC – QPSK Full RB)

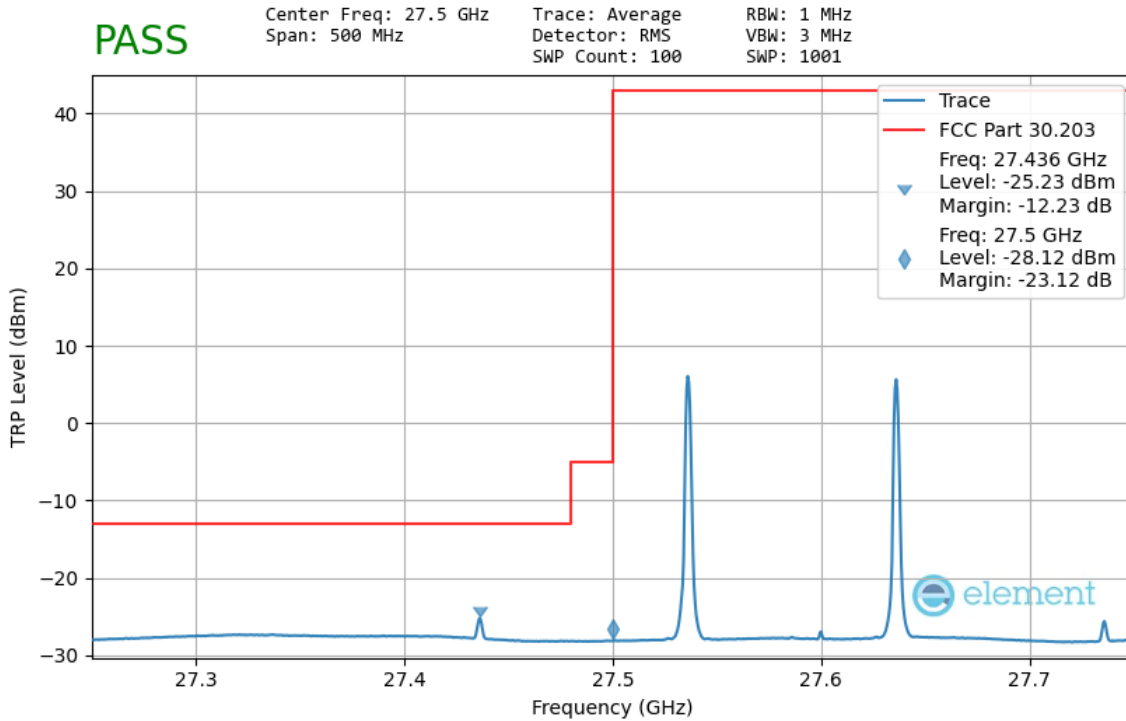


Plot 7-82. Ant#0 Upper Band Edge (50MHz-2CC – QPSK 1 RB)

FCC ID: PY7-57325M		PART 30 MEASUREMENT REPORT (CERTIFICATION)	Approved by: Technical Manager
Test Report S/N: 1M2201200003-11.PY7	Test Dates: 4/10/2022 – 5/12/2022	EUT Type: Portable Handset	Page 77 of 115

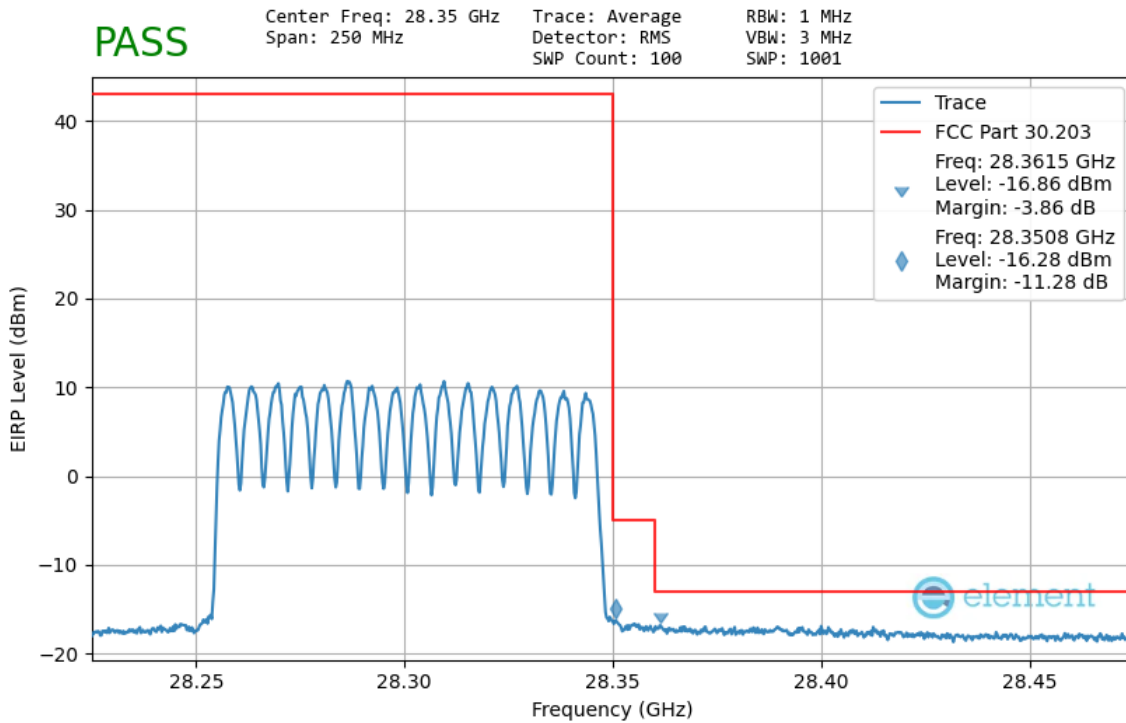


Plot 7-83. Ant#0 Lower Band Edge – TRP (100MHz-1CC – QPSK 1 RB)

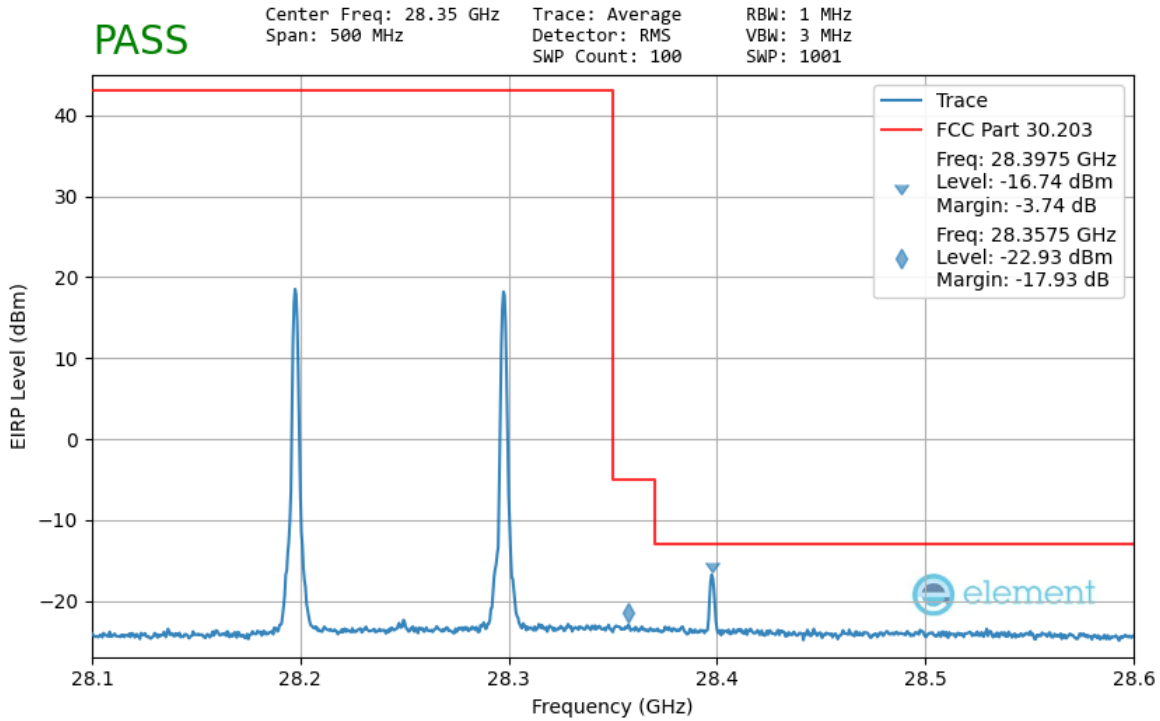


Plot 7-84. Ant#0 Lower Band Edge – TRP (100MHz-2CC – QPSK 1 RB)

FCC ID: PY7-57325M		PART 30 MEASUREMENT REPORT (CERTIFICATION)		Approved by: Technical Manager
Test Report S/N: 1M2201200003-11.PY7	Test Dates: 4/10/2022 – 5/12/2022	EUT Type: Portable Handset		Page 78 of 115

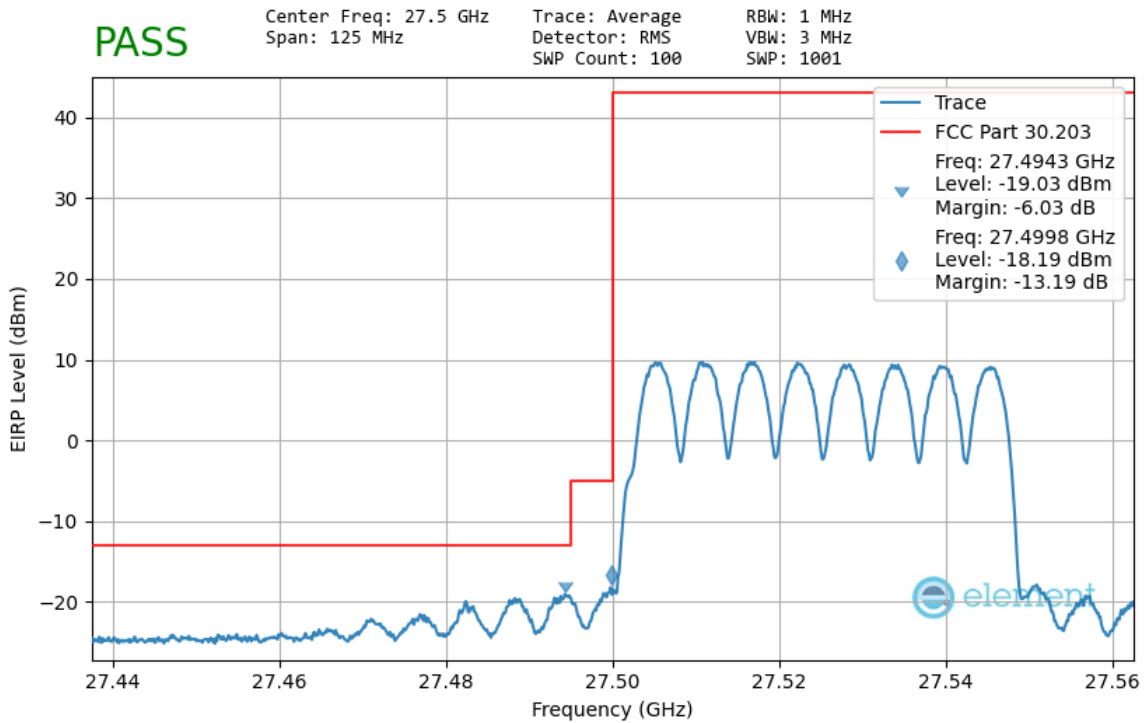


Plot 7-85. Ant#0 Upper Band Edge (100MHz-1CC – QPSK Full RB)

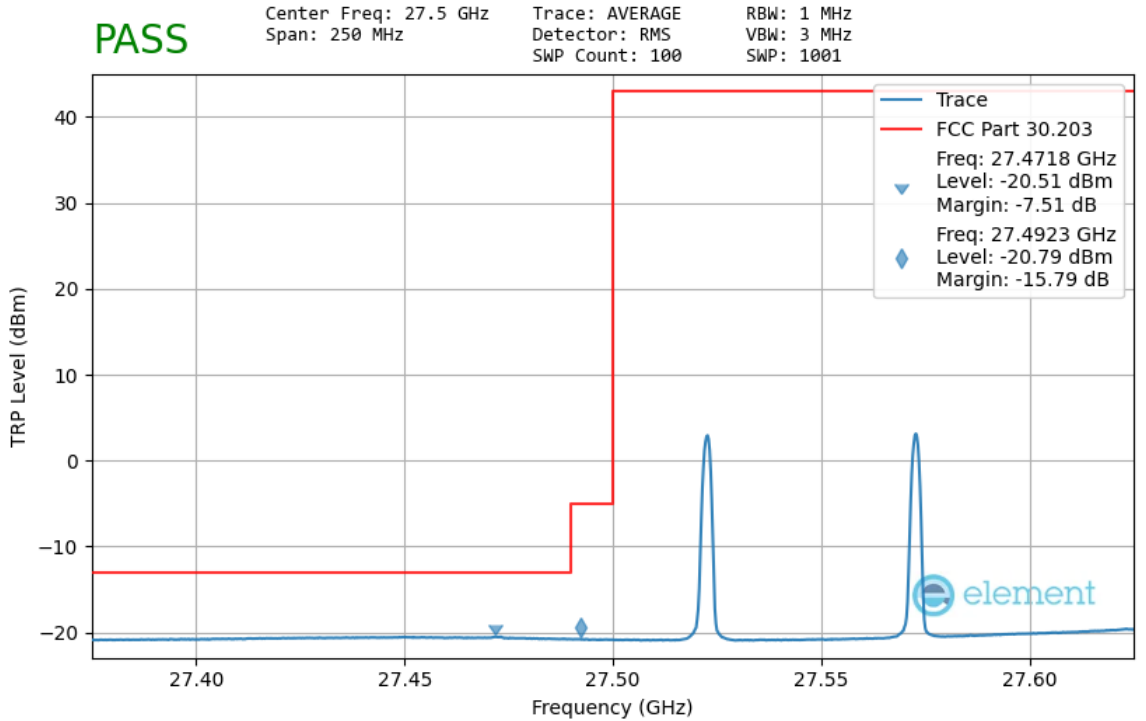


Plot 7-86. Ant#0 Upper Band Edge (100MHz-2CC – QPSK 1 RB)

FCC ID: PY7-57325M		PART 30 MEASUREMENT REPORT (CERTIFICATION)		Approved by: Technical Manager
Test Report S/N: 1M2201200003-11.PY7	Test Dates: 4/10/2022 – 5/12/2022	EUT Type: Portable Handset		Page 79 of 115

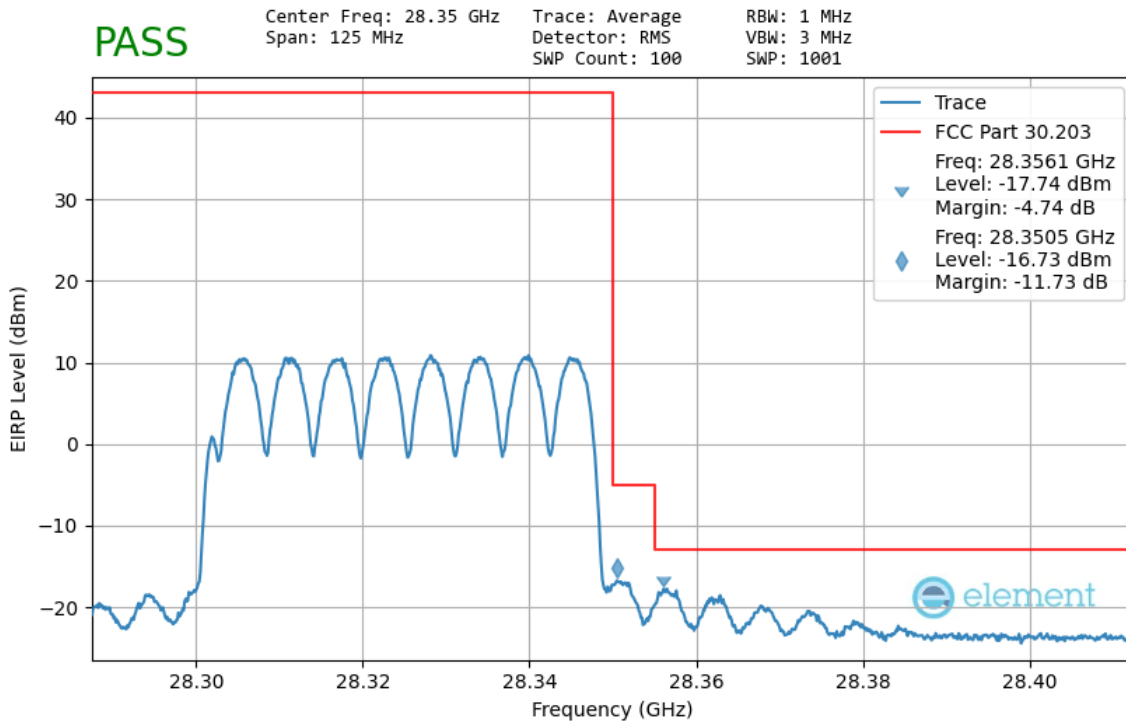


Plot 7-87. Ant#1 Lower Band Edge (50MHz-1CC – QPSK Full RB)

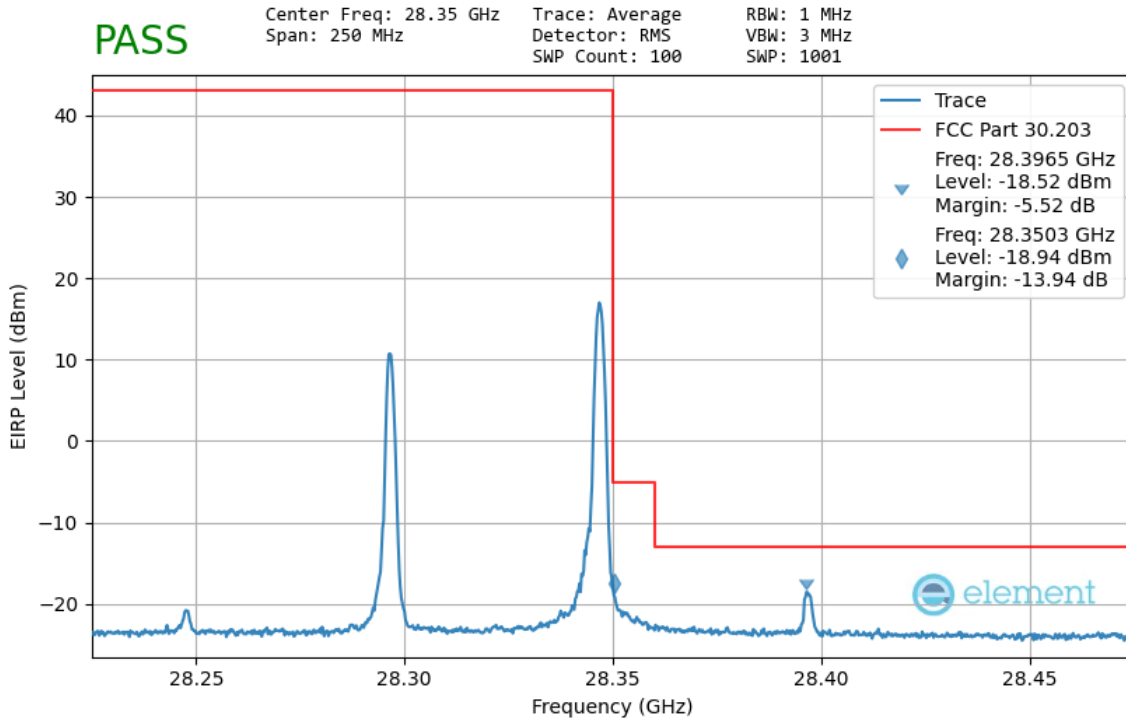


Plot 7-88. Ant#1 Lower Band Edge – TRP (50MHz-2CC – QPSK 1 RB)

FCC ID: PY7-57325M		PART 30 MEASUREMENT REPORT (CERTIFICATION)		Approved by: Technical Manager
Test Report S/N: 1M2201200003-11.PY7	Test Dates: 4/10/2022 – 5/12/2022	EUT Type: Portable Handset		Page 80 of 115

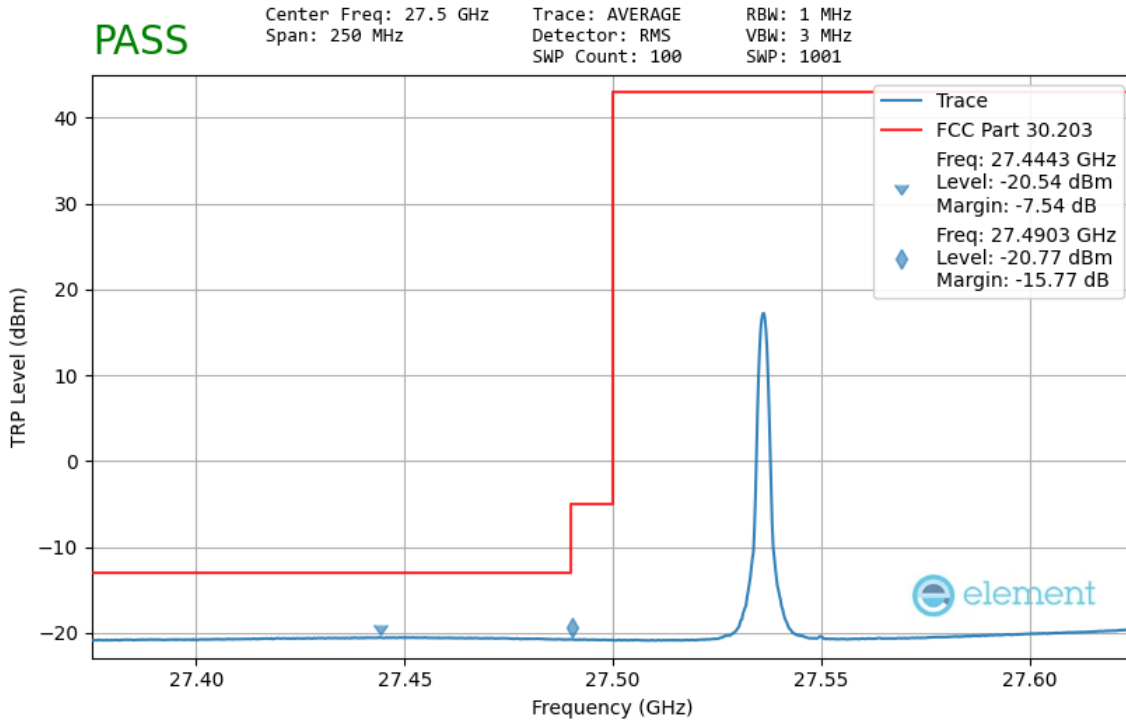


Plot 7-89. Ant#1 Upper Band Edge (50MHz-1CC – QPSK Full RB)

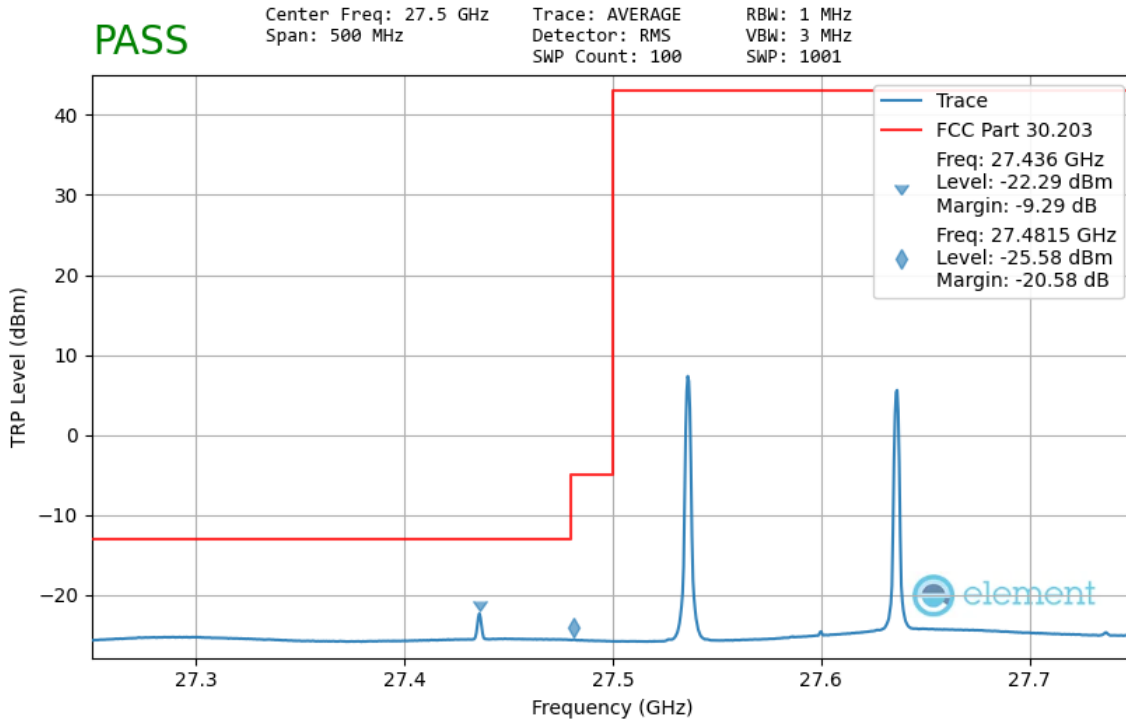


Plot 7-90. Ant#1 Upper Band Edge (50MHz-2CC – QPSK 1 RB)

FCC ID: PY7-57325M		PART 30 MEASUREMENT REPORT (CERTIFICATION)	Approved by: Technical Manager
Test Report S/N: 1M2201200003-11.PY7	Test Dates: 4/10/2022 – 5/12/2022	EUT Type: Portable Handset	Page 81 of 115

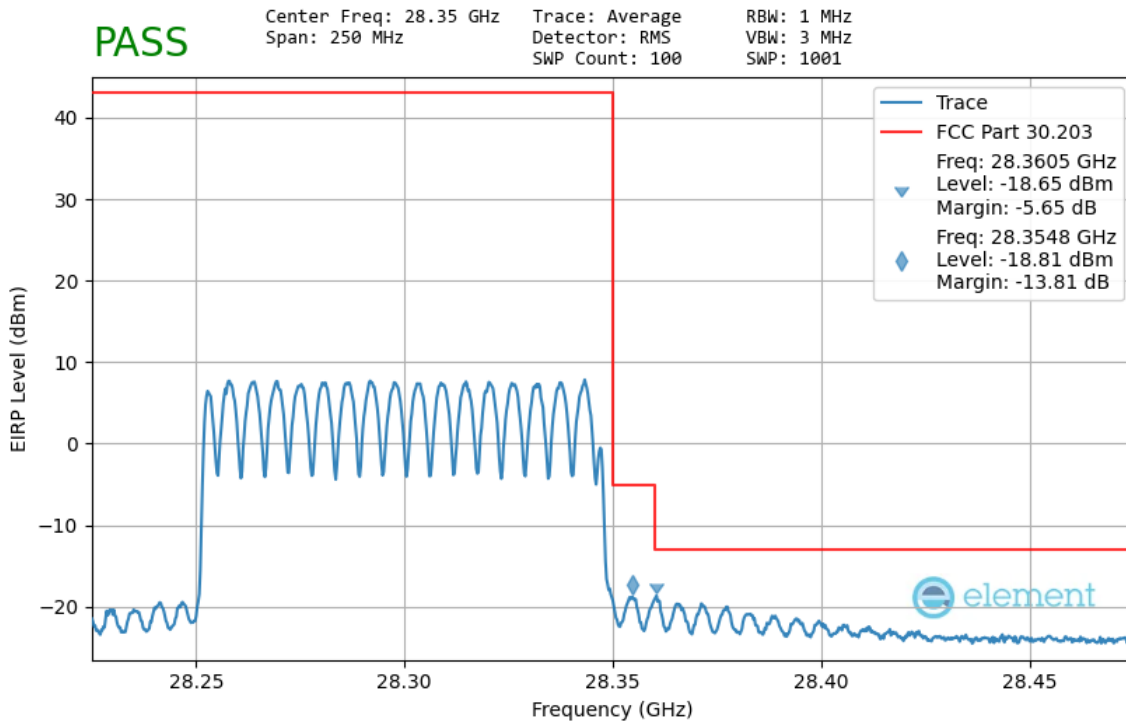


Plot 7-91. Ant#1 Lower Band Edge – TRP (100MHz-1CC – QPSK 1 RB)

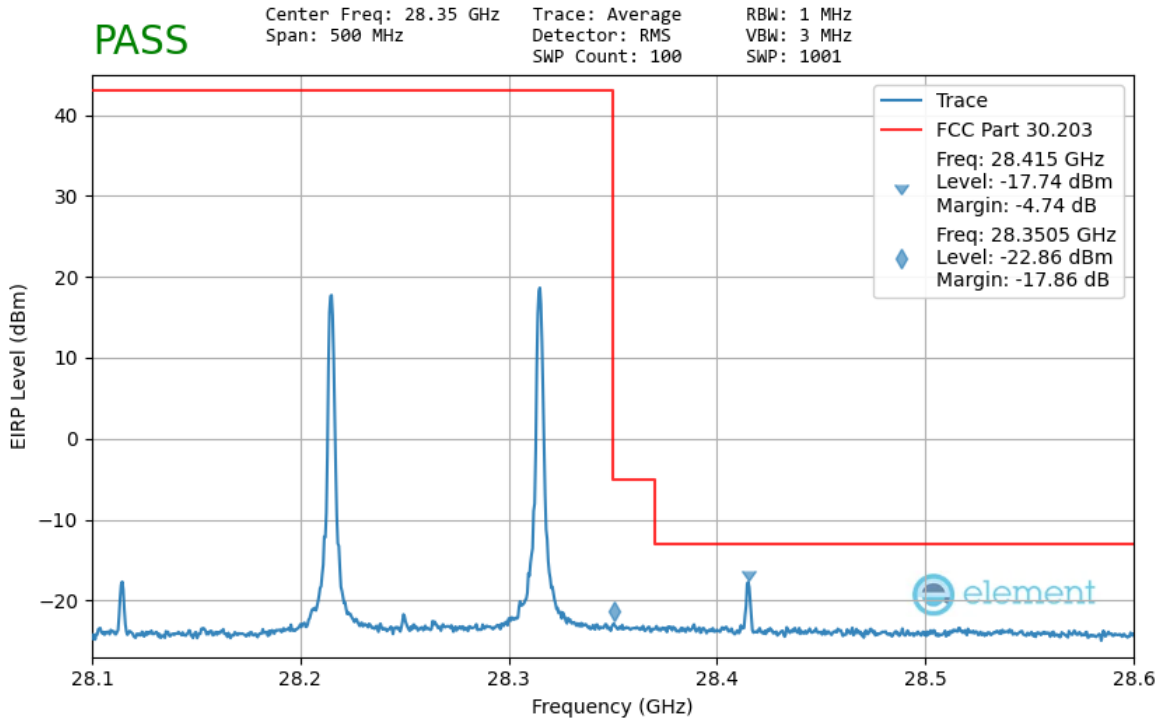


Plot 7-92. Ant#1 Lower Band Edge (100MHz-2CC – QPSK 1 RB)

FCC ID: PY7-57325M		PART 30 MEASUREMENT REPORT (CERTIFICATION)		Approved by: Technical Manager
Test Report S/N: 1M2201200003-11.PY7	Test Dates: 4/10/2022 – 5/12/2022	EUT Type: Portable Handset		Page 82 of 115



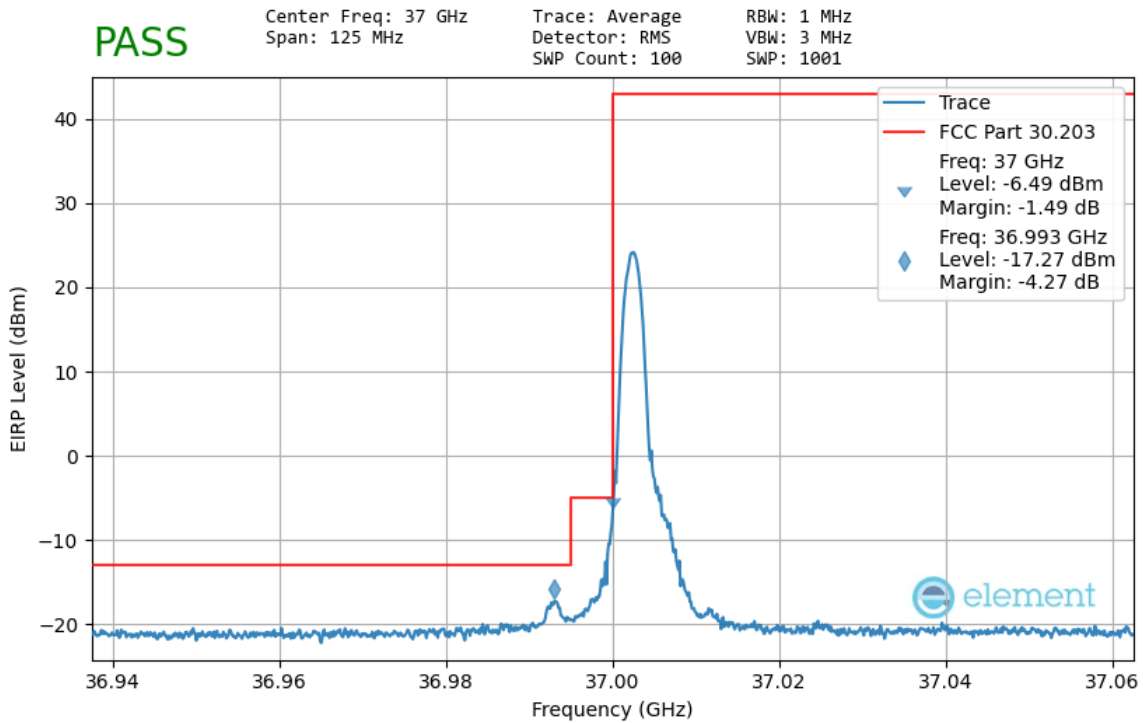
Plot 7-93. Ant#1 Upper Band Edge (100MHz-1CC – QPSK Full RB)



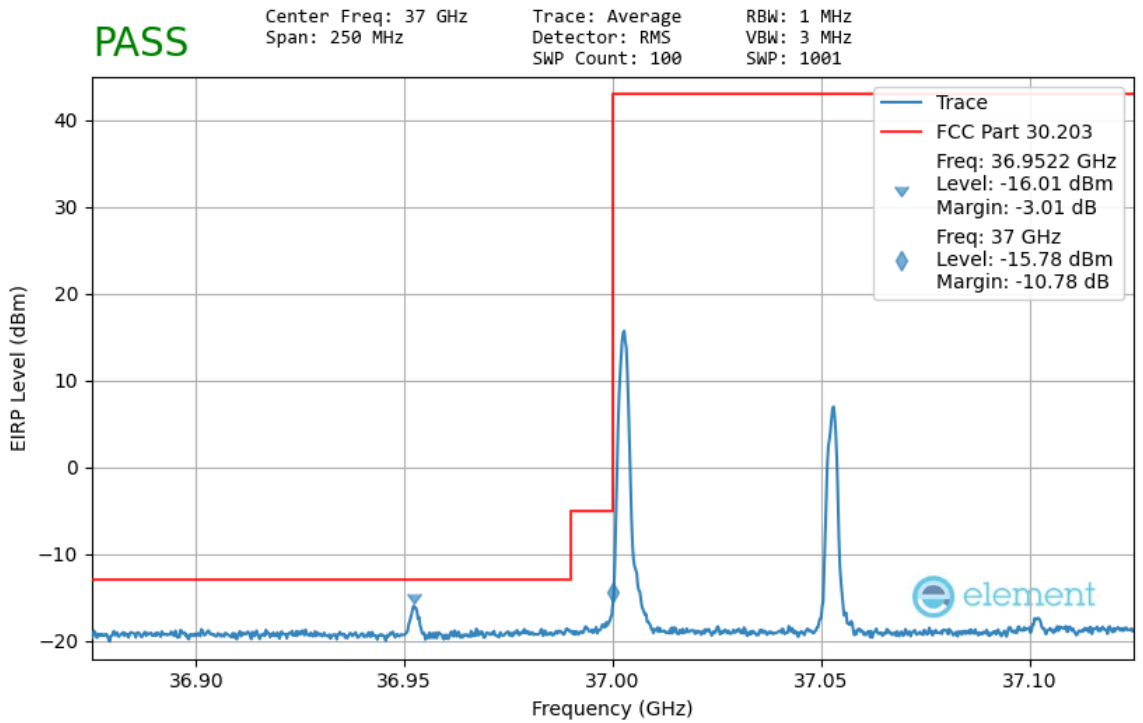
Plot 7-94. Ant#1 Upper Band Edge (100MHz-2CC – QPSK 1 RB)

FCC ID: PY7-57325M		PART 30 MEASUREMENT REPORT (CERTIFICATION)	Approved by: Technical Manager
Test Report S/N: 1M2201200003-11.PY7	Test Dates: 4/10/2022 – 5/12/2022	EUT Type: Portable Handset	Page 83 of 115

Band n260 – Worst Case

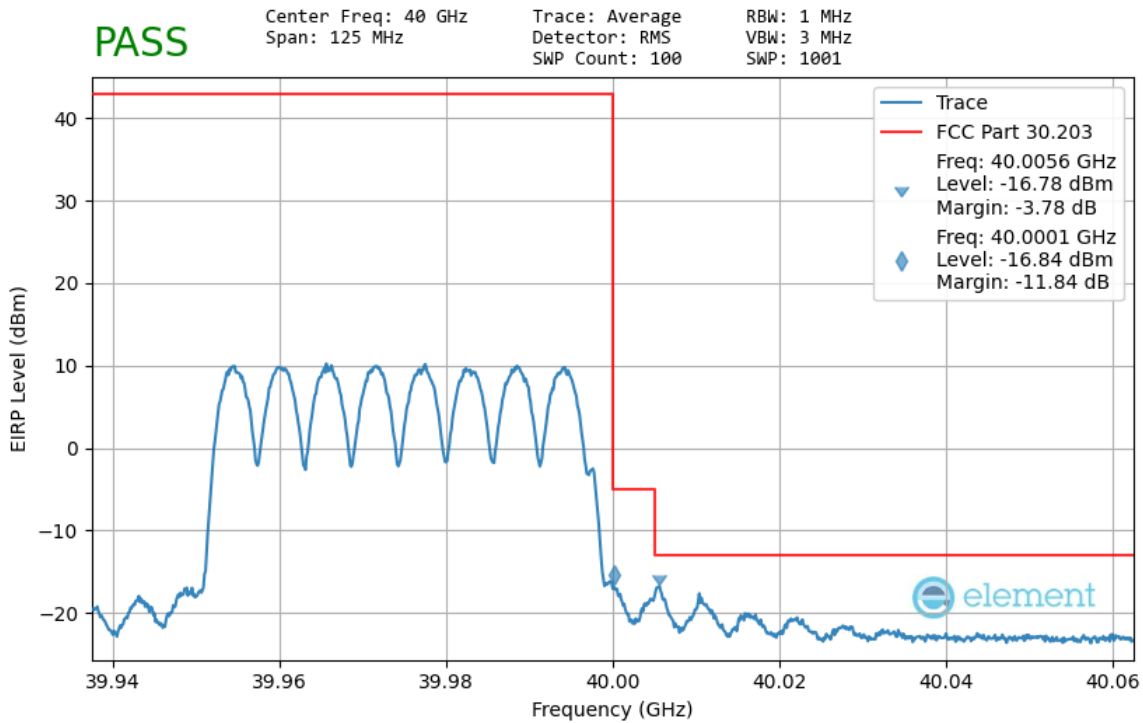


Plot 7-95. Ant#0 Lower Band Edge (50MHz-1CC QPSK 1 RB)

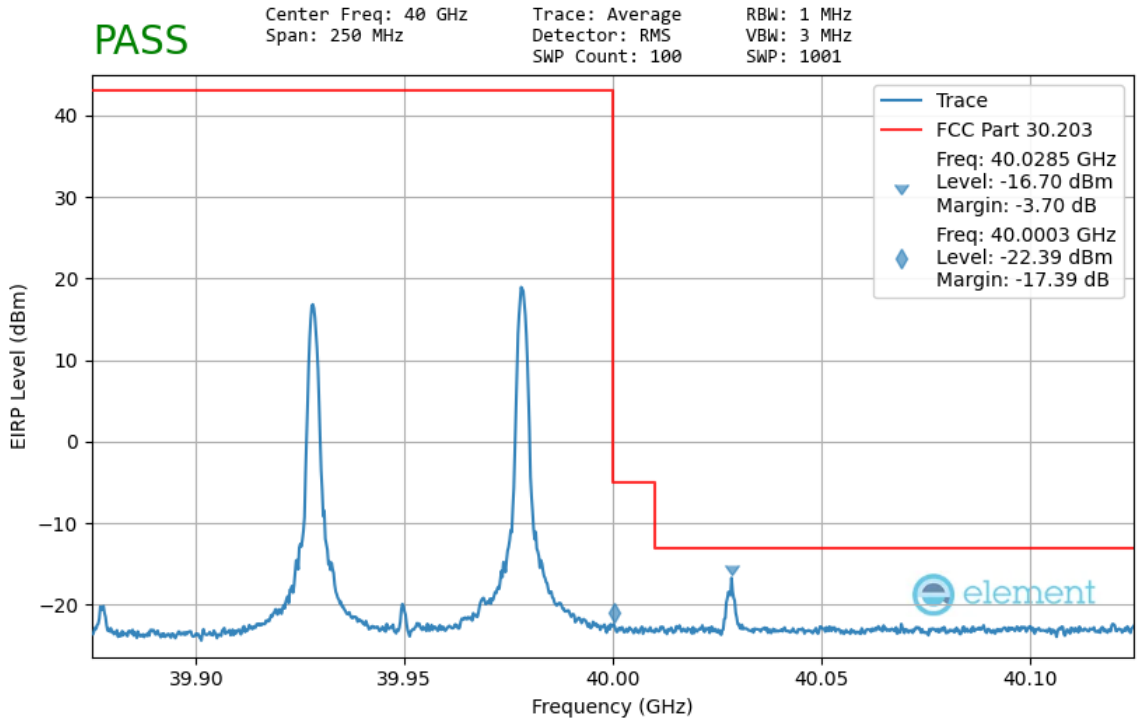


Plot 7-96. Ant#0 Lower Band Edge (50MHz-2CC – QPSK 1 RB)

FCC ID: PY7-57325M		PART 30 MEASUREMENT REPORT (CERTIFICATION)		Approved by: Technical Manager
Test Report S/N: 1M2201200003-11.PY7	Test Dates: 4/10/2022 – 5/12/2022	EUT Type: Portable Handset		Page 84 of 115

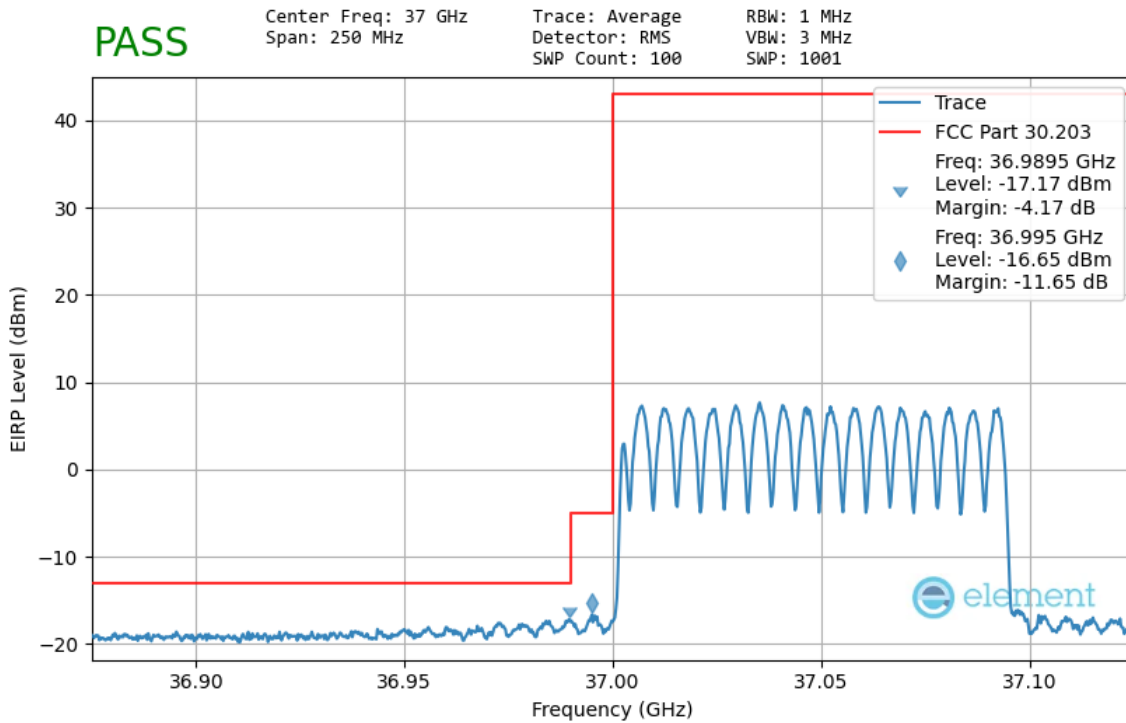


Plot 7-97. Ant#0 Upper Band Edge (50MHz-1CC – QPSK Full RB)

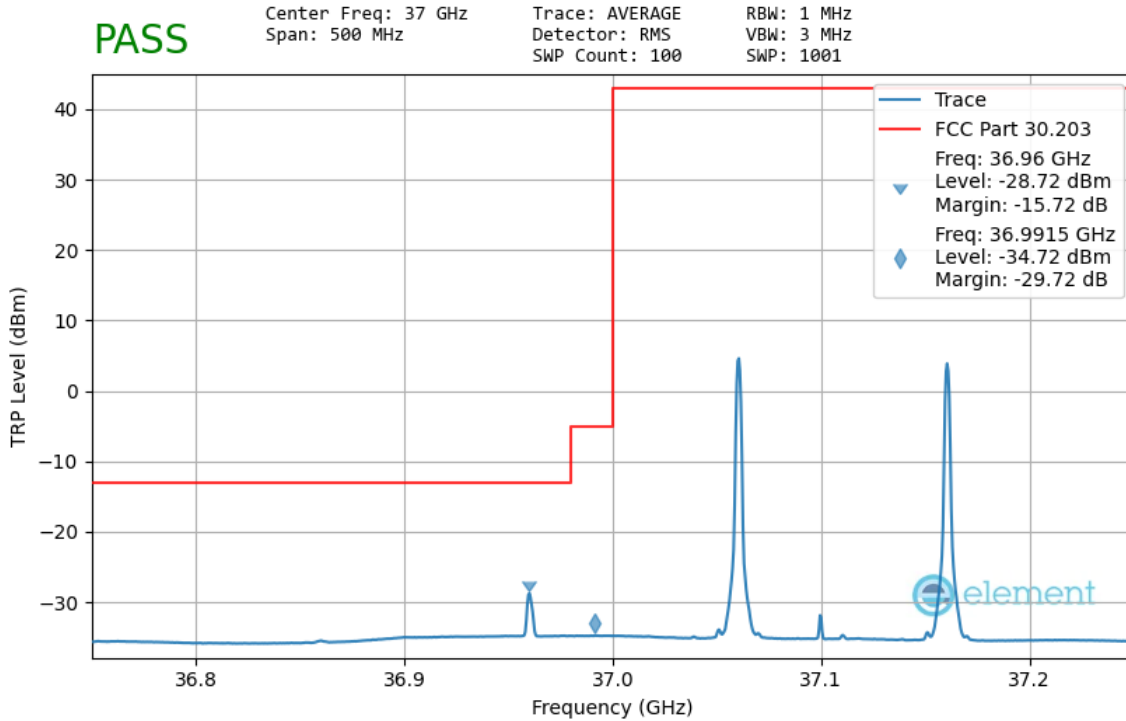


Plot 7-98. Ant#0 Upper Band Edge (50MHz-2CC – QPSK 1 RB)

FCC ID: PY7-57325M		PART 30 MEASUREMENT REPORT (CERTIFICATION)		Approved by: Technical Manager
Test Report S/N: 1M2201200003-11.PY7	Test Dates: 4/10/2022 – 5/12/2022	EUT Type: Portable Handset		Page 85 of 115

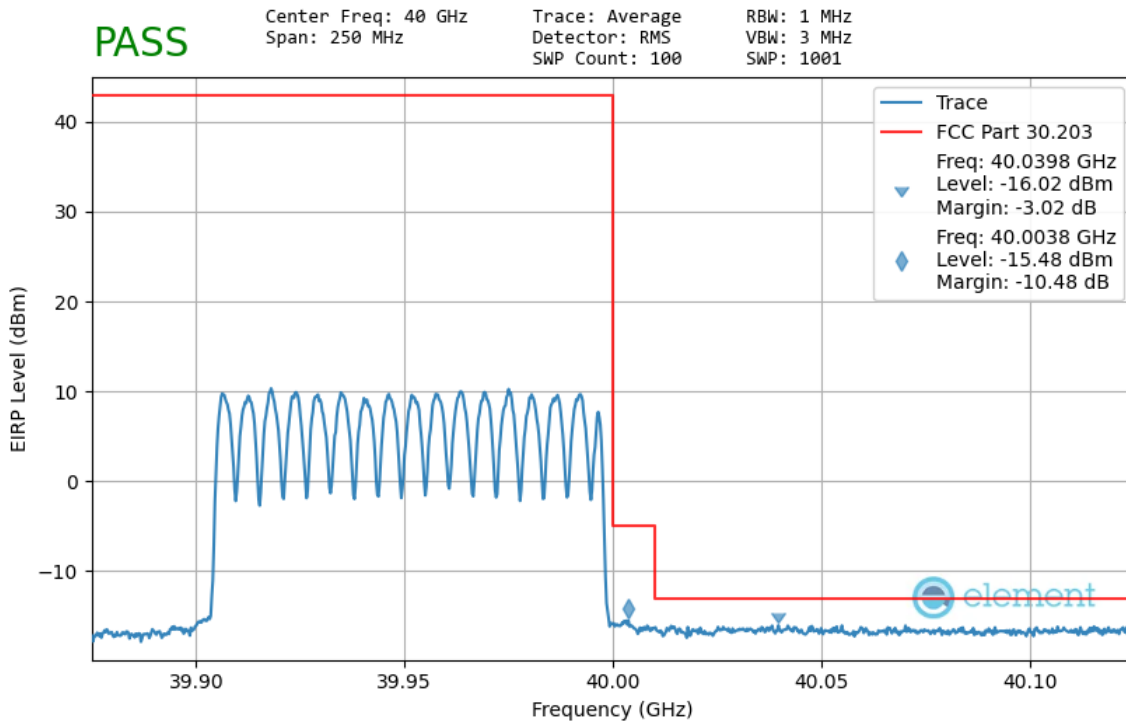


Plot 7-99. Ant#0 Lower Band Edge (100MHz-1CC – QPSK Full RB)

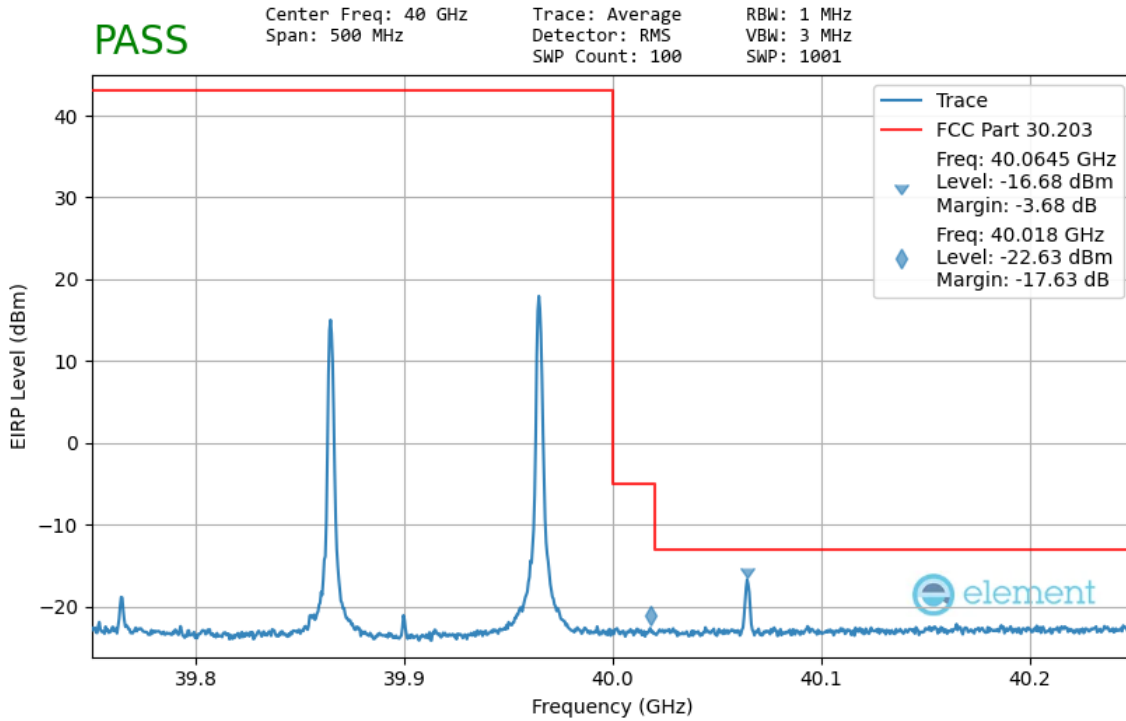


Plot 7-100. Ant#0 Lower Band Edge - TRP (100MHz-2CC – QPSK 1 RB)

FCC ID: PY7-57325M		PART 30 MEASUREMENT REPORT (CERTIFICATION)	Approved by: Technical Manager
Test Report S/N: 1M2201200003-11.PY7	Test Dates: 4/10/2022 – 5/12/2022	EUT Type: Portable Handset	Page 86 of 115

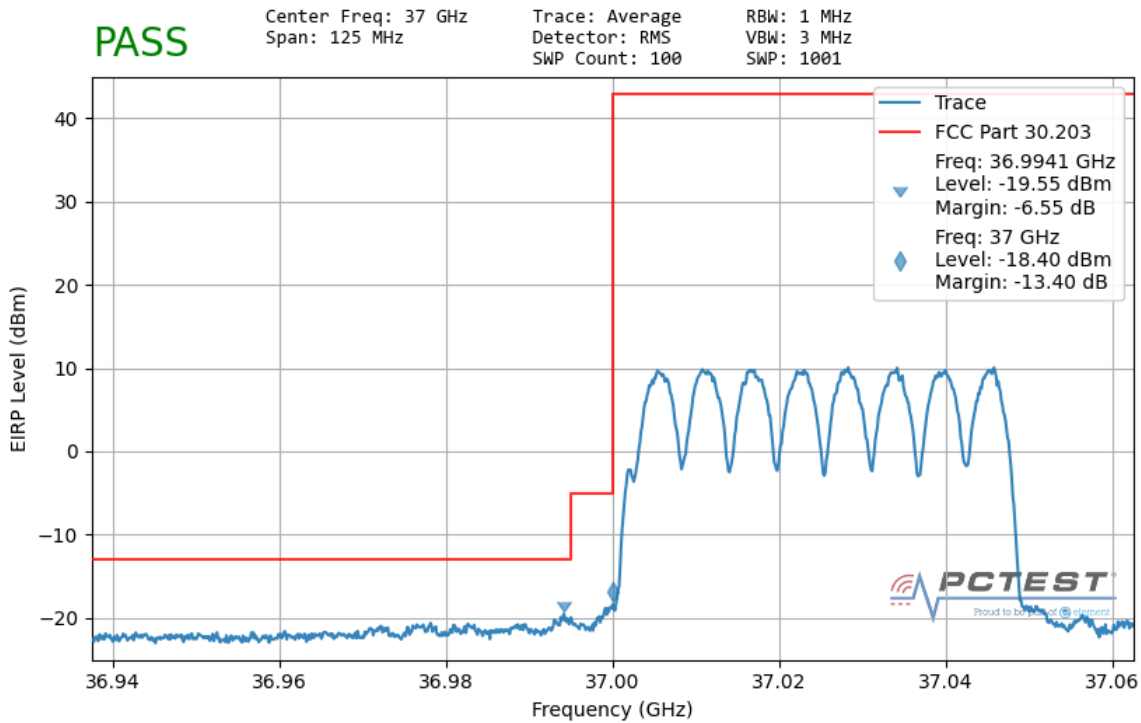


Plot 7-101. Ant#0 Upper Band Edge (100MHz-1CC – QPSK Full RB)

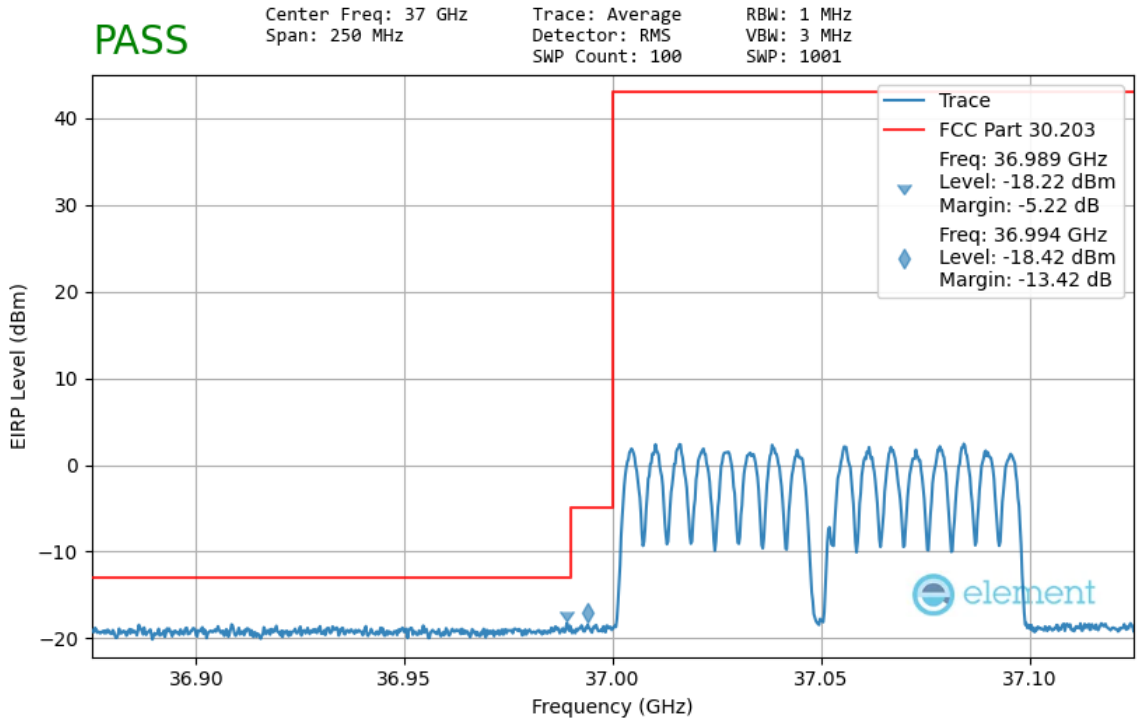


Plot 7-102. Ant#0 Upper Band Edge (100MHz-2CC – QPSK 1 RB)

FCC ID: PY7-57325M		PART 30 MEASUREMENT REPORT (CERTIFICATION)		Approved by: Technical Manager
Test Report S/N: 1M2201200003-11.PY7	Test Dates: 4/10/2022 – 5/12/2022	EUT Type: Portable Handset		Page 87 of 115

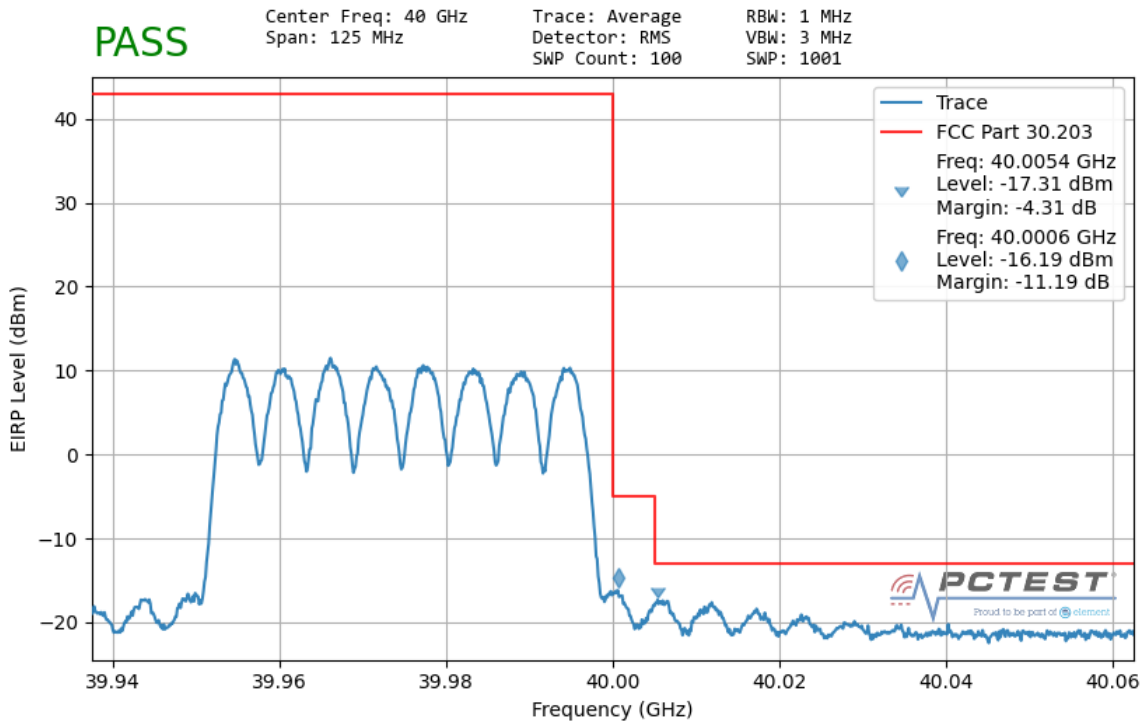


Plot 7-103. Ant#1 Lower Band Edge (50MHz-1CC – QPSK Full RB)

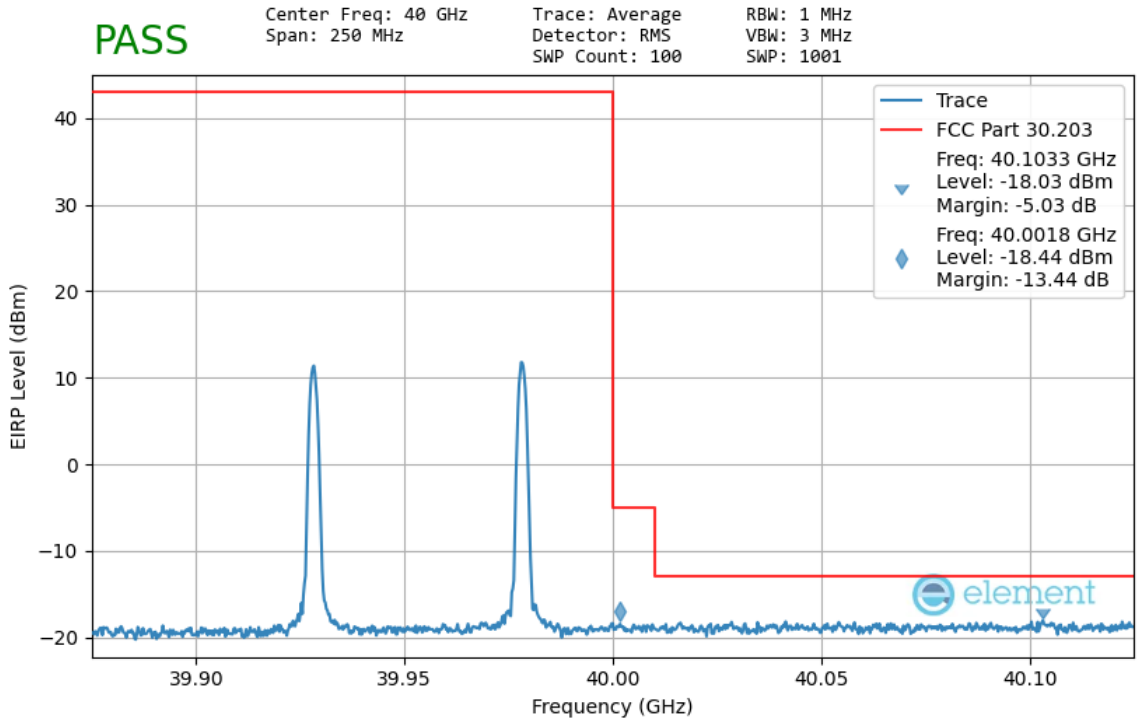


Plot 7-104. Ant#1 Lower Band Edge (50MHz-2CC – QPSK Full RB)

FCC ID: PY7-57325M		PART 30 MEASUREMENT REPORT (CERTIFICATION)		Approved by: Technical Manager
Test Report S/N: 1M2201200003-11.PY7	Test Dates: 4/10/2022 – 5/12/2022	EUT Type: Portable Handset		Page 88 of 115

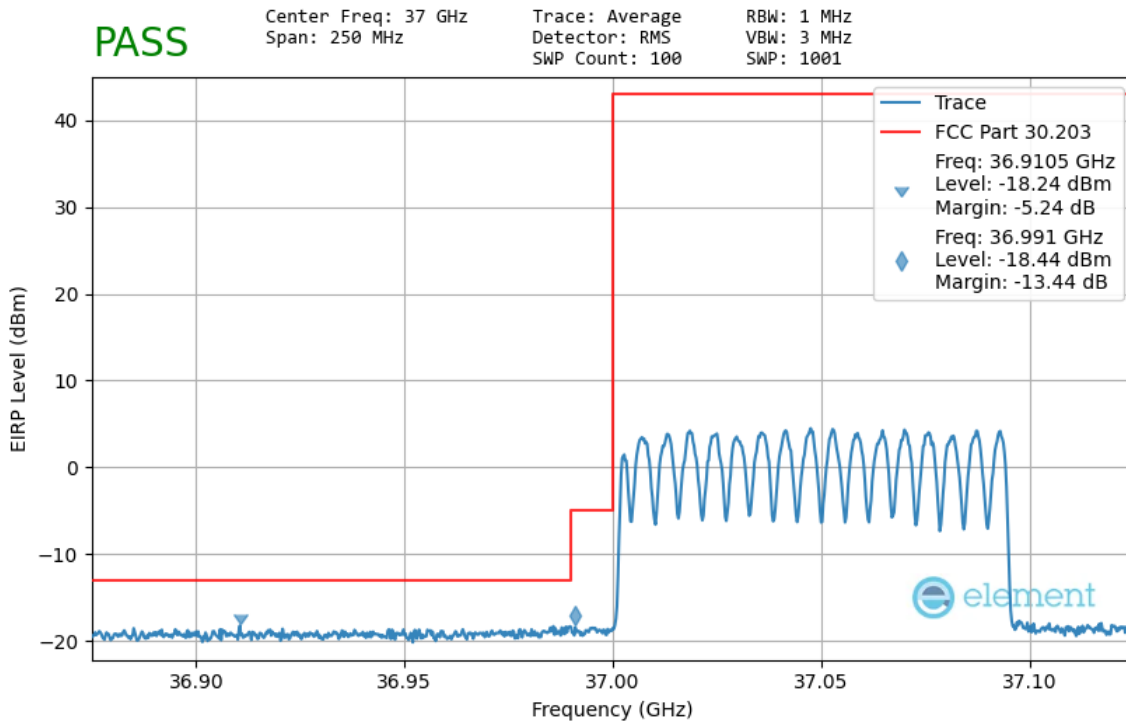


Plot 7-105. Ant#1 Upper Band Edge (50MHz-1CC – QPSK Full RB)

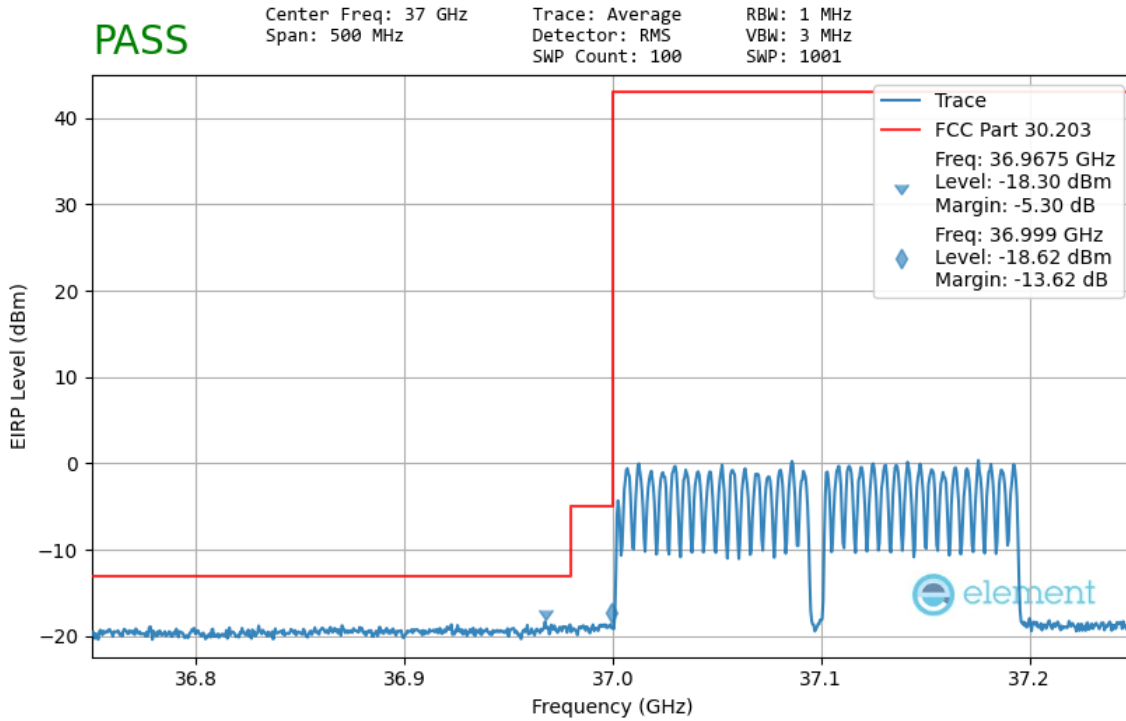


Plot 7-106. Ant#1 Upper Band Edge (50MHz-2CC – QPSK 1 RB)

FCC ID: PY7-57325M		PART 30 MEASUREMENT REPORT (CERTIFICATION)		Approved by: Technical Manager
Test Report S/N: 1M2201200003-11.PY7	Test Dates: 4/10/2022 – 5/12/2022	EUT Type: Portable Handset		Page 89 of 115

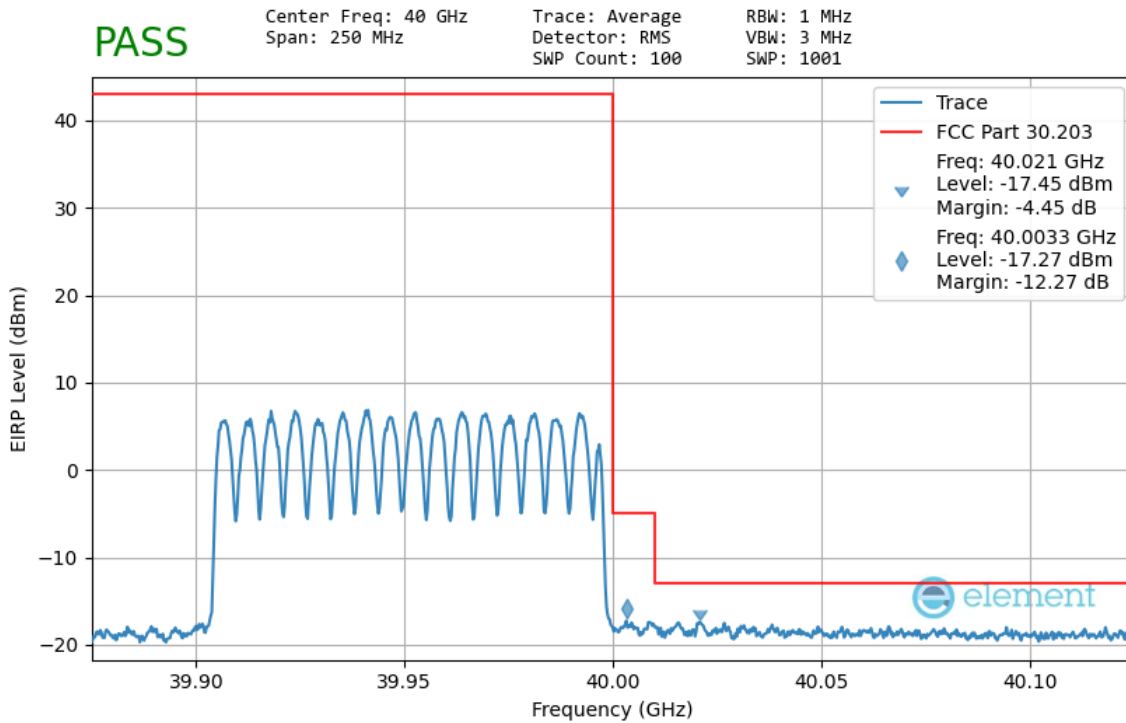


Plot 7-107. Ant#1 Lower Band Edge (100MHz-1CC – QPSK Full RB)

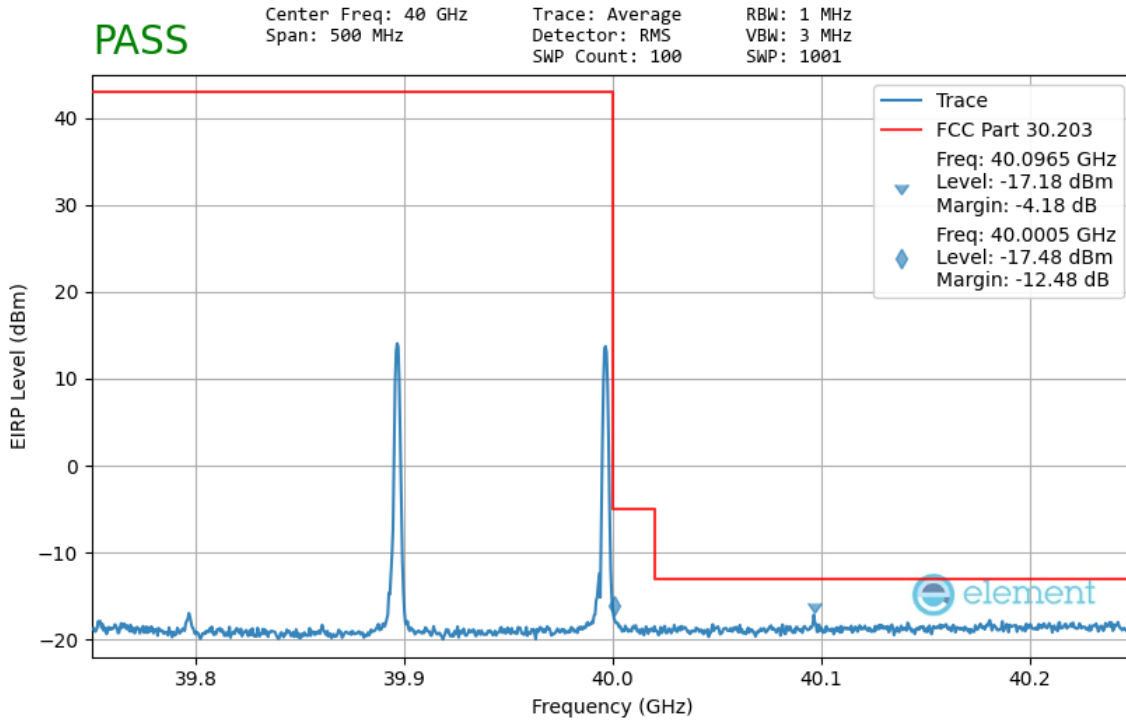


Plot 7-108. Ant#1 Lower Band Edge (100MHz-2CC – QPSK Full RB)

FCC ID: PY7-57325M		PART 30 MEASUREMENT REPORT (CERTIFICATION)		Approved by: Technical Manager
Test Report S/N: 1M2201200003-11.PY7	Test Dates: 4/10/2022 – 5/12/2022	EUT Type: Portable Handset		Page 90 of 115



Plot 7-109. Ant#1 Upper Band Edge (100MHz-1CC – QPSK Full RB)



Plot 7-110. Ant#1 Upper Band Edge (100MHz-2CC – QPSK 1 RB)

FCC ID: PY7-57325M		PART 30 MEASUREMENT REPORT (CERTIFICATION)		Approved by: Technical Manager
Test Report S/N: 1M2201200003-11.PY7	Test Dates: 4/10/2022 – 5/12/2022	EUT Type: Portable Handset		Page 91 of 115

7.6 Frequency Stability / Temperature Variation

§2.1055

Test Overview and Limit

Frequency stability testing is performed in accordance with the guidelines of ANSI C63.26-2015. The frequency stability of the transmitter is measured by:

- a.) **Temperature:** The temperature is varied from -30°C to +50°C in 10°C increments using an environmental chamber.
- b.) **Primary Supply Voltage:** The primary supply voltage is varied from 85% to 115% of the nominal value for non hand-carried battery and AC powered equipment. For hand-carried, battery-powered equipment, primary supply voltage is reduced to the battery operating end point which shall be specified by the manufacturer.

Test Procedure Used

ANSI C63.26-2015 Section 5.6
KDB 842590 D01 v01r02 Section 4.5

Test Settings

1. The carrier frequency of the transmitter is measured at room temperature (20°C to provide a reference).
2. The equipment is turned on in a “standby” condition for fifteen minutes before applying power to the transmitter. Measurement of the carrier frequency of the transmitter is made within one minute after applying power to the transmitter.
3. Frequency measurements are made at 10°C intervals ranging from -30°C to +50°C. A period of at least one half-hour is provided to allow stabilization of the equipment at each temperature level.

Test Setup

The EUT was measured using horn antenna connected to a spectrum analyzer. The EUT was placed inside an environmental chamber that uses a foam plug to maintain the temperature condition inside the chamber. The horn antenna measured the frequency of the fundamental signal.

Test Notes

The Frequency Deviation column in the table below is the amount of deviation measured from the center frequency of the Reference measurement (first row).

FCC ID: PY7-57325M		PART 30 MEASUREMENT REPORT (CERTIFICATION)		Approved by: Technical Manager
Test Report S/N: 1M2201200003-11.PY7	Test Dates: 4/10/2022 – 5/12/2022	EUT Type: Portable Handset		Page 92 of 115

V1.0



Frequency Stability Measurements (Band n261)
§2.1055

OPERATING FREQUENCY: 27,924,960,000 Hz
 CHANNEL: 2077915
 REFERENCE VOLTAGE: 4.28 VDC

VOLTAGE (%)	POWER (VDC)	TEMP (°C)	FREQUENCY (Hz)	Freq. Dev. (Hz)	Deviation (%)
100 %	4.28	+ 20 (Ref)	27,924,123,215	0	0.0000000
100 %		- 30	27,924,160,423	-37,207	-0.0001332
100 %		- 20	27,924,185,660	-62,444	-0.0002236
100 %		- 10	27,924,188,390	-65,174	-0.0002334
100 %		0	27,924,173,267	-50,052	-0.0001792
100 %		+ 10	27,924,151,343	-28,127	-0.0001007
100 %		+ 30	27,924,099,498	23,717	0.0000849
100 %		+ 40	27,924,082,074	41,141	0.0001473
100 %		+ 50	27,924,080,797	42,419	0.0001519
BATT. ENDPOINT	3.69	+ 20	27,924,123,910	-694	-0.0000025

Table 7-37. Frequency Stability Data (n261)

Note:

Based on the results of the frequency stability test at the center channel the frequency deviation results measured are very small. As such it is determined that the channels at the band edge would remain in-band when the maximum measured frequency deviation noted during the frequency stability tests is applied. Therefore the device is determined to remain operating in band over the temperature and voltage range as tested.

FCC ID: PY7-57325M		PART 30 MEASUREMENT REPORT (CERTIFICATION)		Approved by: Technical Manager
Test Report S/N: 1M2201200003-11.PY7	Test Dates: 4/10/2022 – 5/12/2022	EUT Type: Portable Handset		Page 93 of 115

Frequency Stability Measurements (Band n261)
§2.1055

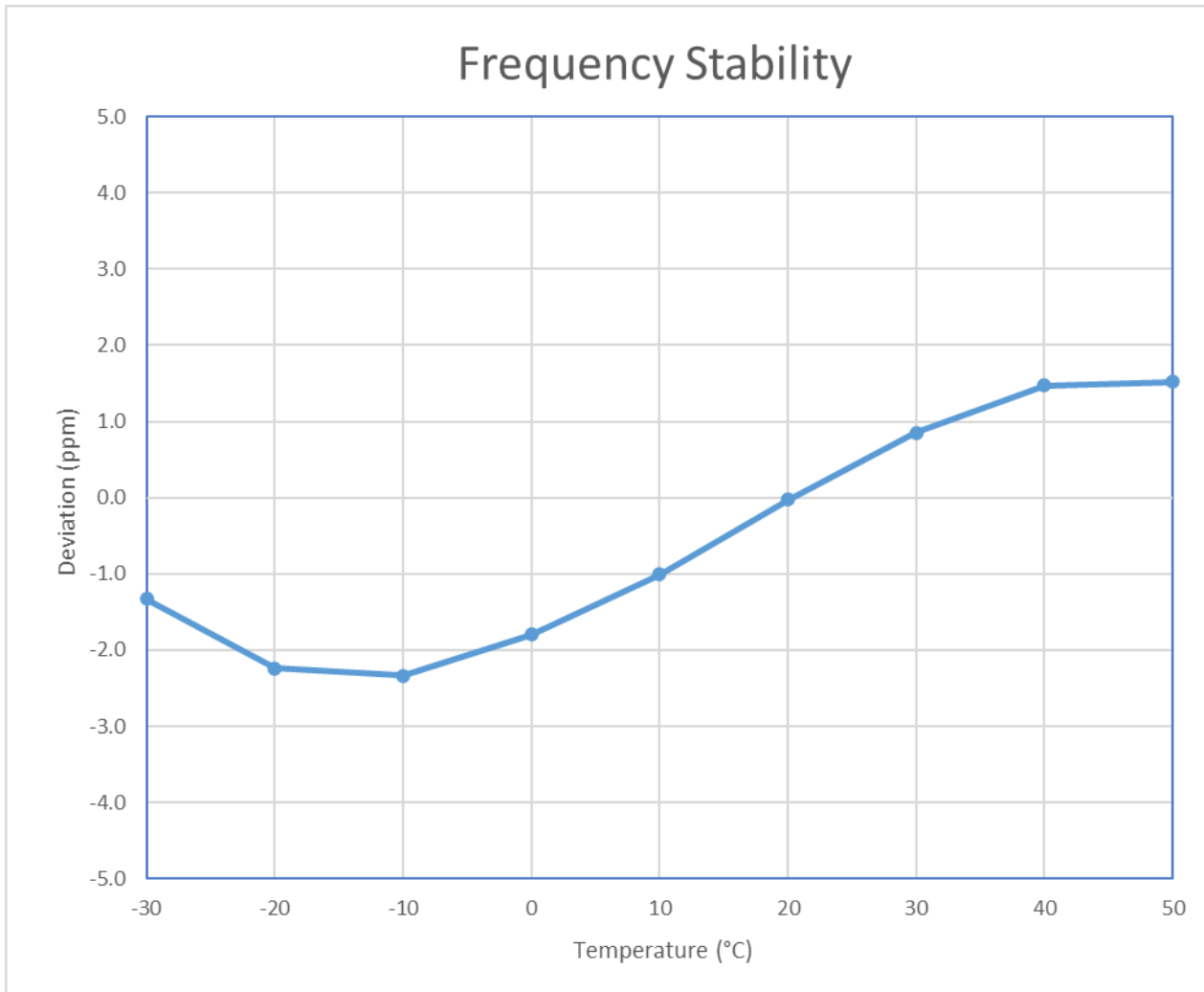


Figure 7-1. Frequency Stability Graph (n261)

FCC ID: PY7-57325M		PART 30 MEASUREMENT REPORT (CERTIFICATION)	Approved by: Technical Manager
Test Report S/N: 1M2201200003-11.PY7	Test Dates: 4/10/2022 – 5/12/2022	EUT Type: Portable Handset	Page 94 of 115



Frequency Stability Measurements (Band n260)
§2.1055

OPERATING FREQUENCY: 38,499,960,000 Hz
 CHANNEL: 2254165
 REFERENCE VOLTAGE: 4.28 VDC

VOLTAGE (%)	POWER (VDC)	TEMP (°C)	FREQUENCY (Hz)	Freq. Dev. (Hz)	Deviation (%)
100 %	4.28	+ 20 (Ref)	38,499,114,854	0	0.0000000
100 %		- 30	38,499,184,009	-69,155	-0.0001796
100 %		- 20	38,499,194,325	-79,471	-0.0002064
100 %		- 10	38,499,211,276	-96,421	-0.0002505
100 %		0	38,499,179,591	-64,737	-0.0001682
100 %		+ 10	38,499,149,502	-34,648	-0.0000900
100 %		+ 30	38,499,083,591	31,263	0.0000812
100 %		+ 40	38,499,062,791	52,064	0.0001352
100 %		+ 50	38,499,058,060	56,795	0.0001475
BATT. ENDPOINT	3.69	+ 20	38,499,114,901	-47	-0.0000001

Table 7-38. Frequency Stability Data (n260)

Note:

Based on the results of the frequency stability test at the center channel the frequency deviation results measured are very small. As such it is determined that the channels at the band edge would remain in-band when the maximum measured frequency deviation noted during the frequency stability tests is applied. Therefore the device is determined to remain operating in band over the temperature and voltage range as tested.

FCC ID: PY7-57325M		PART 30 MEASUREMENT REPORT (CERTIFICATION)		Approved by: Technical Manager
Test Report S/N: 1M2201200003-11.PY7	Test Dates: 4/10/2022 – 5/12/2022	EUT Type: Portable Handset		Page 95 of 115

Frequency Stability Measurements (Band n260)
§2.1055

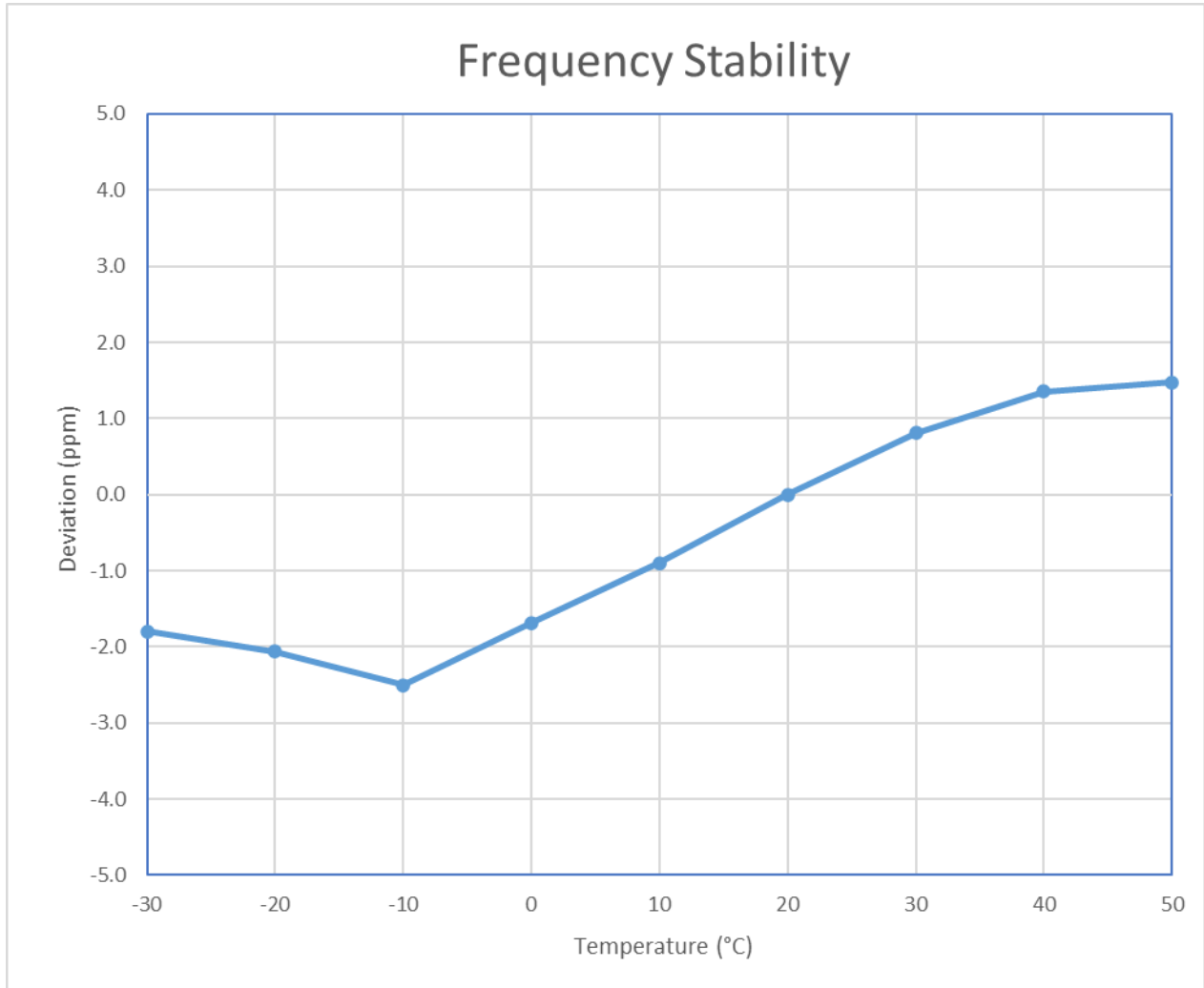


Figure 7-2. Frequency Stability Graph (n260)

FCC ID: PY7-57325M	 PART 30 MEASUREMENT REPORT (CERTIFICATION)	Approved by: Technical Manager
Test Report S/N: 1M2201200003-11.PY7		Test Dates: 4/10/2022 – 5/12/2022

8.0 CONCLUSION

The data collected relate only to the item(s) tested and show that the **Sony Portable Handset FCC ID: PY7-57325M** complies with all the requirements of Part 30.

FCC ID: PY7-57325M		PART 30 MEASUREMENT REPORT (CERTIFICATION)	Approved by: Technical Manager
Test Report S/N: 1M2201200003-11.PY7	Test Dates: 4/10/2022 – 5/12/2022	EUT Type: Portable Handset	Page 97 of 115

V1.0

9.0 APPENDIX A

9.1 VDI Mixer Verification Certificate



Virginia Diodes, Inc
 979 2nd St. SE
 Suite 309
 Charlottesville, VA 22902
 Phone: 434-297-3257
 Fax: 434-297-3258

Certificate of Conformance

To: PCTEST Engineering Laboratory
 7185 Oakland Mills Road
 Columbia, MD 21046
 United States

From: Virginia Diodes, Inc
 979 2nd St. SE
 Suite 309
 Charlottesville, VA 22902

Packing List No: 202943
 Shipping Date: 08/28/20

Today's Date: 08/28/20
 PO Number: 200414.DP2

Quantity	Shipped	Unit	Description	Order-Job Number
1		EA	VDIWR19.0SAX-M-M4 WR19SAX-M-M4 / SN: SAX 679	20177A-01

The VDI product(s) in this shipment meet(s) the guidelines for performance specifications established in accordance with the corresponding Purchase Order. Data presented in the User Guide, where applicable, has been obtained in accordance with VDI's Quality Management System. All instruments, used to obtain data, which require calibration have been calibrated with equipment traceable to the National Institute of Standards and Technology (NIST) and through NIST to the International System of Units (SI).



Authorized Signature
 Virginia Diodes, Inc

Page 1 of 1

FCC ID: PY7-57325M		PART 30 MEASUREMENT REPORT (CERTIFICATION)		Approved by: Technical Manager
Test Report S/N: 1M2201200003-11.PY7	Test Dates: 4/10/2022 – 5/12/2022	EUT Type: Portable Handset		Page 98 of 115

V1.0



Virginia Diodes, Inc
 979 2nd St. SE
 Suite 309
 Charlottesville, VA 22902
 Phone: 434-297-3257
 Fax: 434-297-3258

Certificate of Conformance

To: PCTEST Engineering Laboratory
 7185 Oakland Mills Road
 Columbia, MD 21046
 United States

From: Virginia Diodes, Inc
 979 2nd St. SE
 Suite 309
 Charlottesville, VA 22902

Packing List No: 202695	Today's Date: 08/14/20
Shipping Date: 08/12/20	PO Number: 200414.DP2

Quantity			<u>Order-Job</u>
<u>Shipped</u>	<u>Unit</u>	<u>Description</u>	<u>Number</u>
1	EA	VDIWR12.0SAX-M-M6 S/N: SAX 680	20177B-01

The VDI product(s) in this shipment meet(s) the guidelines for performance specifications established in accordance with the corresponding Purchase Order. Data presented in the User Guide, where applicable, has been obtained in accordance with VDI's Quality Management System. All instruments, used to obtain data, which require calibration have been calibrated with equipment traceable to the National Institute of Standards and Technology (NIST) and through NIST to the International System of Units (SI).

Authorized Signature _____
 Virginia Diodes, Inc

FCC ID: PY7-57325M		PART 30 MEASUREMENT REPORT (CERTIFICATION)	Approved by: Technical Manager
Test Report S/N: 1M2201200003-11.PY7	Test Dates: 4/10/2022 – 5/12/2022	EUT Type: Portable Handset	Page 99 of 115



Virginia Diodes, Inc
 979 2nd St. SE
 Suite 309
 Charlottesville, VA 22902
 Phone: 434-297-3257
 Fax: 434-297-3258

Certificate of Conformance


To: PCTEST Engineering Laboratory
 7185 Oakland Mills Road
 Columbia, MD 21046
 United States

From: Virginia Diodes, Inc
 979 2nd St. SE
 Suite 309
 Charlottesville, VA 22902

Packing List No: 203623	Today's Date: 10/22/20
Shipping Date: 10/22/20	PO Number: 200414.DP2

<u>Quantity</u>	<u>Shipped</u>	<u>Unit</u>	<u>Description</u>	<u>Order-Job Number</u>
1		EA	VDIWR8.0SAX-M-M9 S/N: SAX 681	20177C-01

The VDI product(s) in this shipment meet(s) the guidelines for performance specifications established in accordance with the corresponding Purchase Order. Data presented in the User Guide, where applicable, has been obtained in accordance with VDI's Quality Management System. All instruments, used to obtain data, which require calibration have been calibrated with equipment traceable to the National Institute of Standards and Technology (NIST) and through NIST to the International System of Units (SI).



Authorized Signature
 Virginia Diodes, Inc

FCC ID: PY7-57325M		PART 30 MEASUREMENT REPORT (CERTIFICATION)	Approved by: Technical Manager
Test Report S/N: 1M2201200003-11.PY7	Test Dates: 4/10/2022 – 5/12/2022	EUT Type: Portable Handset	Page 100 of 115



Virginia Diodes, Inc
 979 2nd St. SE
 Suite 309
 Charlottesville, VA 22902
 Phone: 434-297-3257
 Fax: 434-297-3258

Certificate of Conformance


To: PCTEST Engineering Laboratory
 7185 Oakland Mills Road
 Columbia, MD 21046
 United States

From: Virginia Diodes, Inc
 979 2nd St. SE
 Suite 309
 Charlottesville, VA 22902

Packing List No: 203281	Today's Date: 09/24/20
Shipping Date: 09/24/20	PO Number: 200414.DP2

Quantity	Shipped	Unit	Description	Order-Job Number
1	EA	VDIWR5.1SAX-M-M18	WR5.1SAX-M-M18 - Mini Spectrum Analyzer Extension Module; SN: SAX 682.	20177D-01

The VDI product(s) in this shipment meet(s) the guidelines for performance specifications established in accordance with the corresponding Purchase Order. Data presented in the User Guide, where applicable, has been obtained in accordance with VDI's Quality Management System. All instruments, used to obtain data, which require calibration have been calibrated with equipment traceable to the National Institute of Standards and Technology (NIST) and through NIST to the International System of Units (SI).



 Authorized Signature
 Virginia Diodes, Inc

FCC ID: PY7-57325M		PART 30 MEASUREMENT REPORT (CERTIFICATION)	Approved by: Technical Manager
Test Report S/N: 1M2201200003-11.PY7	Test Dates: 4/10/2022 – 5/12/2022	EUT Type: Portable Handset	Page 101 of 115

9.2 Test Scope Accreditation



SCOPE OF ACCREDITATION TO ISO/IEC 17025:2017

ELEMENT MATERIALS TECHNOLOGY WASHINGTON DC LLC
 (formerly PCTEST)
 7185 Oakland Mills Road
 Columbia, MD 21046
 Randy Ortanez Phone: 410 290 6652

ELECTRICAL¹

Valid To: May 31, 2022

Certificate Number: 2041.01

In recognition of the successful completion of the A2LA evaluation process, accreditation is granted to this laboratory at the location listed above, *as well as the two satellite laboratory locations listed below*, to perform the following Electromagnetic Compatibility, SAR, HAC, Telecommunications, OTA, Battery, RF, and Conformance and Protocol testing of wireless devices:

<u>Test Technology:</u>	<u>Test Method(s)²:</u>
Emissions Radiated and Conducted	CFR 47, FCC Parts 15B/C/D/E/F/G/H (using ANSI C63.4:2014, ANSI C63.10:2013, ANSI C63.17:2013, and FCC KDB 905462 D02 (v02)), 18 (using MP-5:1986); ANSI C63.10:2020; KDB 987594; ETSI TS 134 124 Universal Mobile Telecommunications System (UMTS); (3GPP TS 34.124); (3GPP TS38.124 NR; Electromagnetic Compatibility (EMC) Requirements for Mobile Terminals and Ancillary Equipment); ETSI TS 136 124 LTE; Evolved Universal Terrestrial Radio Access (E-UTRA); (3GPP TS 36.124); ETSI TS 151 010-1 Digital Cellular Telecommunications System (Phase 2+) (GSM); 3GPP TS 51.010-1, Section 12 (Conducted and Radiated Spurious Emissions); EN55011; EN 55032; CNS 13438 (up to 6 GHz); AS/NZS CISPR 11; IEC/CISPR 11; CISPR 32; FCC OET/MP-5; ICES-003; KN 11; KN 32; VCCI V-3(2016.11); VCCI V-3 (2015.04); VCCI 32-1: VCCI-CISPR 32
Accessibility	CFR 47, FCC Part 14
Transmitter/Receiver	RSS 111; RSS 112; RSS 117; RSS 119; RSS 123; RSS 125; RSS 127; RSS 130; RSS 131; RSS 132; RSS 133; RSS 134; RSS 135; RSS 137; RSS 139; RSS 140; RSS 141; RSS 142; RSS 170; RSS 181; RSS 182; RSS 191; RSS 192; RSS 194; RSS 195; RSS 196; RSS 197; RSS 199; RSS 210; RSS 211; RSS 213; RSS 215; RSS 216; RSS 220; RSS 222; RSS 236; RSS 238; RSS 243; RSS 244; RSS 246; RSS 247; RSS 248; RSS 251; RSS 252; RSS 287; RSS 288; RSS 310; RSS Gen

(A2LA Cert. No. 2041.01) Revised 03/15/2022



Page 1 of 13

5202 Presidents Court, Suite 220 | Frederick, MD 21703-8515 | Phone: 301 644 3248 | Fax: 240 454 9449 | www.A2LA.org

FCC ID: PY7-57325M		PART 30 MEASUREMENT REPORT (CERTIFICATION)	Approved by: Technical Manager
Test Report S/N: 1M2201200003-11.PY7	Test Dates: 4/10/2022 – 5/12/2022	EUT Type: Portable Handset	Page 102 of 115

V1.0

Test Technology:

SAR/RF Exposure

Test Method(s):

IEEE 1528-2013; RSS 102 Issue 5 (2015);
 EN 50360-2017; EN 62209-1:2016; EN 62209-2:2010;
 IEC 62209-1 2nd Edition 2016; IEC 62209-2 2010;
 IEC PAS 63083-2017; EN 50566-2017; IEC 62209-2 AMD 1;
 Australian Communications Authority Radio Communications
 (Electromagnetic Radiation – Human Exposure) Standard 2014;
 FCC KDB 248227 D01; FCC KDB 447498 D01, D02, and D03;
 FCC KDB 615223 D01; FCC KDB 616217 D04;
 FCC KDB 643646 D01; FCC KDB 648474 D03 and D04;
 FCC KDB 680106 D01; FCC KDB 865664 D01 and D02;
 FCC KDB 941225 D01, D05, D05A, D06, and D07;
 EN 50401:2017; EN 50385:2017; IEC 62311:2008;
 IEC 62479:2010; EN 62479:2010; EN 50663:2017;
 EN 62311:2007; EN 62232:2017; IEC 62232:2017;
 IEEE C95.1-2005; IEEE C95.1-1992; IEEE C95.3-2002;
 RSS-102 (SAR, RF Exposure, NS), SPR-003; SPR-002; SPR-001;
 SPR-004;
 IEC TR 62630:2010; IEEE C95.3.1:2010; IEC TR 63170:2018;
 AS/NZS 2772.2:2016; EN 62209-3: 2019; IEC 62209-3:2019;
 C95.1: 2019; ICNIRP (100KHz – 300 GHz): 2020;
 IEC 62311:2019; EN 62311:2020; IEC/IEEE 62209-1528:2020;
 RRA Public Notification 2018-18, December 7, 2018

Hearing Aid Compatibility

ANSI C63.19:2007; ANSI C63.19:2011; ANSI C63.19:2019;
 CTIA Test Plan for Hearing Aid Compatibility v.3.1.1 (2017);
 FCC KDB 285076, D01 & D02; RSS-HAC

United States Radio

47 CFR FCC Parts 20, 22, 24, 25, 27, 30, 73, 74, 80, 87, 90, 95,
 96, 97, 101 (using ANSI/TIA-603-E, TIA-102.CAAA-E,
 ANSI C63.26:2015); ANSI/TIA-603-D; TIA-102.CAAA-D;
 FCC KDB 935210 D03 (v04); FCC KDB 935210 D04 (v02);
 FCC KDB 935210 D05 (v01)

European Radio

ETSI EN 302 065-1 Version 2.1.1 (2016-11);
 ETSI EN 302 065-2 Version 2.1.1 (2016-11);
 ETSI EN 302 065-3 Version 2.1.1 (2016-11);
 ETSI EN 302 065-4 Version 1.1.1 (2016-11);
 ETSI EN 302 291-1 Version 1.1.1 (2005-07);
 ETSI EN 302 291-2 Version 1.1.1 (2005-07);
 ETSI EN 302 502 Version 2.1.3 (2017-07);
 ETSI EN 302 510-1 Version 1.1.1;
 ETSI EN 302 510-2 Version 1.1.1;
 ETSI EN 302 537 Version 2.1.1 (2016-10);
 ETSI EN 301 511 Version 12.5.1 (2017-03);
 ETSI EN 301 839 Version 2.1.1 (2016-04);
 ETSI EN 301 893 Version 2.1.1 (2017-05);
 ETSI EN 301 893 Version 1.8.1 (2015-03);
 ETSI EN 301 908-1 Version 13.1.1 (2019-11);
 ETSI EN 301 908-13 Version 13.1.1 (2019-11);



FCC ID: PY7-57325M		PART 30 MEASUREMENT REPORT (CERTIFICATION)		Approved by: Technical Manager
Test Report S/N: 1M2201200003-11.PY7	Test Dates: 4/10/2022 – 5/12/2022	EUT Type: Portable Handset		Page 103 of 115

<u>Test Technology:</u>	<u>Test Method(s) ¹:</u>
European Radio (cont'd)	ETSI EN 300 220-1 Version 3.1.1 (2017-02); ETSI EN 300 220-2 Version 3.2.1 (2018-06); ETSI EN 300 328 Version 2.1.1 (2016-11); ETSI EN 300 328 Version 2.2.2 (2019-07); ETSI EN 300 330 Version 2.1.1 (2017-02); ETSI EN 300 440 Version 2. (22.1 (2018-07); ETSI EN 300 440-2 Version 1.4.1 (2010-08); KS X 3123, KS X 3142, KS X 3270, KS X 3271; LP0002; DGT LP0002;
Korean Radio	Regulations on Radio Equipment (MSIT Ordinance MSIT No. 63, Dec. 24, 2020); Unlicensed Radio Equipment Established Without Notice (MSIT Public Notification 2020-59, Oct. 16, 2020); Technical Requirements for the Human Protection against Electromagnetic Waves (MSIT Public Notification 2019-4, January 16, 2019); Equipment to be Subject of the Test Procedure for Electromagnetic Field Strength and Specific Absorption Rate (RRA Public Notification 2019-1, January 17, 2019); Technical Requirements for Radio Equipment for Telecommunication Services (RRA Public Notification 2019-9, June 3, 2019); Technical Requirements for Measurement and Test Procedure of Specific Absorption Rate (RRA Public Notification 2018-18, Dec 7, 2018); Technical Requirements for Measurement of Electromagnetic Field Strength (RRA Public Notification 2019-3, March 4, 2019)
Australia/New Zealand Radio	AS/NZS 4268:2017
Licensed Wireless Devices	ANSI C63.26:2015
Wired and Wireless Conformance	
5G NR	3GPP TS 38.508-1; 3GPP TS 38.508-2; 3GPP TS 38.521-1; 3GPP TS 38.521-2; 3GPP TS 38.521-3; 3GPP TS 38.521-4; 3GPP TS 38.522; 3GPP TS 38.523-1; 3GPP TS 38.523-2; 3GPP TS 38.523-3; 3GPP TS 38.533; VZW 5G NR FR2 RFOTA; VZW 5G Protocol Pre-Conformance (TS 38.523-1); VZW 5G NR FR1 Supp RF; VZW 5G NR RF Pre Conformance (TS 38.521-3); VZW 5G NR Radio Resource Management (RRM) Pre-Conformance (TS 38.533)

(A2LA Cert. No. 2041.01) Revised 03/15/2022



Page 3 of 13

FCC ID: PY7-57325M		PART 30 MEASUREMENT REPORT (CERTIFICATION)	Approved by: Technical Manager
Test Report S/N: 1M2201200003-11.PY7	Test Dates: 4/10/2022 – 5/12/2022	EUT Type: Portable Handset	Page 104 of 115

V1.0

Test Technology:

Test Method(s) ¹:

LTE

3GPP TS 36.521-1; 3GPP TS 36.521-3; 3GPP TS 36.523-1;
 3GPP 37.571-1; 3GPP 37.571-2; 3GPP TS 34.229;
 3GPP Carrier Aggregation;
 PTCRB NAPRD.03; PTCRB PPMD;
 PTCRB Cat-M (per RFT132 eMTC);
 PVG.09 LTE Data Throughput & TR 37.901 Data Throughput Performance;
 PVG.04 PTCRB Radiated Spurious Emissions;
 Global Certification Forum (GCF-CC) Certification / LTE Field Test (TS.11) ³;
 3GPP Cat-NB & Cat-M;
 MetroPCS Lab Conformance; AT&T LTE Conformance;
 AT&T IoT Accelerator Conformance, 19263;
 VZW Lab Conformance; VZW Supl RF;
 VZW FR2 Supplementary RF, VZW FR1 Supplementary RF;
 VZW Supl Signaling Conformance;
 VZW Supl RRM;
 VZW LTE LBS Performance;
 VZW Safe for Network (SFN), VZW Phase 1, VZW Open Development and Field Interoperability Testing (FIT) ³;
 VZW Network Extender; VZW PCO; VZW Data Retry;
 VZW Data Throughput; VZW SMS; VZW AT Commands;
 VZW CMAS; VZW eMBMS; VZW APN; VZW Cat-M VoLTE;
 Live Network Extender and Android Test Plan;
 Sprint LTE Test Plan; Sprint LTE Safe for Network (SFN);
 Sprint LTE Conformance; Sprint LTE IoT;
 Sprint Lab Conformance; USCC Lab Conformance;
 KDDI LTE Device Testing; SoftBank LTE Testing

WCDMA (UTRA)

3GPP TS 34.121-1; 3GPP TS 34.123-1;
 SoftBank Mobile WCDMA Testing

SVLTE / Multimode

CDMA-LTE Inter-RAT (iRAT); CDMA-LTE Inter-RAT SVD;
 SVLTE: 1x RF with LTE Data Cal;
 SVLTE: LTE RF with 1x Voice Call;
 SVD and SVLTE: LTE Data Throughput with 1x Voice Call;
 eHRPD; GMSS; SVD GMSS; E911 Data Call Processing;
 Stress Testing; RSSI for MM Devices; SVD Interband;
 LTE LBS Performance; VZW Multimode Supl Signaling;
 VZW Multimode SMS; VZW Multimode Data Retry

VoLTE

IMS VoIP; Rich Communication Services (RCS);
 VoLTE to 1xRTT Fallback for SVLTE (1xRTT Fallback);
 IMS Registration and Retry; ePDG Live Network;
 E911 for VoLTE; VZW hVoLTE;
 VZW VoIP and VT Performance;
 VZW Interband RRM and Protocol

(A2LA Cert. No. 2041.01) Revised 03/15/2022



Page 4 of 13

FCC ID: PY7-57325M		PART 30 MEASUREMENT REPORT (CERTIFICATION)		Approved by: Technical Manager
Test Report S/N: 1M2201200003-11.PY7	Test Dates: 4/10/2022 – 5/12/2022	EUT Type: Portable Handset		Page 105 of 115

V1.0

<u>Test Technology:</u>	<u>Test Method(s) ¹:</u>
Carrier Aggregation	VZW Carrier Aggregation Supplementary RF; VZW Carrier Aggregation Data Throughout
UICC	USIM/USAT/CSIM/ISIM Interaction Test Plan (LTE/WCDMA/GSM/CDMA/MM); 3GPP TS 31.121; 3GPP TS 31.124; ETSI TS 102 230; SIM Application Interaction Test Plan; UICC USIM ISIM Electrical; UICC USIM ISIM Protocol (LTE/WCDMA/GSM/CDMA); SWP/HCI ETSI TS 102 694-1; ETSI TS 102 695-1
SunSpec Alliance	SunSpec – CSIP (Common Smart Inverter Profile) Conformance Test Procedures; SunSpec – Advanced Function Inverter Test Lab Specification; SunSpec – UL1741 Supplement SA/Rule 21 Implementation Guide; IEEE 2030.5-2018 Smart Energy Profile Application Protocol
CBRS (OnGo) / WinnForum	CBRS Alliance Certification Test Plan; WinnForum Conformance and Performance Test Technical Standards

¹ This accreditation covers testing performed at the main laboratory listed above, and the two satellite laboratories listed below:



FCC ID: PY7-57325M		PART 30 MEASUREMENT REPORT (CERTIFICATION)	Approved by: Technical Manager
Test Report S/N: 1M2201200003-11.PY7	Test Dates: 4/10/2022 – 5/12/2022	EUT Type: Portable Handset	Page 106 of 115

PCTEST ENGINEERING LABORATORY, LLC.
 7195 Oakland Mills Rd, Suite A
 Columbia, MD 21016

Test Technology:

Test Method(s) ²:

Wireless

3GPP2 C.S0011-C 20-Feb-2006 (TIA-98D/E/F)
(excluding Sections 3.2.1.3, 3.2.3.2, 3.3.3, 3.3.4, 3.3.5, 3.3.6, 3.4.6, 3.4.8, 3.4.10, 3.4.11, 3.4.12, 3.4.13, 3.7.2, 4.4.8, 4.4.9.2.1, 4.4.10, 4.4.11);
 3GPP2 C.S0043-0 24-Sep-2004 (TIA-1035);
 3GPP2 C.S0036-0 11-Mar-2002 (TIA-916);
 3GPP2 C.S0036-A 23-May-2011 (TIA-916-A);
 3GPP2 C.S0037-0 19-Apr-2002 (TIA-918);
 3GPP2 C.S0056-0 22-Jul-2005 (TIA-1042);
 3GPP2 C.S0059-0 20-Aug-2008 (TIA-1038);
 3GPP2 C.S0060-0 06-Dec-2005 (TIA-1044);
 3GPP2 C.S0061-0 22-Jun-2005 (TIA-1045);
 3GPP2 C.S0062-0 14-May-2007 (TIA-1046);
 3GPP2 C.S0073-0 26-Sep-2005 (TIA-1084);
 3GPP2 C.S0073-B 21-Aug-2009 (TIA n/a);
 3GPP2 C.S0094-0 30-Oct-2008 (TIA-1157);
 CTIA Conformance Test Plan for CDMA Wireless Devices;
 GCF Certification Criteria 2 (CAG2) Test Plan;
 VZW Wireless Priority Services (WPS);
 VZW Safe for Network (SFN);
 VZW Open Development (OD) Device Specifications;
 VZW Location Based Services (LBS);
 VZW CMAS; VZW NBPCD; VZW Phase 1

EVDO

3GPP2 C.S0033-0 12-Dec-2003 (TIA-866);
 3GPP2 C.S0033-A 14-Dec-2005 (TIA-866);
 3GPP2 C.S0038-0 19-Apr-2002 (TIA-919);
 3GPP2 C.S0038-A 26-Sep-2005 (TIA-919);
 3GPP2 C.S0038-B 30-Mar-2009 (TIA n/a);
 3GPP2 C.S0037-0 19-Apr-2002 (TIA-918);
 CTIA Conformance Test Plan for CDMA Wireless Devices;
 GCF Certification Criteria 2 (CAG2) Test Plan

(A2LA Cert. No. 2041.01) Revised 03/15/2022



Page 6 of 13

FCC ID: PY7-57325M	 PART 30 MEASUREMENT REPORT (CERTIFICATION)		Approved by: Technical Manager
Test Report S/N: 1M2201200003-11.PY7	Test Dates: 4/10/2022 – 5/12/2022	EUT Type: Portable Handset	Page 107 of 115

V1.0

Test Technology:

Test Method(s) ²:

Emissions
Radiated and Conducted

CFR 47, FCC Parts 15B/C/D/E/F/G/H (using ANSI C63.4:2014, ANSI C63.10:2020, ANSI C63.10:2013; ANSI C63.17:2013, FCC KDB 905462, and KDB 987594, 18 (using MP-5:1986); ANSI C63.10:2013; ETSI TS 134 124 Universal Mobile Telecommunications System (UMTS); (3GPP TS 34.124); ETSI TS 136 124 LTE; Evolved Universal Terrestrial Radio Access (E-UTRA); (3GPP TS 36.124); (3GPP TS38.124 NR; Electromagnetic Compatibility (EMC) Requirements for Mobile Terminals and Ancillary Equipment); ETSI TS 151 010-1 Digital Cellular Telecommunications System (Phase 2+) (GSM); 3GPP TS 51.010-1, Section 12 (Conducted and Radiated Spurious Emissions); EN55011; EN 55032; CNS 13438 (up to 6 GHz); AS/NZS CISPR 11; IEC/CISPR 11; CISPR 32; FCC OET/MP-5; ICES-003; KN 11; KN 32; VCCI V-3(2016.11); VCCI V-3 (2015.04); VCCI 32-1: VCCI-CISPR 32

Accessibility

CFR 47, FCC Part 14

Transmitter/Receiver

RSS 111; RSS 112; RSS 117; RSS 119; RSS 123; RSS 125; RSS 127; RSS 130; RSS 131; RSS 132; RSS 133; RSS 134; RSS 135; RSS 137; RSS 139; RSS 140; RSS 141; RSS 142; RSS 170; RSS 181; RSS 182; RSS 191; RSS 192; RSS 194; RSS 195; RSS 196; RSS 197; RSS 199; RSS 210; RSS 211; RSS 213; RSS 215; RSS 216; RSS 220; RSS 222; RSS 236; RSS 238; RSS 243; RSS 244; RSS 246; RSS 247; RSS 248; RSS 251; RSS 252; RSS 287; RSS 288; RSS 310; RSS Gen

Hearing Aid Compatibility

ANSI C63.19:2007; ANSI C63.19:2011; ANSI C63.19:2019; CTIA Test Plan for Hearing Aid Compatibility v.3.1.1 (2017); FCC KDB 285076, D01 & D02; RSS-HAC

United States Radio

47 CFR FCC Parts 20, 22, 24, 25, 27, 30, 73, 74, 80, 87, 90, 95, 96, 97, 101 (using ANSI/TIA-603-E, TIA-102.CAAA-E, ANSI C63.26:2015); FCC KDB 935210;

European Radio

ETSI EN 302 065-1 Version 2.1.1 (2016-11);
ETSI EN 302 065-2 Version 2.1.1 (2016-11);
ETSI EN 302 065-3 Version 2.1.1 (2016-11);
ETSI EN 302 065-4 Version 1.1.1 (2016-11);
ETSI EN 302 291-1 Version 1.1.1 (2005-07);
ETSI EN 302 291-2 Version 1.1.1 (2005-07);
ETSI EN 302 502 Version 2.1.3 (2017-07);
ETSI EN 302 510-1 Version 1.1.1;
ETSI EN 302 510-2 Version 1.1.1;
ETSI EN 302 537 Version 2.1.1 (2016-10);
ETSI EN 301 511 Version 12.5.1 (2017-03);
ETSI EN 301 839 Version 2.1.1 (2016-04);
ETSI EN 301 893 Version 2.1.1 (2017-05);
ETSI EN 301 893 Version 1.8.1 (2015-03);



FCC ID: PY7-57325M	 PART 30 MEASUREMENT REPORT (CERTIFICATION)		Approved by: Technical Manager
Test Report S/N: 1M2201200003-11.PY7	Test Dates: 4/10/2022 – 5/12/2022	EUT Type: Portable Handset	Page 108 of 115

<u>Test Technology:</u>	<u>Test Method(s) ²:</u>
European Radio (cont'd)	ETSI EN 301 908-1 Version 13.1.1 (2019-11); ETSI EN 301 908-13 Version 13.1.1 (2019-11); ETSI EN 300 220-1 Version 3.1.1 (2017-02); ETSI EN 300 220-2 Version 3.2.1 (2018-06); ETSI EN 300 328 Version 2.1.1 (2016-11); ETSI EN 300 328 Version 2.2.2 (2019-07); ETSI EN 300 330 Version 2.1.1 (2017-02); ETSI EN 300 440 Version 2. (2.2.1 (2018-07); ETSI EN 300 440-2 Version 1.4.1 (2010-08); KS X 3123, KS X 3142, KS X 3270, KS X 3271; LP0002; DGT LP0002;
Korean Radio	Regulations on Radio Equipment (MSIT Ordinance MSIT No. 1 July 26, 2017); Unlicensed Radio Equipment Established Without Notice (MSIT Public Notification 2019-105, December 23, 2019); Technical Requirements for the Human Protection against Electromagnetic Waves (MSIT Public Notification 2019-4, January 16, 2019); Equipment to be Subject of the Test Procedure for Electromagnetic Field Strength and Specific Absorption Rate (RRA Public Notification 2019-1, January 17, 2019); Technical Requirements for Radio Equipment for Telecommunication Services (RRA Public Notification 2019-9, June 3, 2019); Technical Requirements for Measurement of Electromagnetic Field Strength (RRA Public Notification 2019-3, March 4, 2019)
Australia/New Zealand Radio	AS/NZS 4268:2017
Licensed Wireless Devices	ANSI C63.26:2015

FCC ID: PY7-57325M		PART 30 MEASUREMENT REPORT (CERTIFICATION)	Approved by: Technical Manager
Test Report S/N: 1M2201200003-11.PY7	Test Dates: 4/10/2022 – 5/12/2022	EUT Type: Portable Handset	Page 109 of 115

Test Technology:

OTA
OTA Anechoic Chambers

Test Method(s) ²:

CTIA Test Plan for Wireless Device Over-the-Air Performance for CDMA, 1xEVDO Rev0/A, GSM, GPRS, EGPRS, UMTS (W-CDMA), LTE, CDMA A-GPS, GSM A-GPS, UMTS WCDMA A-GPS;
LTE A-GPS A-Glonass and SIB8 / SIB16;
PTCRB NAPRD03; PTCRB PPMD;
OTA Carrier Aggregation;
OTA ECC Measurements;
VZW OTA Radiated Performance for CDMA & LTE Multimode Devices;
VZW Location Determination Test Plan;
VZW LTE-LBS Performance Test Plan;
SPRINT OTA Antenna Performance Test Plan;
AT&T 13340 OTA;
AT&T IoT Accelerator;
USCC CDMA Over The Air Radiated Test Plan;
USCC LTE Over The Air Radiated Test Plan;
CTIA Test Plan for RF Performance Evaluation of Wi-Fi Mobile Converged Devices (Wi-Fi Alliance);
GSMA TS.24 Operator Acceptance Values for Device Antenna Performance;
3GPP TS 34.114 Technical Specification UE/MS OTA Antenna Performance;
3GPP TS 37.544 Technical Specification UTRA & E-UTRA UE OTA Antenna Performance

CTIA IoT Security

CTIA Cybersecurity Certification Test Plan for IoT Devices

SunSpec Alliance

SunSpec – CSIP (Common Smart Inverter Profile) Conformance Test Procedures;
SunSpec – Advanced Function Inverter Test Lab Specification;
SunSpec – UL1741 Supplement SA/Rule 21 Implementation Guide;
IEEE 2030.5-2018 Smart Energy Profile Application Protocol

CBRS (OnGo) / WinnForum

CBRS Alliance Certification Test Plan;
WinnForum Conformance and Performance Test Technical Standards




FCC ID: PY7-57325M		PART 30 MEASUREMENT REPORT (CERTIFICATION)		Approved by: Technical Manager
Test Report S/N: 1M2201200003-11.PY7	Test Dates: 4/10/2022 – 5/12/2022	EUT Type: Portable Handset		Page 110 of 115

PCTEST ENGINEERING LABORATORY, LLC.
 9017-F/G Mendenhall Court
 Columbia, MD 21045

<u>Test Technology:</u>	<u>Test Method(s) ^{1,2}:</u>
Battery Safety	IEEE 1725 Standard for Rechargeable Batteries for Cellular Telephones; CTIA Certification Requirements for Battery System Compliance to IEEE 1725; IEEE 1625 Standard for Rechargeable Batteries for Multi-Cell Mobile Computing Devices; CTIA Certification Requirements for Battery System Compliance to IEEE 1625; UL1642 Standard for Lithium Batteries; UL 2054 Household and Commercial Batteries; UL 62133; IEC 62133 Secondary Cells and Batteries containing Alkaline or other Non-Acid Electrolytes – Safety Requirements for Portable Sealed Secondary Cells & Batteries made from them, for use in Portable Applications
UNDOT Battery Transportation Safety	United Nations Document ST/SG/AC.10/11/Section 38.3 Recommendations on the Transport of Dangerous Goods; Manual of Tests and Criteria; IEC 62281 – Safety of Primary and Secondary Lithium Cells and Batteries During Transport Altitude Simulation Temperature Cycling Mechanical Shock Vibration Short Circuit Overcharge Impact/Crush Forced Discharge
Aerospace Battery Performance and Safety	NASA Specification for Acceptance Testing of Commercial Lithium Ion Cell Lots Engineering Directorate Propulsion & Power Division, EP-WI-031
Hardware Reliability	CTIA Device Hardware Reliability Test Plan
Determining Battery Life	CTIA Battery Life Test Plan
Safety Requirement for Portable Sealed Secondary Cells	IEC 62133; EN 62133
CEC: Energy Efficient Battery Charger System	Uniform Test Method for Measuring the Energy Consumption of Battery Chargers

(A2LA Cert. No. 2041.01) Revised 03/15/2022

 Page 10 of 13

FCC ID: PY7-57325M		PART 30 MEASUREMENT REPORT (CERTIFICATION)		Approved by: Technical Manager
Test Report S/N: 1M2201200003-11.PY7	Test Dates: 4/10/2022 – 5/12/2022	EUT Type: Portable Handset		Page 111 of 115

V1.0

Test Technology: Immunity
Test Method(s) ²: EN/IEC 61000-4-2

3801 E. Plano Parkway, Ste 150
 Plano, TX 75074

Test Technology: Radiated Emissions
 (10 Meter Test Distance)
 (Frequency Range, 30 MHz – 1 GHz)
Test Method(s) ²: CFR 47, FCC Parts 15B (using ANSI C63.4:2014)
 EN55011; EN 55032; CNS 13438 (up to 6 GHz); AS/NZS CISPR
 11; IEC/CISPR 11; CISPR 32; FCC OET/MP-5; ICES-003; KN 11;
 KN 32; VCCI V-3(2016.11);
 VCCI V-3 (2015.04); VCCI 32-1: VCCI-CISPR 32

² When the date, revision or edition of a test method standard is not identified on the scope of accreditation, the laboratory is expected to be using the current version within one year of the date of publication, per part C., Section 1 of A2LA R101 - *General Requirements - Accreditation of ISO-IEC 17025 Laboratories*.

³ This laboratory meets A2LA R104 – *General Requirements: Accreditation of Field Testing and Field Calibration Laboratories* for these tests.

Testing Activities Performed in Support of FCC Certification in Accordance with 47 Code of Federal Regulations and FCC KDB 974614, Appendix A, Table A.1⁴:

Rule Subpart/Technology	Test Method	Maximum Frequency
Unintentional Radiators Part 15B	ANSI C63.4:2014	40000 MHz
Industrial, Scientific, and Medical Equipment Part 18	FCC MP-5 (February 1986)	333000 MHz
Intentional Radiators Part 15C	ANSI C63.10:2013	333000 MHz
Unlicensed Personal Communication Systems Devices Part 15D	ANSI C63.17:2013	20000 MHz
U-NIII without DFS Intentional Radiators Part 15E	ANSI C63.10:2013	40000 MHz

(A2LA Cert. No. 2041.01) Revised 03/15/2022



Page 11 of 13


FCC ID: PY7-57325M		PART 30 MEASUREMENT REPORT (CERTIFICATION)		Approved by: Technical Manager
Test Report S/N: 1M2201200003-11.PY7	Test Dates: 4/10/2022 – 5/12/2022	EUT Type: Portable Handset		Page 112 of 115

V1.0

Testing Activities Performed in Support of FCC Certification in Accordance with 47 Code of Federal Regulations and FCC KDB 974614, Appendix A, Table A.1⁴:

Rule Subpart/Technology	Test Method	Maximum Frequency
U-NII with DFS Intentional Radiators Part 15E	FCC KDB 905462 D02 (v02)	40000 MHz
UWB Intentional Radiators Part 15F	ANSI C63.10:2013	200000 MHz
BPL Intentional Radiators Part 15G	ANSI C63.10:2013	40000 MHz
White Space Device Intentional Radiators Part 15H	ANSI C63.10:2013	40000 MHz
Commercial Mobile Services (FCC Licensed Radio Service Equipment) Parts 22 (cellular), 24, 25 (below 3 GHz), and 27	ANSI/TIA-603-E; TIA-102.CAAA-E; ANSI C63.26:2015	333000 MHz
General Mobile Radio Services (FCC Licensed Radio Service Equipment) Parts 22 (non-cellular), 90 (below 3 GHz), 95, 97 (below 3 GHz), and 101 (below 3 GHz)	ANSI/TIA-603-E; TIA-102.CAAA-E; ANSI C63.26:2015	333000 MHz
Citizens Broadband Radio Services (FCC Licensed Radio Service Equipment) Part 96	ANSI/TIA-603-E; TIA-102.CAAA-E; ANSI C63.26:2015	333000 MHz
Maritime and Aviation Radio Services Parts 80 and 87	ANSI/TIA-603-E; ANSI C63.26:2015	333000 MHz
Microwave and Millimeter Bands Radio Services Parts 25, 30, 74, 90 (M, DSRC, Y, Z), 95 (M and L), and 101	ANSI/TIA-603-E; TIA-102.CAAA-E; ANSI C63.26:2015	333000 MHz
Broadcast Radio Services Parts 73 and 74 (below 3 GHz)	ANSI/TIA-603-E; TIA-102.CAAA-E; ANSI C63.26:2015	333000 MHz
RF Exposure Devices Subject to SAR Requirements	IEEE Std 1528:2013	6000 MHz
Hearing Aid Compatibility Part 20 (HAC for Commercial Mobile Services)	ANSI C63.19:2011	6000 MHz

(A2LA Cert. No. 2041.01) Revised 03/15/2022

 Page 12 of 13

FCC ID: PY7-57325M		PART 30 MEASUREMENT REPORT (CERTIFICATION)	Approved by: Technical Manager
Test Report S/N: 1M2201200003-11.PY7	Test Dates: 4/10/2022 – 5/12/2022	EUT Type: Portable Handset	Page 113 of 115


V1.0

Testing Activities Performed in Support of FCC Certification in Accordance with 47 Code of Federal Regulations and FCC KDB 974614, Appendix A, Table A.1⁴:

Rule Subpart/Technology	Test Method	Maximum Frequency
Signal Boosters Part 20 (Wideband Consumer Signal Boosters, Provider-specific signal boosters, and Industrial Signal Boosters) Section 90.219	ANSI C63.26:2015	333000 MHz

⁴Accreditation does not imply acceptance to the FCC equipment authorization program. Please see the FCC website (<https://apps.fcc.gov/oetcf/eas/>) for a listing of FCC approved laboratories.

(A2LA Cert. No. 2041.01) Revised 03/15/2022

 Page 13 of 13

FCC ID: PY7-57325M		PART 30 MEASUREMENT REPORT (CERTIFICATION)		Approved by: Technical Manager
Test Report S/N: 1M2201200003-11.PY7	Test Dates: 4/10/2022 – 5/12/2022	EUT Type: Portable Handset		Page 114 of 115

V1.0



Accredited Laboratory

A2LA has accredited

ELEMENT MATERIALS TECHNOLOGY WASHINGTON DC LCC (formerly PCTEST) Columbia, MD

for technical competence in the field of

Electrical Testing

This laboratory is accredited in accordance with the recognized International Standard ISO/IEC 17025:2017 *General requirements for the competence of testing and calibration laboratories*. This accreditation demonstrates technical competence for a defined scope and the operation of a laboratory quality management system (refer to joint ISO-ILAC-IAF Communiqué dated April 2017).



Presented this 29th day of September 2020.

Vice President, Accreditation Services
For the Accreditation Council
Certificate Number 2041.01
Valid to May 31, 2022
Revised March 15, 2022

For the tests or types of tests to which this accreditation applies, please refer to the laboratory's (field) Scope of Accreditation.

FCC ID: PY7-57325M		PART 30 MEASUREMENT REPORT (CERTIFICATION)	Approved by: Technical Manager
Test Report S/N: 1M2201200003-11.PY7	Test Dates: 4/10/2022 – 5/12/2022	EUT Type: Portable Handset	Page 115 of 115