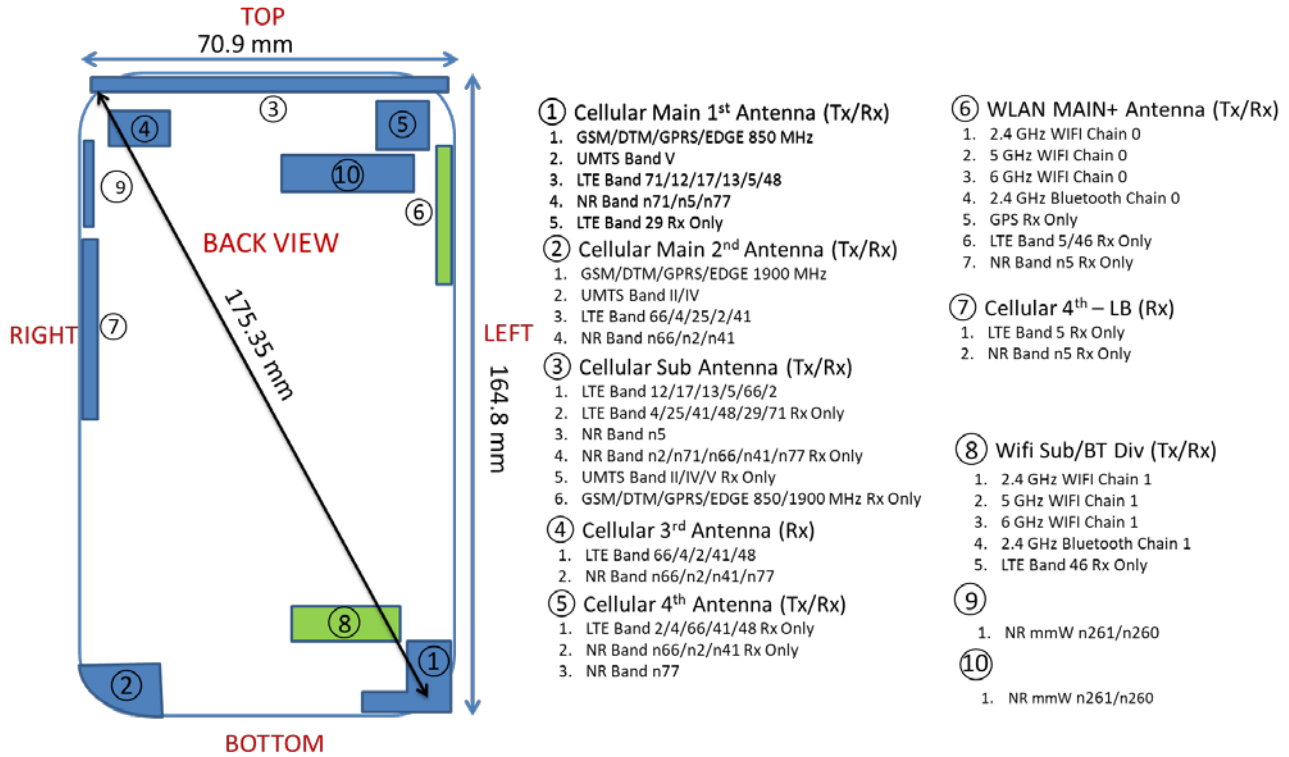


APPENDIX E: DUT ANTENNA DIAGRAM & TEST SETUP PHOTOGRAPHS

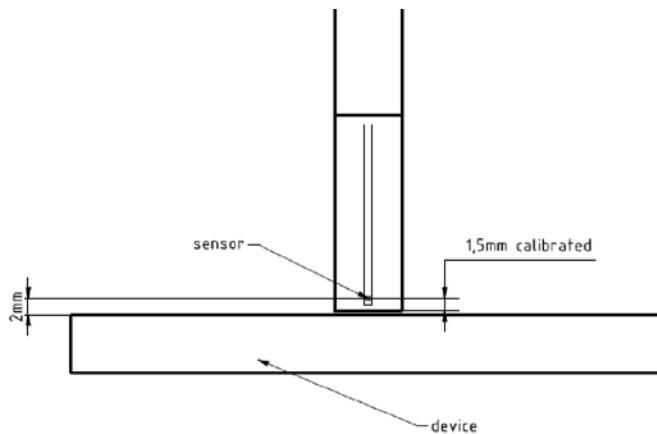
FCC ID: PY7-57325M	NEAR-FIELD POWER DENSITY EVALUATION REPORT	Approved by: Technical Manager
DUT Type: Portable Handset		APPENDIX E: Page 1 of 4

REV 2.0



**Figure E-1
DUT Antenna Locations**

Note: Exact antenna dimensions and separation distances are shown in the Technical Descriptions in the FCC Filing.



Note: Distances below are distance from device surface to sensor-center. Therefore, distances include 1.5 mm for Probe Tip to Sensor Calibration Points.

FCC ID: PY7-57325M	NEAR-FIELD POWER DENSITY EVALUATION REPORT	Approved by: Technical Manager
DUT Type: Portable Handset		APPENDIX E: Page 2 of 4



Figure E-3
Near Field Power Density Test Setup Photo – Back Side at 2 mm

FCC ID: PY7-57325M	NEAR-FIELD POWER DENSITY EVALUATION REPORT	Approved by: Technical Manager
DUT Type: Portable Handset		APPENDIX E: Page 3 of 4




Figure E-4
Near Field Power Density Test Setup Photo – Right Edge at 2 mm

FCC ID: PY7-57325M	NEAR-FIELD POWER DENSITY EVALUATION REPORT	Approved by: Technical Manager
DUT Type: Portable Handset		APPENDIX E: Page 4 of 4