

APPENDIX L: DUT ANTENNA DIAGRAM & SAR TEST SETUP PHOTOGRAPHS

FCC ID: PY7-57325M	SAR EVALUATION REPORT	Approved by: Technical Manager
DUT Type: Portable Handset		APPENDIX L: Page 1 of 12

Note: Exact antenna dimensions and separation distances are shown in the Technical Descriptions in the FCC Filing.

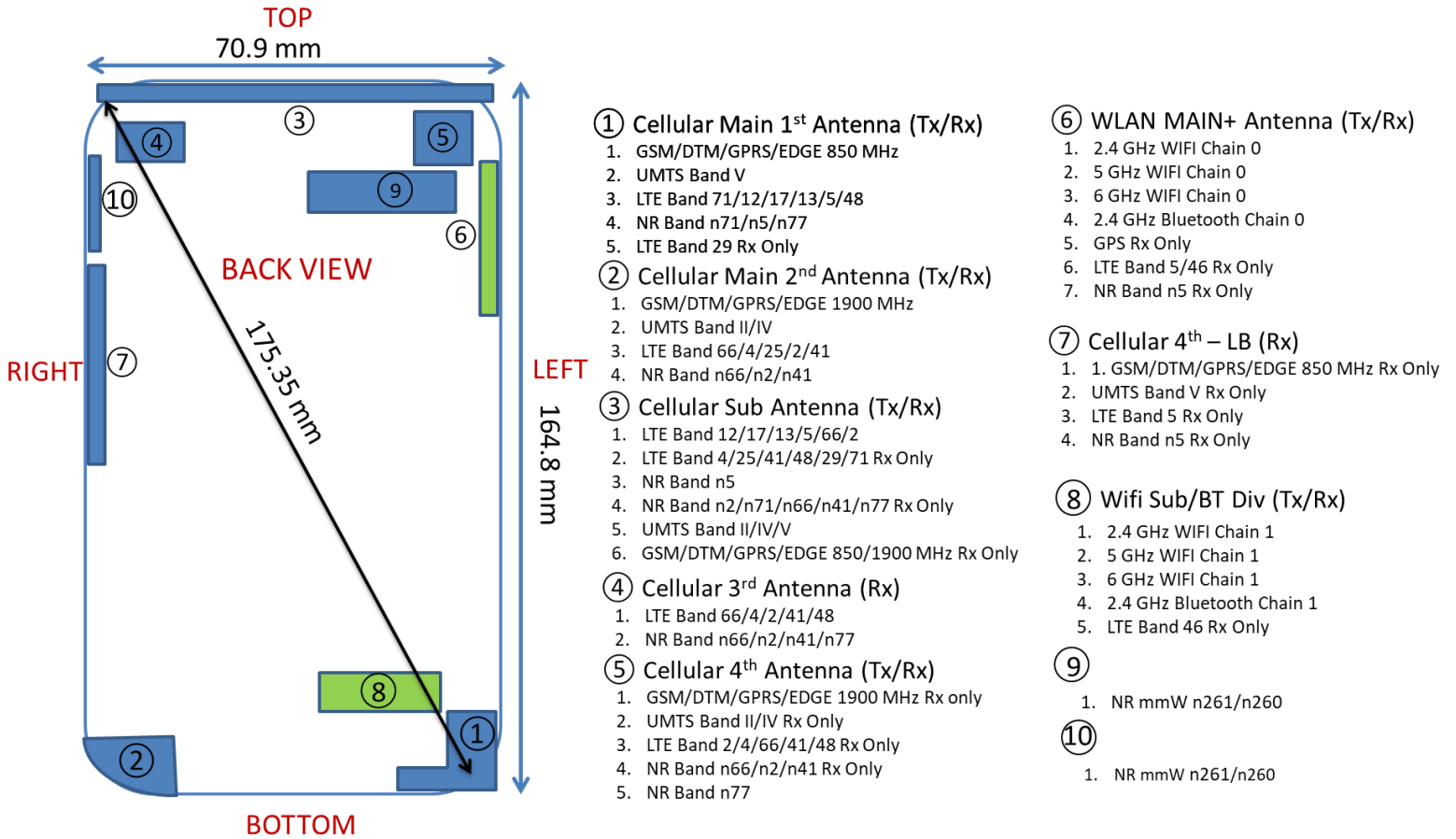


Figure L-1
DUT Antenna Locations

FCC ID: PY7-57325M	SAR EVALUATION REPORT	Approved by: Technical Manager
DUT Type: Portable Handset		APPENDIX L: Page 2 of 12

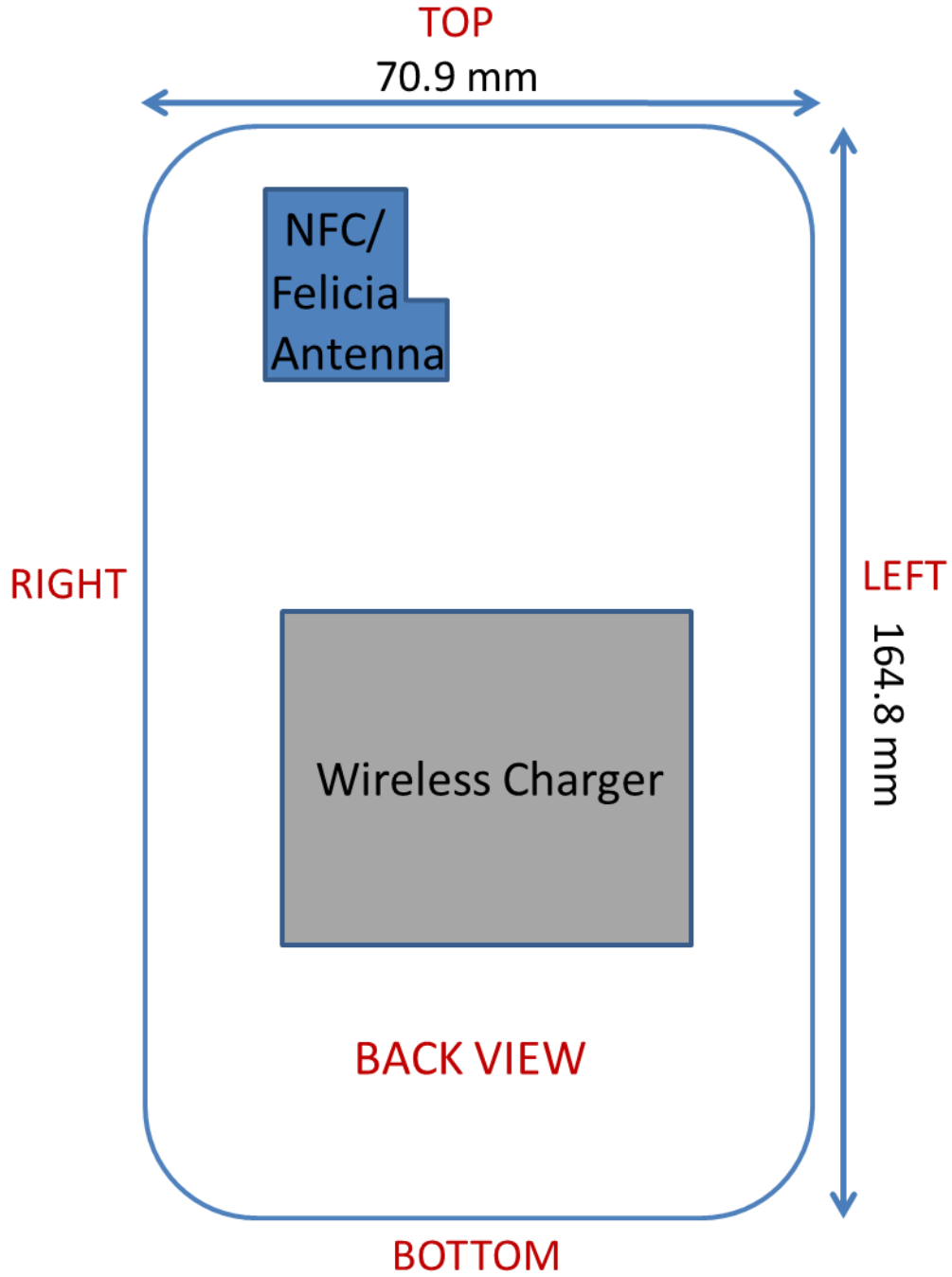



Figure L-2
NFC Antenna Locations

FCC ID: PY7-57325M	SAR EVALUATION REPORT	Approved by: Technical Manager
DUT Type: Portable Handset		APPENDIX L: Page 3 of 12




SAR Test Setup Photo 1 – Head, Right Cheek at 0mm



SAR Test Setup Photo 2 – Head, Right Tilt at 0mm

FCC ID: PY7-57325M	SAR EVALUATION REPORT	Approved by: Technical Manager
DUT Type: Portable Handset		APPENDIX L: Page 4 of 12




SAR Test Setup Photo 3 – Head, Left Cheek at 0mm




SAR Test Setup Photo 4 – Head, Left Tilt at 0mm

FCC ID: PY7-57325M	SAR EVALUATION REPORT	Approved by: Technical Manager
DUT Type: Portable Handset		APPENDIX L: Page 5 of 12



SAR Test Setup Photo 5 – Body-worn/Hotspot, Back Side at 10mm




SAR Test Setup Photo 6 – Body-worn/Hotspot, Front Side at 10mm

FCC ID: PY7-57325M	SAR EVALUATION REPORT	Approved by: Technical Manager
DUT Type: Portable Handset		APPENDIX L: Page 6 of 12




SAR Test Setup Photo 7 – Hotspot, Bottom Edge at 10mm




SAR Test Setup Photo 8 – Hotspot, Top Edge at 10mm

FCC ID: PY7-57325M	SAR EVALUATION REPORT	Approved by: Technical Manager
DUT Type: Portable Handset		APPENDIX L: Page 7 of 12




SAR Test Setup Photo 9 – Hotspot, Right Edge at 10mm




SAR Test Setup Photo 10 – Hotspot, Left Edge at 10mm

FCC ID: PY7-57325M	SAR EVALUATION REPORT	Approved by: Technical Manager
DUT Type: Portable Handset		APPENDIX L: Page 8 of 12




SAR Test Setup Photo 11 – Phablet, Back Side at 0mm




SAR Test Setup Photo 12 – Phablet, Front Side at 0mm

FCC ID: PY7-57325M	SAR EVALUATION REPORT	Approved by: Technical Manager
DUT Type: Portable Handset		APPENDIX L: Page 9 of 12




SAR Test Setup Photo 13 – Phablet, Top Side at 0mm



SAR Test Setup Photo 14 – Phablet, Bottom Side at 0mm

FCC ID: PY7-57325M	SAR EVALUATION REPORT	Approved by: Technical Manager
DUT Type: Portable Handset		APPENDIX L: Page 10 of 12

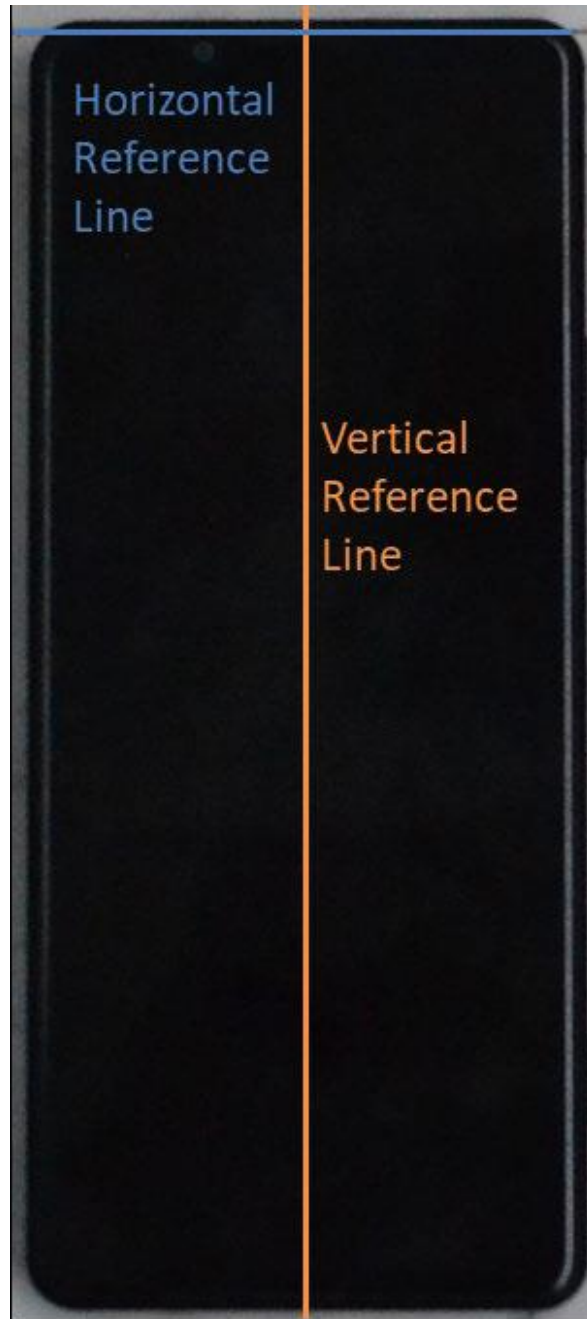


SAR Test Setup Photo 15 – Phablet, Right Side at 0mm



SAR Test Setup Photo 16 – Phablet, Left Side at 0mm

FCC ID: PY7-57325M	SAR EVALUATION REPORT	Approved by: Technical Manager
DUT Type: Portable Handset		APPENDIX L: Page 11 of 12



SAR Test Setup Photo 17 – Reference Lines

FCC ID: PY7-57325M	SAR EVALUATION REPORT	Approved by: Technical Manager
DUT Type: Portable Handset		APPENDIX L: Page 12 of 12