



Spot Check Evaluation

Reviewed by: Joseph Lin / Supervisor

Approved by: Jones Tsai / Manager



SPORTON INTERNATIONAL INC.

No. 52, Hwa Ya 1st Rd., Hwa Ya Technology Park, Kwei-Shan District, Tao Yuan City, Taiwan, R.O.C.



TABLE OF CONTENTS

REVISION HISTORY	3
1. INTRODUCTION SECTION.....	4
2. DIFFERENCE SECTION	5
3. SPOT CHECK VERIFICATION DATA SECTION	6
4. REFERENCE DETAIL SECTION	8



REVISION HISTORY

VERSION	DESCRIPTION	ISSUED DATE
Rev. 01	Initial issue of report	Jul. 12, 2017
Rev. 02	Add LTE Band 38 information in section 2.	Jul. 17, 2017
Rev. 03	Revising FCC ID information in appendix a.	Jul. 19, 2017



1. Introduction Section

The original model (FCC ID: PY7-02885J) and the variant model (FCC ID: PY7-56331Y) has identical PCB layout, antenna, SW implementation for Bluetooth/Wi-Fi/NFC/GPS. Based on their similarity, the FCC Part 15C (equipment class: DTS, DSS, DXX) .Part 15E (equipment class: NII) test data issued test data of PY7-56331Y references the test data of PY7-02885J

The original model (FCC ID: PY7-40069V) and the variant model (FCC ID: PY7-56331Y) has identical PCB layout, antenna, SW implementation for GSM/WCDMA/LTE. Based on their similarity, the FCC Part 22, 24, 27 (equipment class: PCE) test data issued test data of PY7-56331Y references the test data of PY7-40069V

The applicant takes full responsibility that the test data as referenced in this report represent compliance for this FCC ID (FCC ID: PY7-56331Y).



2. Difference Section

The original model (FCC ID: PY7-02885J) and the variant model (FCC ID: PY7-56331Y) has identical PCB layout, antenna, SW implementation for Bluetooth/Wi-Fi/NFC/GPS. The details of similarity and difference can be found in the Operating Description.

The original model (FCC ID: PY7-40069V) and the variant model (FCC ID: PY7-56331Y) has identical PCB layout, antenna, SW implementation for GSM/WCDMA/LTE. The details of similarity and difference can be found in the Operating Description.

Cellular transmitter RF components are different in PY7-56331Y, to support capability for different cellular bands.

The product specification is outlined in the following table:

FCC ID		PY7-02885J	PY7-40069V	PY7-56331Y
Wireless Tech	Mode	Frequency (MHz)		
GSM	GSM Voice GPRS (GMSK) EDGE (8PSK)	Multi-Slot Class 12 DTM: No	850/1900	850/1900
UMTS	AMR/RCM12.2Kbps HSDPA/HSUPA/DC-HSDPA		B5/B2	B5/B2
LTE (FDD)	QPSK 16QAM		B5/B2/B7	B5/B7/B41
Wi-Fi	11b/11g/11n(HT20)		2412-2462	
	11a/11n(HT20)/11n(HT40)		5180-5240 5260-5320 5500-5720 5745-5825 *5600-5650 notched	
Bluetooth	V4.2 LE		2402-2480 MHz	
NFC	ASK		13.56 MHz	



3. Spot Check Verification Data Section

Summary of the spot check:

Test Item	Mode	PY7-02885J Worst Result	PY7-56331Y Worst Result	Difference (dB)	
Average Conducted Power (dBm)	802.11b	15.49	15.44	0.05	
	802.11g	13.90	13.62	0.28	
	802.11n HT20	13.33	13.28	0.05	
	BT (1Mbps)	7.22	7.19	0.03	
	BT (2Mbps)	4.89	4.73	0.16	
	BT (3Mbps)	4.91	4.68	0.23	
	BT-LE	-0.26	-0.63	0.37	
	11a, 5.2GHz	14.99	14.66	0.33	
	11n HT20, 5.2GHz	14.99	14.75	0.24	
	11n HT40, 5.2GHz	12.30	12.28	0.02	
	11a, 5.3GHz	14.97	14.96	0.01	
	11n HT20, 5.3GHz	14.98	14.61	0.37	
	11n HT40, 5.3GHz	12.19	12.13	0.06	
	11a, 5.5GHz	14.77	14.69	0.08	
	11n HT20, 5.5GHz	14.81	14.67	0.14	
	11n HT40, 5.5GHz	12.48	12.46	0.02	
	11a, 5.8GHz	14.97	14.84	0.13	
	11n HT20, 5.8GHz	14.99	14.89	0.1	
	11n HT40, 5.8GHz	11.43	10.46	0.97	
	S/N of test sample	RQ3004QXCU	RQ3004VXEQ		
	Test date	2017/05/16~2017/06/03	2017/05/16~2017/06/03		
		Mode	PY7-40069V Worst Result	PY7-56331Y Worst Result	Difference (dB)
		GSM 850 (GPRS)	33.23	33.22	0.01
		GSM 850 (EDGE)	26.96	27.44	-0.48
		GSM1900(GPRS)	30.04	30.18	-0.14
	GSM1900(EDGE)	25.96	25.65	0.31	
	UMTS B2 (RMC 12.2Kbps)	23.83	23.91	-0.08	
	UMTS B5 (RMC 12.2Kbps)	24.22	24.30	-0.08	
	LTE B5 (FDD - QPSK)	24.50	23.82	0.68	
	LTE B7 (FDD - QPSK)	23.95	21.55	2.4	
	LTE B41 (TDD - QPSK)	23.87	23.81	0.06	
	S/N of test sample	RQ3002JBVR	RQ3004T9RN		
	Test date	2016/10/07	2017/05/11		
Peak Radiated Spurious Emission (Band Edge) (dBuV/m)	802.11b	52.53	52.13	0.4	
	802.11n HT20	63.25	60.94	2.31	
	BT (1Mbps)	42.89	43.03	-0.14	
	BT-LE	52.29	52.49	-0.2	
	11n HT40, 5.2GHz	59.74	57.84	1.9	
	11n HT40, 5.3GHz	58.30	56.27	2.03	
	11n HT40, 5.5GHz	62.09	63.42	-1.33	
	11a, 5.8GHz	52.02	50.09	1.93	
	S/N of test sample	RQ3004QXE8	RQ3004T9RP		
	Test date	2017/05/19~2017/05/31	2017/06/03~2017/06/04		
Average Radiated Spurious Emission (Band Edge) (dBuV/m)	802.11b	41.71	41.67	0.04	
	802.11n HT20	49.59	48.84	0.75	
	BT (1Mbps)	18.07	18.21	-0.14	
	BT-LE	43.48	43.36	0.12	
	11n HT40, 5.2GHz	49.17	49.6	-0.43	
	11n HT40, 5.3GHz	48.85	49.67	-0.82	
	S/N of test sample	RQ3004QXE8	RQ3004T9RP		
	Test date	2017/05/19~2017/05/31	2017/06/03~2017/06/04		



Peak Radiated Spurious Emission (Harmonic) (dBuV/m)	802.11b	44.4	44.9	-0.5
	802.11n HT20	47.11	45.63	1.48
	BT (1Mbps)	46.56	43.87	2.69
	BT-LE	44.44	44.74	-0.3
	11n HT40, 5.2GHz	47.74	47.00	0.74
	11n HT40, 5.3GHz	47.11	47.36	-0.25
	11n HT40, 5.5GHz	46.84	46.77	0.07
	11a, 5.8GHz	48.89	49.23	-0.34
	S/N of test sample	RQ3004QXE8	RQ3004T9RP	
	Test date	2017/05/19~2017/05/31	2017/06/03~2017/06/04	
NFC (dBuV/m)	RSE (30MHz to 1GHz)	33.88	36.77	-2.89
	S/N of test sample	RQ3004QXBV	RQ3004T9RX	
	Test date	2017/05/29	2017/05/29	

Conclusion:

Radiated spurious emission test against the variant model for non-cellular part based on the worst-case condition from the original model was performed in this filing to demonstrate the test data from original model remains representative for the variant model.

The spot check test result is within the tune up range. Since output power is lower for variant model than original model the original model results represent a worst case with respect to spurious emissions, bandwidth. Peak: average ration is a function of the modulation as that is unchanged between original model and variant model the PAR measured on original model represents both devices.

The unwanted, harmonics, radiated spurious emission is reported peak measurement only due to spurious lower than 20dB than the limit, 74dBuV/m, without further reporting the average measurement



4. Reference detail Section

Rule Part	Equipment Class	Wireless Technology	Frequency Band (MHz)	Reference FCC ID	Type Grant/ Permissive Change	Reference Report Title	Reference Application	Reference Report Sections
15C	DTS	Bluetooth – LE Wii-Fi	2400~2483.5	PY7-02885J	Original Grant	FCC RF Test Report	PY7-56331Y	Part 15C (FR742206-01B, FR742206-01C)
	DSS	Bluetooth	2400~2483.5	PY7-02885J	Original Grant	FCC RF Test Report	PY7-56331Y	Part 15C (FR742206-01A)
	DXX	NFC	13.56	PY7-02885J	Original Grant	FCC RF Test Report	PY7-56331Y	Part 15C (FR742206-01D)
15E	Nil	Wi-Fi	5150~5250 5250~5350 5470~5725 5725~5850	PY7-02885J	Original Grant	FCC RF Test Report	PY7-56331Y	Part 15E (FR742206-01E, FR742206-01F, FZ742206-01)
Part 22.24	PCE	GSM WCDMA	GSM/GPRS(EDGE)850 GSM/GPRS(EDGE)1900 WCDMA B2 WCDMA B5	PY7-40069V	Original Grant	FCC RF Test Report	PY7-56331Y	Part 22.24.27 (FG692211-01A)
Part 22.27	PCE	LTE	LTE B5 LTE B7 LTE B41	PY7-40069V			PY7-56331Y	Part 22.24.27 (FG692211-01B)



Appendix A. Spot Check Test Result

1.1 Conducted power

<2.4GHz WLAN>

2.4GHz WLAN	Mode	Channel	Frequency (MHz)	Data Rate	Tune-Up Limit	FCC ID PY7-02885J Average power (dBm)	FCC ID PY7-56331Y Average power (dBm)
	802.11b		CH 1	2412	1Mbps	15.5	15.49
CH 6			2437	15.45			15.10
CH 11			2462	15.20			14.82
802.11g		CH 1	2412	6Mbps	14.0	13.78	13.62
		CH 6	2437			13.90	13.61
		CH 11	2462			13.82	13.46
802.11n-HT20		CH 1	2412	MCS0	13.5	13.30	13.28
		CH 6	2437			13.33	13.20
		CH 11	2462			13.32	13.06

<Bluetooth>

Mode	Channel	Frequency (MHz)	Tune-Up Limit	FCC ID PY7-02885J Average power (dBm)	FCC ID PY7-56331Y Average power (dBm)
Bluetooth (1Mbps)	CH 00	2402	7.5	5.82	5.38
	CH 39	2441		7.22	7.19
	CH 78	2480		4.21	4.71
Bluetooth (2Mbps)	CH 00	2402	7.5	3.36	2.81
	CH 39	2441		4.89	4.73
	CH 78	2480		1.89	2.21
Bluetooth (3Mbps)	CH 00	2402	7.5	3.39	2.76
	CH 39	2441		4.91	4.68
	CH 78	2480		1.93	2.19
BLE (GFSK)	CH 00	2402	0	-1.82	-2.55
	CH 19	2440		-0.26	-0.63
	CH 39	2480		-3.41	-3.26



<5GHz WLAN>

	Mode	Channel	Frequency (MHz)	Data Rate	Tune-Up Limit	FCC ID PY7-02885J	FCC ID PY7-56331Y
						Average power (dBm)	Average power (dBm)
5.2GHz WLAN	802.11a	CH 36	5180	6Mbps	15.0	14.99	14.66
		CH 44	5220			14.67	14.64
		CH 48	5240			14.60	14.58
	802.11n-HT20	CH 36	5180	MCS0	15.0	14.99	14.75
		CH 44	5220			14.98	14.58
		CH 48	5240			14.48	14.14
	802.11n-HT40	CH 38	5190	MCS0	12.5	12.30	12.28
		CH 46	5230			12.28	12.26
	5.3GHz WLAN	802.11a	CH 52	5260	6Mbps	15.0	14.94
CH 60			5300	14.96			14.94
CH 64			5320	14.97			14.96
802.11n-HT20		CH 52	5260	MCS0	15.0	14.49	14.11
		CH 60	5300			14.97	14.58
		CH 64	5320			14.98	14.61
802.11n-HT40		CH 54	5270	MCS0	12.5	12.19	12.13
		CH 62	5310		11.5	10.78	10.65



	Mode	Channel	Frequency (MHz)	Data Rate	Tune-Up Limit	FCC ID PY7-02885J	FCC ID PY7-56331Y
						Average power (dBm)	Average power (dBm)
5.5GHz WLAN	802.11a	CH 100	5500	6Mbps	15.0	14.77	14.69
		CH 116	5580			14.72	14.64
		CH 140	5700			14.69	14.66
		CH144	5720			14.67	14.63
	802.11n-HT20	CH 100	5500	MCS0	15.0	14.73	14.64
		CH 116	5580			14.71	14.62
		CH 140	5700			14.65	14.64
		CH144	5720			14.81	14.67
	802.11n-HT40	CH 102	5510	MCS0	12.5	12.48	12.46
		CH 126	5630			12.46	12.45
		CH 134	5670			12.31	12.30
		CH142	5710			12.19	11.93
5.8GHz WLAN	802.11a	CH 149	5745	MCS0	15.0	14.97	14.84
		CH 157	5785			14.92	14.67
		CH 165	5825			14.71	14.53
	802.11n-HT20	CH 149	5745	MCS0	15.0	14.99	14.89
		CH 157	5785		14.92	14.66	
		CH 165	5825		14.5	14.48	14.23
	802.11n-HT40	CH 151	5755	MCS0	11.5	11.43	10.46
		CH 159	5795			11.00	10.31



1.2 Radiated Spurious Emission

2.4GHz BT/WLAN

Mode	Ch	Freq. (MHz)	Peak /Avg.	FCC ID PY7-02885J						FCC ID PY7-56331Y					
				Band edge			Harmonic			Band edge			Harmonic		
				Frequency (MHz)	Level (dBuV/m)	Limit (dBuV/m)	Frequency (MHz)	Level (dBuV/m)	Limit (dBuV/m)	Frequency (MHz)	Level (dBuV/m)	Limit (dBuV/m)	Frequency (MHz)	Level (dBuV/m)	Limit (dBuV/m)
BT(1Mbps)	CH 78	2480	P	2497.2	42.89	74	7440	46.56	74	2485.92	43.03	74	7440	43.87	74
			A	2497.2	18.07	54	X	X	X	2485.92	18.21	54	X	X	X
BLE	CH 39	2480	P	2489.48	52.29	74	7440	44.44	74	2496.88	52.49	74	7440	44.74	74
			A	2495.44	43.48	54	X	X	X	2497.88	43.18	54	X	X	X
802.11b	CH 6	2437	P	2379.86	52.53	74	7311	44.4	74	2486.28	52.13	74	7311	44.9	74
			A	2487.12	41.71	54	X	X	X	2497.13	41.54	54	X	X	X
802.11n-HT20	CH 1	2412	P	2389.8	63.25	74	4824	47.11	74	2389.8	60.94	74	4824	45.63	74
			A	2390	49.59	54	X	X	X	2390	48.84	54	X	X	X

5.2GHz WLAN

Mode	Ch	Freq. (MHz)	Peak /Avg.	FCC ID PY7-02885J						FCC ID PY7-56331Y					
				Band edge			Harmonic			Band edge			Harmonic		
				Frequency (MHz)	Level (dBuV/m)	Limit (dBuV/m)	Frequency (MHz)	Level (dBuV/m)	Limit (dBuV/m)	Frequency (MHz)	Level (dBuV/m)	Limit (dBuV/m)	Frequency (MHz)	Level (dBuV/m)	Limit (dBuV/m)
802.11n-HT40	CH 38	5190	P	5144.3	59.74	74	10380	47.74	74	5148.2	57.84	74	15570	47	74
			A	5150	49.17	54	X	X	X	5150	49.6	54	X	X	X



5.3GHz WLAN

Mode	Ch	Freq. (MHz)	Peak /Avg.	FCC ID PY7-02885J						FCC ID PY7-56331Y					
				Band edge			Harmonic			Band edge			Harmonic		
				Frequency (MHz)	Level (dBuV/m)	Limit (dBuV/m)	Frequency (MHz)	Level (dBuV/m)	Limit (dBuV/m)	Frequency (MHz)	Level (dBuV/m)	Limit (dBuV/m)	Frequency (MHz)	Level (dBuV/m)	Limit (dBuV/m)
802.11n-HT40	CH 62	5310	P	5354.4	58.3	74	10620	47.11	74	5354.88	56.27	74	10620	47.36	74
			A	5350.08	48.85	54	X	X	X	5350.56	49.67	54	X	X	X

5.5GHz WLAN

Mode	Ch	Freq. (MHz)	Peak /Avg.	FCC ID PY7-02885J						FCC ID PY7-56331Y					
				Band edge			Harmonic			Band edge			Harmonic		
				Frequency (MHz)	Level (dBuV/m)	Limit (dBuV/m)	Frequency (MHz)	Level (dBuV/m)	Limit (dBuV/m)	Frequency (MHz)	Level (dBuV/m)	Limit (dBuV/m)	Frequency (MHz)	Level (dBuV/m)	Limit (dBuV/m)
802.11n-HT40	CH 102	5510	P	5466.16	62.09	68.2	16530	46.84	68.2	5469.52	63.42	68.2	16530	46.77	68.2

5.8GHz WLAN

Mode	Ch	Freq. (MHz)	Peak /Avg.	FCC ID PY7-02885J						FCC ID PY7-56331Y					
				Band edge			Harmonic			Band edge			Harmonic		
				Frequency (MHz)	Level (dBuV/m)	Limit (dBuV/m)	Frequency (MHz)	Level (dBuV/m)	Limit (dBuV/m)	Frequency (MHz)	Level (dBuV/m)	Limit (dBuV/m)	Frequency (MHz)	Level (dBuV/m)	Limit (dBuV/m)
802.11a	CH 157	5785	P	5926.2	52.02	68.2	17355	48.89	68.2	5612.6	50.09	68.2	17355	49.23	68.2



2.4GHz 2400~2483.5MHz

BLE (Band Edge @ 3m)

BLE	Note	Frequency (MHz)	Level (dBμV/m)	Over Limit (dB)	Limit Line (dBμV/m)	Read Level (dBμV)	Antenna Factor (dB/m)	Cable Loss (dB)	Preamp Factor (dB)	Ant Pos (cm)	Table Pos (deg)	Peak Avg. (P/A)	Pol. (H/V)	
BLE CH 39 2480MHz		2480	90.1	-	-	78.58	27.64	4.92	30.97	124	326	P	H	
		2480	89.34	-	-	77.82	27.64	4.92	30.97	124	326	A	H	
	*	2496.92	51.69	-22.31	74	40.09	27.7	4.93	30.96	124	326	P	H	
	*	2489.48	43.36	-10.64	54	31.76	27.7	4.93	30.96	124	326	A	H	
													H	
														H
			2480	85.47	-	-	73.95	27.64	4.92	30.97	397	126	P	V
			2480	84.95	-	-	73.43	27.64	4.92	30.97	397	126	A	V
	*		2496.88	52.49	-21.51	74	40.89	27.7	4.93	30.96	397	126	P	V
	*		2497.88	43.18	-10.82	54	31.58	27.7	4.93	30.96	397	126	A	V
														V
														V

BLE (Harmonic @ 3m)

BLE	Note	Frequency (MHz)	Level (dBμV/m)	Over Limit (dB)	Limit Line (dBμV/m)	Read Level (dBμV)	Antenna Factor (dB/m)	Cable Loss (dB)	Preamp Factor (dB)	Ant Pos (cm)	Table Pos (deg)	Peak Avg. (P/A)	Pol. (H/V)	
BLE CH 39 2480MHz		4962	40.23	-33.77	74	57.16	32.04	7.59	57.05	100	0	P	H	
		7440	44.41	-29.59	74	54.62	37.56	9.21	57.44	100	0	P	H	
													H	
													H	
			4960	39.3	-34.7	74	56.23	32.04	7.59	57.05	100	0	P	V
			7440	44.74	-29.26	74	54.95	37.56	9.21	57.44	100	0	P	V
														V
														V
Remark	1. No other spurious found. 2. All results are PASS against Peak and Average limit line.													



2.4GHz 2400~2483.5MHz

BT (Band Edge @ 3m)

BT	Note	Frequency (MHz)	Level (dBμV/m)	Over Limit (dB)	Limit Line (dBμV/m)	Read Level (dBμV)	Antenna Factor (dB/m)	Cable Loss (dB)	Preamp Factor (dB)	Ant Pos (cm)	Table Pos (deg)	Peak Avg. (P/A)	Pol. (H/V)	
BT CH 78 2480MHz		2480	96.72	-	-	95.13	27.64	4.92	30.97	292	292	P	H	
		2480	71.9	-	-	-	-	-	-	-	-	A	H	
	*	2485.92	43.03	-30.97	74	41.43	27.64	4.93	30.97	292	292	P	H	
	*	2485.92	18.21	-35.79	54	-	-	-	-	-	-	A	H	
													H	
														H
			2480	93.54	-	-	91.95	27.64	4.92	30.97	383	317	P	V
			2480	68.72	-	-	-	-	-	-	-	-	A	V
	*		2499.6	42.29	-31.71	74	40.62	27.7	4.93	30.96	383	317	P	V
	*		2499.6	17.47	-36.53	54	-	-	-	-	-	-	A	V
														V
														V

BT (Harmonic @ 3m)

BT	Note	Frequency (MHz)	Level (dBμV/m)	Over Limit (dB)	Limit Line (dBμV/m)	Read Level (dBμV)	Antenna Factor (dB/m)	Cable Loss (dB)	Preamp Factor (dB)	Ant Pos (cm)	Table Pos (deg)	Peak Avg. (P/A)	Pol. (H/V)
BT CH 78 2480MHz		4960	40.16	-33.84	74	57.09	32.04	7.59	57.05	100	0	P	H
		4960	15.34	-38.66	54	-	-	-	-	-	-	A	H
		7440	43.62	-30.38	74	53.83	37.56	9.21	57.44	100	0	P	H
		7440	18.8	-35.2	54	-	-	-	-	-	-	A	H
		4960	39.13	-34.87	74	56.06	32.04	7.59	57.05	100	0	P	V
		4960	14.31	-39.69	54	-	-	-	-	-	-	A	V
		7440	43.87	-30.13	74	54.08	37.56	9.21	57.44	100	0	P	V
		7440	19.05	-34.95	54	-	-	-	-	-	-	A	V
Remark	1. No other spurious found. 2. All results are PASS against Peak and Average limit line.												



2.4GHz 2400~2483.5MHz

WIFI 802.11b (Band Edge @ 3m)

WIFI Ant. 1	Note	Frequency (MHz)	Level (dBμV/m)	Over Limit (dB)	Limit Line (dBμV/m)	Read Level (dBμV)	Antenna Factor (dB/m)	Cable Loss (dB)	Preamp Factor (dB)	Ant Pos (cm)	Table Pos (deg)	Peak Avg. (P/A)	Pol. (H/V)
802.11b CH 06 2437MHz		2327.22	52.01	-21.99	74	41.18	27.15	4.76	31.01	175	337	P	H
		2389.94	41.23	-12.77	54	30.09	27.37	4.83	30.99	175	337	A	H
	*	2437	101.92	-	-	90.56	27.53	4.88	30.98	175	337	P	H
	*	2437	98.78	-	-	87.42	27.53	4.88	30.98	175	337	A	H
		2485.79	52.09	-21.91	74	40.56	27.64	4.93	30.97	175	337	P	H
		2485.02	41.67	-12.33	54	30.14	27.64	4.93	30.97	175	337	A	H
		2382.66	52.12	-21.88	74	41.04	27.31	4.83	30.99	394	288	P	V
		2389.94	41.09	-12.91	54	29.95	27.37	4.83	30.99	394	288	A	V
	*	2437	98.97	-	-	87.61	27.53	4.88	30.98	394	288	P	V
	*	2437	95.85	-	-	84.49	27.53	4.88	30.98	394	288	A	V
		2486.28	52.13	-21.87	74	40.6	27.64	4.93	30.97	394	288	P	V
		2497.13	41.54	-12.46	54	29.94	27.7	4.93	30.96	394	288	A	V

WIFI 802.11b (Harmonic @ 3m)

WIFI Ant. 1	Note	Frequency (MHz)	Level (dBμV/m)	Over Limit (dB)	Limit Line (dBμV/m)	Read Level (dBμV)	Antenna Factor (dB/m)	Cable Loss (dB)	Preamp Factor (dB)	Ant Pos (cm)	Table Pos (deg)	Peak Avg. (P/A)	Pol. (H/V)	
802.11b CH 06 2437MHz		4874	43.48	-30.52	74	60.83	31.88	7.44	57.17	100	0	P	H	
		7311	44.9	-29.1	74	55.41	37.17	9.13	57.27	100	0	P	H	
													H	
													H	
			4874	42.76	-31.24	74	60.11	31.88	7.44	57.17	100	0	P	V
			7311	44.76	-29.24	74	55.27	37.17	9.13	57.27	100	0	P	V
														V
														V

Remark	1. No other spurious found.												
	2. All results are PASS against Peak and Average limit line.												



2.4GHz 2400~2483.5MHz

WIFI 802.11n HT20 (Band Edge @ 3m)

WIFI Ant. 1	Note	Frequency (MHz)	Level (dBμV/m)	Over Limit (dB)	Limit Line (dBμV/m)	Read Level (dBμV)	Antenna Factor (dB/m)	Cable Loss (dB)	Preamp Factor (dB)	Ant Pos (cm)	Table Pos (deg)	Peak Avg. (P/A)	Pol. (H/V)	
802.11n HT20 CH 01 2412MHz		2389.8	60.94	-13.06	74	49.8	27.37	4.83	30.99	180	328	P	H	
		2390	48.84	-5.16	54	37.7	27.37	4.83	30.99	180	328	A	H	
	*	2412	103.2	-	-	91.97	27.42	4.87	30.99	180	328	P	H	
	*	2412	95.21	-	-	83.98	27.42	4.87	30.99	180	328	A	H	
													H	
														H
			2389.695	57.11	-16.89	74	45.97	27.37	4.83	30.99	400	360	P	V
			2390	46.67	-7.33	54	35.53	27.37	4.83	30.99	400	360	A	V
		*	2412	99.05	-	-	87.82	27.42	4.87	30.99	400	360	P	V
		*	2412	91.7	-	-	80.47	27.42	4.87	30.99	400	360	A	V
													V	
													V	

WIFI 802.11n HT20 (Harmonic @ 3m)

WIFI Ant. 1	Note	Frequency (MHz)	Level (dBμV/m)	Over Limit (dB)	Limit Line (dBμV/m)	Read Level (dBμV)	Antenna Factor (dB/m)	Cable Loss (dB)	Preamp Factor (dB)	Ant Pos (cm)	Table Pos (deg)	Peak Avg. (P/A)	Pol. (H/V)	
802.11n HT20 CH 01 2412MHz		4824	45.63	-28.37	74	63.24	31.79	7.33	57.24	100	0	P	H	
													H	
													H	
													H	
			4824	43.81	-30.19	74	61.42	31.79	7.33	57.24	100	0	P	V
														V
														V

Remark	1. No other spurious found.												
	2. All results are PASS against Peak and Average limit line.												



Band 1 5150~5250MHz

WIFI 802.11n HT40 (Band Edge @ 3m)

WIFI Ant. 1	Note	Frequency (MHz)	Level (dBμV/m)	Over Limit (dB)	Limit Line (dBμV/m)	Read Level (dBμV)	Antenna Factor (dB/m)	Cable Loss (dB)	Preamp Factor (dB)	Ant Pos (cm)	Table Pos (deg)	Peak Avg. (P/A)	Pol. (H/V)
802.11n HT40 CH 38 5190MHz		5148.2	57.84	-16.16	74	48.71	32.34	7.35	30.56	100	300	P	H
		5150	49.6	-4.4	54	40.47	32.34	7.35	30.56	100	300	A	H
	*	5190	99.22	-	-	90.03	32.39	7.37	30.57	100	300	P	H
	*	5190	92.15	-	-	82.96	32.39	7.37	30.57	100	300	A	H
		5382.16	48.91	-25.09	74	39.31	32.71	7.48	30.59	100	300	P	H
		5458.88	41.51	-12.49	54	31.75	32.82	7.54	30.6	100	300	A	H
		5149.24	52.64	-21.36	74	43.51	32.34	7.35	30.56	102	193	P	V
		5150	44.26	-9.74	54	35.13	32.34	7.35	30.56	102	193	A	V
	*	5190	94.14	-	-	84.95	32.39	7.37	30.57	102	193	P	V
	*	5190	86.39	-	-	77.2	32.39	7.37	30.57	102	193	A	V
		5458.04	48.98	-25.02	74	39.22	32.82	7.54	30.6	102	193	P	V
		5457.48	41.63	-12.37	54	31.87	32.82	7.54	30.6	102	193	A	V

WIFI 802.11n HT40 (Harmonic @ 3m)

WIFI Ant. 1	Note	Frequency (MHz)	Level (dBμV/m)	Over Limit (dB)	Limit Line (dBμV/m)	Read Level (dBμV)	Antenna Factor (dB/m)	Cable Loss (dB)	Preamp Factor (dB)	Ant Pos (cm)	Table Pos (deg)	Peak Avg. (P/A)	Pol. (H/V)	
802.11n HT40 CH 38 5190MHz		10380	46.31	-27.69	74	53.45	38.58	10.76	57.02	100	0	P	H	
		15570	47	-27	74	51.14	38.55	13.02	56.46	100	0	P	H	
													H	
													H	
			10380	46.35	-27.65	74	53.49	38.58	10.76	57.02	100	0	P	V
			15570	46.78	-27.22	74	50.92	38.55	13.02	56.46	100	0	P	V
														V
														V
Remark	1. No other spurious found. 2. All results are PASS against Peak and Average limit line.													



Band 2 5250~5350MHz

WIFI 802.11n HT40 (Band Edge @ 3m)

WIFI Ant. 1	Note	Frequency (MHz)	Level (dBμV/m)	Over Limit (dB)	Limit Line (dBμV/m)	Read Level (dBμV)	Antenna Factor (dB/m)	Cable Loss (dB)	Preamp Factor (dB)	Ant Pos (cm)	Table Pos (deg)	Peak Avg. (P/A)	Pol. (H/V)
802.11n HT40 CH 62 5310MHz		5077.52	50.38	-23.62	74	41.39	32.23	7.31	30.55	100	300	P	H
		5046.24	42.44	-11.56	54	33.52	32.18	7.29	30.55	100	300	A	H
	*	5310	97.9	-	-	88.43	32.61	7.44	30.58	100	300	P	H
	*	5310	90.68	-	-	81.21	32.61	7.44	30.58	100	300	A	H
		5354.88	56.27	-17.73	74	46.74	32.66	7.46	30.59	100	300	P	H
		5350.56	49.67	-4.33	54	40.14	32.66	7.46	30.59	100	300	A	H
		5026.86	50.28	-23.72	74	41.39	32.15	7.28	30.54	100	145	P	V
		5056.78	42.24	-11.76	54	33.28	32.21	7.3	30.55	100	145	A	V
	*	5310	94.83	-	-	85.36	32.61	7.44	30.58	100	145	P	V
	*	5310	86.8	-	-	77.33	32.61	7.44	30.58	100	145	A	V
		5351.76	54.19	-19.81	74	44.66	32.66	7.46	30.59	100	145	P	V
		5351.52	46.3	-7.7	54	36.77	32.66	7.46	30.59	100	145	A	V

WIFI 802.11n HT40 (Harmonic @ 3m)

WIFI Ant. 1	Note	Frequency (MHz)	Level (dBμV/m)	Over Limit (dB)	Limit Line (dBμV/m)	Read Level (dBμV)	Antenna Factor (dB/m)	Cable Loss (dB)	Preamp Factor (dB)	Ant Pos (cm)	Table Pos (deg)	Peak Avg. (P/A)	Pol. (H/V)	
802.11n HT40 CH 62 5310MHz		10620	47.36	-26.64	74	53.92	38.89	10.92	56.9	100	0	P	H	
		15930	44.27	-29.73	74	49.31	37.25	13.22	56.24	100	0	P	H	
													H	
													H	
			10620	46.24	-27.76	74	52.8	38.89	10.92	56.9	100	0	P	V
			15930	44.4	-29.6	74	49.44	37.25	13.22	56.24	100	0	P	V
														V
														V
Remark	1. No other spurious found. 2. All results are PASS against Peak and Average limit line.													



Band 3 - 5470~5725MHz

WIFI 802.11n HT40 (Band Edge @ 3m)

WIFI Ant. 1	Note	Frequency (MHz)	Level (dBμV/m)	Over Limit (dB)	Limit Line (dBμV/m)	Read Level (dBμV)	Antenna Factor (dB/m)	Cable Loss (dB)	Preamp Factor (dB)	Ant Pos (cm)	Table Pos (deg)	Peak Avg. (P/A)	Pol. (H/V)
802.11n HT40 CH 102 5510MHz		5459.68	52.27	-21.73	74	42.51	32.82	7.54	30.6	101	290	P	H
		5469.52	63.42	-4.78	68.2	53.62	32.85	7.56	30.61	101	290	P	H
		5459.44	45.99	-8.01	54	36.23	32.82	7.54	30.6	101	290	A	H
	*	5510	98.72	-	-	88.84	32.9	7.59	30.61	101	290	P	H
	*	5510	90.8	-	-	80.92	32.9	7.59	30.61	101	290	A	H
		5729.72	49.08	-19.12	68.2	39.12	32.86	7.81	30.71	101	290	P	H
		5454.16	51.12	-22.88	74	41.36	32.82	7.54	30.6	100	123	P	V
		5469.76	61.96	-6.24	68.2	52.16	32.85	7.56	30.61	100	123	P	V
		5458.48	44.17	-9.83	54	34.41	32.82	7.54	30.6	100	123	A	V
	*	5510	96.54	-	-	86.66	32.9	7.59	30.61	100	123	P	V
	*	5510	88.67	-	-	78.79	32.9	7.59	30.61	100	123	A	V
		5750.51	49.05	-19.15	68.2	39.1	32.85	7.83	30.73	100	123	P	V

WIFI 802.11n HT40 (Harmonic @ 3m)

WIFI Ant. 1	Note	Frequency (MHz)	Level (dBμV/m)	Over Limit (dB)	Limit Line (dBμV/m)	Read Level (dBμV)	Antenna Factor (dB/m)	Cable Loss (dB)	Preamp Factor (dB)	Ant Pos (cm)	Table Pos (deg)	Peak Avg. (P/A)	Pol. (H/V)
802.11n HT40 CH 102 5510MHz		11020	47.7	-26.3	74	52.78	39.82	11.17	56.59	100	0	P	H
		16530	46.77	-21.43	68.2	50.49	38.02	13.28	55.71	100	0	P	H
													H
													H
		11020	47.49	-26.51	74	52.57	39.82	11.17	56.59	100	0	P	V
		16530	46.66	-21.54	68.2	50.38	38.02	13.28	55.71	100	0	P	V
													V
													V
Remark	1. No other spurious found. 2. All results are PASS against Peak and Average limit line.												



Band 4 5725~5850MHz

WIFI 802.11a (Band Edge @ 3m)

WIFI Ant. 1	Note	Frequency (MHz)	Level (dBµV/m)	Over Limit (dB)	Limit Line (dBµV/m)	Read Level (dBµV)	Antenna Factor (dB/m)	Cable Loss (dB)	Preamp Factor (dB)	Ant Pos (cm)	Table Pos (deg)	Peak Avg. (P/A)	Pol. (H/V)
		5619.8	49.57	-18.63	68.2	39.66	32.88	7.7	30.67	100	275	P	H
		5683.2	49.98	-42.82	92.8	40.03	32.87	7.77	30.69	100	275	P	H
		5718.4	49.95	-60.4	110.35	39.99	32.86	7.81	30.71	100	275	P	H
		5722	50.36	-65	115.36	40.4	32.86	7.81	30.71	100	275	P	H
	*	5785	102.44	-	-	92.48	32.84	7.86	30.74	100	275	P	H
	*	5785	95.47	-	-	85.51	32.84	7.86	30.74	100	275	A	H
		5854.6	50.77	-60.94	111.71	40.83	32.83	7.88	30.77	100	275	P	H
		5873.4	50.8	-54.85	105.65	40.88	32.82	7.88	30.78	100	275	P	H
		5883.2	50.9	-48.21	99.11	40.98	32.82	7.88	30.78	100	275	P	H
		5939.6	49.49	-18.71	68.2	39.61	32.81	7.89	30.82	100	275	P	H
		5612.6	50.09	-18.11	68.2	40.18	32.88	7.7	30.67	380	32	P	V
		5689	50.68	-46.41	97.09	40.75	32.86	7.77	30.7	380	32	P	V
		5718.6	50.35	-60.06	110.41	40.39	32.86	7.81	30.71	380	32	P	V
		5722.4	50.9	-65.37	116.27	40.94	32.86	7.81	30.71	380	32	P	V
	*	5785	104.43	-	-	94.47	32.84	7.86	30.74	380	32	P	V
	*	5785	97.5	-	-	87.54	32.84	7.86	30.74	380	32	A	V
		5851.8	50.08	-68.02	118.1	40.14	32.83	7.88	30.77	380	32	P	V
		5861.2	51.33	-57.73	109.06	41.39	32.83	7.88	30.77	380	32	P	V
		5881.2	50.97	-49.62	100.59	41.05	32.82	7.88	30.78	380	32	P	V
		5925	49.67	-18.53	68.2	39.78	32.81	7.89	30.81	380	32	P	V



WIFI 802.11a (Harmonic @ 3m)

WIFI Ant. 1	Note	Frequency (MHz)	Level (dBμV/m)	Over Limit (dB)	Limit Line (dBμV/m)	Read Level (dBμV)	Antenna Factor (dB/m)	Cable Loss (dB)	Preamp Factor (dB)	Ant Pos (cm)	Table Pos (deg)	Peak Avg. (P/A)	Pol. (H/V)	
802.11a CH 157 5785MHz		11570	46.59	-27.41	74	50.92	40.29	11.31	56.44	100	0	P	H	
		17355	48.48	-19.72	68.2	48.39	42.4	13.52	56.46	100	0	P	H	
													H	
													H	
			11570	46.4	-27.6	74	50.73	40.29	11.31	56.44	100	0	P	V
			17355	49.23	-18.97	68.2	49.14	42.4	13.52	56.46	100	0	P	V
														V
														V
Remark	1. No other spurious found. 2. All results are PASS against Peak and Average limit line.													

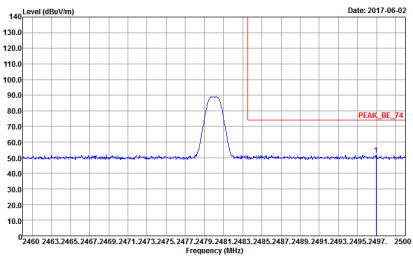
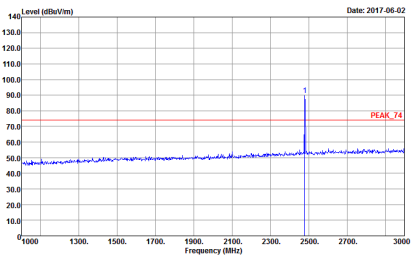
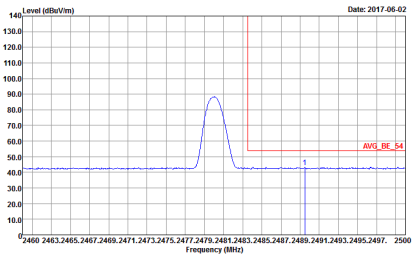
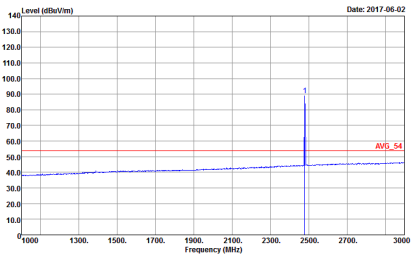


Note symbol

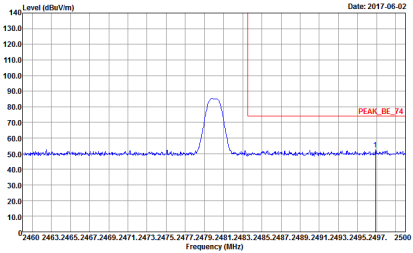
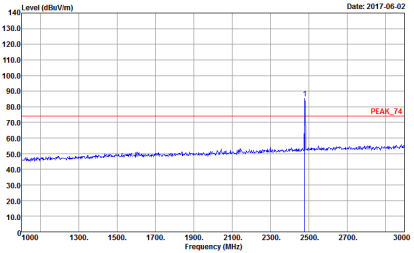
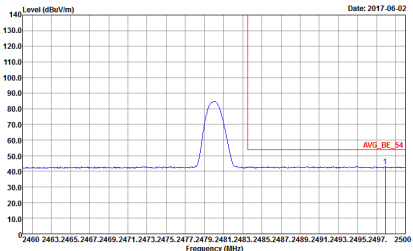
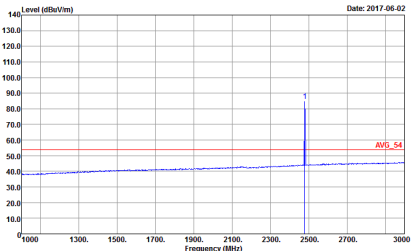
*	Fundamental Frequency which can be ignored. However, the level of any unwanted emissions shall not exceed the level of the fundamental frequency.
!	Test result is over limit line.
P/A	Peak or Average
H/V	Horizontal or Vertical
-L	Low channel location
-R	High channel location



2.4GHz 2400~2483.5MHz
BLE (Band Edge @ 3m)

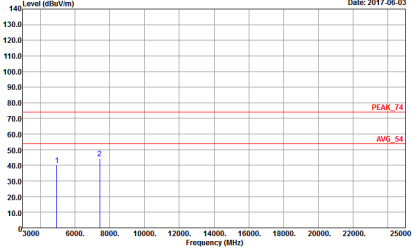
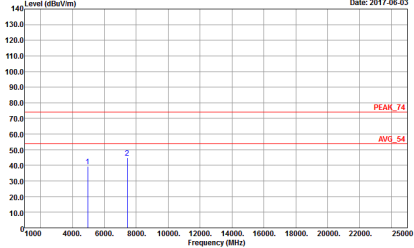
BLE	2.4GHz 2400~2483.5MHz Band Edge @ 3m	
BLE CH39 2480MHz		
Horizontal		Fundamental
Peak	 <p>Level (dBuV/m) vs Frequency (MHz) plot showing a peak at 2480 MHz. The peak level is approximately 90 dBuV/m. The plot includes a red horizontal line labeled 'PEAK_BE_74' at the peak level. The x-axis ranges from 2460 to 2500 MHz, and the y-axis ranges from 10.0 to 140.0 dBuV/m.</p> <p>Site : 03CH13-HY Condition : PEAK_BE_74 3m HORN_9120D_1522 HORIZONTAL : RBW:1000.000KHz VBW:3000.000KHz SWT:Auto</p>	 <p>Level (dBuV/m) vs Frequency (MHz) plot showing a peak at 2480 MHz. The peak level is approximately 90 dBuV/m. The plot includes a red horizontal line labeled 'PEAK_74' at the peak level. The x-axis ranges from 1000 to 3000 MHz, and the y-axis ranges from 10.0 to 140.0 dBuV/m.</p> <p>Site : 03CH13-HY Condition : PEAK_74 3m HORN_9120D_1522 HORIZONTAL : RBW:1000.000KHz VBW:3000.000KHz SWT:Auto</p>
Avg.	 <p>Level (dBuV/m) vs Frequency (MHz) plot showing an average level at 2480 MHz. The average level is approximately 50 dBuV/m. The plot includes a red horizontal line labeled 'AVG_BE_54' at the average level. The x-axis ranges from 2460 to 2500 MHz, and the y-axis ranges from 10.0 to 140.0 dBuV/m.</p> <p>Site : 03CH13-HY Condition : AVG_BE_54 3m HORN_9120D_1522 HORIZONTAL : RBW:1000.000KHz VBW:3000.000KHz SWT:Auto</p>	 <p>Level (dBuV/m) vs Frequency (MHz) plot showing an average level at 2480 MHz. The average level is approximately 50 dBuV/m. The plot includes a red horizontal line labeled 'AVG_54' at the average level. The x-axis ranges from 1000 to 3000 MHz, and the y-axis ranges from 10.0 to 140.0 dBuV/m.</p> <p>Site : 03CH13-HY Condition : AVG_54 3m HORN_9120D_1522 HORIZONTAL : RBW:1000.000KHz VBW:3000.000KHz SWT:Auto</p>



BLE	2.4GHz 2400~2483.5MHz Band Edge @ 3m	
	BLE CH39 2480MHz	
	Horizontal	Fundamental
Peak	 <p>Site : 03CH13-HY Condition : PEAK_BE_74 3m HORN_9120D_1522 VERTICAL : RBW:1000.000KHz VBW:3000.000KHz SWT:Auto</p>	 <p>Site : 03CH13-HY Condition : PEAK_74 3m HORN_9120D_1522 VERTICAL : RBW:1000.000KHz VBW:3000.000KHz SWT:Auto</p>
Avg.	 <p>Site : 03CH13-HY Condition : AVG_BE_54 3m HORN_9120D_1522 VERTICAL : RBW:1000.000KHz VBW:3.000KHz SWT:Auto</p>	 <p>Site : 03CH13-HY Condition : AVG_54 3m HORN_9120D_1522 VERTICAL : RBW:1000.000KHz VBW:3.000KHz SWT:Auto</p>



2.4GHz 2400~2483.5MHz
BLE (Harmonic @ 3m)

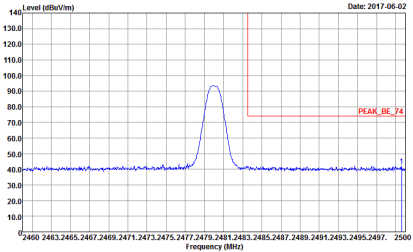
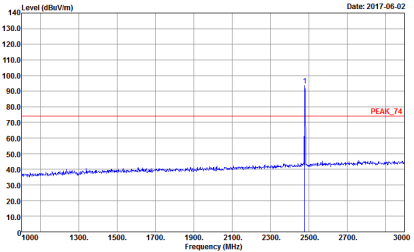
BLE	2.4GHz 2400~2483.5MHz Harmonic @ 3m	
	BLE CH39 2480MHz	
	Horizontal	Vertical
<p>Peak Avg.</p>	 <p>Site : 03CH13-HY Condition : PEAK_74 3m SHF_HORN_584 HORIZONTAL Detector : Peak</p>	 <p>Site : 03CH13-HY Condition : PEAK_74 3m SHF_HORN_584 VERTICAL Detector : Peak</p>



2.4GHz 2400~2483.5MHz
BT (Band Edge @ 3m)

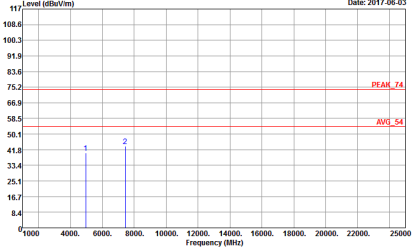
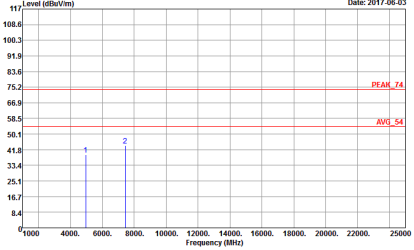
BT	2.4GHz 2400~2483.5MHz Band Edge @ 3m	
BT CH78 2480MHz		
Horizontal		Fundamental
Peak	<p>Site : 03CH13-HY Condition : PEAK_BE_74 3m HORN_91200_1522 HORIZONTAL : RBW:1000.000KHz VBW:3000.000KHz SWT:Auto</p>	<p>Site : 03CH13-HY Condition : PEAK_74 3m HORN_91200_1522 HORIZONTAL : RBW:1000.000KHz VBW:3000.000KHz SWT:Auto</p>



BT	2.4GHz 2400~2483.5MHz Band Edge @ 3m	
	BT CH78 2480MHz	
	Vertical	Fundamental
Peak	 <p>Date: 2017-06-02</p> <p>Site : 03CH13-HY Condition : PEAK_BE_74 3m HORN_91200_1522 VERTICAL : RBW:1000.000KHz VBW:3000.000KHz SWT:Auto</p>	 <p>Date: 2017-06-02</p> <p>Site : 03CH13-HY Condition : PEAK_74 3m HORN_91200_1522 VERTICAL : RBW:1000.000KHz VBW:3000.000KHz SWT:Auto</p>

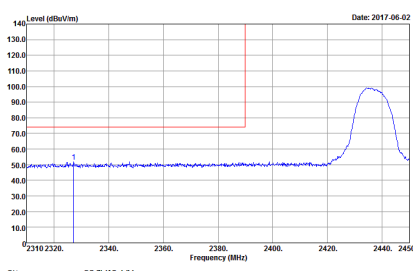
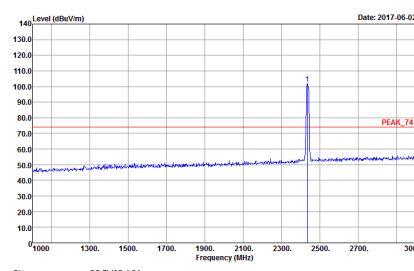
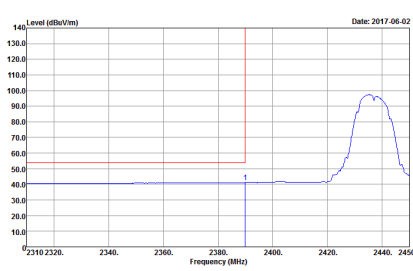
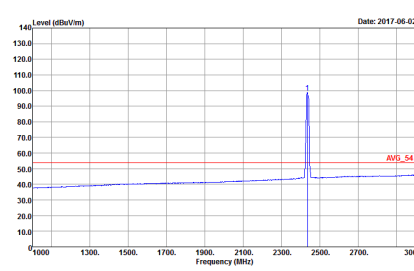


2.4GHz 2400~2483.5MHz
BT (Harmonic @ 3m)

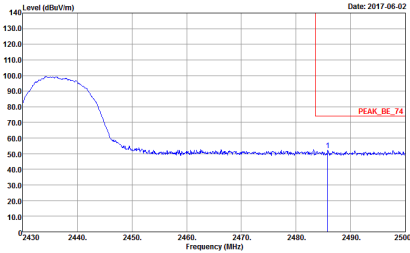
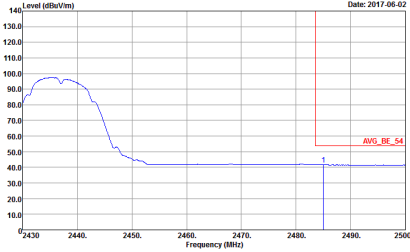
BT	2.4GHz 2400~2483.5MHz Harmonic @ 3m	
BT CH78 2480MHz		
Horizontal		Vertical
<p>Peak Avg.</p>	 <p>Site : 03CH13-HY Condition : PEAK_74 3m SHF_HORN_584 HORIZONTAL Detector : Peak</p>	 <p>Site : 03CH13-HY Condition : PEAK_74 3m SHF_HORN_584 VERTICAL Detector : Peak</p>



**2.4GHz 2400~2483.5MHz
WIFI 802.11b (Band Edge @ 3m)**

WIFI	2.4GHz 2400~2483.5MHz Band Edge @ 3m	
ANT	802.11b CH06 2437MHz - L	
1	Horizontal	Fundamental
Peak	 <p>Site : 03CH13-HY Condition : PEAK_BE_74 3m HORN_91200_1522 HORIZONTAL : RBW:1000.000KHz VBW:3000.000KHz SWT:Auto</p>	 <p>Site : 03CH13-HY Condition : PEAK_74 3m HORN_91200_1522 HORIZONTAL : RBW:1000.000KHz VBW:3000.000KHz SWT:Auto</p>
Avg.	 <p>Site : 03CH13-HY Condition : AVG_BE_54 3m HORN_91200_1522 HORIZONTAL : RBW:1000.000KHz VBW:0.010KHz SWT:Auto</p>	 <p>Site : 03CH13-HY Condition : AVG_54 3m HORN_91200_1522 HORIZONTAL : RBW:1000.000KHz VBW:0.010KHz SWT:Auto</p>

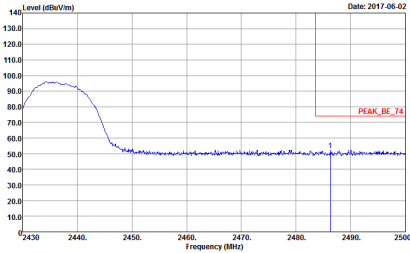
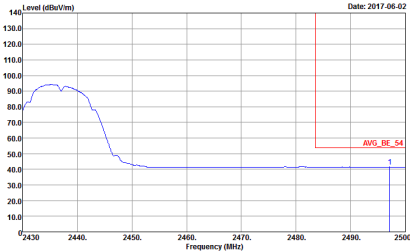


WIFI	2.4GHz 2400~2483.5MHz Band Edge @ 3m	
ANT	802.11b CH06 2437MHz - R	
1	Horizontal	Fundamental
Peak	 <p>Date: 2017-06-02</p> <p>Site : 03CH13-HY Condition : PEAK_BE_74 3m HORN_9120D_1522 HORIZONTAL : RBW:1000.000KHz VBW:3000.000KHz SWT:Auto</p>	Left blank
Avg.	 <p>Date: 2017-06-02</p> <p>Site : 03CH13-HY Condition : AVG_BE_54 3m HORN_9120D_1522 HORIZONTAL : RBW:1000.000KHz VBW:0.010KHz SWT:Auto</p>	Left blank



WIFI	2.4GHz 2400~2483.5MHz Band Edge @ 3m	
ANT	802.11b CH06 2437MHz - L	
1	Vertical	Fundamental
Peak	<p>Date: 2017-06-02</p> <p>Site : 03CH13-HY Condition : PEAK_BE_74 3m HORN_91200_1522 VERTICAL : RBW:1000.000KHz VBW:3000.000KHz SWT:Auto</p>	<p>Date: 2017-06-02</p> <p>Site : 03CH13-HY Condition : PEAK_74 3m HORN_91200_1522 VERTICAL : RBW:1000.000KHz VBW:3000.000KHz SWT:Auto</p>
Avg.	<p>Date: 2017-06-02</p> <p>Site : 03CH13-HY Condition : AVG_BE_54 3m HORN_91200_1522 VERTICAL : RBW:1000.000KHz VBW:0.010KHz SWT:Auto</p>	<p>Date: 2017-06-02</p> <p>Site : 03CH13-HY Condition : AVG_54 3m HORN_91200_1522 VERTICAL : RBW:1000.000KHz VBW:0.010KHz SWT:Auto</p>



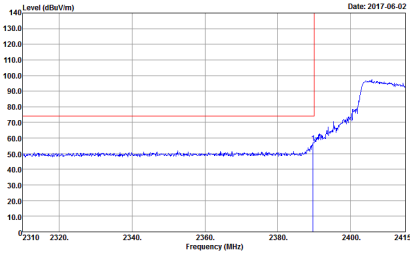
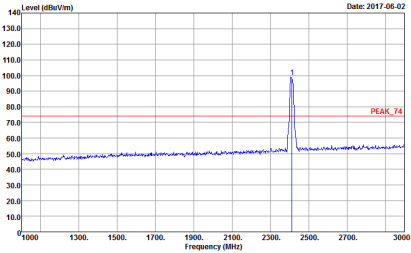
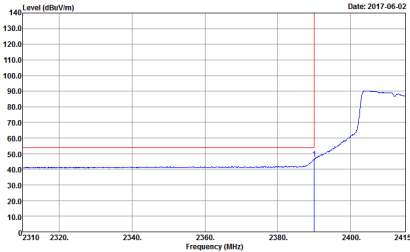
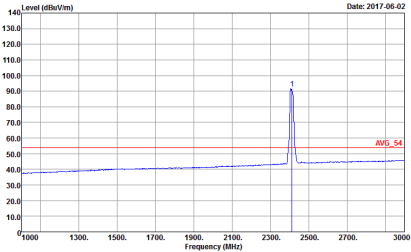
WIFI	2.4GHz 2400~2483.5MHz Band Edge @ 3m	
ANT	802.11b CH06 2437MHz - R	
1	Vertical	Fundamental
<p>Peak</p>	 <p>Site : 03CH13-HY Condition : PEAK_BE_74 3m HORN_9120D_1522 VERTICAL : RBW:1000.000KHz VBW:3000.000KHz SWT:Auto</p>	<p>Left blank</p>
<p>Avg.</p>	 <p>Site : 03CH13-HY Condition : AVG_BE_54 3m HORN_9120D_1522 VERTICAL : RBW:1000.000KHz VBW:0.010KHz SWT:Auto</p>	<p>Left blank</p>



**2.4GHz 2400~2483.5MHz
WIFI 802.11n HT20 (Band Edge @ 3m)**

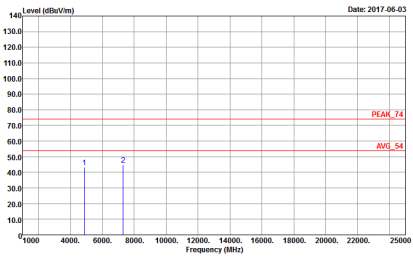
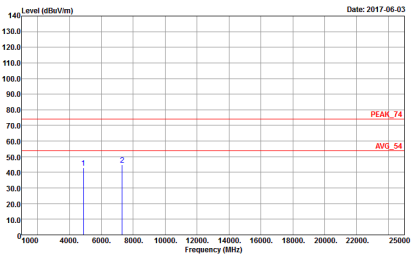
WIFI	2.4GHz 2400~2483.5MHz Band Edge @ 3m	
ANT	802.11n HT20 CH01 2412MHz	
1	Horizontal	Fundamental
Peak	<p>Site : 03CH13-HY Condition : PEAK_BE_74 3m HORN_9120D_1522 HORIZONTAL : RBW:1000.000KHz VBW:3000.000KHz SWT:Auto</p>	<p>Site : 03CH13-HY Condition : PEAK_74 3m HORN_9120D_1522 HORIZONTAL : RBW:1000.000KHz VBW:3000.000KHz SWT:Auto</p>
Avg.	<p>Site : 03CH13-HY Condition : AVG_BE_54 3m HORN_9120D_1522 HORIZONTAL : RBW:1000.000KHz VBW:1.000KHz SWT:Auto</p>	<p>Site : 03CH13-HY Condition : AVG_54 3m HORN_9120D_1522 HORIZONTAL : RBW:1000.000KHz VBW:1.000KHz SWT:Auto</p>



WIFI	2.4GHz 2400~2483.5MHz Band Edge @ 3m	
ANT	802.11n HT20 CH01 2412MHz	
1	Vertical	Fundamental
Peak	 <p>Date: 2017-06-02</p> <p>Site : 03CH13-HY Condition : PEAK_BE_74 3m HORN_9120D_1522 VERTICAL : RBW:1000.000KHz VBW:3000.000KHz SWT:Auto</p>	 <p>Date: 2017-06-02</p> <p>Site : 03CH13-HY Condition : PEAK_74 3m HORN_9120D_1522 VERTICAL : RBW:1000.000KHz VBW:3000.000KHz SWT:Auto</p>
Avg.	 <p>Date: 2017-06-02</p> <p>Site : 03CH13-HY Condition : AVG_BE_54 3m HORN_9120D_1522 VERTICAL : RBW:1000.000KHz VBW:1.000KHz SWT:Auto</p>	 <p>Date: 2017-06-02</p> <p>Site : 03CH13-HY Condition : AVG_54 3m HORN_9120D_1522 VERTICAL : RBW:1000.000KHz VBW:1.000KHz SWT:Auto</p>

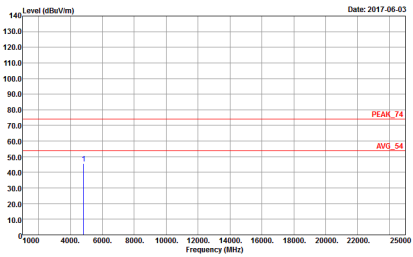
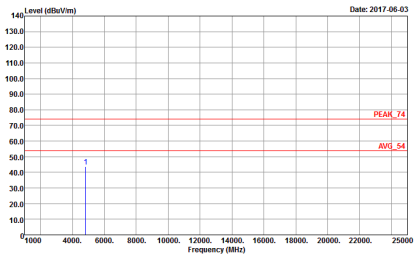


**2.4GHz 2400~2483.5MHz
WIFI 802.11b (Harmonic @ 3m)**

WIFI	2.4GHz 2400~2483.5MHz Harmonic @ 3m	
ANT	802.11b CH06 2437MHz	
1	Horizontal	Vertical
<p>Peak Avg.</p>	 <p>Site : 03CH13-HY Condition : PEAK_74 3m SHF_HORN_584 HORIZONTAL Detector : Peak</p>	 <p>Site : 03CH13-HY Condition : PEAK_74 3m SHF_HORN_584 VERTICAL Detector : Peak</p>

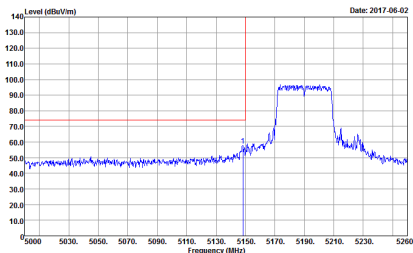
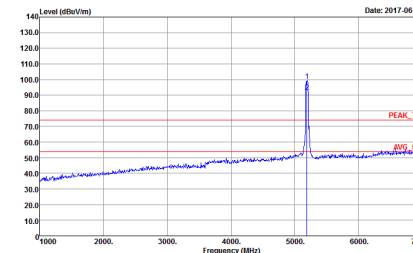
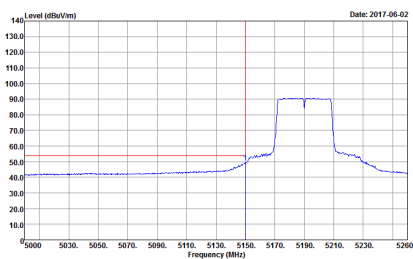


**2.4GHz 2400~2483.5MHz
WIFI 802.11n HT20 (Harmonic @ 3m)**

WIFI	2.4GHz 2400~2483.5MHz Harmonic @ 3m	
ANT	802.11n HT20 CH01 2412MHz	
1	Horizontal	Vertical
<p>Peak Avg.</p>	 <p>Site : 03CH13-HY Condition : PEAK_74 3m SHF_HORN_584 HORIZONTAL Detector : Peak</p>	 <p>Site : 03CH13-HY Condition : PEAK_74 3m SHF_HORN_584 VERTICAL Detector : Peak</p>



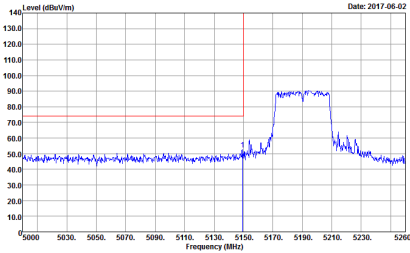
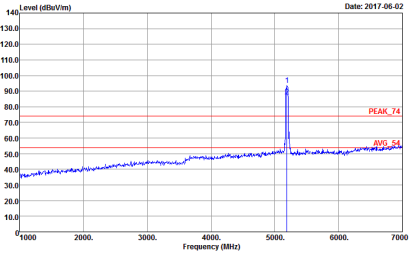
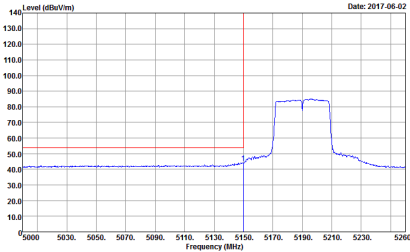
Band 1 - 5150~5250MHz
WIFI 802.11n HT40 (Band Edge @ 3m)

WIFI	Band 1 5150~5250MHz Band Edge @ 3m	
ANT	802.11n HT40 CH38 5190MHz - L	
1	Horizontal	Fundamental
Peak	 <p>Site : 03CH13-HY Condition : PEAK_BE_74 3m HORN_91200_1522 HORIZONTAL : RBW:1000.000KHz VBW:3000.000KHz SWT:Auto</p>	 <p>Site : 03CH13-HY Condition : PEAK_74 3m HORN_91200_1522 HORIZONTAL : RBW:1000.000KHz VBW:3000.000KHz SWT:Auto</p>
Avg.	 <p>Site : 03CH13-HY Condition : AVG_BE_54 3m HORN_91200_1522 HORIZONTAL : RBW:1000.000KHz VBW:3.000KHz SWT:Auto</p>	Left blank

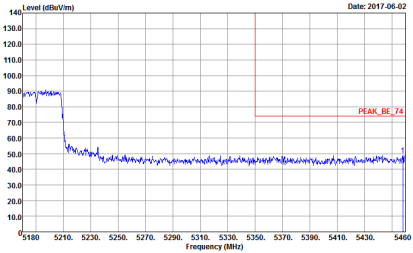
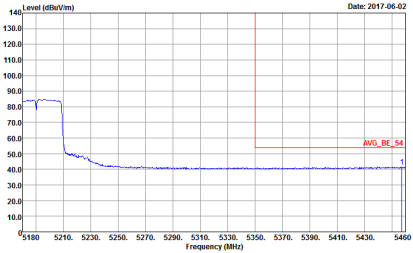


WIFI	Band 1 5150~5250MHz Band Edge @ 3m	
ANT	802.11n HT40 CH38 5190MHz - R	
1	Horizontal	Fundamental
Peak	<p>Site : 03CH13-HY Condition : PEAK_BE_74 3m HORN_9120D_1522 HORIZONTAL : RBW:1000.000KHz VBW:3000.000KHz SWT:Auto</p>	Left blank
Avg.	<p>Site : 03CH13-HY Condition : AVG_BE_54 3m HORN_9120D_1522 HORIZONTAL : RBW:1000.000KHz VBW:3.000KHz SWT:Auto</p>	Left blank



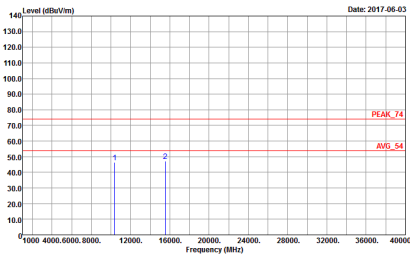
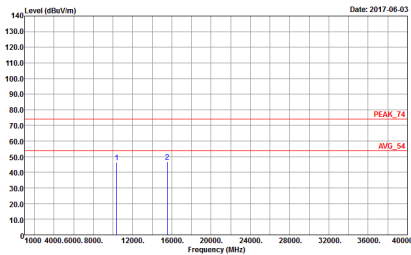
WIFI	Band 1 5150~5250MHz Band Edge @ 3m	
ANT	802.11n HT40 CH38 5190MHz - L	
1	Vertical	Fundamental
Peak	 <p>Date: 2017-06-02</p> <p>Site : 03CH13-HY Condition : PEAK_BE_74 3m HORN_9120D_1522 VERTICAL : RBW:1000.000KHz VBW:3000.000KHz SWT:Auto</p>	 <p>Date: 2017-06-02</p> <p>Site : 03CH13-HY Condition : PEAK_74 3m HORN_9120D_1522 VERTICAL : RBW:1000.000KHz VBW:3000.000KHz SWT:Auto</p>
Avg.	 <p>Date: 2017-06-02</p> <p>Site : 03CH13-HY Condition : AVG_BE_54 3m HORN_9120D_1522 VERTICAL : RBW:1000.000KHz VBW:3.000KHz SWT:Auto</p>	Left blank



WIFI	Band 1 5150~5250MHz Band Edge @ 3m	
ANT	802.11n HT40 CH38 5190MHz - R	
1	Vertical	Fundamental
Peak	 <p>Date: 2017-06-02</p> <p>Site : 03CH13-HY Condition : PEAK_BE_74 3m HORN_9120D_1522 VERTICAL : RBW:1000.000KHz VBW:3000.000KHz SWT:Auto</p>	Left blank
Avg.	 <p>Date: 2017-06-02</p> <p>Site : 03CH13-HY Condition : AVG_BE_54 3m HORN_9120D_1522 VERTICAL : RBW:1000.000KHz VBW:3.000KHz SWT:Auto</p>	Left blank

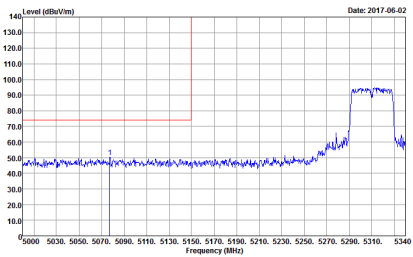
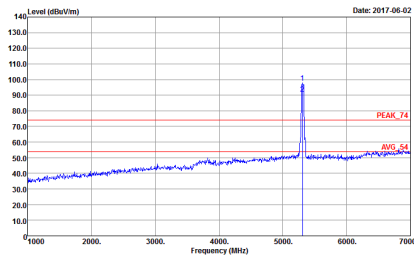
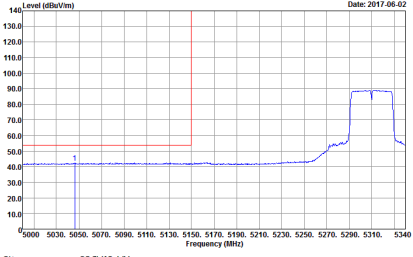


Band 1 - 5150~5250MHz
WIFI 802.11n HT40 (Harmonic @ 3m)

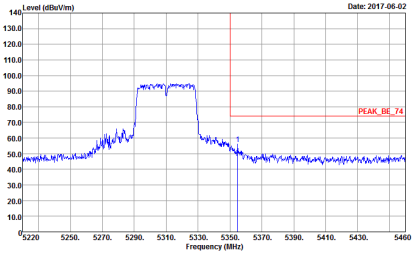
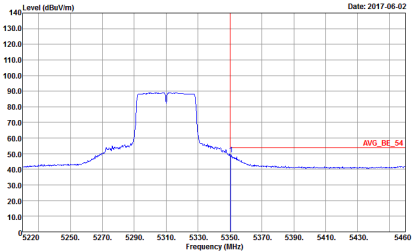
WIFI	Band 1 5150~5250MHz Harmonic @ 3m	
ANT	802.11n HT40 CH38 5190MHz	
1	Horizontal	Vertical
<p>Peak</p> <p>Avg.</p>	 <p>Site : 03CH13-HY Condition : PEAK_74 3m SHF_HORN_584 HORIZONTAL Detector : Peak</p>	 <p>Site : 03CH13-HY Condition : PEAK_74 3m SHF_HORN_584 VERTICAL Detector : Peak</p>



Band 2 - 5250~5350MHz
WIFI 802.11n HT40 (Band Edge @ 3m)

WIFI	Band 2 5250~5350MHz Band Edge @ 3m	
ANT	802.11n HT40 CH62 5310MHz - L	
1	Horizontal	Fundamental
Peak	 <p>Site : 03CH13-HY Condition : PEAK_BE_74 3m HORN_9120D_1522 HORIZONTAL : RBW:1000.000KHz VBW:3000.000KHz SWT:Auto</p>	 <p>Site : 03CH13-HY Condition : PEAK_74 3m HORN_9120D_1522 HORIZONTAL : RBW:1000.000KHz VBW:3000.000KHz SWT:Auto</p>
Avg.	 <p>Site : 03CH13-HY Condition : AV6_BE_54 3m HORN_9120D_1522 HORIZONTAL : RBW:1000.000KHz VBW:3.000KHz SWT:Auto</p>	Left blank

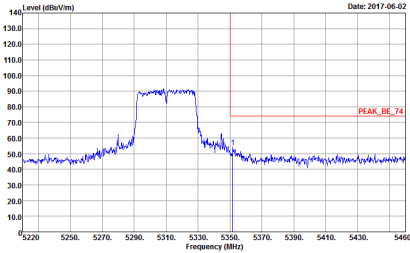
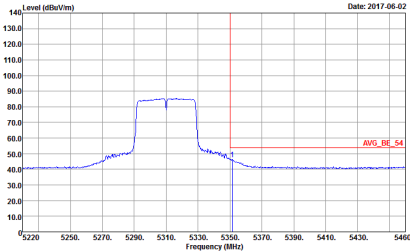


WIFI	Band 2 5250~5350MHz Band Edge @ 3m	
ANT	802.11n HT40 CH62 5310 MHz - R	
1	Horizontal	Fundamental
<p>Peak</p>	 <p>Site : 03CH13-HY Condition : PEAK_BE_74 3m HORN_9120D_1522 HORIZONTAL : RBW:1000.000KHz VBW:3000.000KHz SWT:Auto</p>	<p>Left blank</p>
<p>Avg.</p>	 <p>Site : 03CH13-HY Condition : AVG_BE_54 3m HORN_9120D_1522 HORIZONTAL : RBW:1000.000KHz VBW:3.000KHz SWT:Auto</p>	<p>Left blank</p>



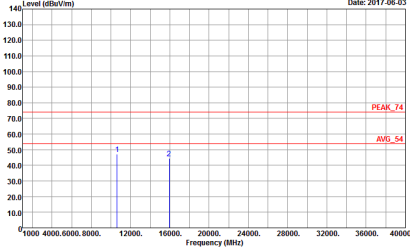
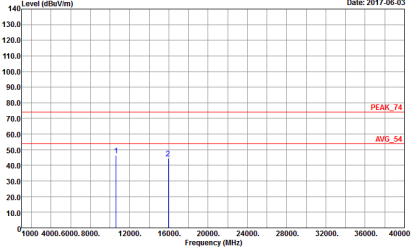
WIFI	Band 2 5250~5350MHz Band Edge @ 3m	
ANT	802.11n HT40 CH62 5310 MHz - L	
1	Vertical	Fundamental
Peak	<p>Date: 2017-06-02</p> <p>Site : 03CH13-HY Condition : PEAK_BE_74 3m HORN_9120D_1522 VERTICAL : RBW:1000.000KHz VBW:3000.000KHz SWT:Auto</p>	<p>Date: 2017-06-02</p> <p>Site : 03CH13-HY Condition : PEAK_74 3m HORN_9120D_1522 VERTICAL : RBW:1000.000KHz VBW:3000.000KHz SWT:Auto</p>
Avg.	<p>Date: 2017-06-02</p> <p>Site : 03CH13-HY Condition : AVG_BE_54 3m HORN_9120D_1522 VERTICAL : RBW:1000.000KHz VBW:3.000KHz SWT:Auto</p>	Left blank



WIFI	Band 2 5250~5350MHz Band Edge @ 3m	
ANT	802.11n HT40 CH62 5310 MHz - R	
1	Vertical	Fundamental
Peak	 <p>Date: 2017-06-02</p> <p>Site : 03CH13-HY Condition : PEAK_BE_74 3m HORN_9120D_1522 VERTICAL : RBW:1000.000KHz VBW:3000.000KHz SWT:Auto</p>	Left blank
Avg.	 <p>Date: 2017-06-02</p> <p>Site : 03CH13-HY Condition : AVG_BE_54 3m HORN_9120D_1522 VERTICAL : RBW:1000.000KHz VBW:3.000KHz SWT:Auto</p>	Left blank

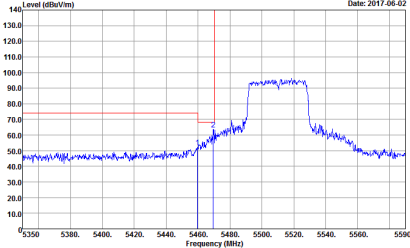
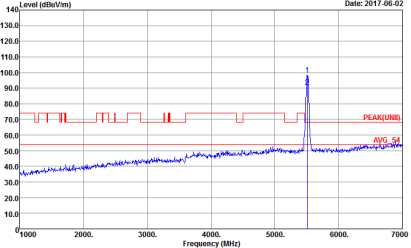
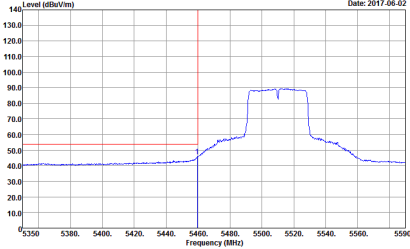


Band 2 - 5250~5350MHz
WIFI 802.11n HT40 (Harmonic @ 3m)

WIFI	Band 2 5250~5350MHz Harmonic @ 3m	
ANT	802.11n HT40 CH62 5310 MHz	
1	Horizontal	Vertical
<p>Peak Avg.</p>	 <p>Site : 03CH13-HY Condition : PEAK_74 3m SHF_HORN_584 HORIZONTAL Detector : Peak</p>	 <p>Site : 03CH13-HY Condition : PEAK_74 3m SHF_HORN_584 VERTICAL Detector : Peak</p>



Band 3 - 5470~5725MHz
WIFI 802.11n HT40 (Band Edge @ 3m)

WIFI	Band 3 5470~5725MHz Band Edge @ 3m	
ANT	802.11n HT40 CH102 5510MHz - L	
1	Horizontal	Fundamental
Peak	 <p>Date: 2017.06.02</p> <p>Site : 03CH13-HY Condition : PEAK_BE(UNII)_B3 3m HORN_9120D_1522 HORIZONTAL : RBW:1000.000KHz VBW:3000.000KHz SWT:Auto</p>	 <p>Date: 2017.06.02</p> <p>Site : 03CH13-HY Condition : PEAK(UNII) 3m HORN_9120D_1522 HORIZONTAL : RBW:1000.000KHz VBW:3000.000KHz SWT:Auto</p>
Avg.	 <p>Date: 2017.06.02</p> <p>Site : 03CH13-HY Condition : AVG_BE(UNII)_B3 3m HORN_9120D_1522 HORIZONTAL : RBW:1000.000KHz VBW:3.000KHz SWT:Auto</p>	Left blank



WIFI	Band 3 5470~5725MHz Band Edge @ 3m	
ANT	802.11n HT40 CH102 5510MHz - R	
1	Vertical	Fundamental
<p>Peak.</p>	<p>Site : 03GH13-HY Condition : PEAK_BE(UNI)_83 3m HORN_9120D_1522 HORIZONTAL : RBW:1000.000KHz VBW:3000.000KHz SWT:Auto</p>	<p>Left blank</p>



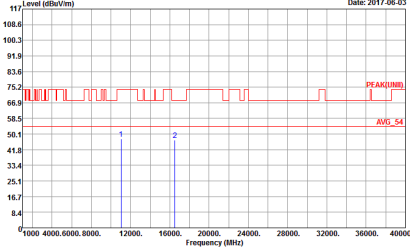
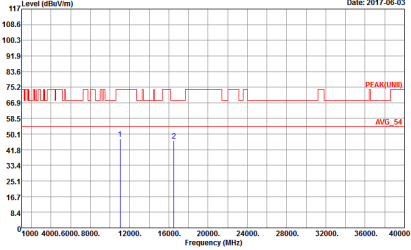
WIFI	Band 3 5470~5725MHz Band Edge @ 3m	
ANT	802.11n HT40 CH102 5510MHz - L	
1	Vertical	Fundamental
Peak	<p>Date: 2017-06-02</p> <p>Site : 03CH13-HY Condition : PEAK_BE(UNIT)_83 3m HORN_9120D_1522 VERTICAL : RBW:1000.000KHz VBW:3000.000KHz SWT:Auto</p>	<p>Date: 2017-06-02</p> <p>Site : 03CH13-HY Condition : PEAK(UNIT) 3m HORN_9120D_1522 VERTICAL : RBW:1000.000KHz VBW:3000.000KHz SWT:Auto</p>
Avg.	<p>Date: 2017-06-02</p> <p>Site : 03CH13-HY Condition : AVG_BE(UNIT)_83 3m HORN_9120D_1522 VERTICAL : RBW:1000.000KHz VBW:3.000KHz SWT:Auto</p>	Left blank



WIFI	Band 3 5470~5725MHz Band Edge @ 3m	
ANT	802.11n HT40 CH102 5510MHz - R	
1	Vertical	Fundamental
Peak		Left blank



Band 3 - 5470~5725MHz
WIFI 802.11n HT40 (Harmonic @ 3m)

WIFI	Band 3 5470~5725MHz Harmonic @ 3m	
ANT	802.11n HT40 CH102 5510MHz	
1	Horizontal	Vertical
<p>Peak</p> <p>Avg.</p>	 <p>Site : 03CH13-HY Condition : PEAK(LIM) 3m SHF_HORN_584 HORIZONTAL Detector : Peak</p>	 <p>Site : 03CH13-HY Condition : PEAK(LIM) 3m SHF_HORN_584 VERTICAL Detector : Peak</p>



Band 4 - 5725~5850MHz
WIFI 802.11a (Band Edge @ 3m)

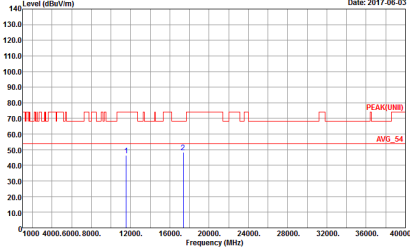
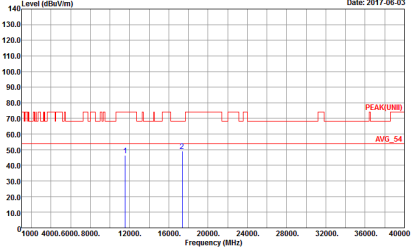
WIFI	Band 4 5725~5850MHz Band Edge @ 3m	
ANT	802.11a CH157 5785MHz	
1	Horizontal	Fundamental
Peak	<p>Site : 03CH13-FY Condition : PEAK_BE(B4)_16-24 3m HORN_91200_1522 HORIZONTAL : RBW:1000.000KHz VBW:3000.000KHz SWT:Auto</p>	<p>Site : 03CH13-FY Condition : PEAK(LIM) 3m HORN_91200_1522 HORIZONTAL : RBW:1000.000KHz VBW:3000.000KHz SWT:Auto</p>
Peak	<p>Site : 03CH13-FY Condition : PEAK_BE(B4)_16-24 3m HORN_91200_1522 HORIZONTAL : RBW:1000.000KHz VBW:3000.000KHz SWT:Auto</p>	Left blank



WIFI	Band 4 5725~5850MHz Band Edge @ 3m	
ANT	802.11a CH157 5785MHz	
1	Vertical	Fundamental
Peak	<p>Site : 03CH13-HY Condition : PEAK_BE(B4)_16-24 3m HORN_91200_1522 VERTICAL : RBW:1000.000KHz VBW:3000.000KHz SWT:Auto</p>	<p>Site : 03CH13-HY Condition : PEAK(UNIT) 3m HORN_91200_1522 VERTICAL : RBW:1000.000KHz VBW:3000.000KHz SWT:Auto</p>
Peak	<p>Site : 03CH13-HY Condition : PEAK_BE(B4)_16-24 3m HORN_91200_1522 VERTICAL : RBW:1000.000KHz VBW:3000.000KHz SWT:Auto</p>	Left blank

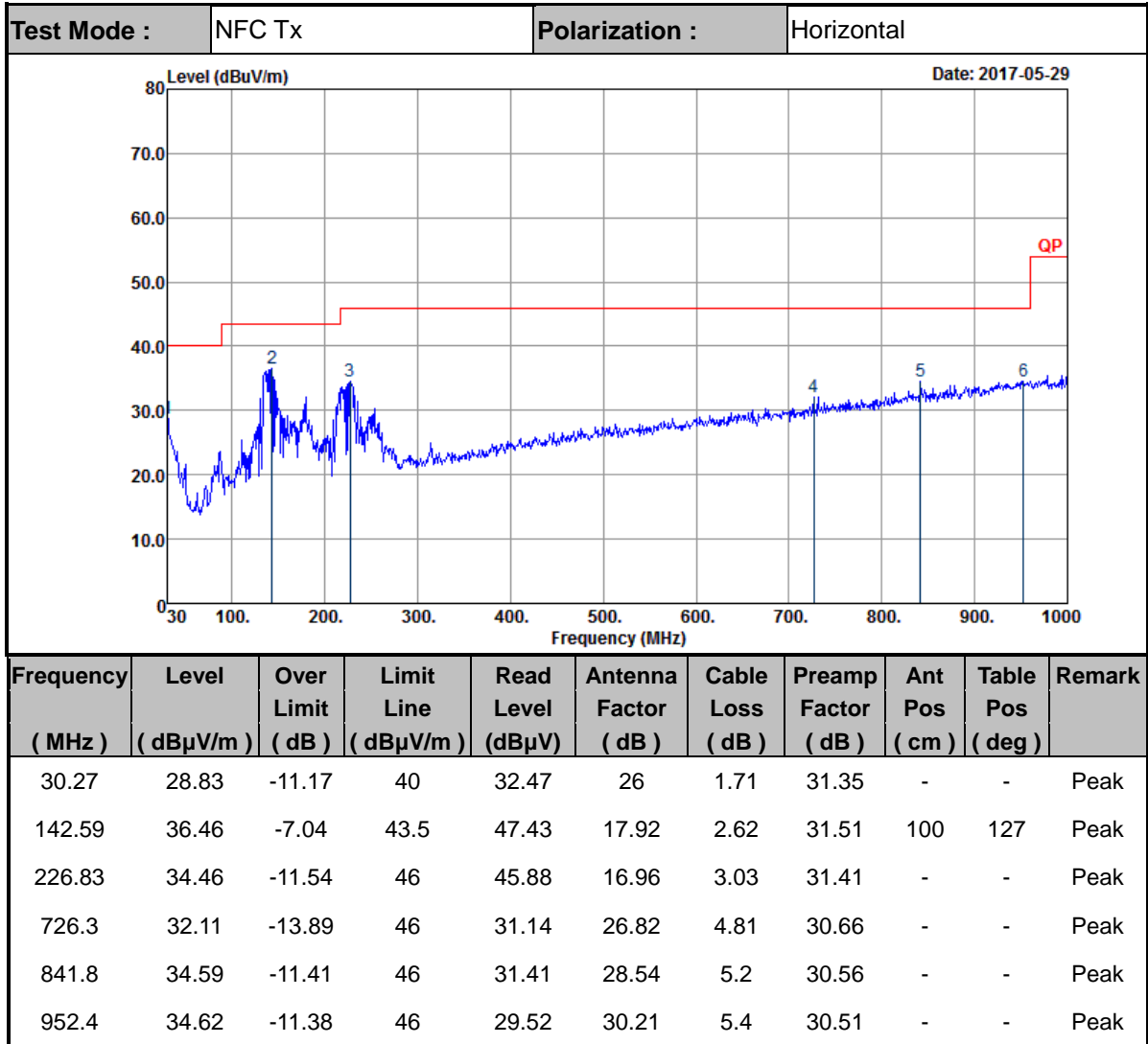


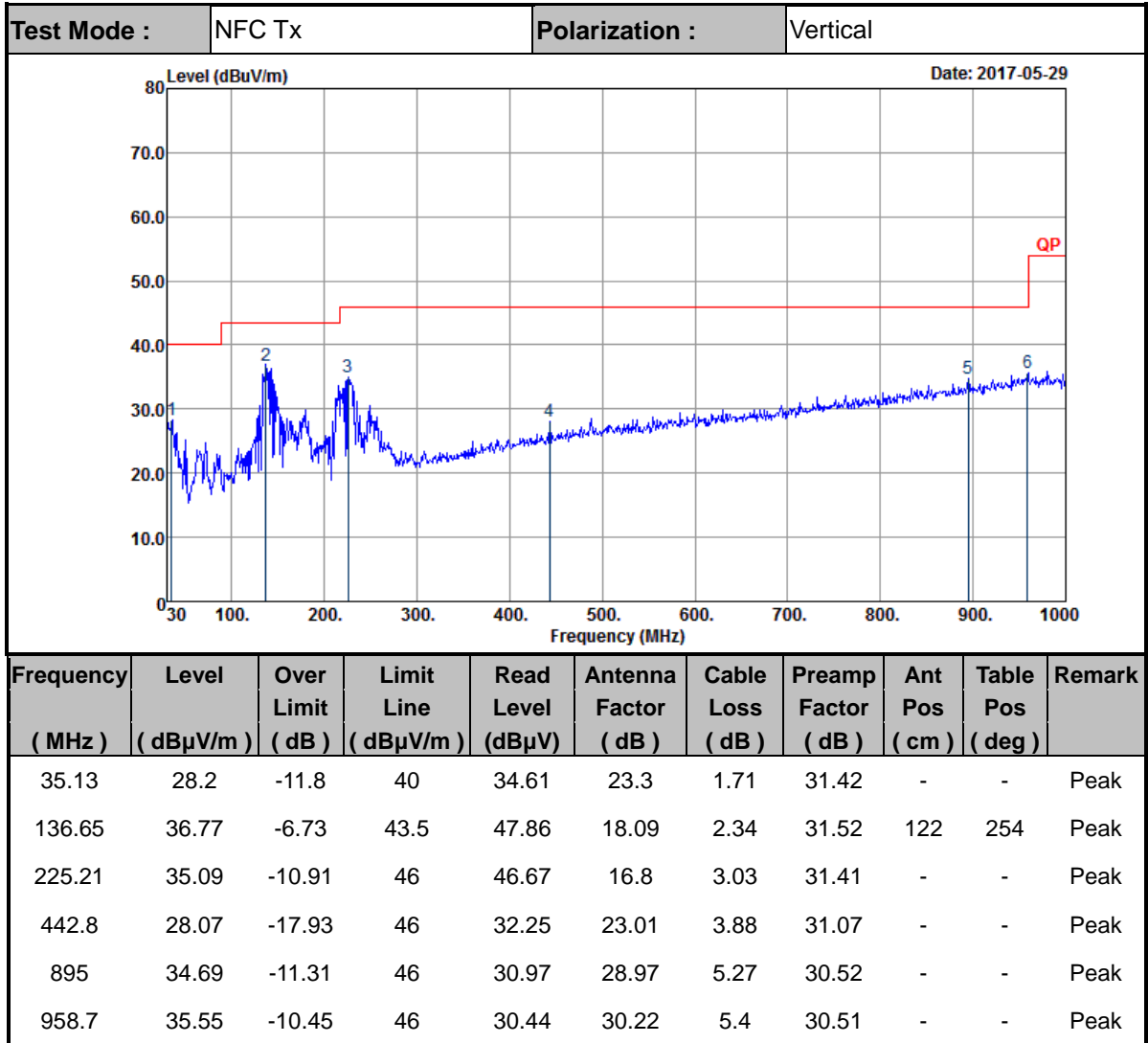
Band 4 - 5725~5850MHz
WIFI 802.11a (Harmonic @ 3m)

WIFI	Band 4 5725~5850MHz Harmonic @ 3m	
ANT	802.11a CH157 5785MHz	
1	Horizontal	Vertical
<p>Peak</p> <p>Avg.</p>	 <p>Site : 03CH13-1Y Condition : PEAK(UNII) 3m SHF_HORN_584 HORIZONTAL Detector : Peak</p>	 <p>Site : 03CH13-1Y Condition : PEAK(UNII) 3m SHF_HORN_584 VERTICAL Detector : Peak</p>



Results of Radiated Emissions (30 MHz~1GHz)





End of this report