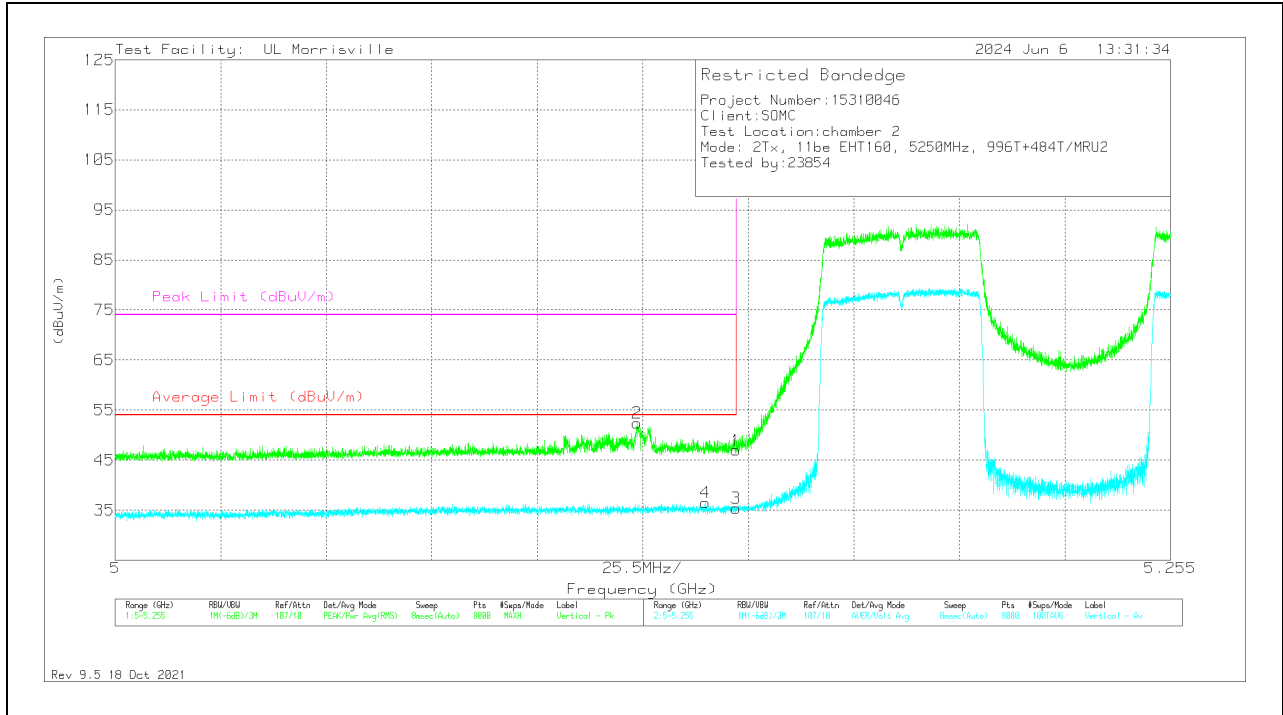


VERTICAL RESULT

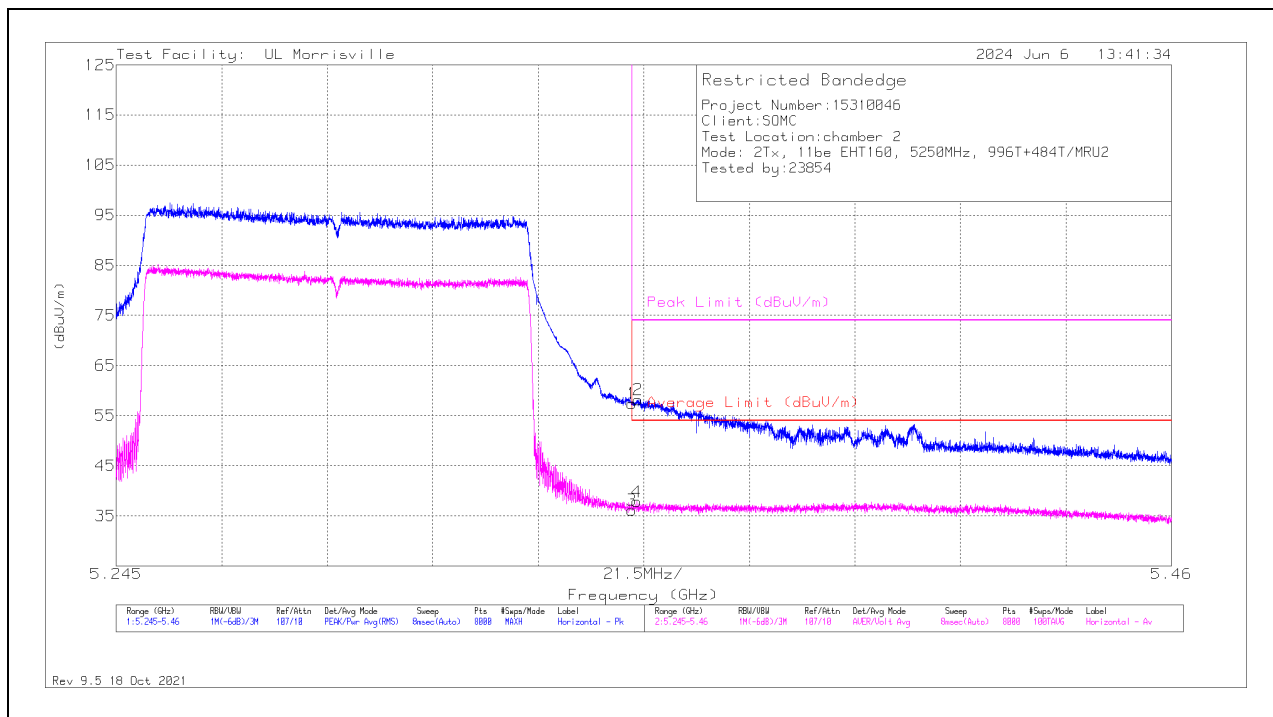


Marker	Frequency (GHz)	Meter Reading (dBuV)	Det	86408 (dB/m)	Gain/Loss (dB)	DC Corr (dB)	Corrected Reading (dBuV/m)	Average Limit (dBuV/m)	Margin (dB)	Peak Limit (dBuV/m)	PK Margin (dB)	Azimuth (Degs)	Height (cm)	Polarity
1	*** 5.14999	34.86	Pk	34.1	-22	0	46.96	-	-	74	-27.04	220	196	V
2	*** 5.12608	40.65	Pk	34.1	-22.3	0	52.45	-	-	74	-21.55	220	196	V
3	*** 5.14999	23.25	ADV	34.1	-22	0.2	35.55	54	-18.45	-	-	220	196	V
4	*** 5.14266	24.49	ADV	34.1	-22.1	0.2	36.69	54	-17.31	-	-	220	196	V

* - indicates frequency in CFR47 Pt 15 / IC RSS-Restricted Band
 ** - indicates frequency in Taiwan NCC LP0002 Restricted Band
 Pk - Peak detector
 ADV - Linear Voltage Average

BANDEDGE (HIGH SIDE)

HORIZONTAL RESULT



Marker	Frequency (GHz)	Meter Reading (dBuV)	Det	86408 (dB/m)	Gain/Loss (dB)	DC Corr (dB)	Corrected Reading (dBuV/m)	Average Limit (dBuV/m)	Margin (dB)	Peak Limit (dBuV/m)	PK Margin (dB)	Azimuth (Degs)	Height (cm)	Polarity
1	*** 5.35001	45.68	Pk	34.4	-22.7	0	57.38	-	-	74	-16.62	37	157	H
2	*** 5.35128	46.49	Pk	34.4	-22.7	0	58.19	-	-	74	-15.81	37	157	H
3	*** 5.35001	24.48	ADV	34.4	-22.7	0.2	36.38	54	-17.62	-	-	37	157	H
4	*** 5.35109	26.12	ADV	34.4	-22.7	0.2	38.02	54	-15.98	-	-	37	157	H

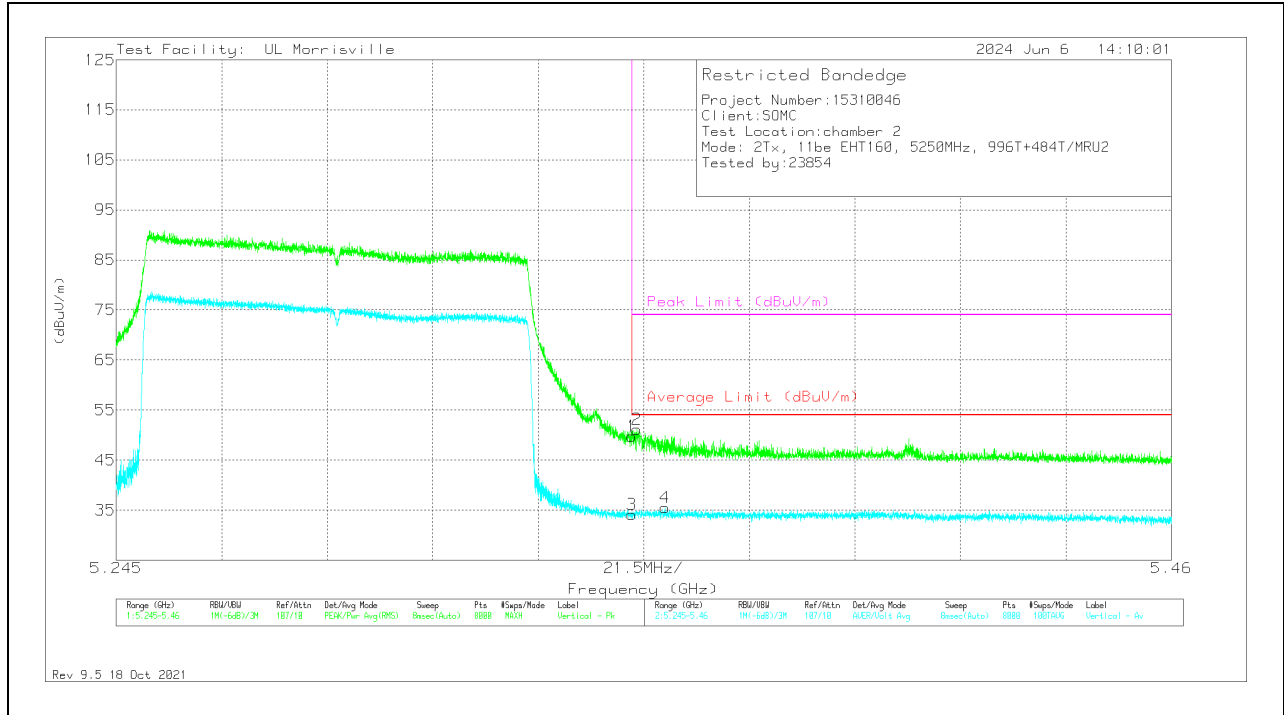
* - indicates frequency in CFR47 Pt 15 / IC RSS-Restricted Band

** - indicates frequency in Taiwan NCC LP0002 Restricted Band

Pk - Peak detector

ADV - Linear Voltage Average

VERTICAL RESULT



Marker	Frequency (GHz)	Meter Reading (dBuV)	Det	86408 (dB/m)	Gain/Loss (dB)	DC Corr (dB)	Corrected Reading (dBuV/m)	Average Limit (dBuV/m)	Margin (dB)	Peak Limit (dBuV/m)	PK Margin (dB)	Azimuth (Degs)	Height (cm)	Polarity
1	*** 5.35001	38.05	Pk	34.4	-22.7	0	49.75	-	-	74	-24.25	321	125	V
2	*** 5.35111	39.42	Pk	34.4	-22.7	0	51.12	-	-	74	-22.88	321	125	V
3	*** 5.35001	22.47	ADV	34.4	-22.7	0.2	34.37	54	-19.63	-	-	321	125	V
4	*** 5.35681	23.8	ADV	34.4	-22.7	0.2	35.7	54	-18.3	-	-	321	125	V

* - indicates frequency in CFR47 Pt 15 / IC RSS-Restricted Band

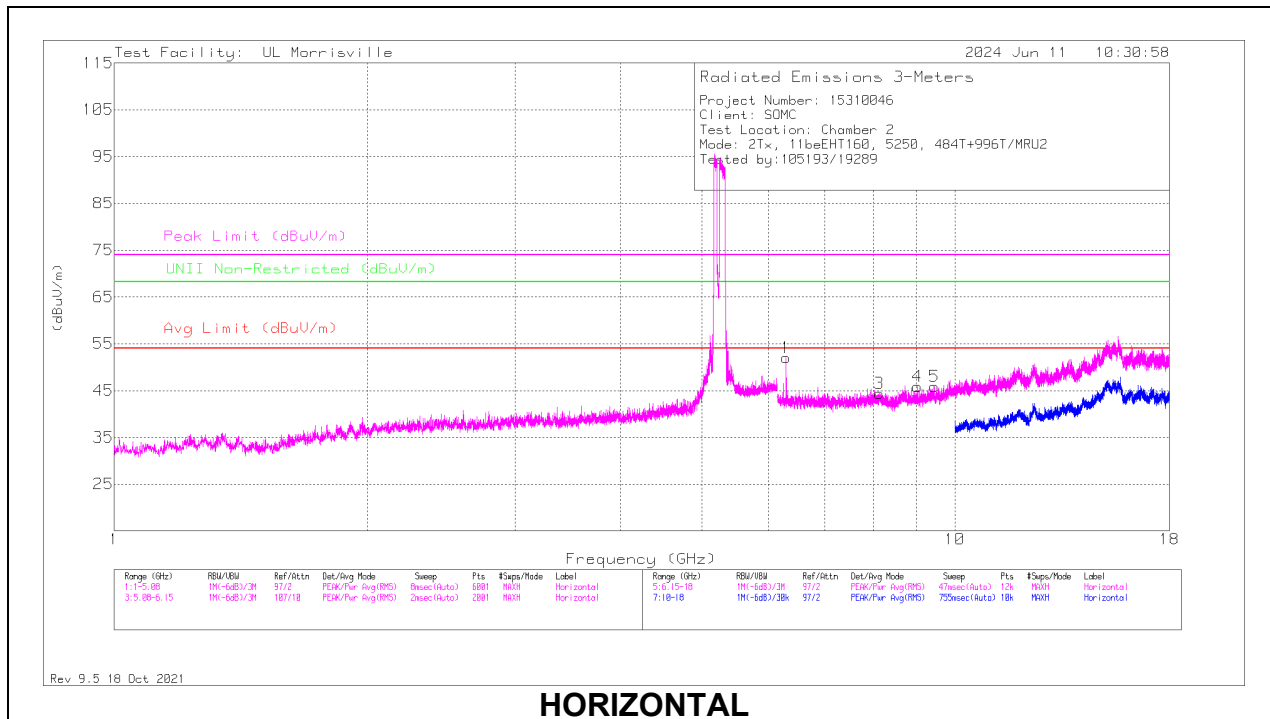
** - indicates frequency in Taiwan NCC LP0002 Restricted Band

Pk - Peak detector

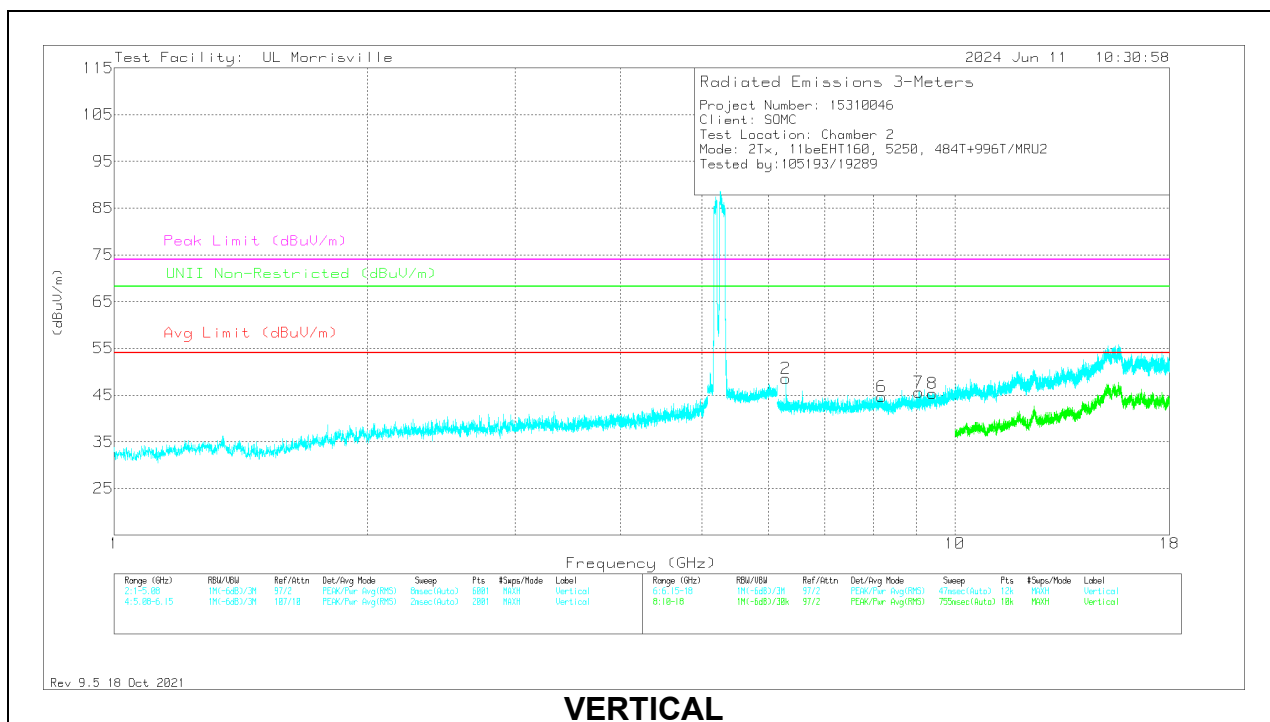
ADV - Linear Voltage Average

HARMONICS AND SPURIOUS EMISSIONS

MID CHANNEL



HORIZONTAL



VERTICAL

RADIATED EMISSIONS

Marker	Frequency (GHz)	Meter Reading (dBuV)	Det	86408 (dB/m)	Gain/Loss (dB)	Corrected Reading (dBuV/m)	Avg Limit (dBuV/m)	Margin (dB)	Peak Limit (dBuV/m)	PK Margin (dB)	UNII Non-Restricted (dBuV/m)	PK Margin (dB)	Azimuth (Degs)	Height (cm)	Polarity
3	* ** 8.13093	35.16	Pk	35.8	-26.6	44.36	54	-9.64	74	-29.64	-	-	0-360	101	H
4	* ** 9.02955	36.06	Pk	35.9	-26.1	45.86	54	-8.14	74	-28.14	-	-	0-360	101	H
5	* ** 9.45911	35.4	Pk	36.3	-25.8	45.9	54	-8.1	74	-28.1	-	-	0-360	101	H
6	* ** 8.1803	35.75	Pk	35.8	-26.9	44.65	54	-9.35	74	-29.35	-	-	0-360	200	V
7	* ** 9.05226	35.86	Pk	35.9	-26.1	45.66	54	-8.34	74	-28.34	-	-	0-360	200	V
8	* ** 9.40579	34.73	Pk	36.2	-25.6	45.33	54	-8.67	74	-28.67	-	-	0-360	200	V
2	6.29911	41.73	Pk	35.6	-28.8	48.53	-	-	-	-	68.2	-19.67	0-360	101	V
1	6.3001	45.22	Pk	35.6	-28.8	52.02	-	-	-	-	68.2	-16.18	0-360	101	H

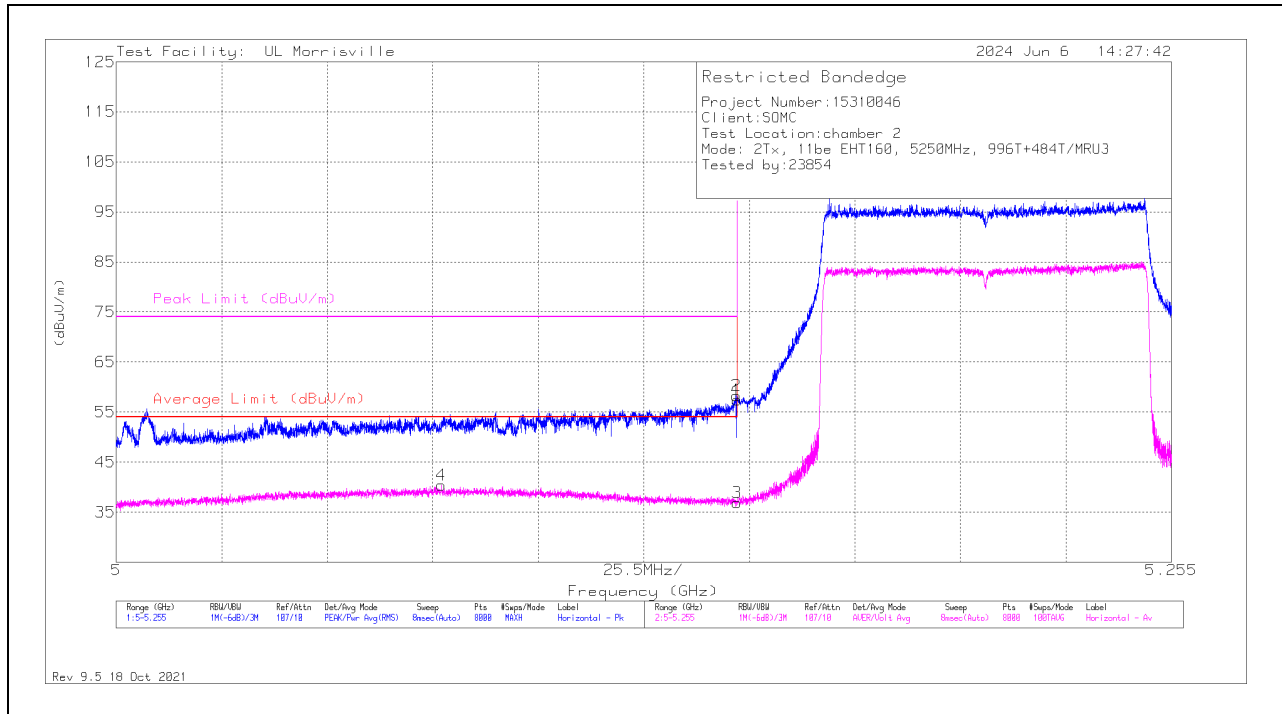
* - indicates frequency in CFR47 Pt 15 / IC RSS-Restricted Band

** - indicates frequency in Taiwan NCC LP0002 Restricted Band

Pk - Peak detector

2TX, 996T+484T (Non-Contiguous MRU3)
BANDEDGE (LOW SIDE)

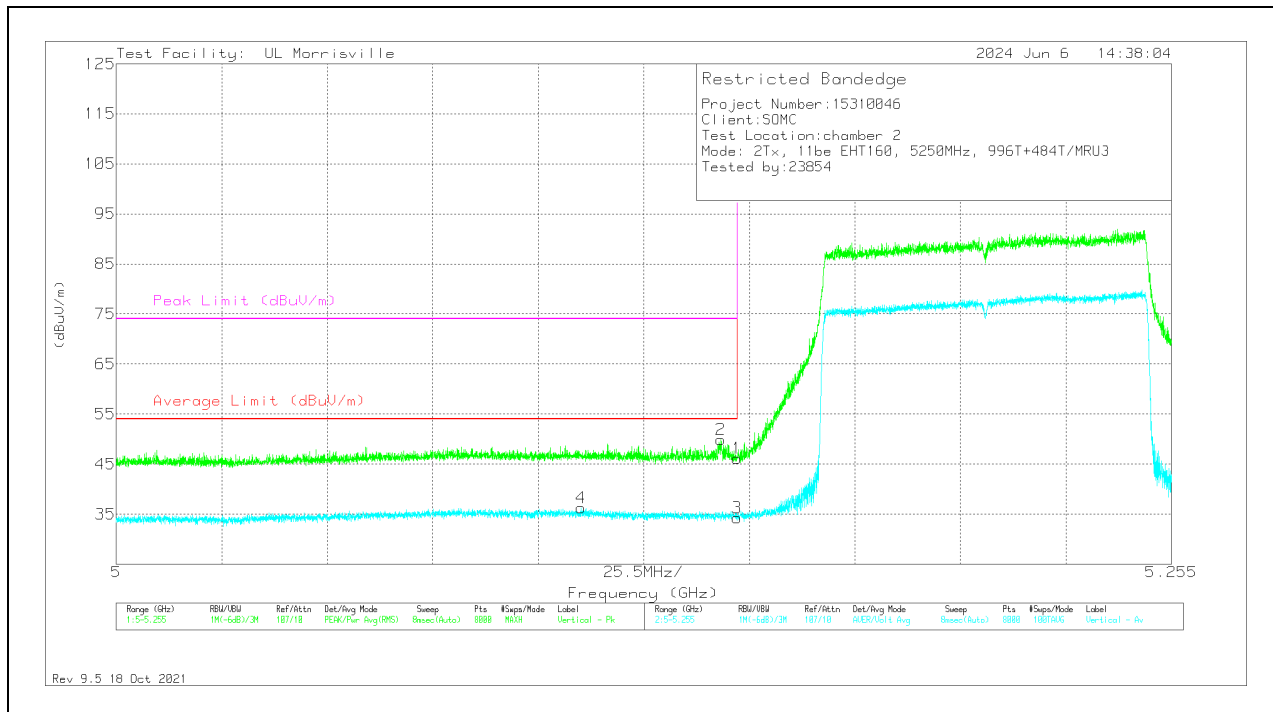
HORIZONTAL RESULT



Marker	Frequency (GHz)	Meter Reading (dBuV)	Det	86408 (dB/m)	Gain/Loss (dB)	DC Corr (dB)	Corrected Reading (dBuV/m)	Average Limit (dBuV/m)	Margin (dB)	Peak Limit (dBuV/m)	PK Margin (dB)	Azimuth (Degs)	Height (cm)	Polarity
1	** 5.14999	45.31	Pk	34.1	-22	0	57.41	-	-	74	-16.59	43	215	H
2	** 5.14993	46.19	Pk	34.1	-22	0	58.29	-	-	74	-15.71	43	215	H
3	** 5.14999	24.79	ADV	34.1	-22	0.2	37.09	54	-16.91	-	-	43	215	H
4	** 5.07858	28.38	ADV	34.1	-22.1	0.2	40.58	54	-13.42	-	-	43	215	H

* - indicates frequency in CFR47 Pt 15 / IC RSS-Restricted Band
 ** - indicates frequency in Taiwan NCC LP0002 Restricted Band
 Pk - Peak detector
 ADV - Linear Voltage Average

VERTICAL RESULT



Marker	Frequency (GHz)	Meter Reading (dBuV)	Det	86408 (dB/m)	Gain/Loss (dB)	DC Corr (dB)	Corrected Reading (dBuV/m)	Average Limit (dBuV/m)	Margin (dB)	Peak Limit (dBuV/m)	PK Margin (dB)	Azimuth (Degs)	Height (cm)	Polarity
1	*** 5.14999	34.02	Pk	34.1	-22	0	46.12	-	-	74	-27.88	233	213	V
2	*** 5.14613	37.94	Pk	34.1	-22.1	0	49.94	-	-	74	-24.06	233	213	V
3	*** 5.14999	22.18	ADV	34.1	-22	0.2	34.48	54	-19.52	-	-	233	213	V
4	*** 5.11228	24.21	ADV	34.1	-22.1	0.2	36.41	54	-17.59	-	-	233	213	V

* - indicates frequency in CFR47 Pt 15 / IC RSS-Restricted Band

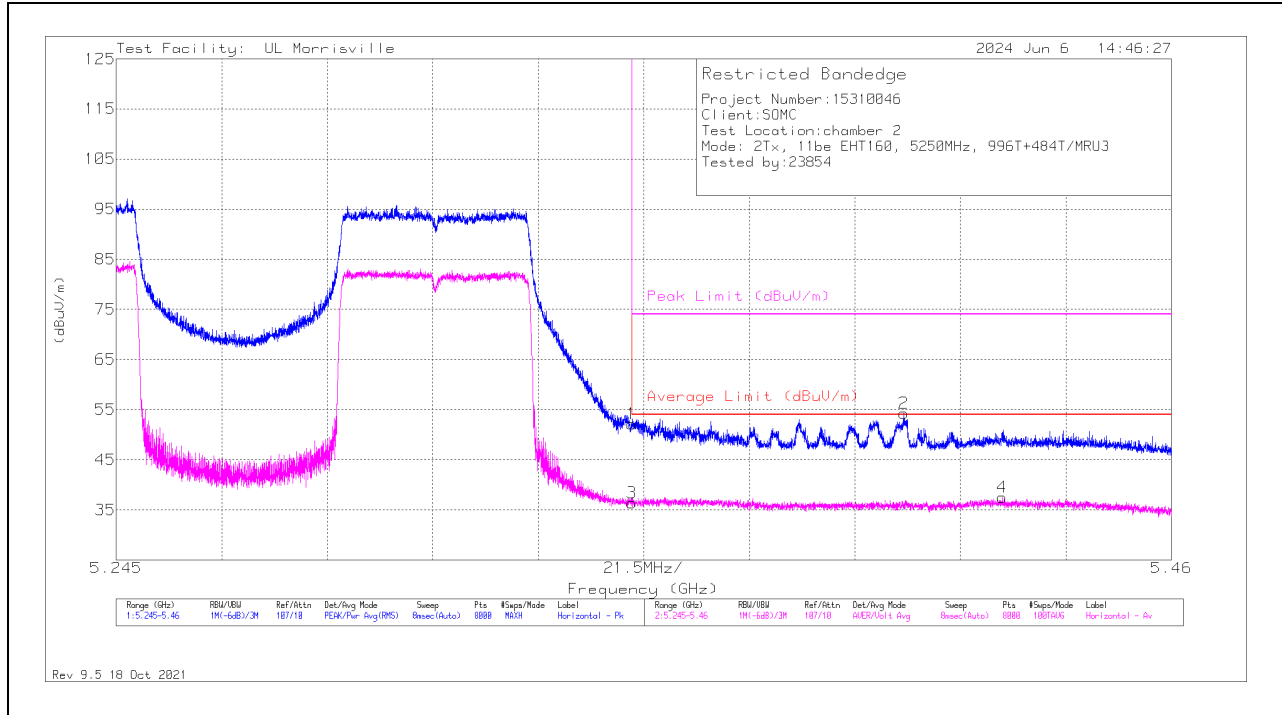
** - indicates frequency in Taiwan NCC LP0002 Restricted Band

Pk - Peak detector

ADV - Linear Voltage Average

BANDEDGE (HIGH SIDE)

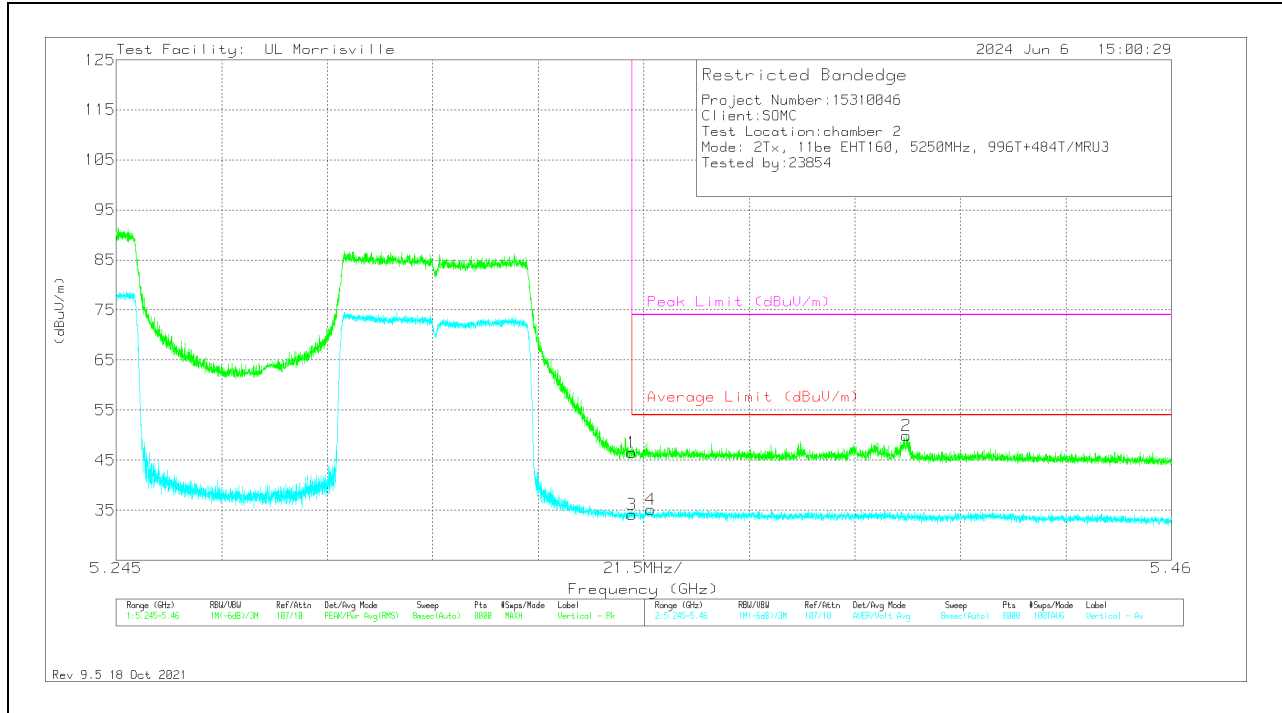
HORIZONTAL RESULT



Marker	Frequency (GHz)	Meter Reading (dBuV)	Det	86408 (dB/m)	Gain/Loss (dB)	DC Corr (dB)	Corrected Reading (dBuV/m)	Average Limit (dBuV/m)	Margin (dB)	Peak Limit (dBuV/m)	PK Margin (dB)	Azimuth (Degs)	Height (cm)	Polarity
1	** 5.35001	40.48	Pk	34.4	-22.7	0	52.18	-	-	74	-21.82	34	221	H
2	** 5.40543	42.99	Pk	34.4	-23.1	0	54.29	-	-	74	-19.71	34	221	H
3	** 5.35001	24.64	ADV	34.4	-22.7	0.2	36.54	54	-17.46	-	-	34	220	H
4	** 5.42557	25.99	ADV	34.5	-23	0.2	37.69	54	-16.31	-	-	34	220	H

* - indicates frequency in CFR47 Pt 15 / IC RSS-Restricted Band
 ** - indicates frequency in Taiwan NCC LP0002 Restricted Band
 Pk - Peak detector
 ADV - Linear Voltage Average

VERTICAL RESULT



Marker	Frequency (GHz)	Meter Reading (dBuV)	Det	86408 (dB/m)	Gain/Loss (dB)	DC Corr (dB)	Corrected Reading (dBuV/m)	Average Limit (dBuV/m)	Margin (dB)	Peak Limit (dBuV/m)	PK Margin (dB)	Azimuth (Degs)	Height (cm)	Polarity
1	*** 5.35001	34.85	Pk	34.4	-22.7	0	46.55	-	-	74	-27.45	191	356	V
2	*** 5.40597	38.65	Pk	34.4	-23.1	0	49.95	-	-	74	-24.05	191	356	V
3	*** 5.35001	22.41	ADV	34.4	-22.7	0.2	34.31	54	-19.69	-	-	191	356	V
4	*** 5.35394	23.45	ADV	34.4	-22.7	0.2	35.35	54	-18.65	-	-	191	356	V

* - indicates frequency in CFR47 Pt 15 / IC RSS-Restricted Band

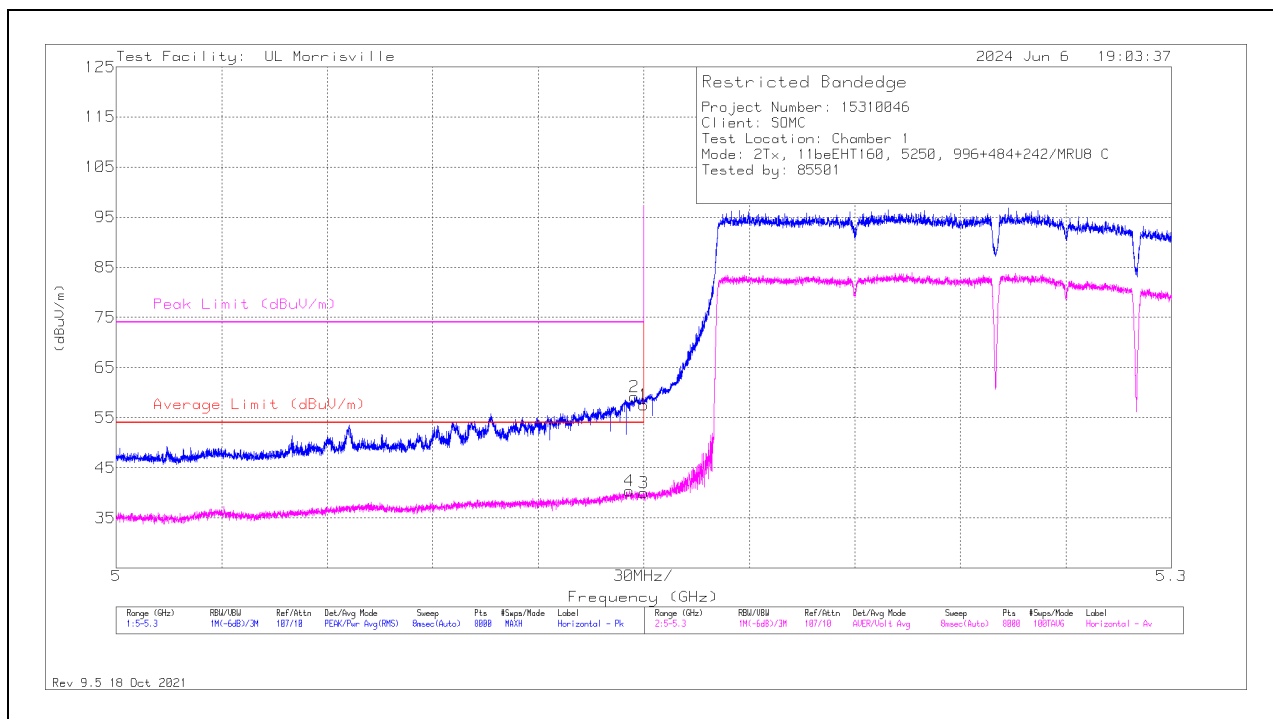
** - indicates frequency in Taiwan NCC LP0002 Restricted Band

Pk - Peak detector

ADV - Linear Voltage Average

2TX, 996T+484T+242T (Contiguous, MRU8)
BANEDGE (LOW SIDE)

HORIZONTAL RESULT



Marker	Frequency (GHz)	Meter Reading (dBuV)	Det	135143 (dB/m)	Gain/Loss (dB)	Corrected Reading (dBuV/m)	Average Limit (dBuV/m)	Margin (dB)	Peak Limit (dBuV/m)	PK Margin (dB)	Azimuth (Degs)	Height (cm)	Polarity
1	* ** 5.14998	45.76	Pk	34.3	-22.5	57.56	-	-	74	-16.44	259	185	H
2	* ** 5.14736	47.22	Pk	34.3	-22.4	59.12	-	-	74	-14.88	259	185	H
3	* ** 5.14998	28.22	ADV	34.3	-22.5	40.02	54	-13.98	-	-	259	185	H
4	* ** 5.14589	28.34	ADV	34.3	-22.3	40.34	54	-13.66	-	-	259	185	H

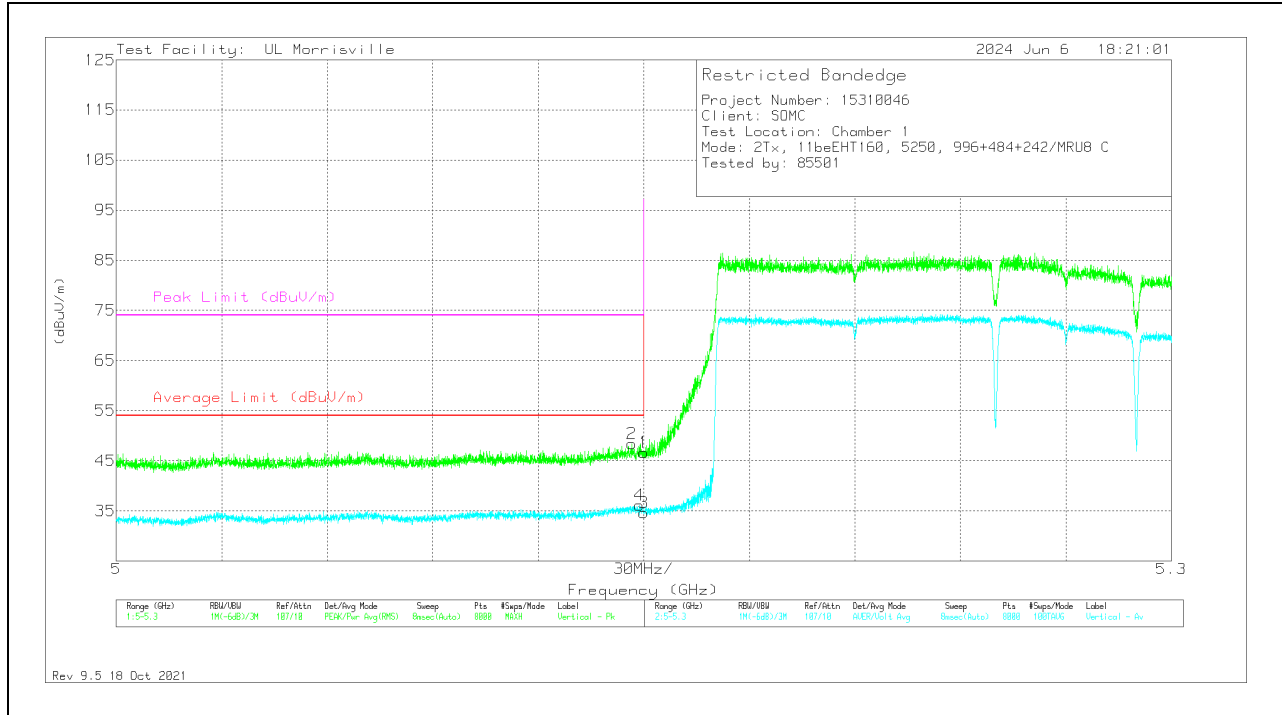
* - indicates frequency in CFR47 Pt 15 / IC RSS-Restricted Band

** - indicates frequency in Taiwan NCC LP0002 Restricted Band

Pk - Peak detector

ADV - Linear Voltage Average

VERTICAL RESULT



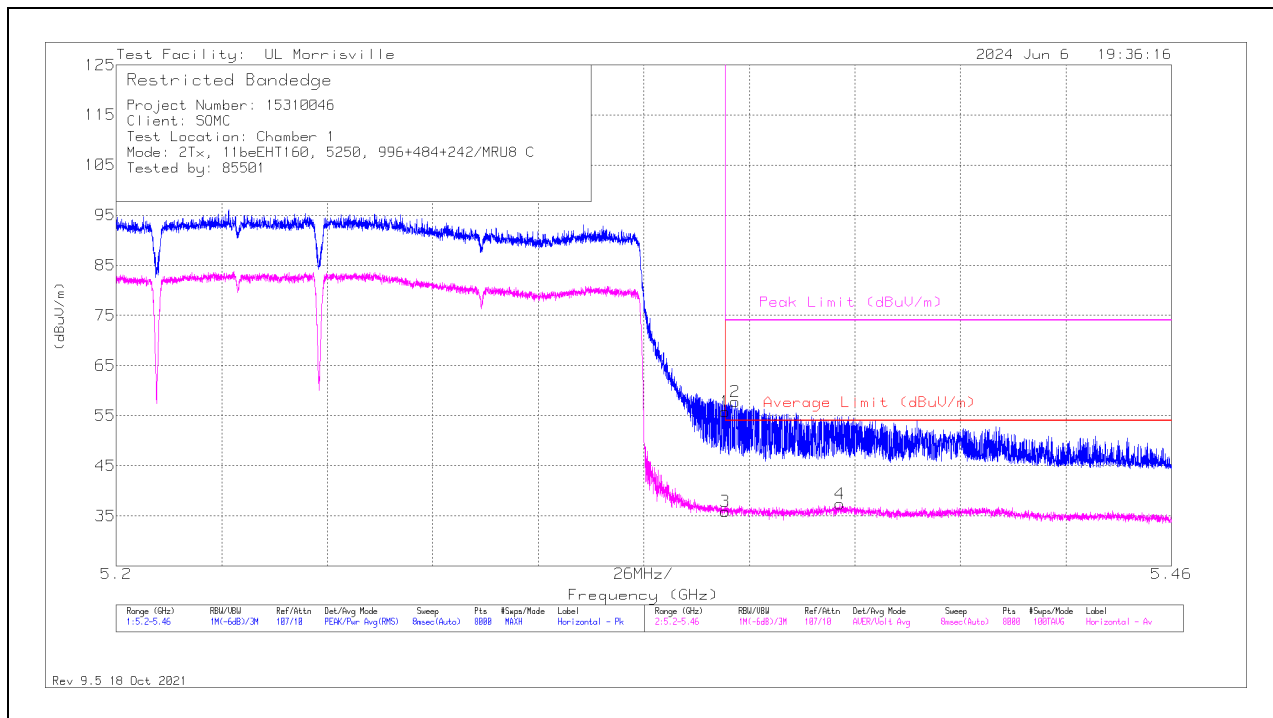
Marker	Frequency (GHz)	Meter Reading (dBuV)	Det	135143 (dB/m)	Gain/Loss (dB)	Corrected Reading (dBuV/m)	Average Limit (dBuV/m)	Margin (dB)	Peak Limit (dBuV/m)	PK Margin (dB)	Azimuth (Degs)	Height (cm)	Polarity
1	*** 5.14998	34.88	Pk	34.3	-22.5	46.68	-	-	74	-27.32	148	184	V
2	*** 5.14657	36.38	Pk	34.3	-22.3	48.38	-	-	74	-25.62	148	184	V
3	*** 5.14998	22.8	ADV	34.3	-22.5	34.6	54	-19.4	-	-	148	184	V
4	*** 5.14874	24.22	ADV	34.3	-22.4	36.12	54	-17.88	-	-	148	184	V

* - indicates frequency in CFR47 Pt 15 / IC RSS-Restricted Band
 ** - indicates frequency in Taiwan NCC LP0002 Restricted Band
 Pk - Peak detector
 ADV - Linear Voltage Average

**2TX, 996T+484T+242T (Contiguous, MRU1)
 BANEDGE (HIGH SIDE)**

Note – This plot should be labeled 11beEHT160, 5250MHz, 996+484+242/MRU1 C

HORIZONTAL RESULT



Marker	Frequency (GHz)	Meter Reading (dBuV)	Det	135143 (dB/m)	Gain/Loss (dB)	Corrected Reading (dBuV/m)	Average Limit (dBuV/m)	Margin (dB)	Peak Limit (dBuV/m)	PK Margin (dB)	Azimuth (Degs)	Height (cm)	Polarity
1	* ** 5.35001	44.6	Pk	34.3	-23.1	55.8	-	-	74	-18.2	270	213	H
2	* ** 5.35251	46.54	Pk	34.3	-23.1	57.74	-	-	74	-16.26	270	213	H
3	* ** 5.35001	24.7	ADV	34.3	-23.1	35.9	54	-18.1	-	-	270	213	V
4	* ** 5.37828	25.74	ADV	34.3	-22.7	37.34	54	-16.66	-	-	270	213	V

* - indicates frequency in CFR47 Pt 15 / IC RSS-Restricted Band

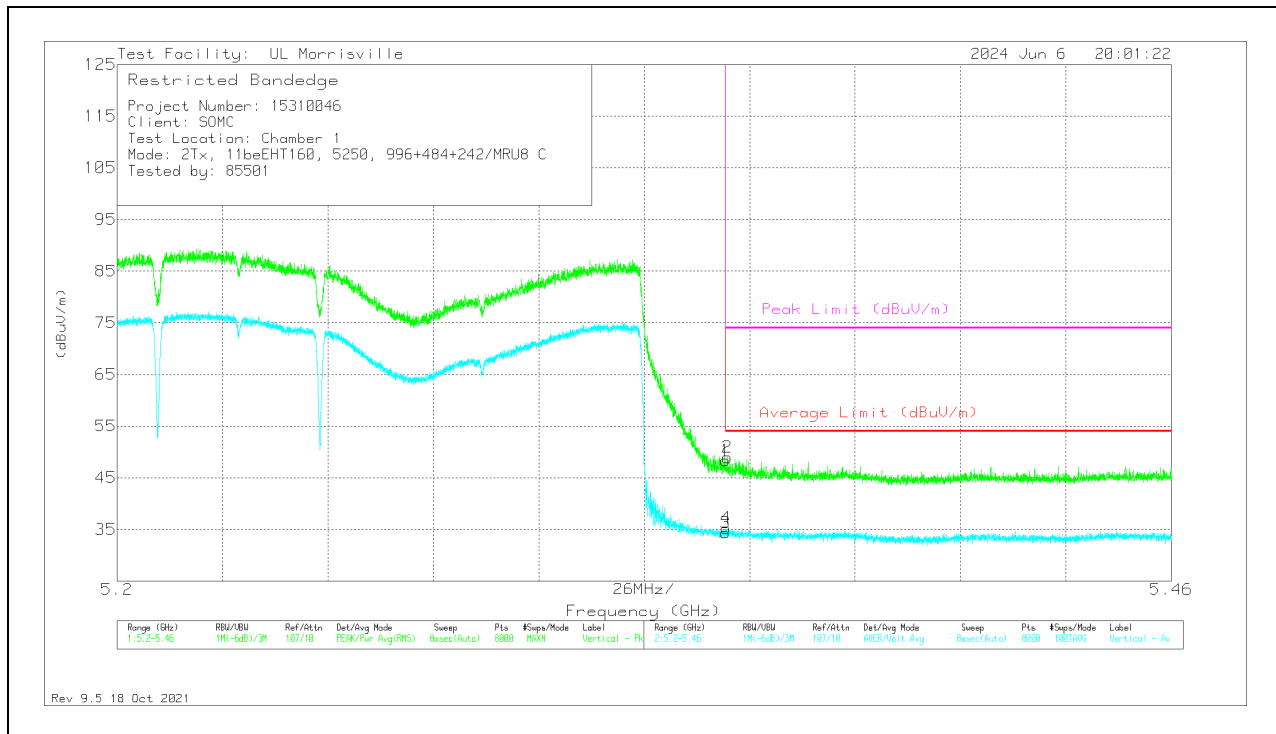
** - indicates frequency in Taiwan NCC LP0002 Restricted Band

Pk - Peak detector

ADV - Linear Voltage Average

VERTICAL RESULT

Note – This plot should be labeled 11beEHT160, 5250MHz, 996+484+242/MRU1 C



Marker	Frequency (GHz)	Meter Reading (dBuV)	Det	135143 (dB/m)	Gain/Loss (dB)	Corrected Reading (dBuV/m)	Average Limit (dBuV/m)	Margin (dB)	Peak Limit (dBuV/m)	PK Margin (dB)	Azimuth (Degs)	Height (cm)	Polarity
1	*** 5.35001	37.14	Pk	34.3	-23.1	48.34	-	-	74	-25.66	94	381	V
2	*** 5.35046	37.74	Pk	34.3	-23.1	48.94	-	-	74	-25.06	94	381	V
3	*** 5.35001	23.14	ADV	34.3	-23.1	34.34	54	-19.66	-	-	94	381	V
4	*** 5.3502	24.02	ADV	34.3	-23.1	35.22	54	-18.78	-	-	94	381	V

* - indicates frequency in CFR47 Pt 15 / IC RSS-Restricted Band

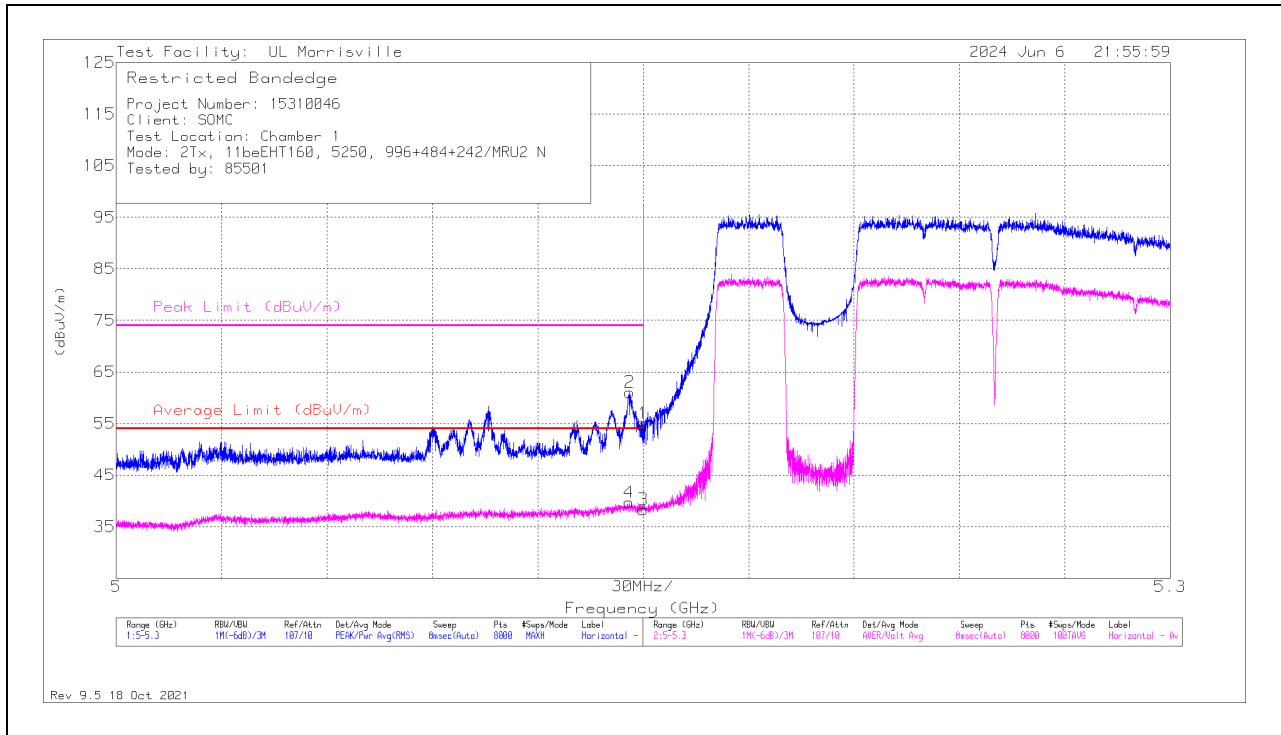
** - indicates frequency in Taiwan NCC LP0002 Restricted Band

Pk - Peak detector

ADV - Linear Voltage Average

**2TX, 242T+484T+996T (Non-Contiguous, MRU2)
 BANEDGE (LOW SIDE)**

HORIZONTAL RESULT



Marker	Frequency (GHz)	Meter Reading (dBuV)	Det	135143 (dB/m)	Gain/Loss (dB)	Corrected Reading (dBuV/m)	Average Limit (dBuV/m)	Margin (dB)	Peak Limit (dBuV/m)	PK Margin (dB)	Azimuth (Degs)	Height (cm)	Polarity
1	* ** 5.14998	43.22	Pk	34.3	-22.5	55.02	-	-	74	-18.98	265	141	H
2	* ** 5.14612	49.05	Pk	34.3	-22.3	61.05	-	-	74	-12.95	265	141	H
3	* ** 5.14998	26.48	ADV	34.3	-22.5	38.28	54	-15.72	-	-	265	141	H
4	* ** 5.14589	27.69	ADV	34.3	-22.3	39.69	54	-14.31	-	-	265	141	H

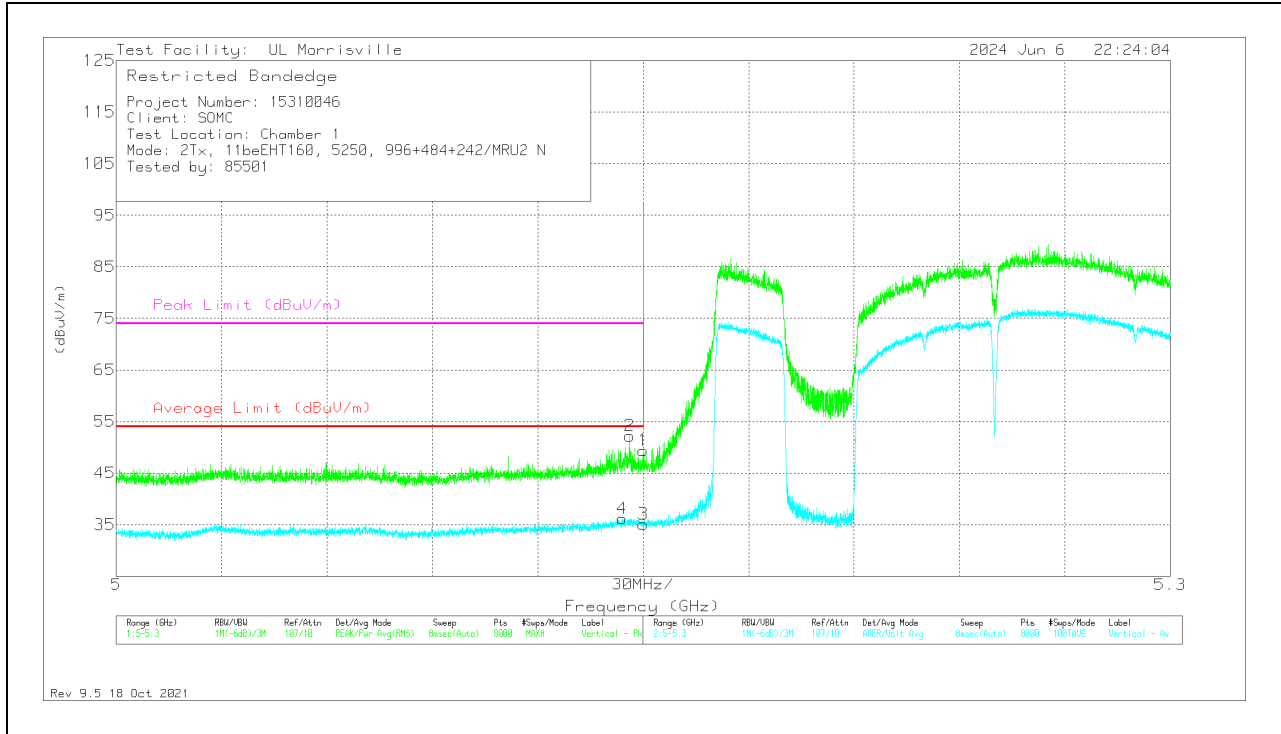
* - indicates frequency in CFR47 Pt 15 / IC RSS-Restricted Band

** - indicates frequency in Taiwan NCC LP0002 Restricted Band

Pk - Peak detector

ADV - Linear Voltage Average

VERTICAL RESULT



Marker	Frequency (GHz)	Meter Reading (dBuV)	Det	135143 (dB/m)	Gain/Loss (dB)	Corrected Reading (dBuV/m)	Average Limit (dBuV/m)	Margin (dB)	Peak Limit (dBuV/m)	PK Margin (dB)	Azimuth (Degs)	Height (cm)	Polarity
1	*** 5.14998	37.57	Pk	34.3	-22.5	49.37	-	-	74	-24.63	85	370	V
2	*** 5.14612	40.23	Pk	34.3	-22.3	52.23	-	-	74	-21.77	85	370	V
3	*** 5.14998	23.33	ADV	34.3	-22.5	35.13	54	-18.87	-	-	85	370	V
4	*** 5.14394	24.27	ADV	34.3	-22.4	36.17	54	-17.83	-	-	85	370	V

* - indicates frequency in CFR47 Pt 15 / IC RSS-Restricted Band

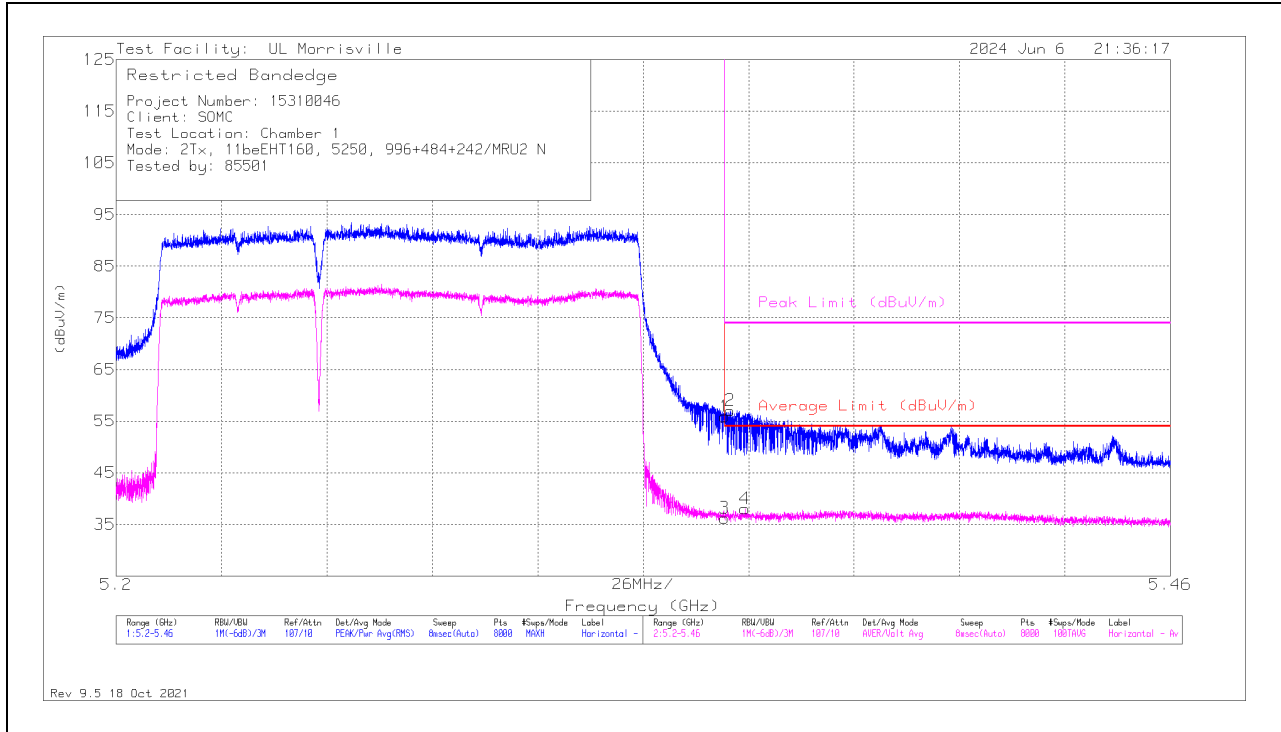
** - indicates frequency in Taiwan NCC LP0002 Restricted Band

Pk - Peak detector

ADV - Linear Voltage Average

BANDEDGE (HIGH SIDE)

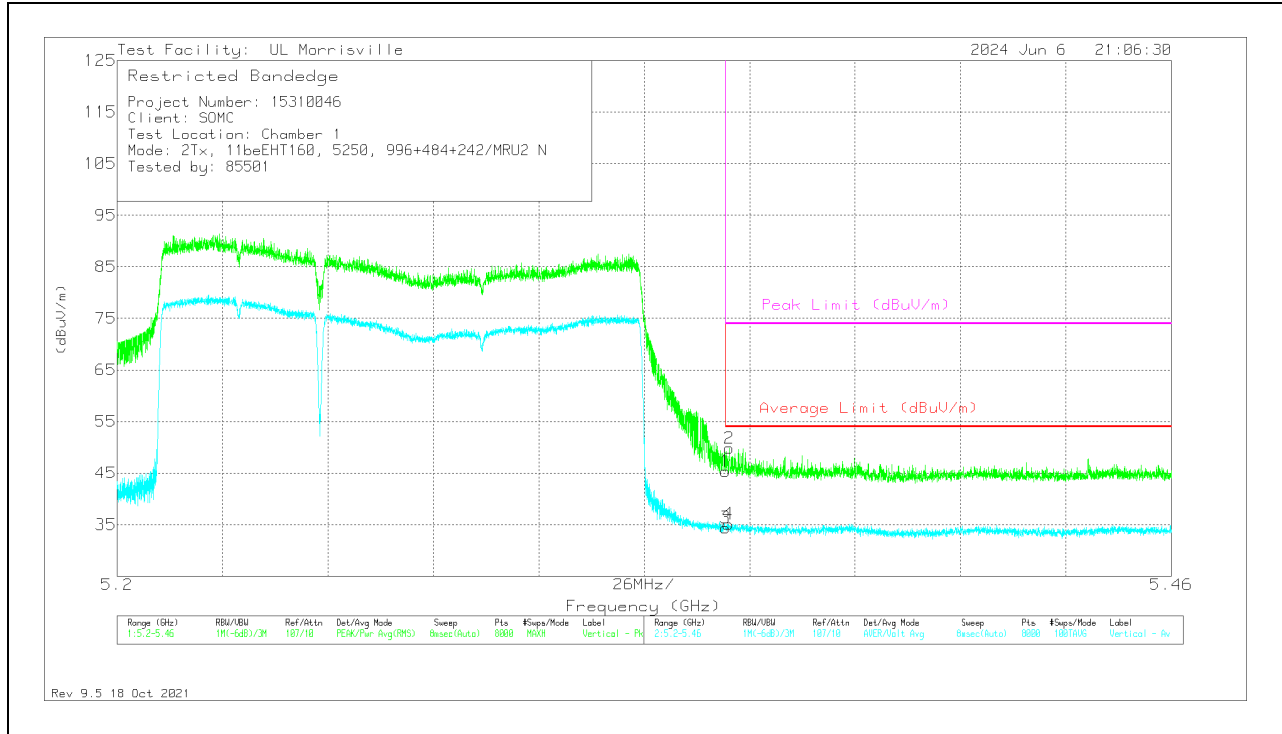
HORIZONTAL RESULT



Marker	Frequency (GHz)	Meter Reading (dBuV)	Det	135143 (dB/m)	Gain/Loss (dB)	Corrected Reading (dBuV/m)	Average Limit (dBuV/m)	Margin (dB)	Peak Limit (dBuV/m)	PK Margin (dB)	Azimuth (Degs)	Height (cm)	Polarity
1	*** 5.35001	44.67	Pk	34.3	-23.1	55.87	-	-	74	-18.13	354	227	H
2	** 5.35137	45.83	Pk	34.3	-23.1	57.03	-	-	74	-16.97	354	227	H
3	*** 5.35001	25.02	ADV	34.3	-23.1	36.22	54	-17.78	-	-	354	227	H
4	*** 5.35508	26.84	ADV	34.3	-23.1	38.04	54	-15.96	-	-	354	227	H

* - indicates frequency in CFR47 Pt 15 / IC RSS-Restricted Band
 ** - indicates frequency in Taiwan NCC LP0002 Restricted Band
 Pk - Peak detector
 ADV - Linear Voltage Average

VERTICAL RESULT



Marker	Frequency (GHz)	Meter Reading (dBuV)	Det	135143 (dB/m)	Gain/Loss (dB)	Corrected Reading (dBuV/m)	Average Limit (dBuV/m)	Margin (dB)	Peak Limit (dBuV/m)	PK Margin (dB)	Azimuth (Degs)	Height (cm)	Polarity
1	*** 5.35001	34.14	Pk	34.3	-23.1	45.34	-	-	74	-28.66	13	381	V
2	*** 5.35101	38.63	Pk	34.3	-23.1	49.83	-	-	74	-24.17	13	381	V
3	*** 5.35001	23.18	ADV	34.3	-23.1	34.38	54	-19.62	-	-	13	381	V
4	*** 5.35072	23.93	ADV	34.3	-23.1	35.13	54	-18.87	-	-	13	381	V

* - indicates frequency in CFR47 Pt 15 / IC RSS-Restricted Band

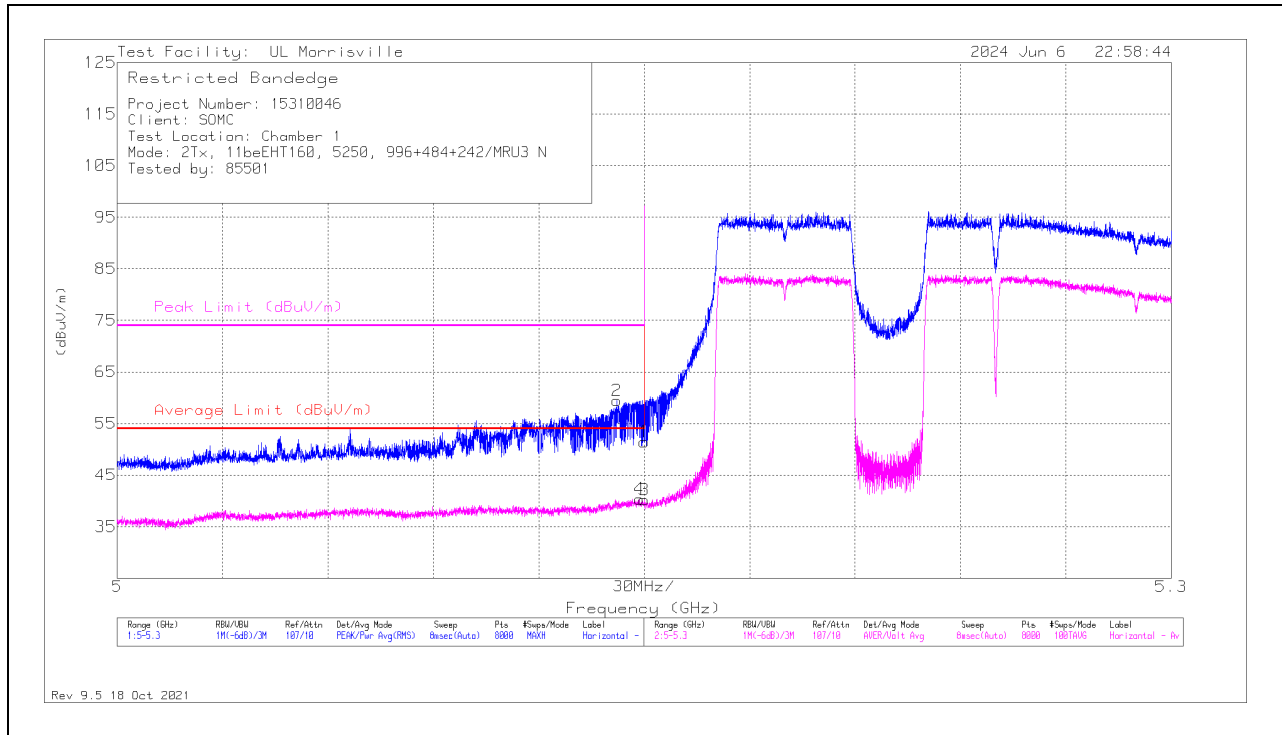
** - indicates frequency in Taiwan NCC LP0002 Restricted Band

Pk - Peak detector

ADV - Linear Voltage Average

**2TX, 484T+242T+996T (Non-Contiguous, MRU3)
 BANEDGE (LOW SIDE)**

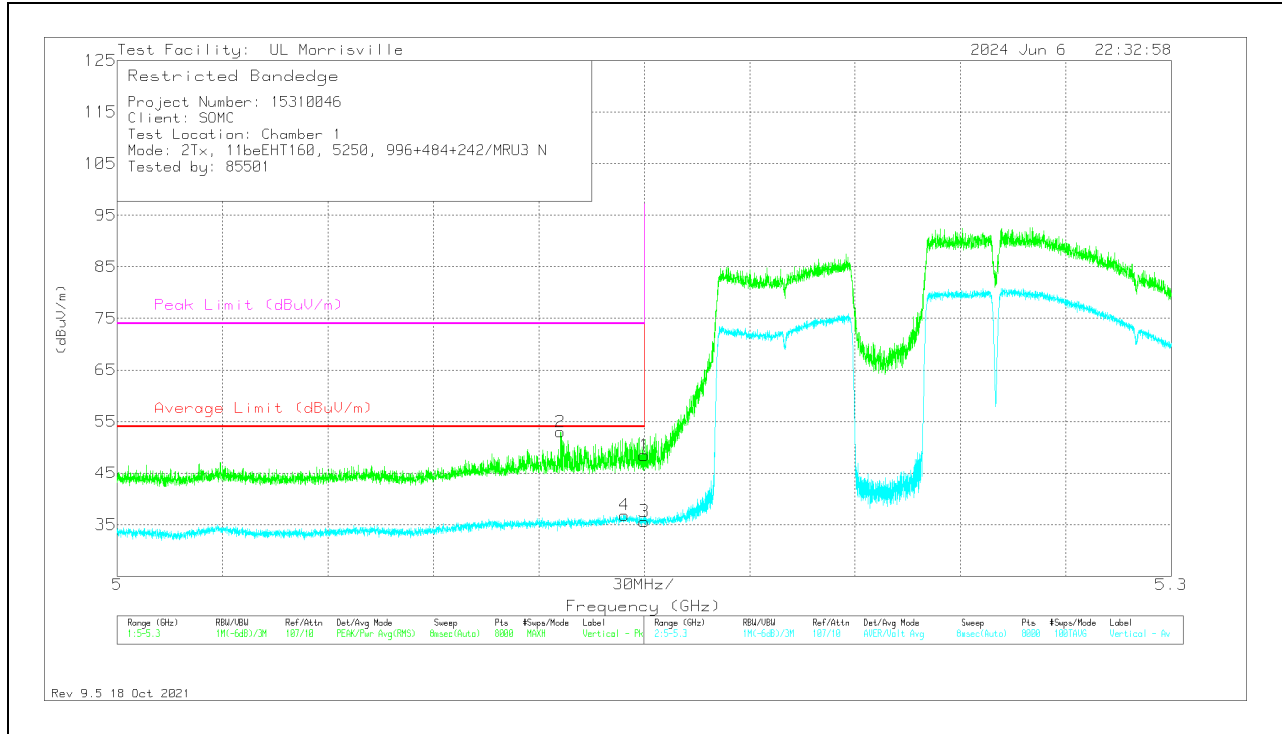
HORIZONTAL RESULT



Marker	Frequency (GHz)	Meter Reading (dBuV)	Det	135143 (dB/m)	Gain/Loss (dB)	Corrected Reading (dBuV/m)	Average Limit (dBuV/m)	Margin (dB)	Peak Limit (dBuV/m)	PK Margin (dB)	Azimuth (Degs)	Height (cm)	Polarity
1	* ** 5.14998	39.65	Pk	34.3	-22.5	51.45	-	-	74	-22.55	273	199	H
2	* ** 5.14218	47.64	Pk	34.3	-22.5	59.44	-	-	74	-14.56	273	199	H
3	* ** 5.14998	28.4	ADV	34.3	-22.5	40.2	54	-13.8	-	-	273	199	H
4	* ** 5.14859	28.46	ADV	34.3	-22.4	40.36	54	-13.64	-	-	273	199	H

* - indicates frequency in CFR47 Pt 15 / IC RSS-Restricted Band
 ** - indicates frequency in Taiwan NCC LP0002 Restricted Band
 Pk - Peak detector
 ADV - Linear Voltage Average

VERTICAL RESULT



Marker	Frequency (GHz)	Meter Reading (dBuV)	Det	135143 (dB/m)	Gain/Loss (dB)	Corrected Reading (dBuV/m)	Average Limit (dBuV/m)	Margin (dB)	Peak Limit (dBuV/m)	PK Margin (dB)	Azimuth (Degs)	Height (cm)	Polarity
1	*** 5.14998	36.64	Pk	34.3	-22.5	48.44	-	-	74	-25.56	14	397	V
2	*** 5.12617	41.57	Pk	34.3	-22.9	52.97	-	-	74	-21.03	14	397	V
3	*** 5.14998	23.8	ADV	34.3	-22.5	35.6	54	-18.4	-	-	14	397	V
4	*** 5.14432	24.95	ADV	34.3	-22.4	36.85	54	-17.15	-	-	14	397	V

* - indicates frequency in CFR47 Pt 15 / IC RSS-Restricted Band

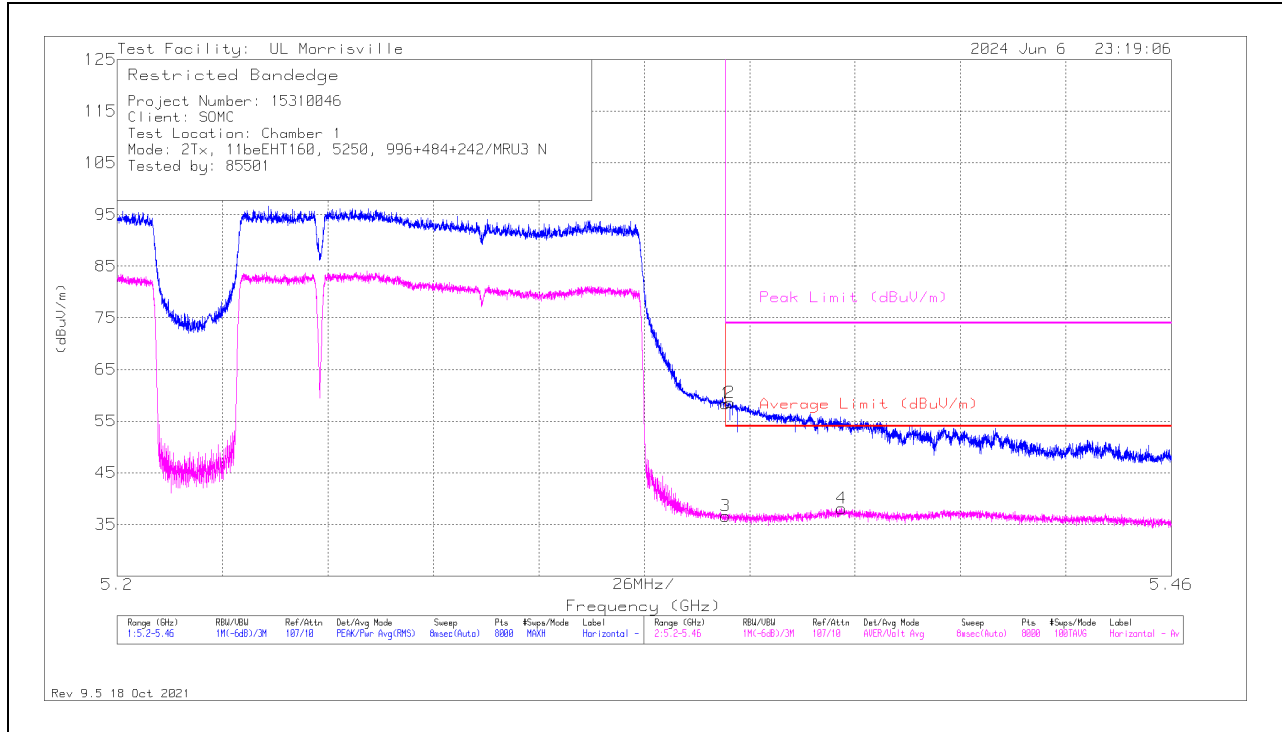
** - indicates frequency in Taiwan NCC LP0002 Restricted Band

Pk - Peak detector

ADV - Linear Voltage Average

BANDEDGE (HIGH SIDE)

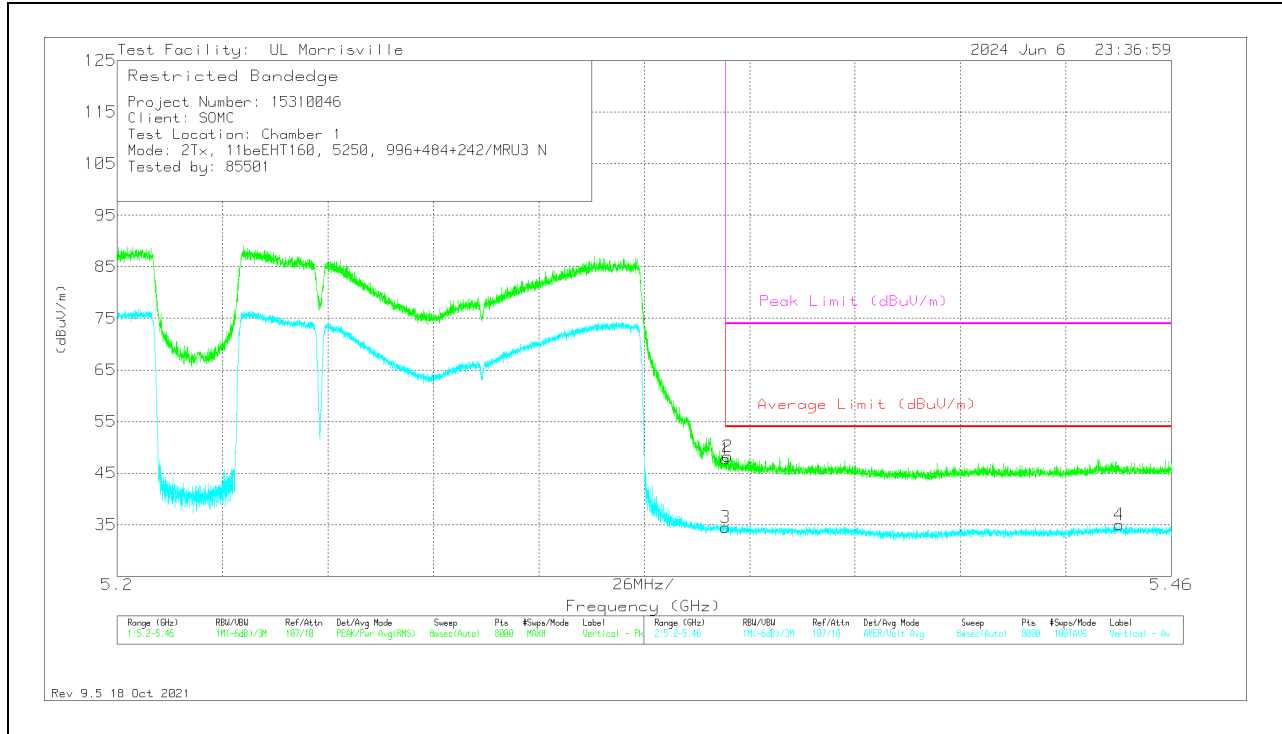
HORIZONTAL RESULT



Marker	Frequency (GHz)	Meter Reading (dBuV)	Det	135143 (dB/m)	Gain/Loss (dB)	Corrected Reading (dBuV/m)	Average Limit (dBuV/m)	Margin (dB)	Peak Limit (dBuV/m)	PK Margin (dB)	Azimuth (Degs)	Height (cm)	Polarity
1	*** 5.35001	47.13	Pk	34.3	-23.1	58.33	-	-	74	-15.67	266	212	H
2	** 5.35114	47.4	Pk	34.3	-23.1	58.6	-	-	74	-15.4	266	212	H
3	*** 5.35001	25.42	ADV	34.3	-23.1	36.62	54	-17.38	-	-	266	212	H
4	*** 5.37867	26.39	ADV	34.3	-22.6	38.09	54	-15.91	-	-	266	212	H

* - indicates frequency in CFR47 Pt 15 / IC RSS-Restricted Band
 ** - indicates frequency in Taiwan NCC LP0002 Restricted Band
 Pk - Peak detector
 ADV - Linear Voltage Average

VERTICAL RESULT



Marker	Frequency (GHz)	Meter Reading (dBuV)	Det	135143 (dB/m)	Gain/Loss (dB)	Corrected Reading (dBuV/m)	Average Limit (dBuV/m)	Margin (dB)	Peak Limit (dBuV/m)	PK Margin (dB)	Azimuth (Degs)	Height (cm)	Polarity
1	*** 5.35001	36.53	Pk	34.3	-23.1	47.73	-	-	74	-26.27	93	381	V
2	*** 5.35059	37.02	Pk	34.3	-23.1	48.22	-	-	74	-25.78	93	381	V
3	*** 5.35001	23.3	ADV	34.3	-23.1	34.5	54	-19.5	-	-	93	381	V
4	*** 5.4471	23.19	ADV	34.3	-22.5	34.99	54	-19.01	-	-	93	381	V

* - indicates frequency in CFR47 Pt 15 / IC RSS-Restricted Band

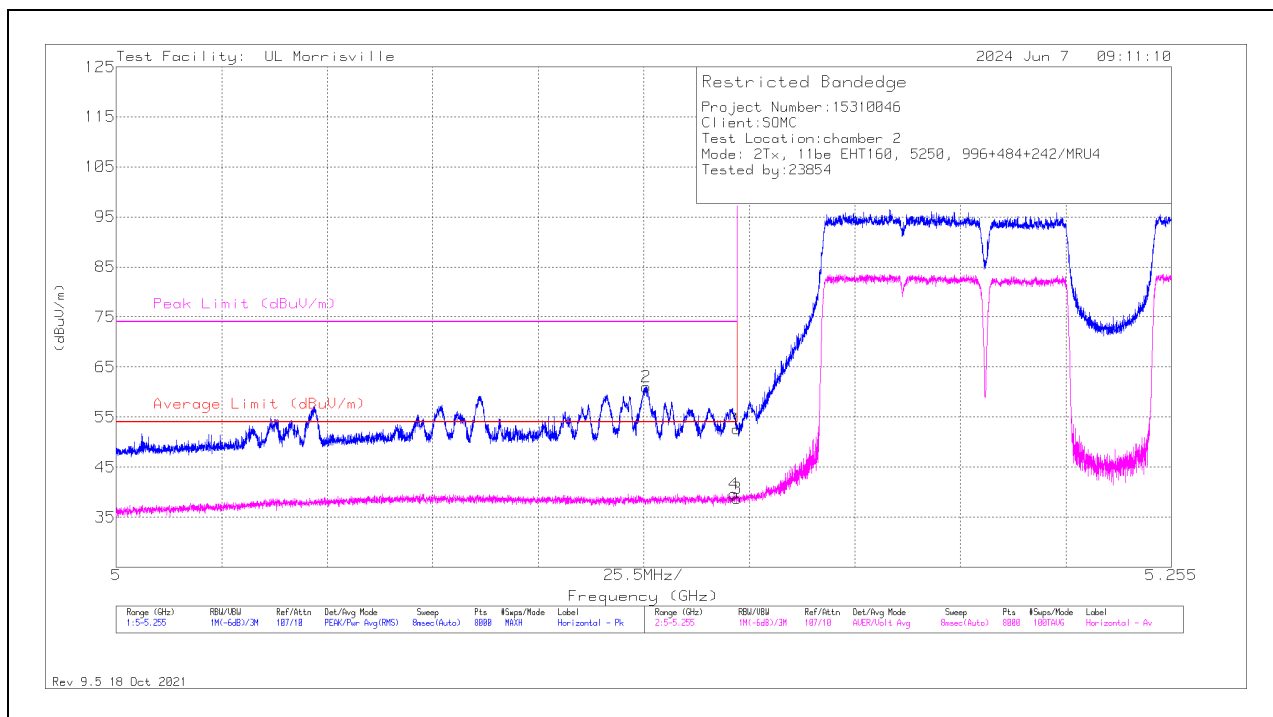
** - indicates frequency in Taiwan NCC LP0002 Restricted Band

Pk - Peak detector

ADV - Linear Voltage Average

**2TX, 484T+242T+996T (Non-Contiguous, MRU4)
 BANDEDGE (LOW SIDE)**

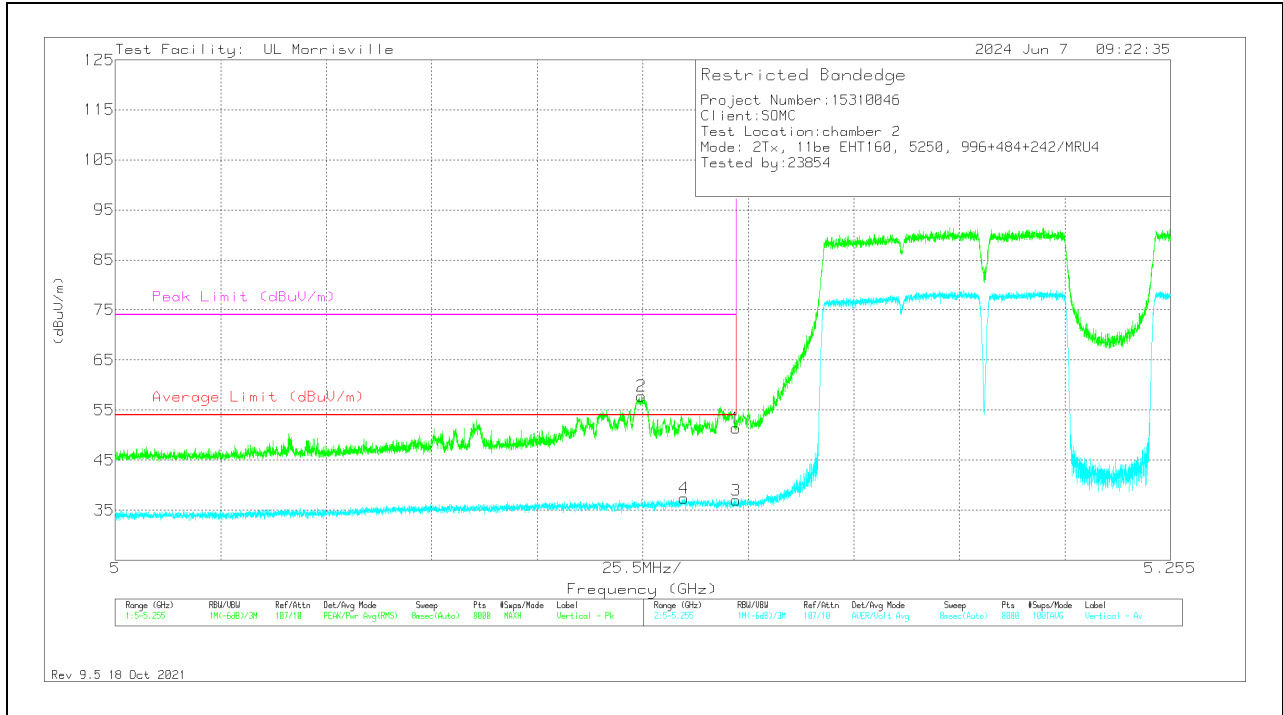
HORIZONTAL RESULT



Marker	Frequency (GHz)	Meter Reading (dBuV)	Det	86408 (dB/m)	Gain/Loss (dB)	Corrected Reading (dBuV/m)	Average Limit (dBuV/m)	Margin (dB)	Peak Limit (dBuV/m)	PK Margin (dB)	Azimuth (Degs)	Height (cm)	Polarity
1	*** 5.14999	40.49	Pk	34.1	-22	52.59	-	-	74	-21.41	37	218	H
2	*** 5.12812	49.19	Pk	34.1	-22.2	61.09	-	-	74	-12.91	37	218	H
3	*** 5.14999	26.63	ADV	34.1	-22	38.73	54	-15.27	-	-	37	218	H
4	*** 5.14929	27.56	ADV	34.1	-22	39.66	54	-14.34	-	-	37	218	H

* - indicates frequency in CFR47 Pt 15 / IC RSS-Restricted Band
 ** - indicates frequency in Taiwan NCC LP0002 Restricted Band
 Pk - Peak detector
 ADV - Linear Voltage Average

VERTICAL RESULT



Marker	Frequency (GHz)	Meter Reading (dBuV)	Det	86408 (dB/m)	Gain/Loss (dB)	Corrected Reading (dBuV/m)	Average Limit (dBuV/m)	Margin (dB)	Peak Limit (dBuV/m)	PK Margin (dB)	Azimuth (Degs)	Height (cm)	Polarity
1	*** 5.14999	39.33	Pk	34.1	-22	51.43	-	-	74	-22.57	221	196	V
2	*** 5.12717	45.85	Pk	34.1	-22.2	57.75	-	-	74	-16.25	221	196	V
3	*** 5.14999	24.85	ADV	34.1	-22	36.95	54	-17.05	-	-	221	196	V
4	*** 5.13743	25.35	ADV	34.1	-22.1	37.35	54	-16.65	-	-	221	196	V

* - indicates frequency in CFR47 Pt 15 / IC RSS-Restricted Band

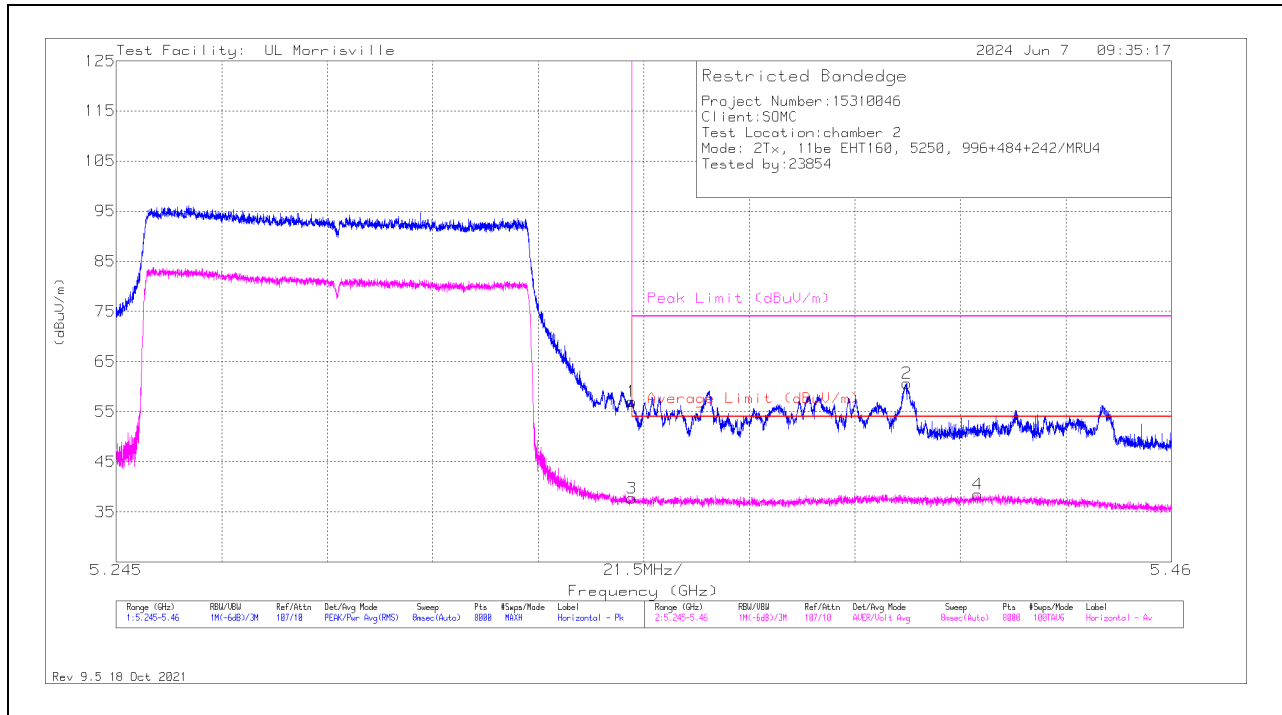
** - indicates frequency in Taiwan NCC LP0002 Restricted Band

Pk - Peak detector

ADV - Linear Voltage Average

BANDEDGE (HIGH SIDE)

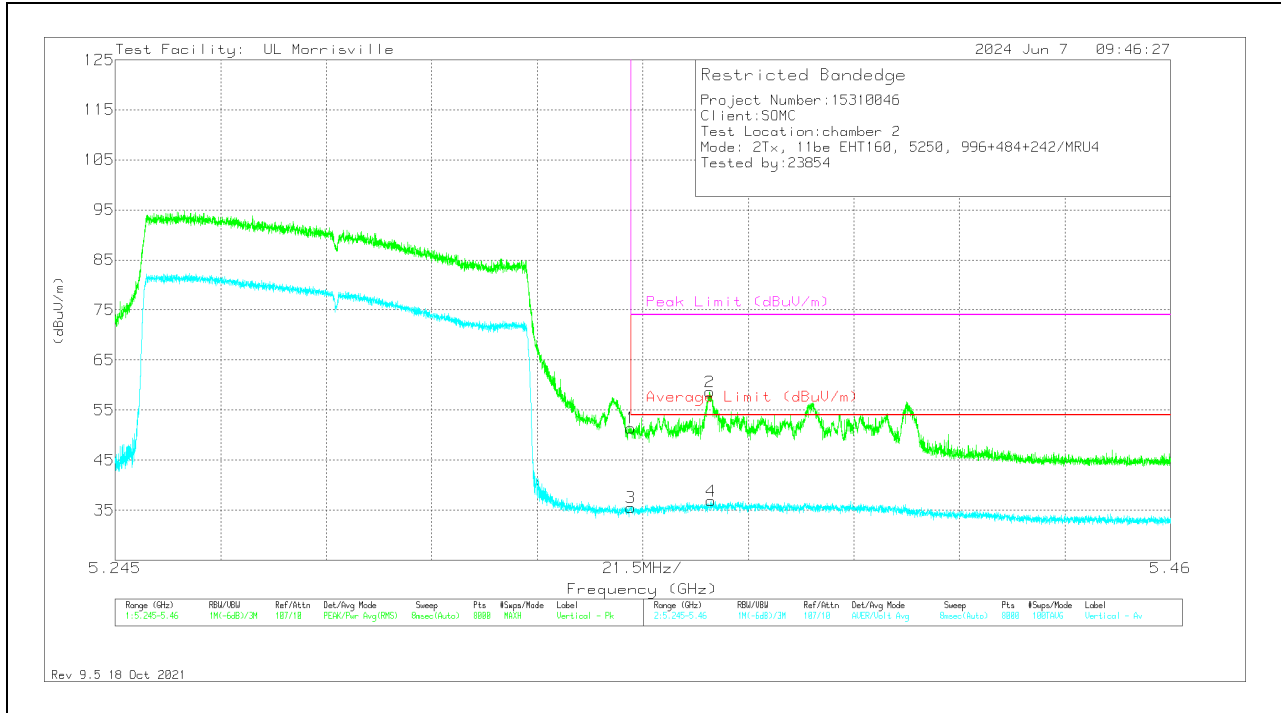
HORIZONTAL RESULT



Marker	Frequency (GHz)	Meter Reading (dBuV)	Det	86408 (dB/m)	Gain/Loss (dB)	Corrected Reading (dBuV/m)	Average Limit (dBuV/m)	Margin (dB)	Peak Limit (dBuV/m)	PK Margin (dB)	Azimuth (Degs)	Height (cm)	Polarity
1	* ** 5.14999	42.15	Pk	34.1	-22	54.25	-	-	74	-19.75	42	125	H
2	* ** 5.14919	43.16	Pk	34.1	-22	55.26	-	-	74	-18.74	42	125	H
3	* ** 5.14999	23.84	ADV	34.1	-22	35.94	54	-18.06	-	-	42	125	H
4	* ** 5.14725	25.22	ADV	34.1	-22.1	37.22	54	-16.78	-	-	42	125	H

* - indicates frequency in CFR47 Pt 15 / IC RSS-Restricted Band
 ** - indicates frequency in Taiwan NCC LP0002 Restricted Band
 Pk - Peak detector
 ADV - Linear Voltage Average

VERTICAL RESULT



Marker	Frequency (GHz)	Meter Reading (dBuV)	Det	86408 (dB/m)	Gain/Loss (dB)	Corrected Reading (dBuV/m)	Average Limit (dBuV/m)	Margin (dB)	Peak Limit (dBuV/m)	PK Margin (dB)	Azimuth (Degs)	Height (cm)	Polarity
1	*** 5.35001	39.67	Pk	34.4	-22.7	51.37	-	-	74	-22.63	124	388	V
2	*** 5.36609	47.01	Pk	34.4	-22.8	58.61	-	-	74	-15.39	124	388	V
3	*** 5.35001	23.77	ADV	34.4	-22.7	35.47	54	-18.53	-	-	124	388	V
4	*** 5.36635	25.22	ADV	34.4	-22.8	36.82	54	-17.18	-	-	124	388	V

* - indicates frequency in CFR47 Pt 15 / IC RSS-Restricted Band

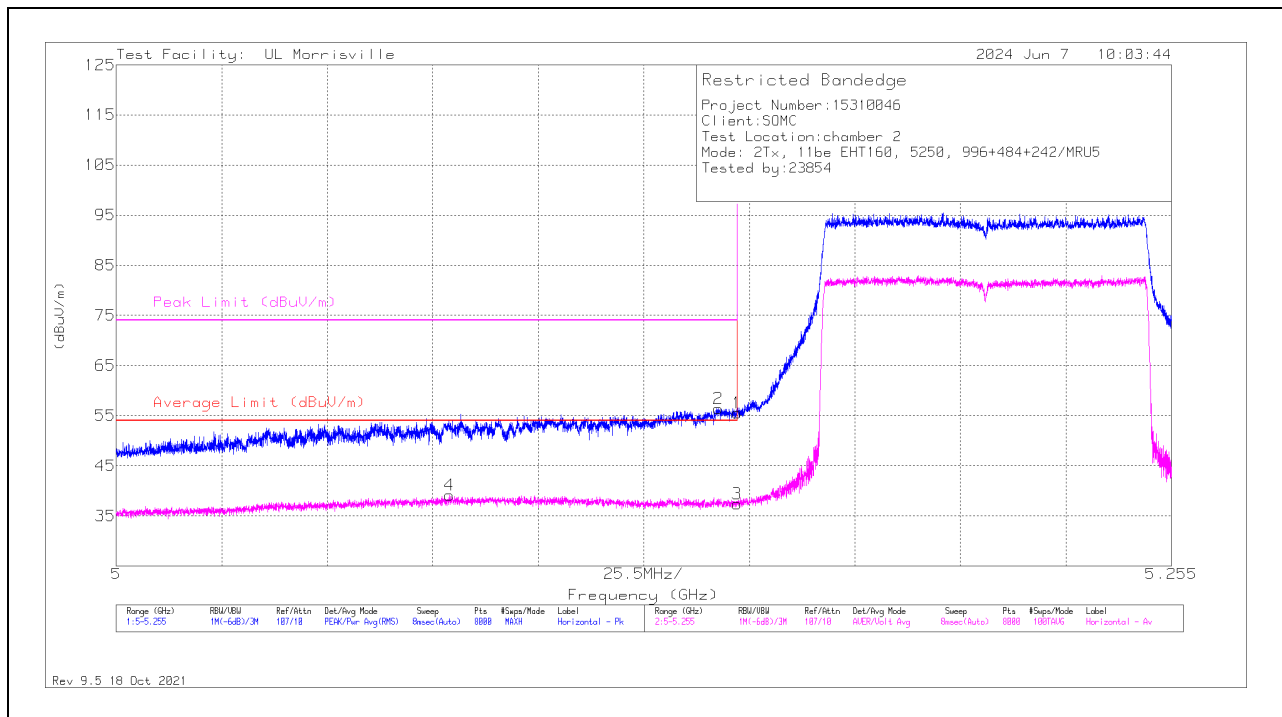
** - indicates frequency in Taiwan NCC LP0002 Restricted Band

Pk - Peak detector

ADV - Linear Voltage Average

**2TX, 996T+242T+484T (Non-Contiguous, MRU5)
 BANDEDGE (LOW SIDE)**

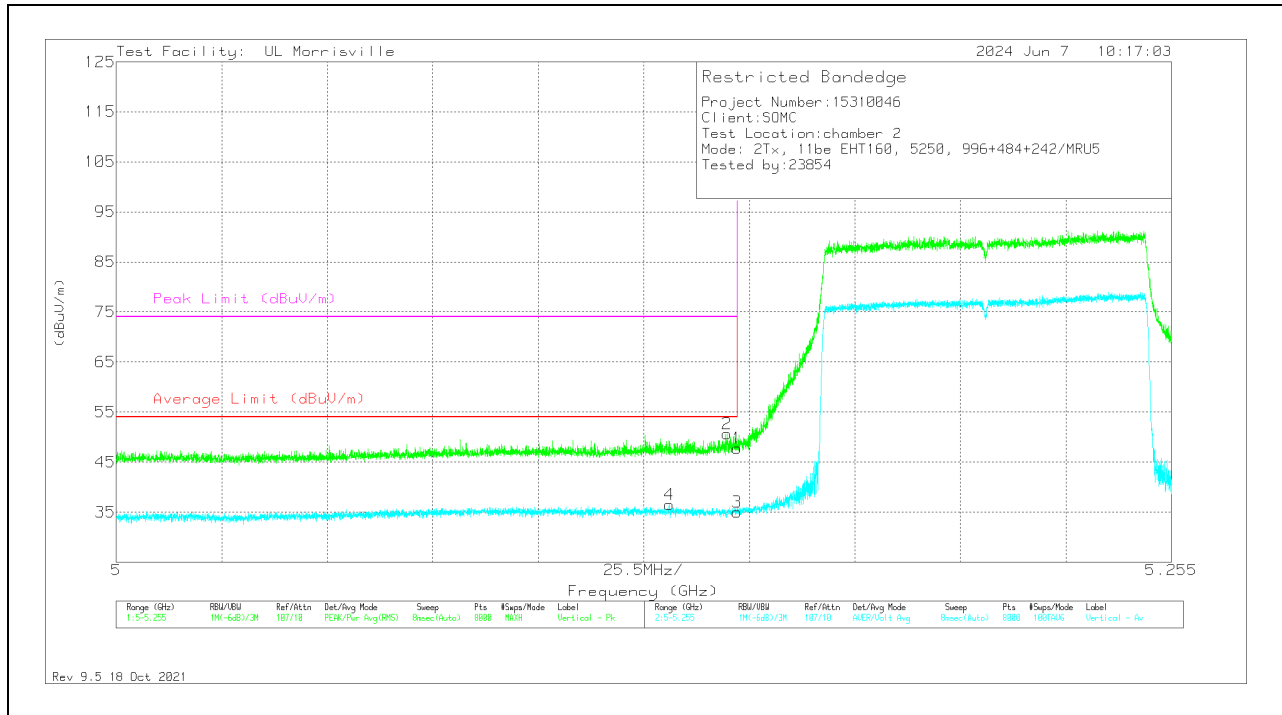
HORIZONTAL RESULT



Marker	Frequency (GHz)	Meter Reading (dBuV)	Det	86408 (dB/m)	Gain/Loss (dB)	Corrected Reading (dBuV/m)	Average Limit (dBuV/m)	Margin (dB)	Peak Limit (dBuV/m)	PK Margin (dB)	Azimuth (Degs)	Height (cm)	Polarity
1	*** 5.14999	43.46	Pk	34.1	-22	55.56	-	-	74	-18.44	352	239	H
2	*** 5.14543	44.4	Pk	34.1	-22.1	56.4	-	-	74	-17.6	352	239	H
3	*** 5.14999	25.26	ADV	34.1	-22	37.36	54	-16.64	-	-	352	239	H
4	*** 5.08046	27.11	ADV	34.1	-22.1	39.11	54	-14.89	-	-	352	239	H

* - indicates frequency in CFR47 Pt 15 / IC RSS-Restricted Band
 ** - indicates frequency in Taiwan NCC LP0002 Restricted Band
 Pk - Peak detector
 ADV - Linear Voltage Average

VERTICAL RESULT

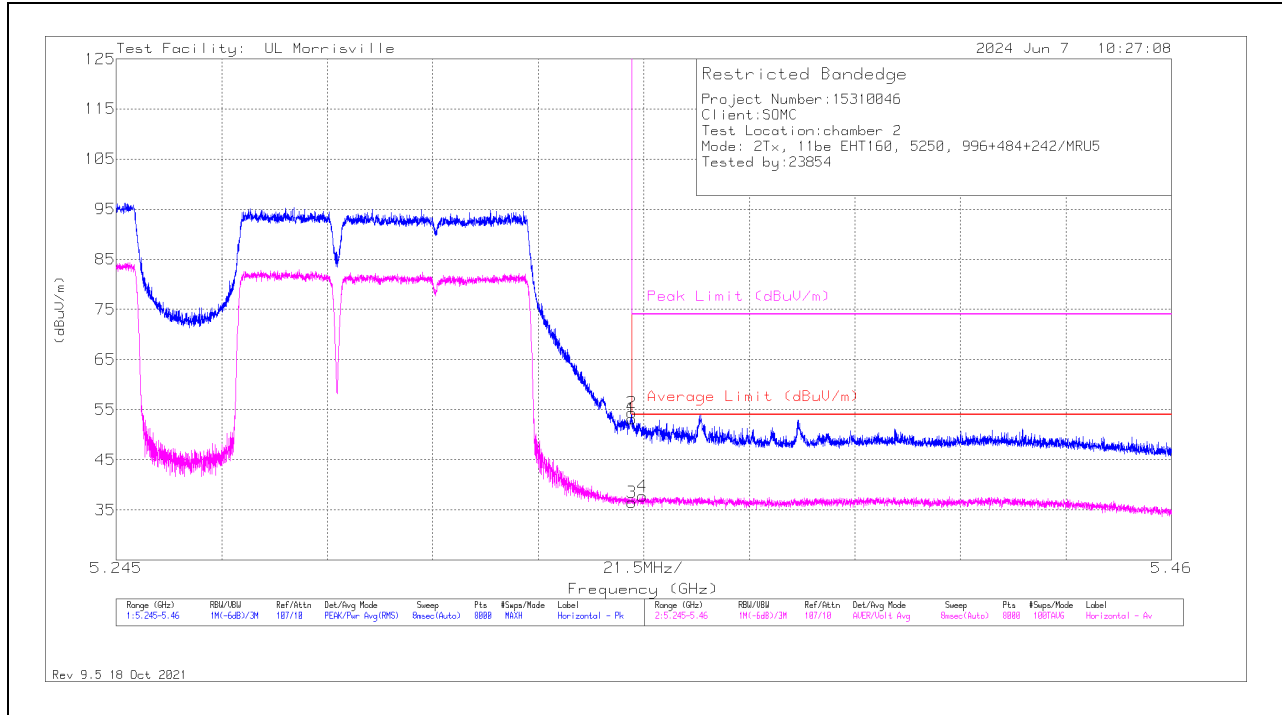


Marker	Frequency (GHz)	Meter Reading (dBuV)	Det	86408 (dB/m)	Gain/Loss (dB)	Corrected Reading (dBuV/m)	Average Limit (dBuV/m)	Margin (dB)	Peak Limit (dBuV/m)	PK Margin (dB)	Azimuth (Degs)	Height (cm)	Polarity
1	*** 5.14999	35.64	Pk	34.1	-22	47.74	-	-	74	-26.26	232	210	V
2	*** 5.14757	38.7	Pk	34.1	-22.1	50.7	-	-	74	-23.3	232	210	V
3	*** 5.14999	22.89	ADV	34.1	-22	34.99	54	-19.01	-	-	232	210	V
4	*** 5.13364	24.47	ADV	34.1	-22.1	36.47	54	-17.53	-	-	232	210	V

* - indicates frequency in CFR47 Pt 15 / IC RSS-Restricted Band
 ** - indicates frequency in Taiwan NCC LP0002 Restricted Band
 Pk - Peak detector
 ADV - Linear Voltage Average

BANDEDGE (HIGH SIDE)

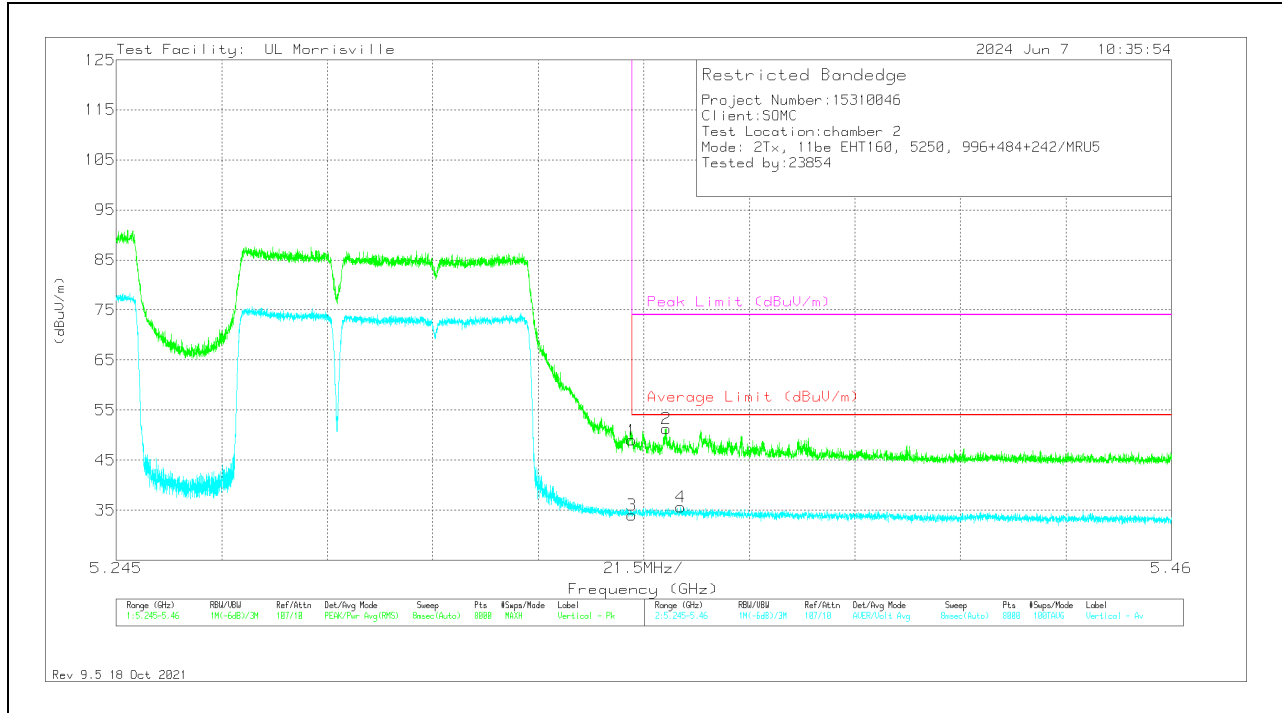
HORIZONTAL RESULT



Marker	Frequency (GHz)	Meter Reading (dBuV)	Det	86408 (dB/m)	Gain/Loss (dB)	Corrected Reading (dBuV/m)	Average Limit (dBuV/m)	Margin (dB)	Peak Limit (dBuV/m)	PK Margin (dB)	Azimuth (Degs)	Height (cm)	Polarity
1	* ** 5.35001	41.43	Pk	34.4	-22.7	53.13	-	-	74	-20.87	52	214	H
2	* ** 5.35004	42.66	Pk	34.4	-22.7	54.36	-	-	74	-19.64	52	214	H
3	* ** 5.35001	24.77	ADV	34.4	-22.7	36.47	54	-17.53	-	-	52	214	H
4	* ** 5.35227	26.11	ADV	34.4	-22.7	37.81	54	-16.19	-	-	52	214	H

* - indicates frequency in CFR47 Pt 15 / IC RSS-Restricted Band
 ** - indicates frequency in Taiwan NCC LP0002 Restricted Band
 Pk - Peak detector
 ADV - Linear Voltage Average

VERTICAL RESULT

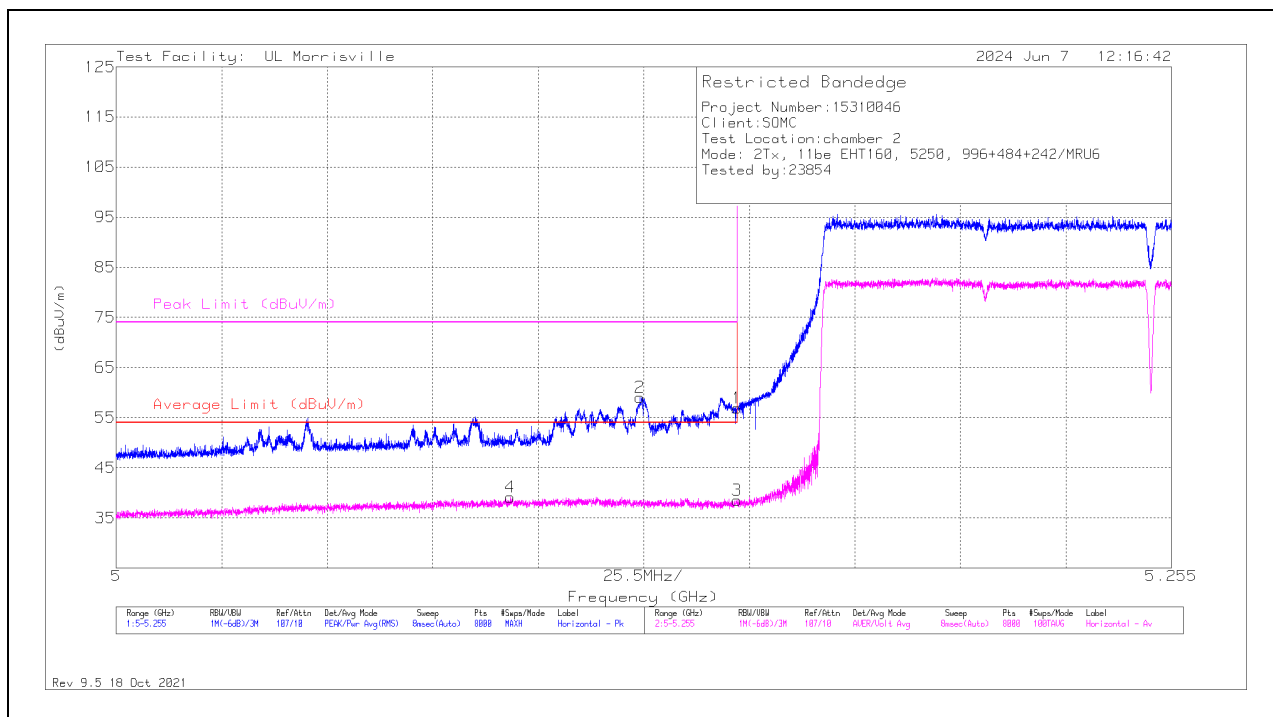


Marker	Frequency (GHz)	Meter Reading (dBuV)	Det	86408 (dB/m)	Gain/Loss (dB)	Corrected Reading (dBuV/m)	Average Limit (dBuV/m)	Margin (dB)	Peak Limit (dBuV/m)	PK Margin (dB)	Azimuth (Degs)	Height (cm)	Polarity
1	*** 5.35001	37.27	Pk	34.4	-22.7	48.97	-	-	74	-25.03	188	379	V
2	*** 5.35703	39.59	Pk	34.4	-22.7	51.29	-	-	74	-22.71	188	379	V
3	*** 5.35001	22.35	ADV	34.4	-22.7	34.05	54	-19.95	-	-	188	379	V
4	*** 5.35998	23.92	ADV	34.4	-22.7	35.62	54	-18.38	-	-	188	379	V

* - indicates frequency in CFR47 Pt 15 / IC RSS-Restricted Band
 ** - indicates frequency in Taiwan NCC LP0002 Restricted Band
 Pk - Peak detector
 ADV - Linear Voltage Average

**2TX, 996T+242T+484T (Non-Contiguous, MRU6)
 BANDEDGE (LOW SIDE)**

HORIZONTAL RESULT



Marker	Frequency (GHz)	Meter Reading (dBuV)	Det	86408 (dB/m)	Gain/Loss (dB)	Corrected Reading (dBuV/m)	Average Limit (dBuV/m)	Margin (dB)	Peak Limit (dBuV/m)	PK Margin (dB)	Azimuth (Degs)	Height (cm)	Polarity
1	*** 5.14999	44.86	Pk	34.1	-22	56.96	-	-	74	-17.04	349	180	H
2	*** 5.12656	47.27	Pk	34.1	-22.3	59.07	-	-	74	-14.93	349	180	H
3	*** 5.14999	26.44	ADV	34.1	-22	38.54	54	-15.46	-	-	349	180	H
4	*** 5.09529	27.14	ADV	34.1	-22.1	39.14	54	-14.86	-	-	349	180	H

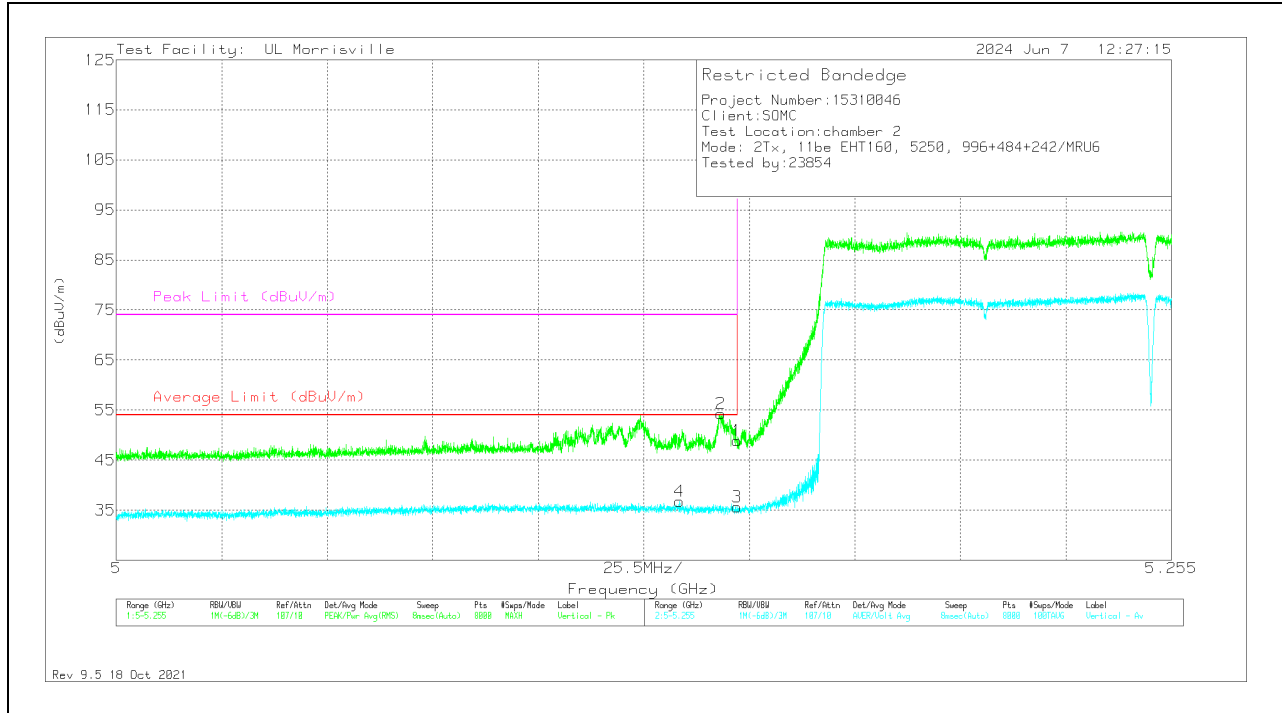
* - indicates frequency in CFR47 Pt 15 / IC RSS-Restricted Band

** - indicates frequency in Taiwan NCC LP0002 Restricted Band

Pk - Peak detector

ADV - Linear Voltage Average

VERTICAL RESULT

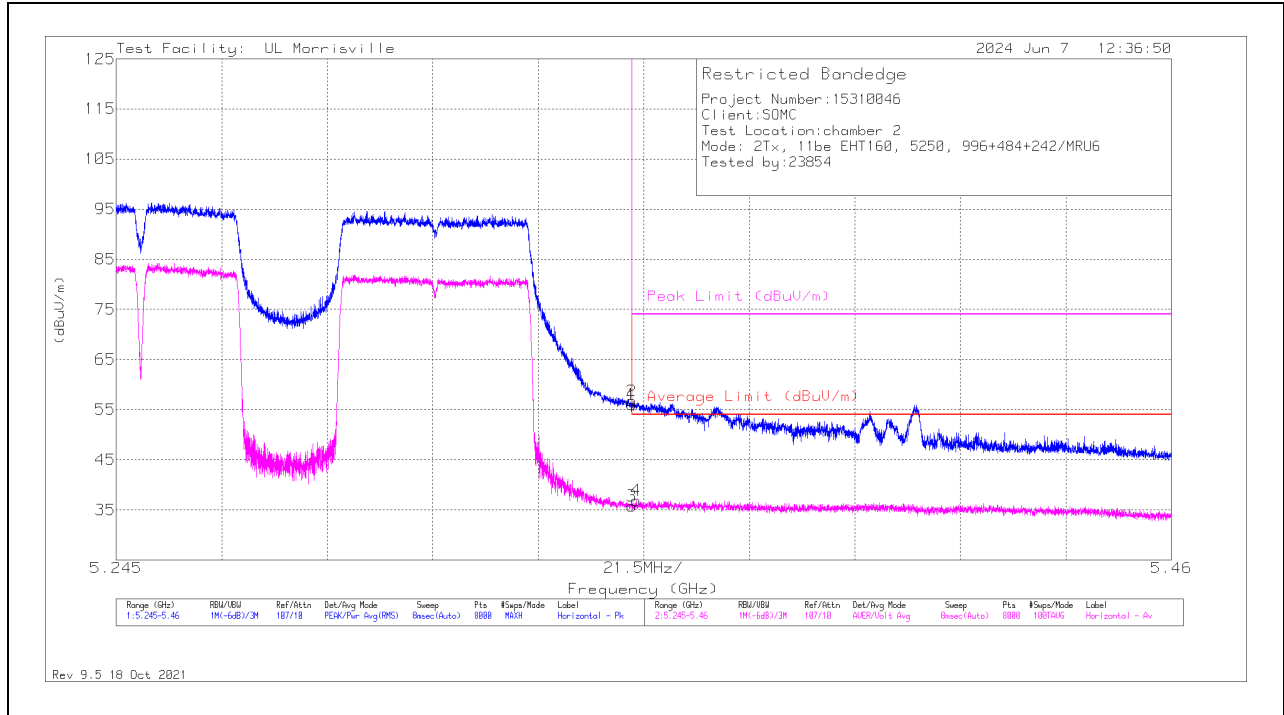


Marker	Frequency (GHz)	Meter Reading (dBuV)	Det	86408 (dB/m)	Gain/Loss (dB)	Corrected Reading (dBuV/m)	Average Limit (dBuV/m)	Margin (dB)	Peak Limit (dBuV/m)	PK Margin (dB)	Azimuth (Degs)	Height (cm)	Polarity
1	* ** 5.14999	36.78	Pk	34.1	-22	48.88	-	-	74	-25.12	237	106	V
2	* ** 5.1461	42.3	Pk	34.1	-22.1	54.3	-	-	74	-19.7	237	106	V
3	* ** 5.14999	23.58	ADV	34.1	-22	35.68	54	-18.32	-	-	237	106	V
4	* ** 5.13616	24.75	ADV	34.1	-22.1	36.75	54	-17.25	-	-	237	106	V

* - indicates frequency in CFR47 Pt 15 / IC RSS-Restricted Band
 ** - indicates frequency in Taiwan NCC LP0002 Restricted Band
 Pk - Peak detector
 ADV - Linear Voltage Average

BANDEDGE (HIGH SIDE)

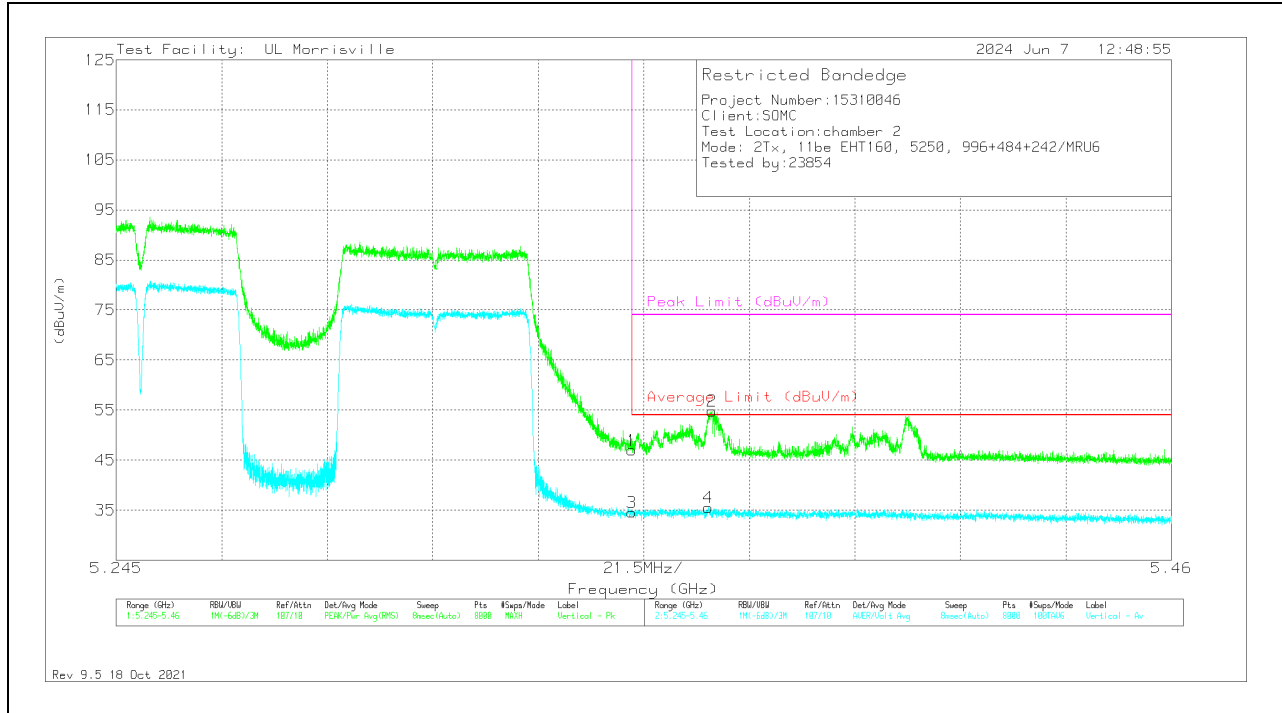
HORIZONTAL RESULT



Marker	Frequency (GHz)	Meter Reading (dBuV)	Det	86408 (dB/m)	Gain/Loss (dB)	Corrected Reading (dBuV/m)	Average Limit (dBuV/m)	Margin (dB)	Peak Limit (dBuV/m)	PK Margin (dB)	Azimuth (Degs)	Height (cm)	Polarity
1	* ** 5.35001	44.37	Pk	34.4	-22.7	56.07	-	-	74	-17.93	39	161	H
2	* ** 5.35009	45.03	Pk	34.4	-22.7	56.73	-	-	74	-17.27	39	161	H
3	* ** 5.35001	24.05	ADV	34.4	-22.7	35.75	54	-18.25	-	-	39	161	H
4	* ** 5.3509	25.2	ADV	34.4	-22.7	36.9	54	-17.1	-	-	39	161	H

* - indicates frequency in CFR47 Pt 15 / IC RSS-Restricted Band
 ** - indicates frequency in Taiwan NCC LP0002 Restricted Band
 Pk - Peak detector
 ADV - Linear Voltage Average

VERTICAL RESULT



Marker	Frequency (GHz)	Meter Reading (dBuV)	Det	86408 (dB/m)	Gain/Loss (dB)	Corrected Reading (dBuV/m)	Average Limit (dBuV/m)	Margin (dB)	Peak Limit (dBuV/m)	PK Margin (dB)	Azimuth (Degs)	Height (cm)	Polarity
1	*** 5.35001	35.26	Pk	34.4	-22.7	46.96	-	-	74	-27.04	168	334	V
2	*** 5.36635	43.2	Pk	34.4	-22.8	54.8	-	-	74	-19.2	168	334	V
3	*** 5.35001	22.86	ADV	34.4	-22.7	34.56	54	-19.44	-	-	168	334	V
4	*** 5.36566	23.91	ADV	34.4	-22.8	35.51	54	-18.49	-	-	168	334	V

* - indicates frequency in CFR47 Pt 15 / IC RSS-Restricted Band

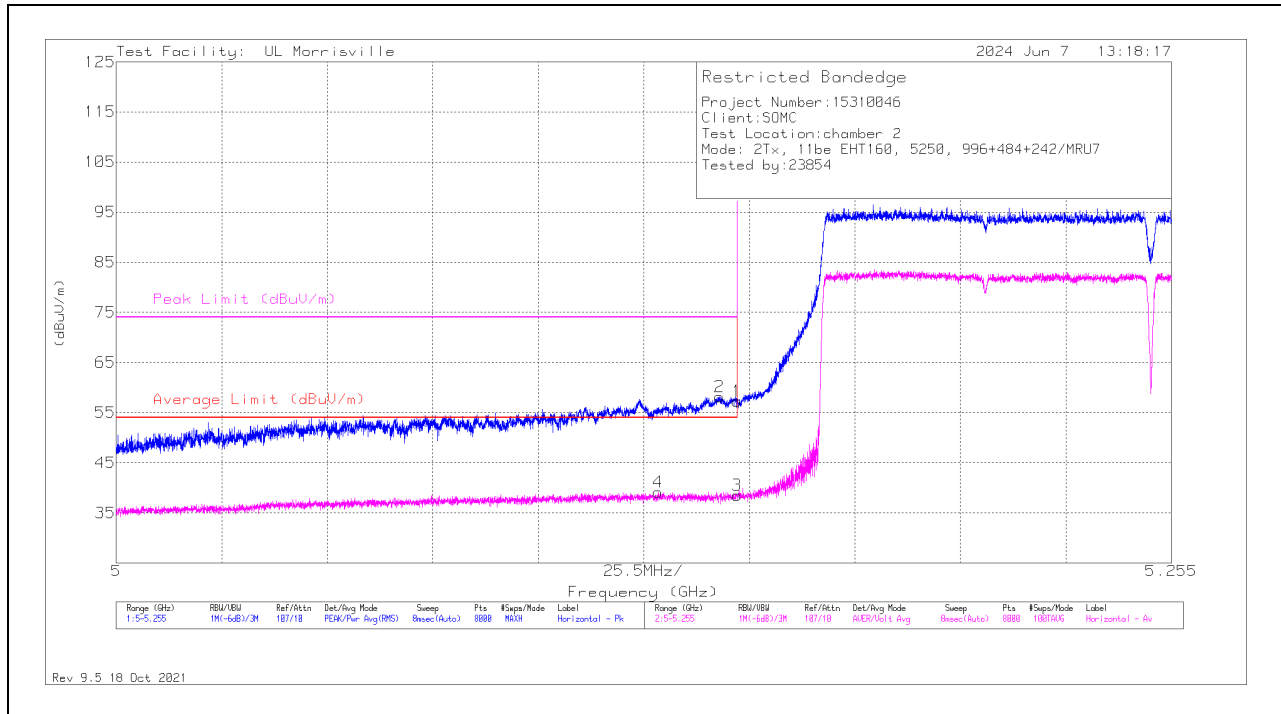
** - indicates frequency in Taiwan NCC LP0002 Restricted Band

Pk - Peak detector

ADV - Linear Voltage Average

**2TX, 996T+484T+242T (Non-Contiguous, MRU7)
 BANDEDGE (LOW SIDE)**

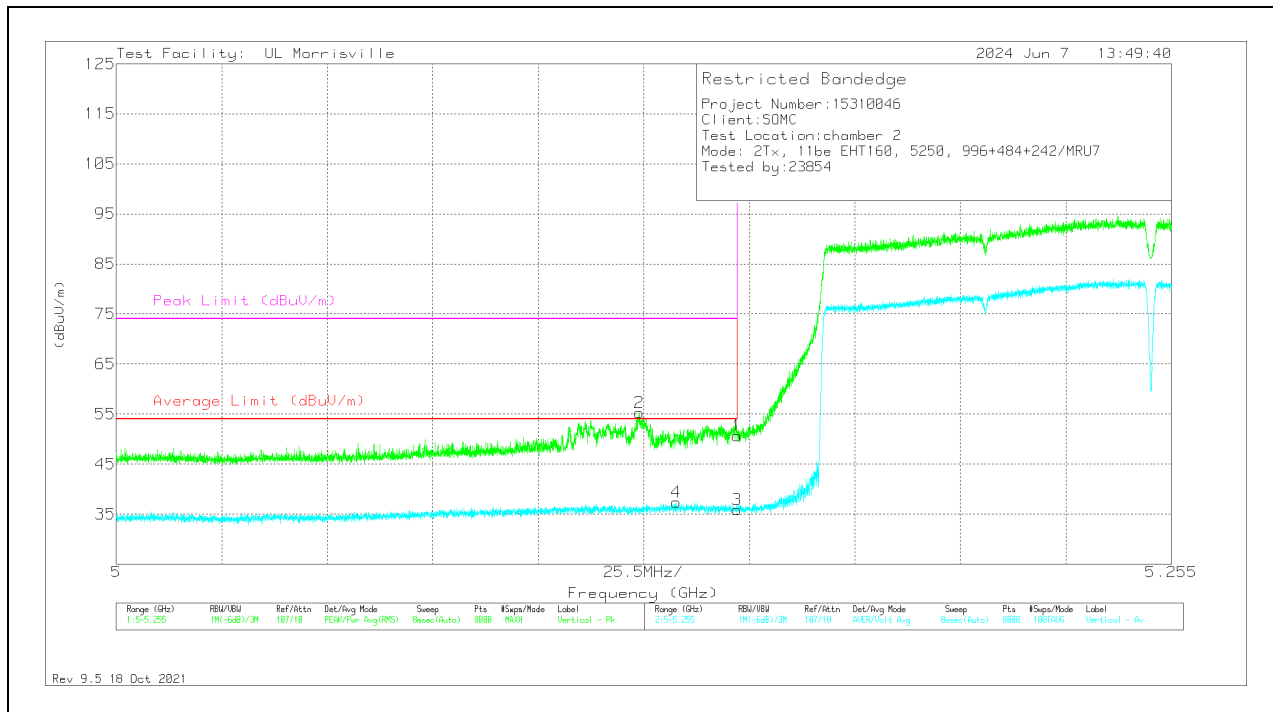
HORIZONTAL RESULT



Marker	Frequency (GHz)	Meter Reading (dBuV)	Det	86408 (dB/m)	Gain/Loss (dB)	Corrected Reading (dBuV/m)	Average Limit (dBuV/m)	Margin (dB)	Peak Limit (dBuV/m)	PK Margin (dB)	Azimuth (Degs)	Height (cm)	Polarity
1	*** 5.14999	45.14	Pk	34.1	-22	57.24	-	-	74	-16.76	341	234	H
2	*** 5.14575	46.17	Pk	34.1	-22.1	58.17	-	-	74	-15.83	341	234	H
3	*** 5.14999	26.42	ADV	34.1	-22	38.52	54	-15.48	-	-	341	234	H
4	*** 5.13096	27.23	ADV	34.1	-22.2	39.13	54	-14.87	-	-	341	234	H

* - indicates frequency in CFR47 Pt 15 / IC RSS-Restricted Band
 ** - indicates frequency in Taiwan NCC LP0002 Restricted Band
 Pk - Peak detector
 ADV - Linear Voltage Average

VERTICAL RESULT



Marker	Frequency (GHz)	Meter Reading (dBuV)	Det	86408 (dB/m)	Gain/Loss (dB)	Corrected Reading (dBuV/m)	Average Limit (dBuV/m)	Margin (dB)	Peak Limit (dBuV/m)	PK Margin (dB)	Azimuth (Degs)	Height (cm)	Polarity
1	*** 5.14999	38.58	Pk	34.1	-22	50.68	-	-	74	-23.32	133	351	V
2	*** 5.12646	43.47	Pk	34.1	-22.3	55.27	-	-	74	-18.73	133	351	V
3	*** 5.14999	23.8	ADV	34.1	-22	35.9	54	-18.1	-	-	133	351	V
4	*** 5.13533	25.4	ADV	34.1	-22.1	37.4	54	-16.6	-	-	133	351	V

* - indicates frequency in CFR47 Pt 15 / IC RSS-Restricted Band

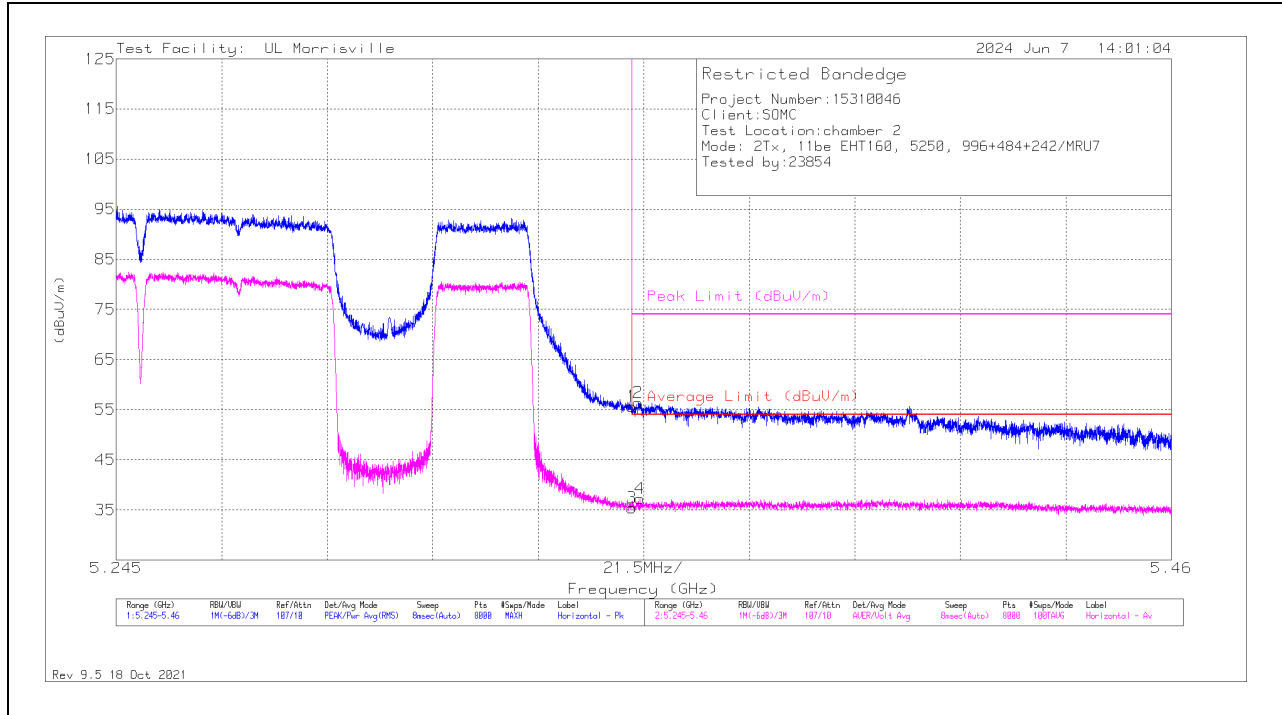
** - indicates frequency in Taiwan NCC LP0002 Restricted Band

Pk - Peak detector

ADV - Linear Voltage Average

BANDEDGE (HIGH SIDE)

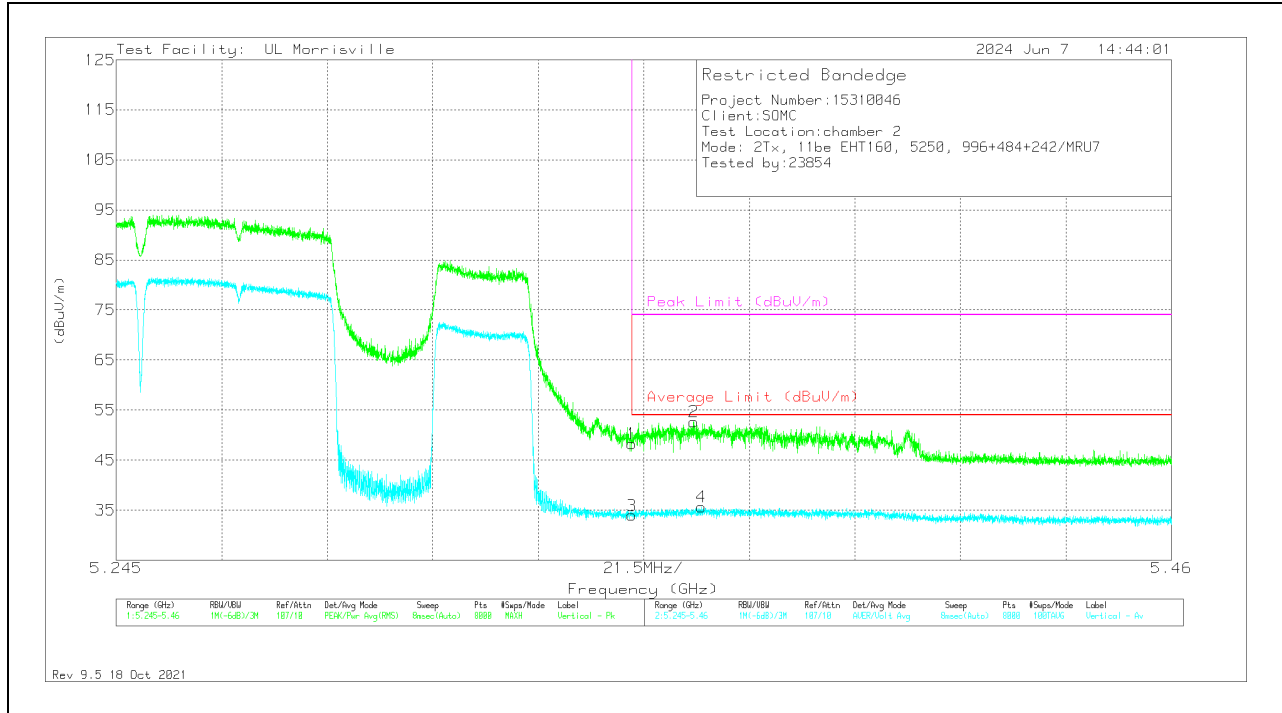
HORIZONTAL RESULT



Marker	Frequency (GHz)	Meter Reading (dBuV)	Det	86408 (dB/m)	Gain/Loss (dB)	Corrected Reading (dBuV/m)	Average Limit (dBuV/m)	Margin (dB)	Peak Limit (dBuV/m)	PK Margin (dB)	Azimuth (Degs)	Height (cm)	Polarity
1	* ** 5.35001	43.96	Pk	34.4	-22.7	55.66	-	-	74	-18.34	346	280	H
2	* ** 5.35138	44.72	Pk	34.4	-22.7	56.42	-	-	74	-17.58	346	280	H
3	* ** 5.35001	23.67	ADV	34.4	-22.7	35.37	54	-18.63	-	-	346	279	H
4	* ** 5.35173	25.53	ADV	34.4	-22.7	37.23	54	-16.77	-	-	346	279	H

* - indicates frequency in CFR47 Pt 15 / IC RSS-Restricted Band
 ** - indicates frequency in Taiwan NCC LP0002 Restricted Band
 Pk - Peak detector
 ADV - Linear Voltage Average

VERTICAL RESULT

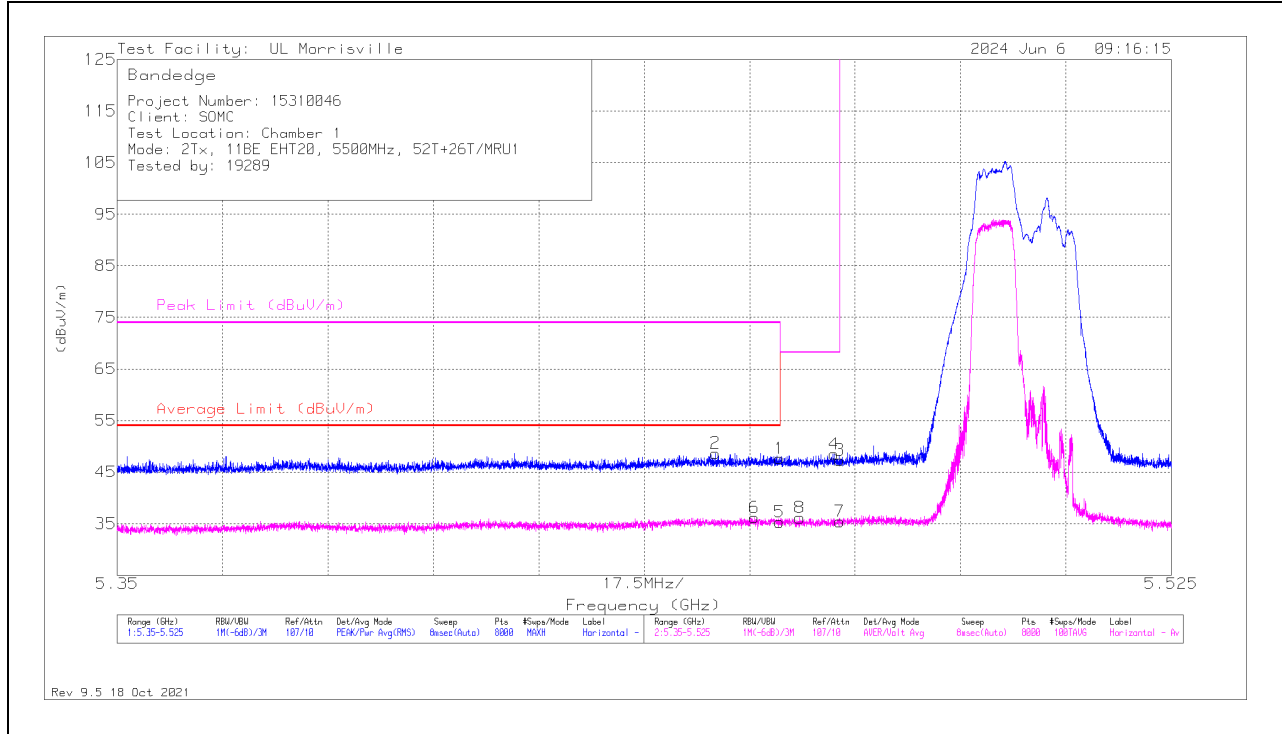


Marker	Frequency (GHz)	Meter Reading (dBuV)	Det	86408 (dB/m)	Gain/Loss (dB)	Corrected Reading (dBuV/m)	Average Limit (dBuV/m)	Margin (dB)	Peak Limit (dBuV/m)	PK Margin (dB)	Azimuth (Degs)	Height (cm)	Polarity
1	*** 5.35001	36.54	Pk	34.4	-22.7	48.24	-	-	74	-25.76	116	387	V
2	*** 5.36265	41.09	Pk	34.4	-22.8	52.69	-	-	74	-21.31	116	387	V
3	*** 5.35001	22.24	ADV	34.4	-22.7	33.94	54	-20.06	-	-	116	387	V
4	*** 5.36426	24.08	ADV	34.4	-22.8	35.68	54	-18.32	-	-	116	387	V

* - indicates frequency in CFR47 Pt 15 / IC RSS-Restricted Band
 ** - indicates frequency in Taiwan NCC LP0002 Restricted Band
 Pk - Peak detector
 ADV - Linear Voltage Average

11.1.6. TX ABOVE 1 GHz 802.11be EHT20 MODE IN THE 5.6GHz BAND
2TX, 52T+26T
BANDEDGE (LOW CHANNEL)

HORIZONTAL RESULT



Marker	Frequency (GHz)	Meter Reading (dBuV)	Det	135143 (dB/m)	Gain/Loss (dB)	Corrected Reading (dBuV/m)	Average Limit (dBuV/m)	Margin (dB)	Peak Limit (dBuV/m)	PK Margin (dB)	Azimuth (Degs)	Height (cm)	Polarity
1	* ** 5.45998	35.81	Pk	34.4	-22.6	47.61	-	-	74	-26.39	17	220	H
2	* ** 5.44935	36.85	Pk	34.3	-22.5	48.65	-	-	74	-25.35	17	220	H
5	* ** 5.45998	23.5	ADV	34.4	-22.6	35.3	54	-18.7	-	-	17	220	H
6	* ** 5.45576	24.26	ADV	34.4	-22.5	36.16	54	-17.84	-	-	17	220	H
8	5.46333	24.45	ADV	34.4	-22.7	36.15	-	-	-	-	17	220	H
4	5.46899	36.68	Pk	34.4	-22.6	48.48	-	-	68.2	-19.72	17	220	H
3	5.46998	35.51	Pk	34.4	-22.6	47.31	-	-	68.2	-20.89	17	220	H
7	5.46998	23.61	ADV	34.4	-22.6	35.41	-	-	-	-	17	220	H

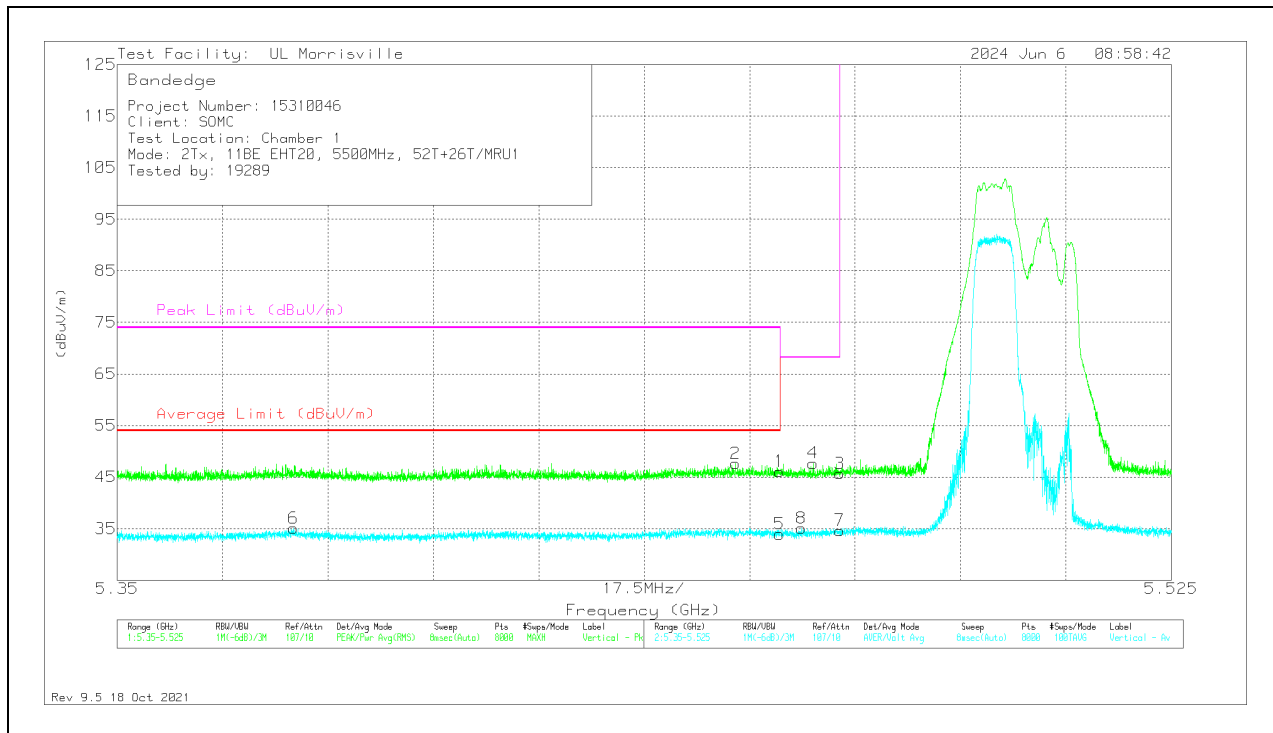
* - indicates frequency in CFR47 Pt 15 / IC RSS-Restricted Band

** - indicates frequency in Taiwan NCC LP0002 Restricted Band

Pk - Peak detector

ADV - Linear Voltage Average

VERTICAL RESULT

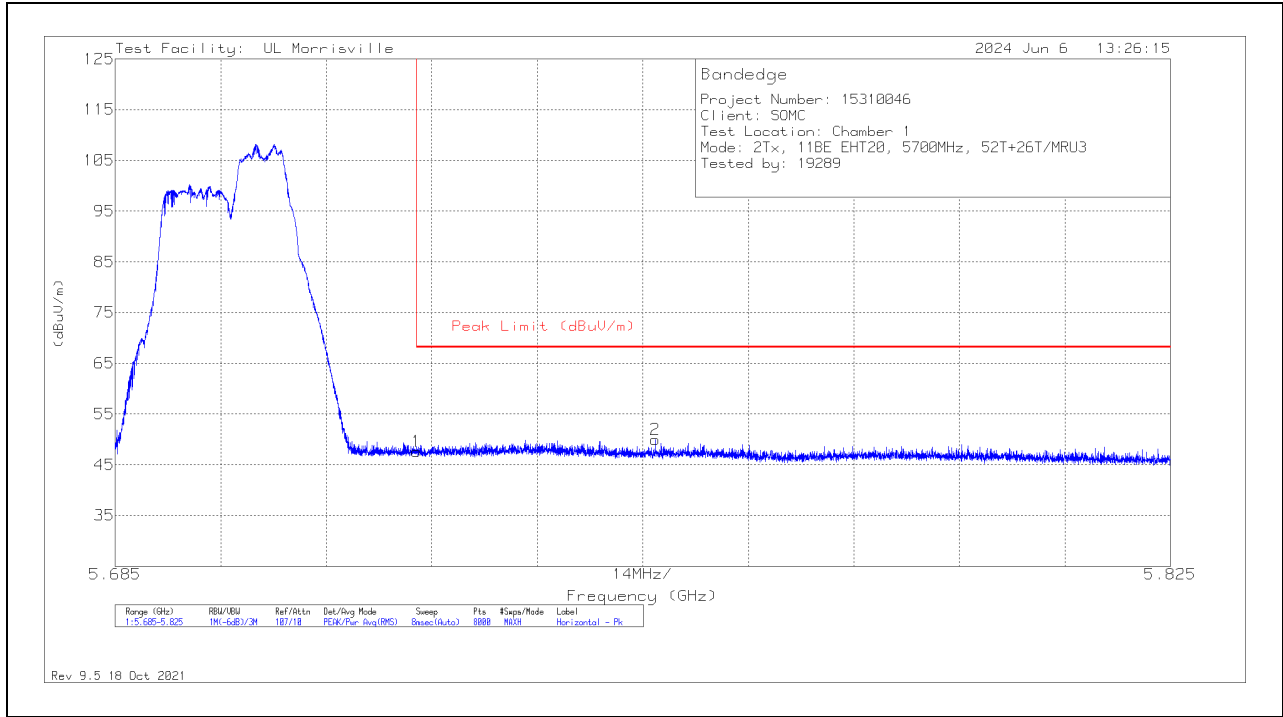


Marker	Frequency (GHz)	Meter Reading (dBuV)	Det	135143 (dB/m)	Gain/Loss (dB)	Corrected Reading (dBuV/m)	Average Limit (dBuV/m)	Margin (dB)	Peak Limit (dBuV/m)	PK Margin (dB)	Azimuth (Degs)	Height (cm)	Polarity
1	* ** 5.45998	34.27	Pk	34.4	-22.6	46.07	-	-	74	-27.93	113	105	V
2	* ** 5.45265	35.73	Pk	34.4	-22.5	47.63	-	-	74	-26.37	113	105	V
5	* ** 5.45998	22.15	ADV	34.4	-22.6	33.95	54	-20.05	-	-	113	105	V
6	* ** 5.37927	23.37	ADV	34.3	-22.6	35.07	54	-18.93	-	-	113	105	V
8	5.46363	23.38	ADV	34.4	-22.7	35.08	-	-	-	-	113	105	V
4	5.46554	36	Pk	34.4	-22.7	47.7	-	-	68.2	-20.5	113	105	V
3	5.46998	33.86	Pk	34.4	-22.6	45.66	-	-	68.2	-22.54	113	105	V
7	5.46998	22.83	ADV	34.4	-22.6	34.63	-	-	-	-	113	105	V

* - indicates frequency in CFR47 Pt 15 / IC RSS-Restricted Band
 ** - indicates frequency in Taiwan NCC LP0002 Restricted Band
 Pk - Peak detector
 ADV - Linear Voltage Average

BANDEGE (HIGH CHANNEL)

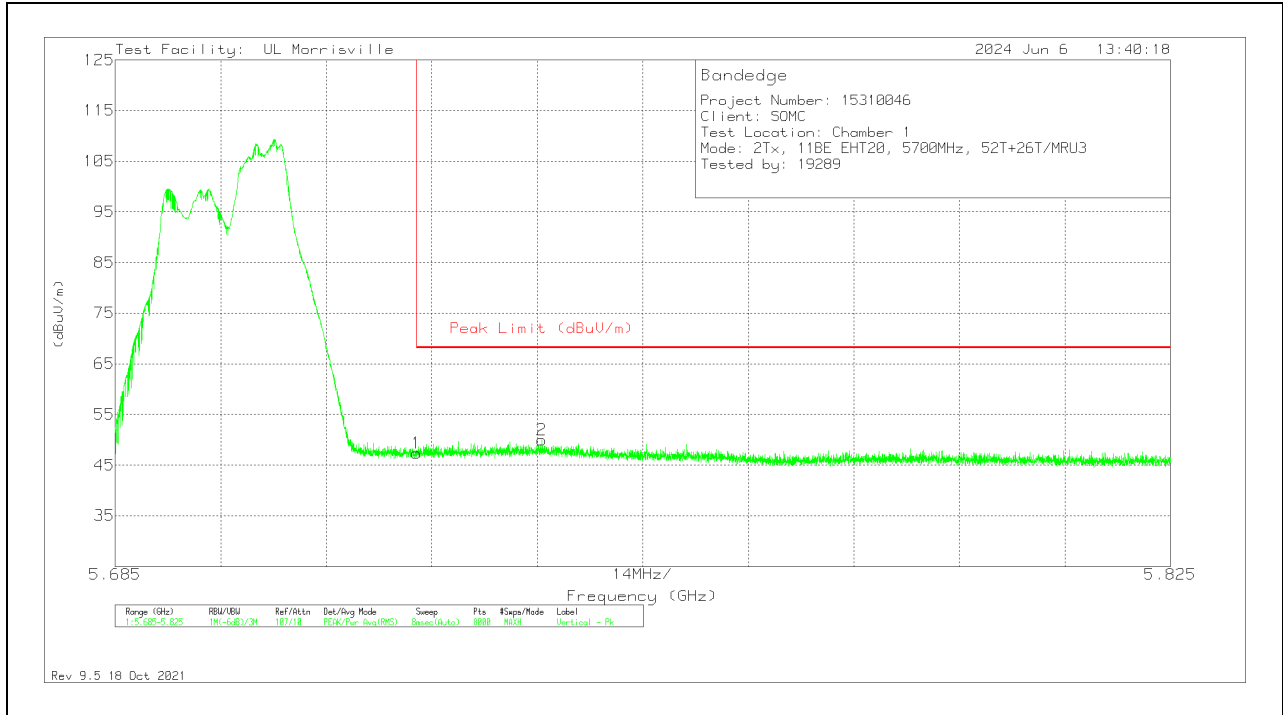
HORIZONTAL RESULT



Marker	Frequency (GHz)	Meter Reading (dBuV)	Det	135143 (dB/m)	Gain/Loss (dB)	Corrected Reading (dBuV/m)	Peak Limit (dBuV/m)	PK Margin (dB)	Azimuth (Degs)	Height (cm)	Polarity
1	5.72501	35.93	Pk	34.7	-23	47.63	68.2	-20.57	1	227	H
2	5.75665	37.9	Pk	34.8	-22.7	50	68.2	-18.2	1	227	H

Pk - Peak detector

VERTICAL RESULT

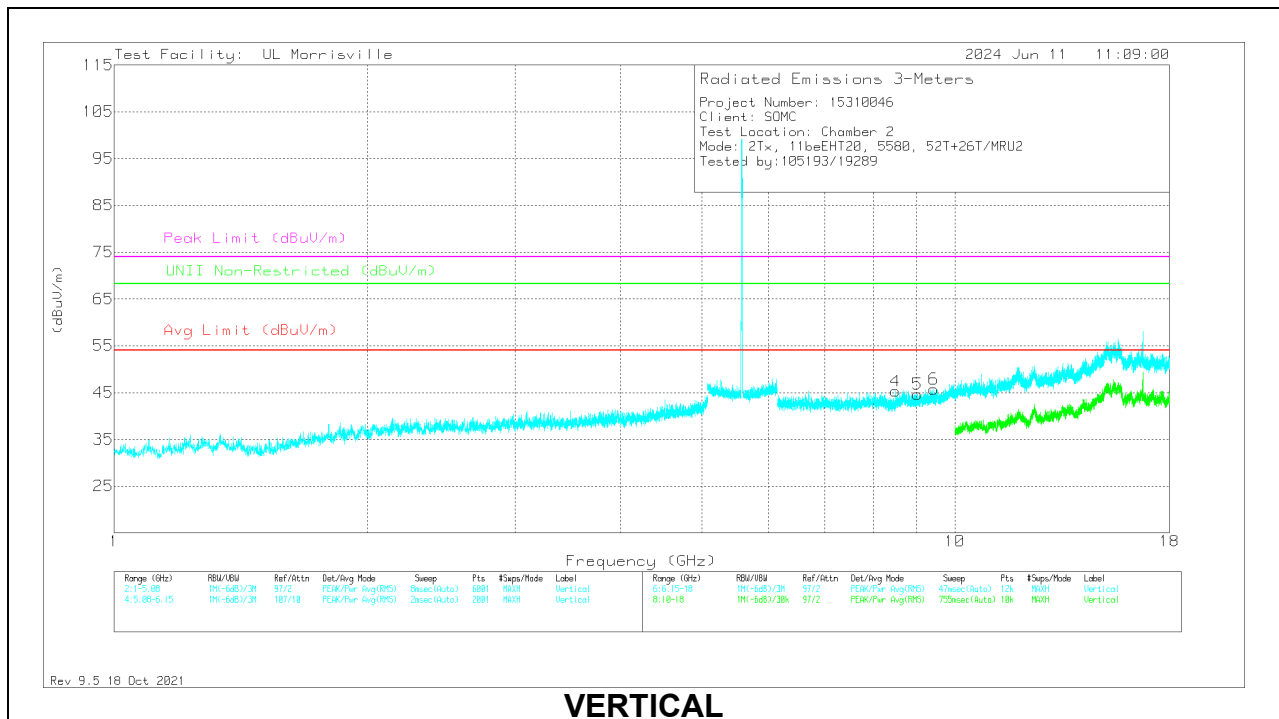
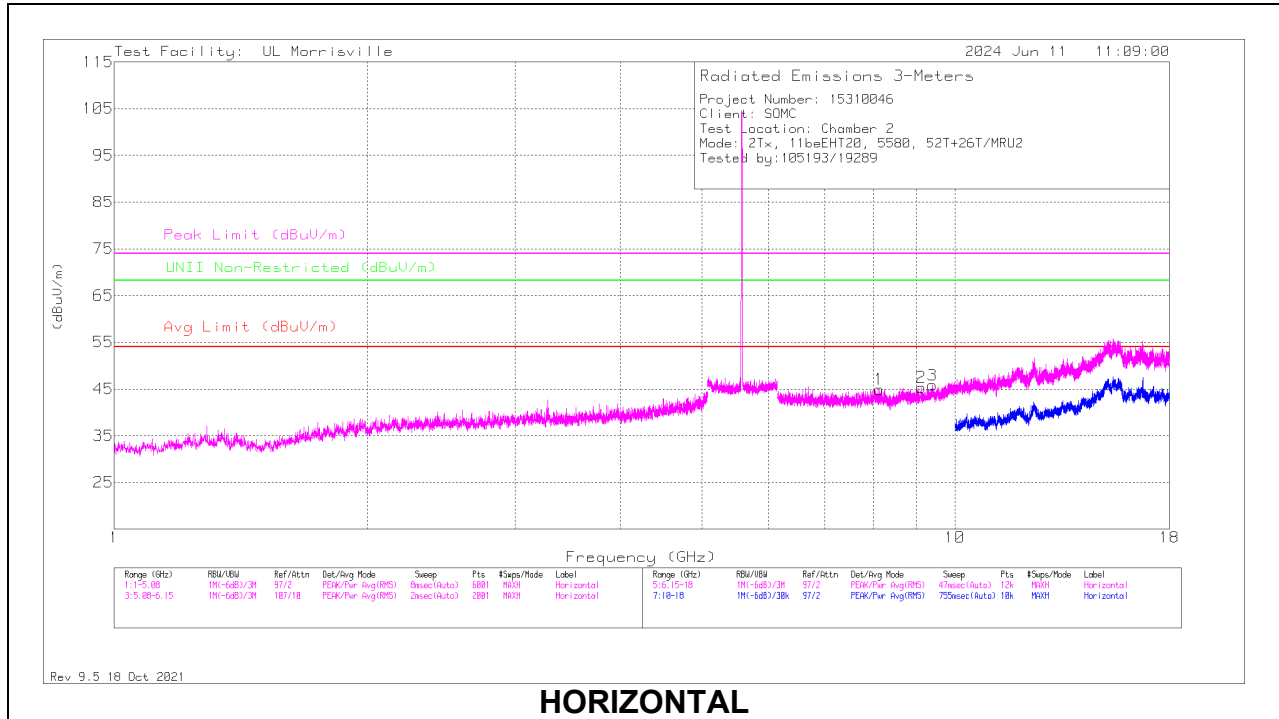


Marker	Frequency (GHz)	Meter Reading (dBuV)	Det	135143 (dB/m)	Gain/Loss (dB)	Corrected Reading (dBuV/m)	Peak Limit (dBuV/m)	PK Margin (dB)	Azimuth (Degs)	Height (cm)	Polarity
1	5.72501	35.67	Pk	34.7	-23	47.37	68.2	-20.83	318	395	V
2	5.7416	37.4	Pk	34.8	-22.2	50	68.2	-18.2	318	395	V

Pk - Peak detector

HARMONICS AND SPURIOUS EMISSIONS

MID CHANNEL



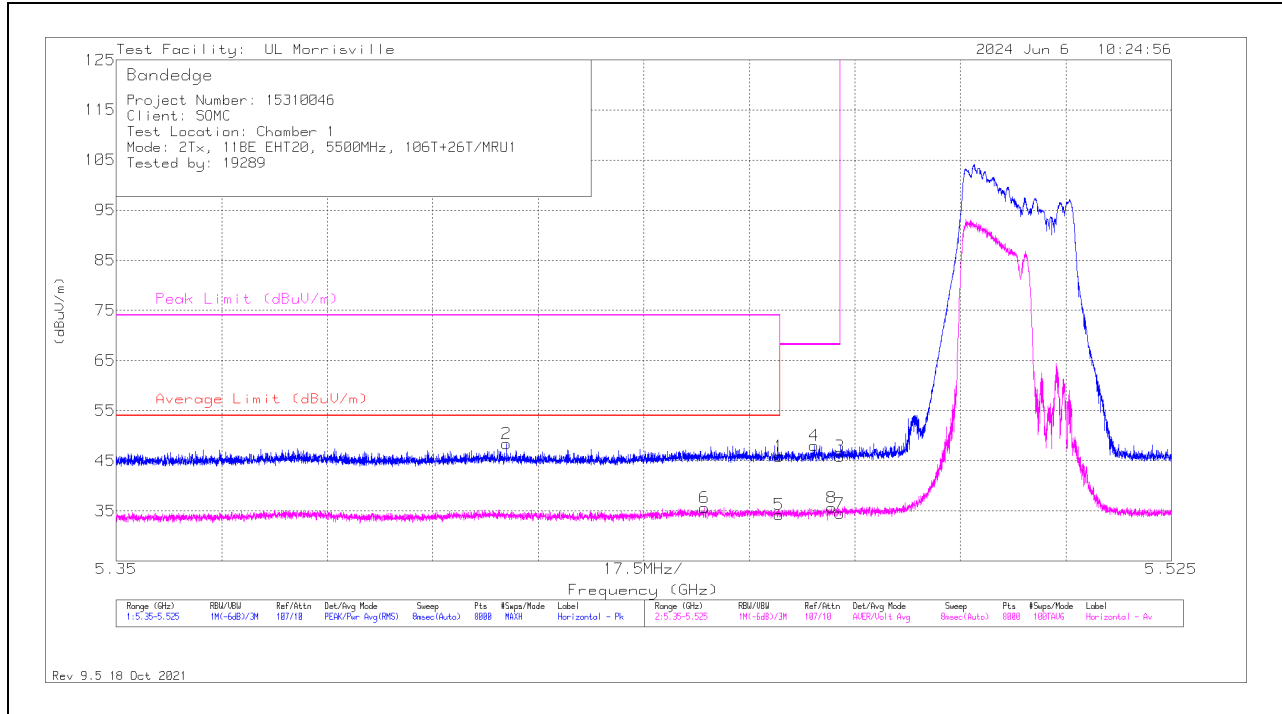
RADIATED EMISSIONS

Marker	Frequency (GHz)	Meter Reading (dBuV)	Det	86408 (dB/m)	Gain/Loss (dB)	Corrected Reading (dBuV/m)	Avg Limit (dBuV/m)	Margin (dB)	Peak Limit (dBuV/m)	PK Margin (dB)	Azimuth (Degs)	Height (cm)	Polarity
1	* ** 8.13191	35.76	Pk	35.8	-26.6	44.96	54	-9.04	74	-29.04	0-360	101	H
2	* ** 9.12534	34.87	Pk	35.9	-25.4	45.37	54	-8.63	74	-28.63	0-360	199	H
3	* ** 9.4048	35.22	Pk	36.2	-25.6	45.82	54	-8.18	74	-28.18	0-360	101	H
4	* ** 8.49729	36.48	Pk	35.8	-27	45.28	54	-8.72	74	-28.72	0-360	199	V
5	* ** 9.0335	34.72	Pk	35.9	-26	44.62	54	-9.38	74	-29.38	0-360	199	V
6	* ** 9.43838	34.89	Pk	36.3	-25.5	45.69	54	-8.31	74	-28.31	0-360	101	V

* - indicates frequency in CFR47 Pt 15 / IC RSS-Restricted Band
 ** - indicates frequency in Taiwan NCC LP0002 Restricted Band
 Pk - Peak detector

2TX, 106T+26T
BANDEDGE (LOW CHANNEL)

HORIZONTAL RESULT



Marker	Frequency (GHz)	Meter Reading (dBuV)	Det	135143 (dB/m)	Gain/Loss (dB)	Corrected Reading (dBuV/m)	Average Limit (dBuV/m)	Margin (dB)	Peak Limit (dBuV/m)	PK Margin (dB)	Azimuth (Degs)	Height (cm)	Polarity
1	*** 5.45998	34.07	Pk	34.4	-22.6	45.87	-	-	74	-28.13	6	321	H
2	*** 5.41472	36.81	Pk	34.3	-22.7	48.41	-	-	74	-25.59	6	321	H
5	*** 5.45998	22.46	ADV	34.4	-22.6	34.26	54	-19.74	-	-	6	321	H
6	*** 5.44755	23.86	ADV	34.3	-22.5	35.66	54	-18.34	-	-	6	321	H
4	5.46576	36.31	Pk	34.4	-22.7	48.01	-	-	68.2	-20.19	6	321	H
8	5.46864	23.89	ADV	34.4	-22.6	35.69	-	-	-	-	6	321	H
3	5.46998	34.08	Pk	34.4	-22.6	45.88	-	-	68.2	-22.32	6	321	H
7	5.46998	22.65	ADV	34.4	-22.6	34.45	-	-	-	-	6	321	H

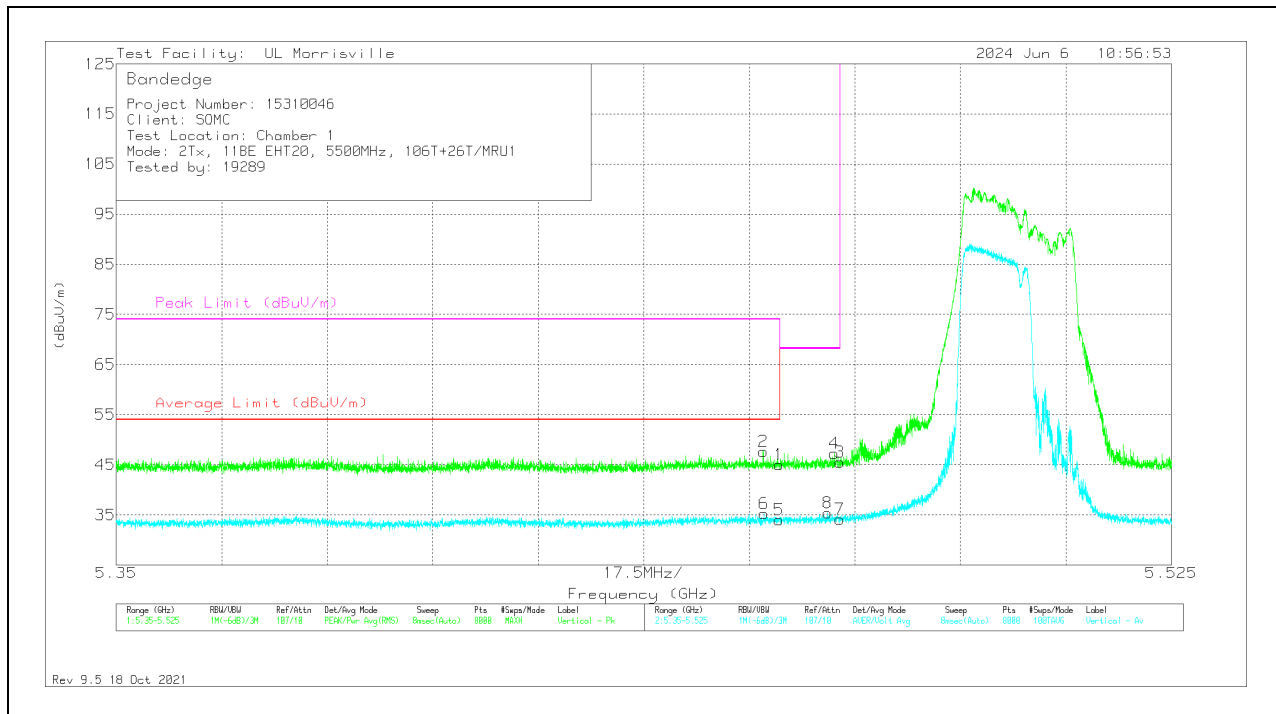
* - indicates frequency in CFR47 Pt 15 / IC RSS-Restricted Band

** - indicates frequency in Taiwan NCC LP0002 Restricted Band

Pk - Peak detector

ADV - Linear Voltage Average

VERTICAL RESULT



Marker	Frequency (GHz)	Meter Reading (dBuV)	Det	135143 (dB/m)	Gain/Loss (dB)	Corrected Reading (dBuV/m)	Average Limit (dBuV/m)	Margin (dB)	Peak Limit (dBuV/m)	PK Margin (dB)	Azimuth (Degs)	Height (cm)	Polarity
1	*** 5.45998	33.19	Pk	34.4	-22.6	44.99	-	-	74	-29.01	290	322	V
2	** * 5.45729	35.79	Pk	34.4	-22.5	47.69	-	-	74	-26.31	290	322	V
5	*** 5.45998	22.16	ADV	34.4	-22.6	33.96	54	-20.04	-	-	290	322	V
6	*** 5.45744	23.31	ADV	34.4	-22.5	35.21	54	-18.79	-	-	290	322	V
8	5.46799	23.63	ADV	34.4	-22.6	35.43	-	-	-	-	290	322	V
4	5.46904	35.47	Pk	34.4	-22.6	47.27	-	-	68.2	-20.93	290	322	V
3	5.46998	33.68	Pk	34.4	-22.6	45.48	-	-	68.2	-22.72	290	322	V
7	5.46998	22.32	ADV	34.4	-22.6	34.12	-	-	-	-	290	322	V

* - indicates frequency in CFR47 Pt 15 / IC RSS-Restricted Band

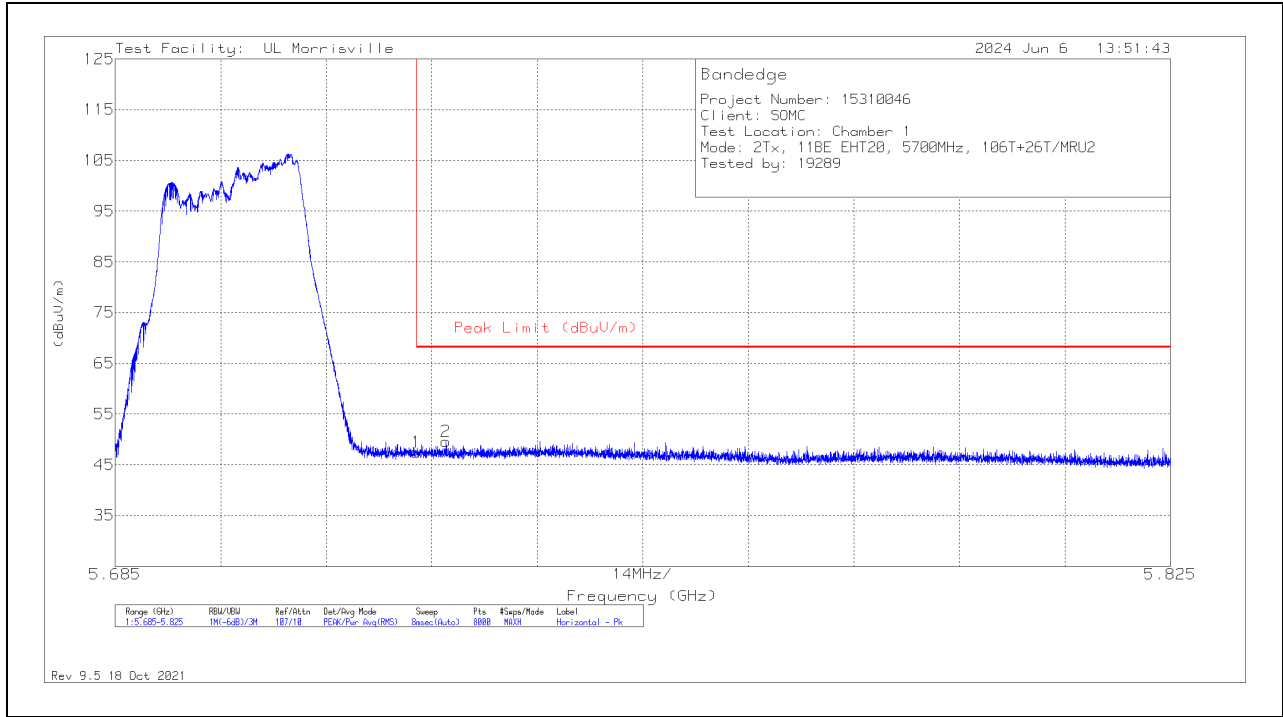
** - indicates frequency in Taiwan NCC LP0002 Restricted Band

Pk - Peak detector

ADV - Linear Voltage Average

BANDEGE (HIGH CHANNEL)

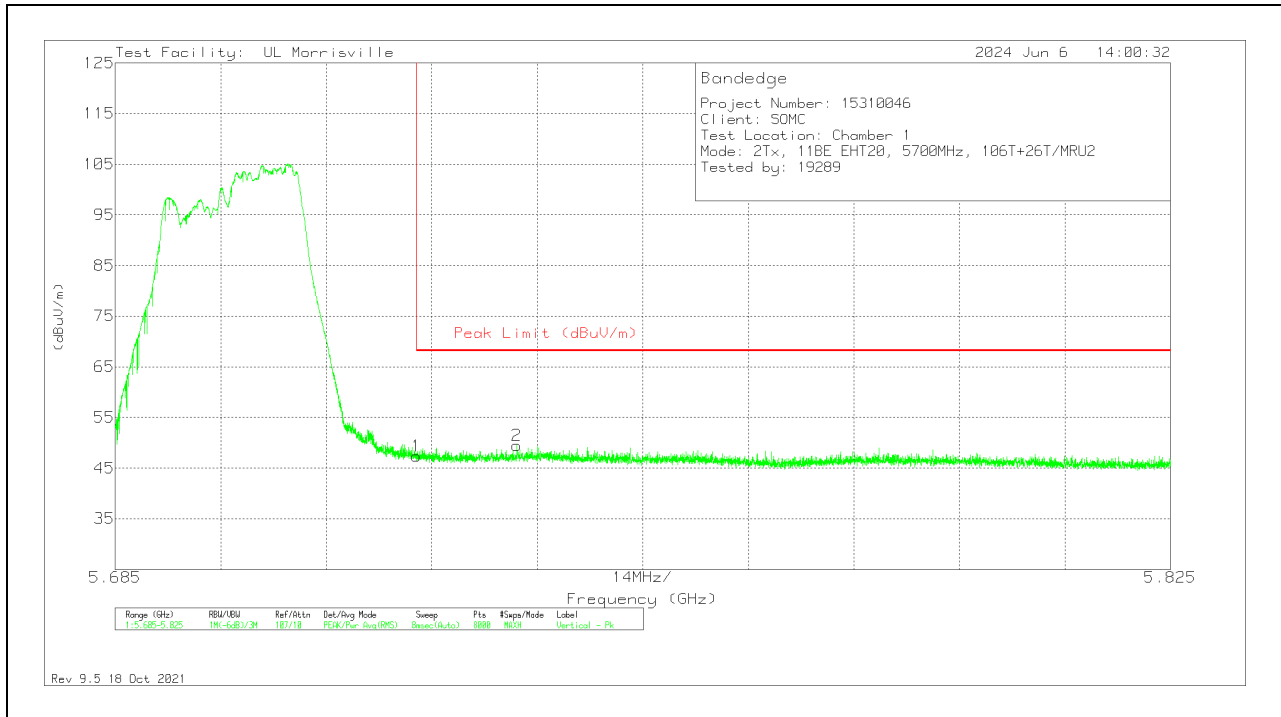
HORIZONTAL RESULT



Marker	Frequency (GHz)	Meter Reading (dBuV)	Det	135143 (dB/m)	Gain/Loss (dB)	Corrected Reading (dBuV/m)	Peak Limit (dBuV/m)	PK Margin (dB)	Azimuth (Degs)	Height (cm)	Polarity
1	5.72501	35.84	Pk	34.7	-23	47.54	68.2	-20.66	5	288	H
2	5.72886	37.81	Pk	34.7	-22.9	49.61	68.2	-18.59	5	288	H

Pk - Peak detector

VERTICAL RESULT

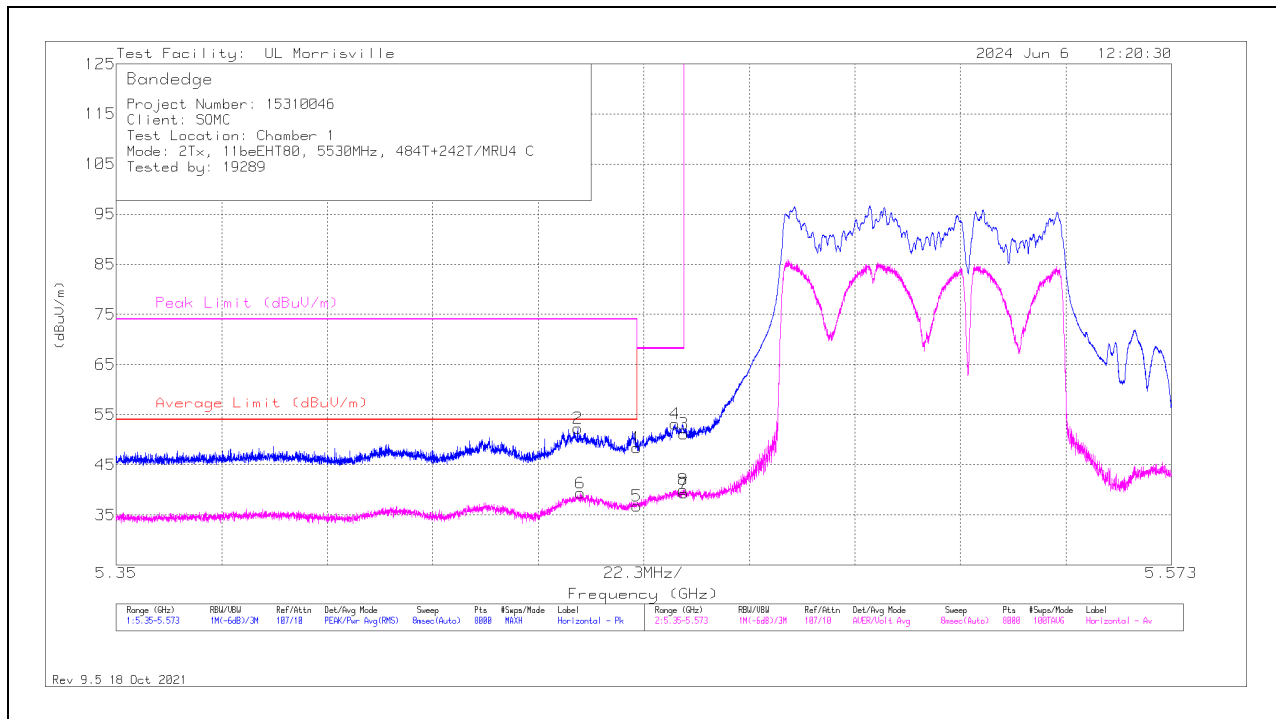


Marker	Frequency (GHz)	Meter Reading (dBuV)	Det	135143 (dB/m)	Gain/Loss (dB)	Corrected Reading (dBuV/m)	Peak Limit (dBuV/m)	PK Margin (dB)	Azimuth (Degs)	Height (cm)	Polarity
1	5.72501	35.7	Pk	34.7	-23	47.4	68.2	-20.8	282	248	V
2	5.73831	37.03	Pk	34.8	-22.4	49.43	68.2	-18.77	282	248	V

PK - Peak detector

11.1.7. TX ABOVE 1 GHz 802.11be EHT80 MODE IN THE 5.6GHz BAND
2TX, 484T+242T (Contiguous MRU4)
BANDEDGE (LOW CHANNEL)

HORIZONTAL RESULT



Marker	Frequency (GHz)	Meter Reading (dBuV)	Det	135143 (dB/m)	Gain/Loss (dB)	Corrected Reading (dBuV/m)	Average Limit (dBuV/m)	Margin (dB)	Peak Limit (dBuV/m)	PK Margin (dB)	Azimuth (Degs)	Height (cm)	Polarity
1	* ** 5.45998	36.64	Pk	34.4	-22.6	48.44	-	-	74	-25.56	352	249	H
2	* ** 5.44752	40.5	Pk	34.3	-22.5	52.3	-	-	74	-21.7	352	249	H
5	* ** 5.45998	24.98	ADV	34.4	-22.6	36.78	54	-17.22	-	-	352	249	V
6	* ** 5.44805	27.53	ADV	34.3	-22.5	39.33	54	-14.67	-	-	352	249	V
4	5.46812	41.4	Pk	34.4	-22.6	53.2	-	-	68.2	-15	352	249	H
8	5.46976	28.23	ADV	34.4	-22.6	40.03	-	-	-	-	352	249	V
3	5.46999	39.39	Pk	34.4	-22.6	51.19	-	-	68.2	-17.01	352	249	H
7	5.46999	27.52	ADV	34.4	-22.6	39.32	-	-	-	-	352	249	V

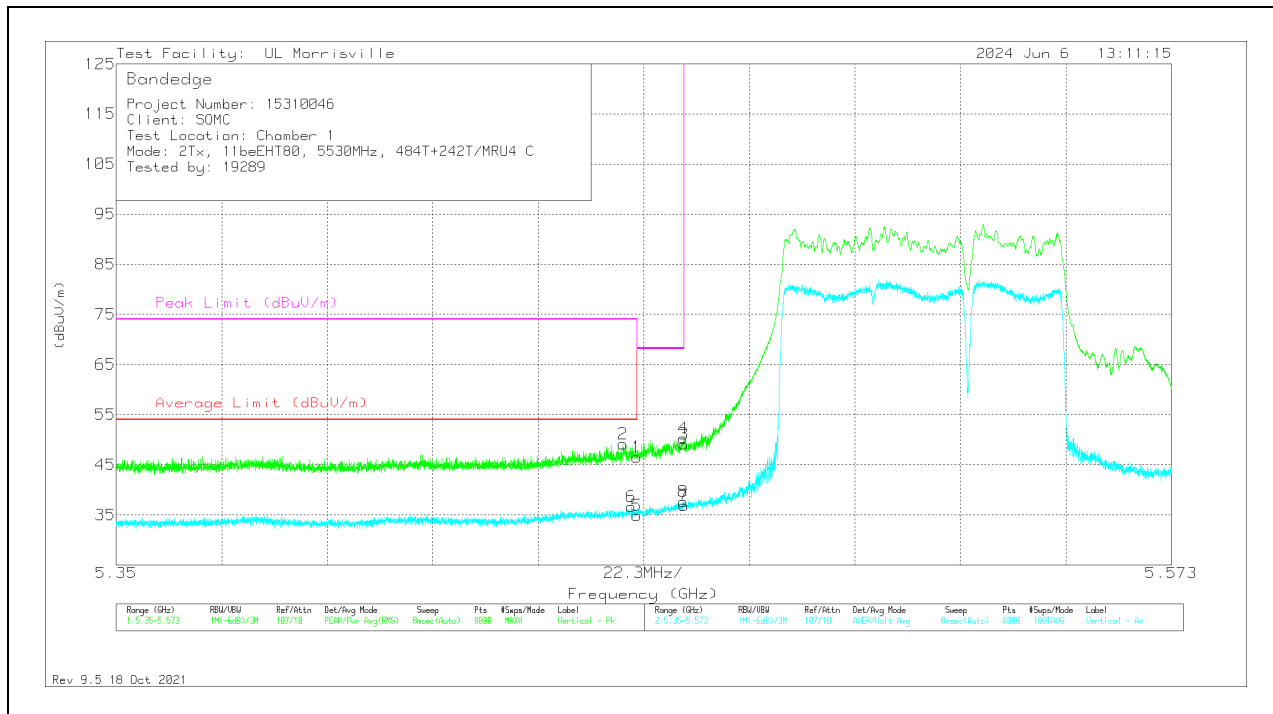
* - indicates frequency in CFR47 Pt 15 / IC RSS-Restricted Band

** - indicates frequency in Taiwan NCC LP0002 Restricted Band

Pk - Peak detector

ADV - Linear Voltage Average

VERTICAL RESULT

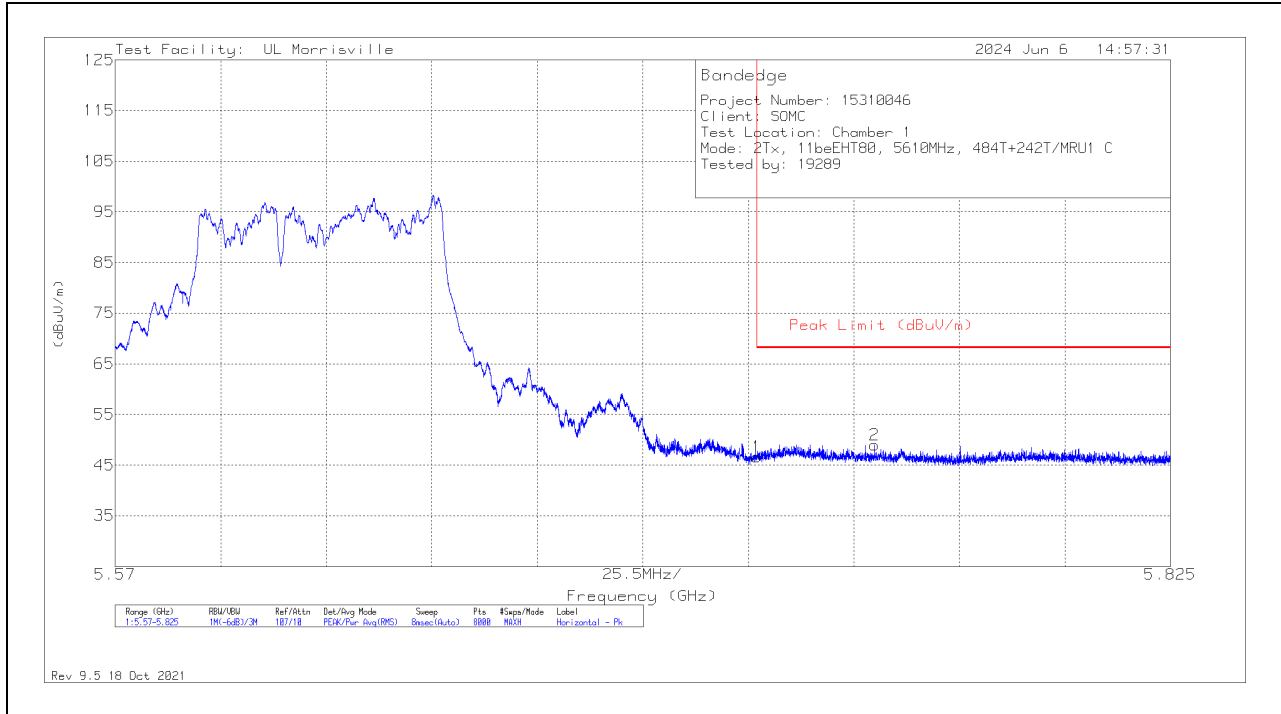


Marker	Frequency (GHz)	Meter Reading (dBuV)	Det	135143 (dB/m)	Gain/Loss (dB)	Corrected Reading (dBuV/m)	Average Limit (dBuV/m)	Margin (dB)	Peak Limit (dBuV/m)	PK Margin (dB)	Azimuth (Degs)	Height (cm)	Polarity
1	* ** 5.45998	34.72	Pk	34.4	-22.6	46.52	-	-	74	-27.48	275	254	V
2	* ** 5.45711	37.26	Pk	34.4	-22.5	49.16	-	-	74	-24.84	275	254	V
5	* ** 5.45998	23.12	ADV	34.4	-22.6	34.92	54	-19.08	-	-	275	254	V
6	* ** 5.45886	24.8	ADV	34.4	-22.6	36.6	54	-17.4	-	-	275	254	V
4	5.46985	38.44	Pk	34.4	-22.6	50.24	-	-	68.2	-17.96	275	254	V
8	5.46985	25.82	ADV	34.4	-22.6	37.62	-	-	-	-	275	254	V
3	5.46999	37.36	Pk	34.4	-22.6	49.16	-	-	68.2	-19.04	275	254	V
7	5.46999	25.1	ADV	34.4	-22.6	36.9	-	-	-	-	275	254	V

* - indicates frequency in CFR47 Pt 15 / IC RSS-Restricted Band
 ** - indicates frequency in Taiwan NCC LP0002 Restricted Band
 Pk - Peak detector
 ADV - Linear Voltage Average

**2TX, 484T+242T (Contiguous MRU1)
 BANEDGE (HIGH CHANNEL)**

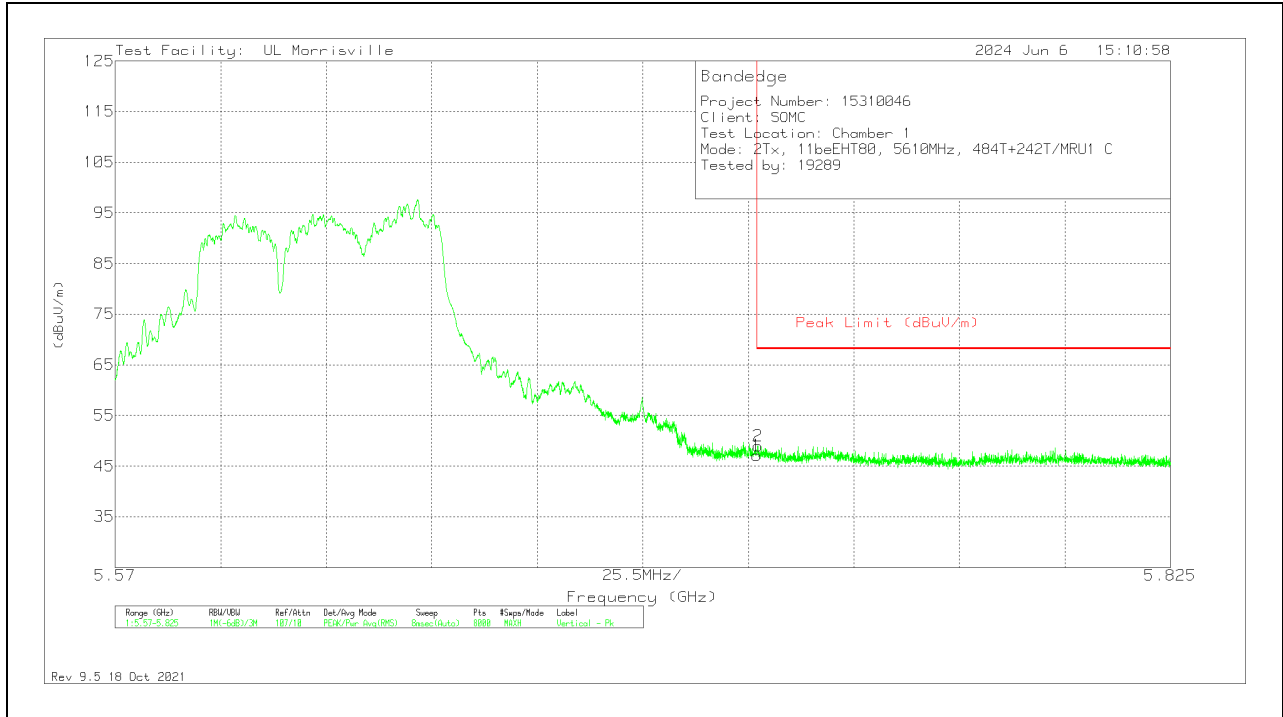
HORIZONTAL RESULT



Marker	Frequency (GHz)	Meter Reading (dBuV)	Det	135143 (dB/m)	Gain/Loss (dB)	Corrected Reading (dBuV/m)	Peak Limit (dBuV/m)	PK Margin (dB)	Azimuth (Degs)	Height (cm)	Polarity
1	5.72503	34.92	Pk	34.7	-23	46.62	68.2	-21.58	33	115	H
2	5.7535	37	Pk	34.8	-22.8	49	68.2	-19.2	33	115	H

Pk - Peak detector

VERTICAL RESULT

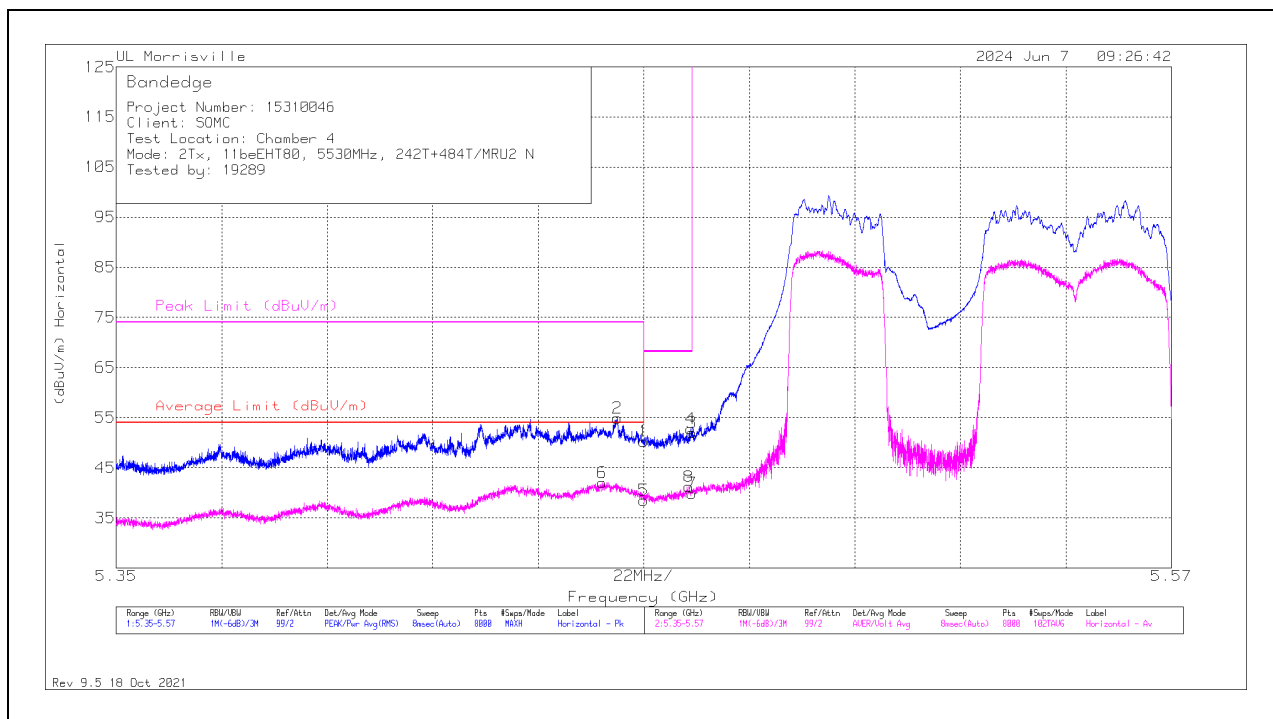


Marker	Frequency (GHz)	Meter Reading (dBuV)	Det	135143 (dB/m)	Gain/Loss (dB)	Corrected Reading (dBuV/m)	Peak Limit (dBuV/m)	PK Margin (dB)	Azimuth (Degs)	Height (cm)	Polarity
1	5.72503	35.42	Pk	34.7	-23	47.12	68.2	-21.08	283	293	V
2	5.72538	37.33	Pk	34.7	-23	49.03	68.2	-19.17	283	293	V

PK - Peak detector

2TX, 242T+484T (Non-Contiguous MRU2)
BANDEDGE (LOW CHANNEL)

HORIZONTAL RESULT



Marker	Frequency (GHz)	Meter Reading (dBuV)	Det	89509 ACF (dB/m)	Gain/Loss (dB)	DC Corr (dB)	Corrected Reading (dBuV/m)	Average Limit (dBuV/m)	Margin (dB)	Peak Limit (dBuV/m)	PK Margin (dB)	Azimuth (Degs)	Height (cm)	Polarity
1	*** 5.45998	34.3	Pk	34.6	-18.6	0	50.3	-	-	74	-23.7	329	112	H
2	*** 5.45446	38.96	Pk	34.6	-18.7	0	54.86	-	-	74	-19.14	329	112	H
5	*** 5.45998	22.35	ADV	34.6	-18.6	.19	38.54	54	-15.46	-	-	329	112	H
6	*** 5.45129	25.98	ADV	34.6	-18.7	.19	42.07	54	-11.93	-	-	329	112	H
8	5.46936	25.02	ADV	34.6	-18.6	.19	41.21	-	-	-	-	329	112	H
4	5.46983	36.76	Pk	34.6	-18.6	0	52.76	-	-	68.2	-15.44	329	112	H
3	5.47	36.01	Pk	34.6	-18.6	0	52.01	-	-	68.2	-16.19	329	112	H
7	5.47	23.72	ADV	34.6	-18.6	.19	39.91	-	-	-	-	329	112	H

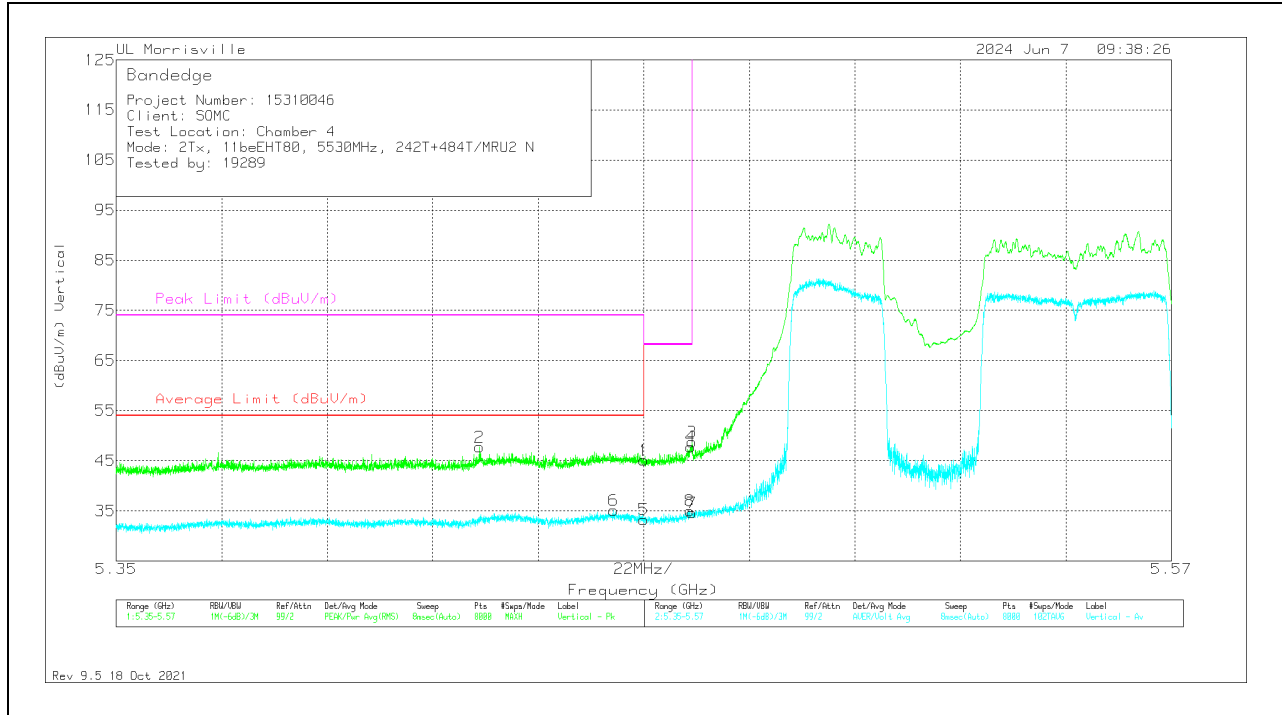
* - indicates frequency in CFR47 Pt 15 / IC RSS-Restricted Band

** - indicates frequency in Taiwan NCC LP0002 Restricted Band

Pk - Peak detector

ADV - Linear Voltage Average

VERTICAL RESULT



Marker	Frequency (GHz)	Meter Reading (dBuV)	Det	89509 ACF (dB/m)	Gain/Loss (dB)	DC Corr (dB)	Corrected Reading (dBuV/m)	Average Limit (dBuV/m)	Margin (dB)	Peak Limit (dBuV/m)	PK Margin (dB)	Azimuth (Degs)	Height (cm)	Polarity
1	*** 5.45998	29.08	Pk	34.6	-18.6	0	45.08	-	-	74	-28.92	348	361	V
2	*** 5.4258	31.61	Pk	34.6	-18.5	0	47.71	-	-	74	-26.29	348	361	V
5	*** 5.45998	17.03	ADV	34.6	-18.6	.19	33.22	54	-20.78	-	-	348	361	V
6	*** 5.45377	18.99	ADV	34.6	-18.7	.19	35.08	54	-18.92	-	-	348	361	V
8	5.46958	18.83	ADV	34.6	-18.6	.19	35.02	-	-	-	-	348	361	V
4	5.46983	31.8	Pk	34.6	-18.6	0	47.8	-	-	68.2	-20.4	348	361	V
3	5.47	32.72	Pk	34.6	-18.6	0	48.72	-	-	68.2	-19.48	348	361	V
7	5.47	18.38	ADV	34.6	-18.6	.19	34.57	-	-	-	-	348	361	V

* - indicates frequency in CFR47 Pt 15 / IC RSS-Restricted Band

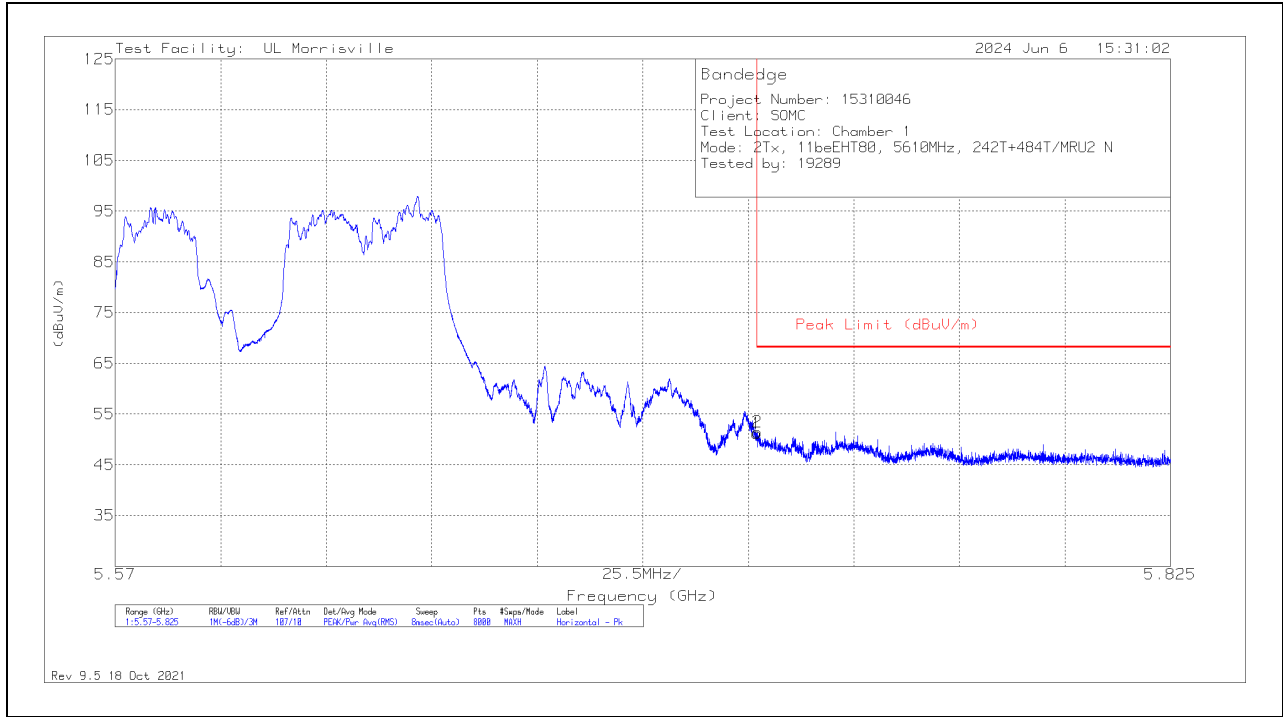
** - indicates frequency in Taiwan NCC LP0002 Restricted Band

Pk - Peak detector

ADV - Linear Voltage Average

BANDEDGE (HIGH CHANNEL)

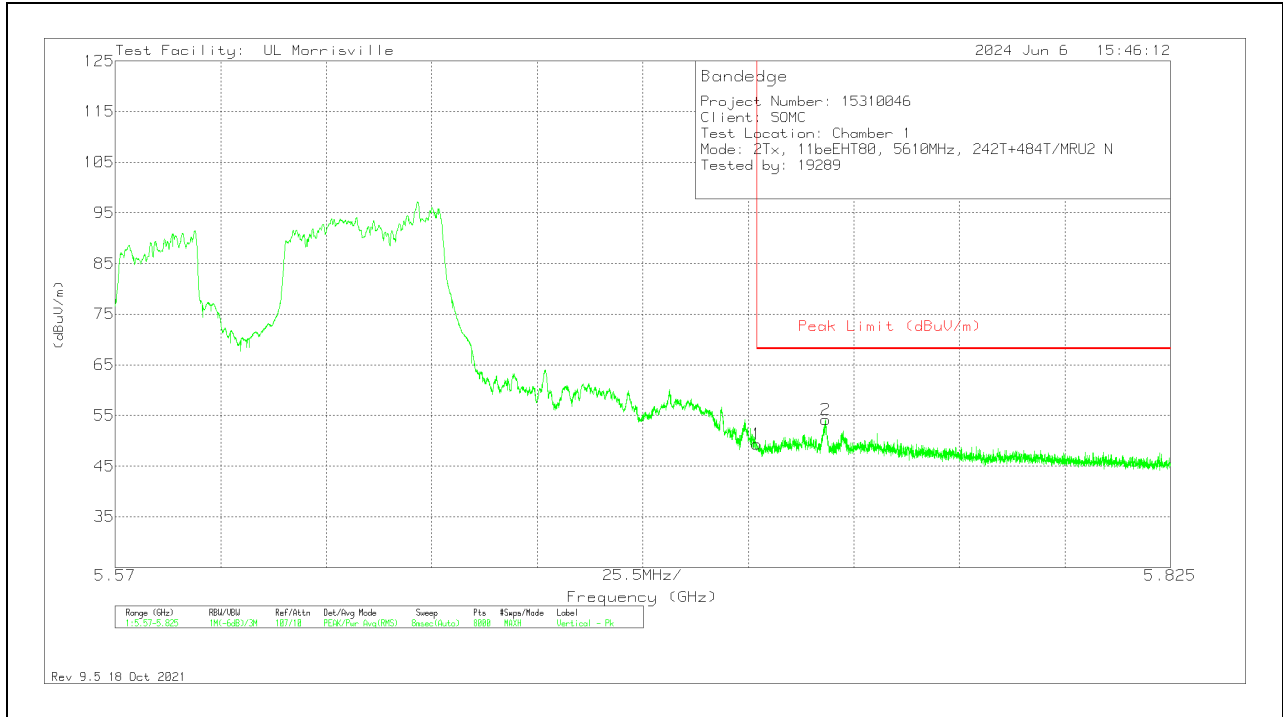
HORIZONTAL RESULT



Marker	Frequency (GHz)	Meter Reading (dBuV)	Det	135143 (dB/m)	Gain/Loss (dB)	Corrected Reading (dBuV/m)	Peak Limit (dBuV/m)	PK Margin (dB)	Azimuth (Degs)	Height (cm)	Polarity
1	5.72503	39.49	Pk	34.7	-23	51.19	68.2	-17.01	254	290	H
2	5.72525	39.78	Pk	34.7	-23	51.48	68.2	-16.72	254	290	H

Pk - Peak detector

VERTICAL RESULT

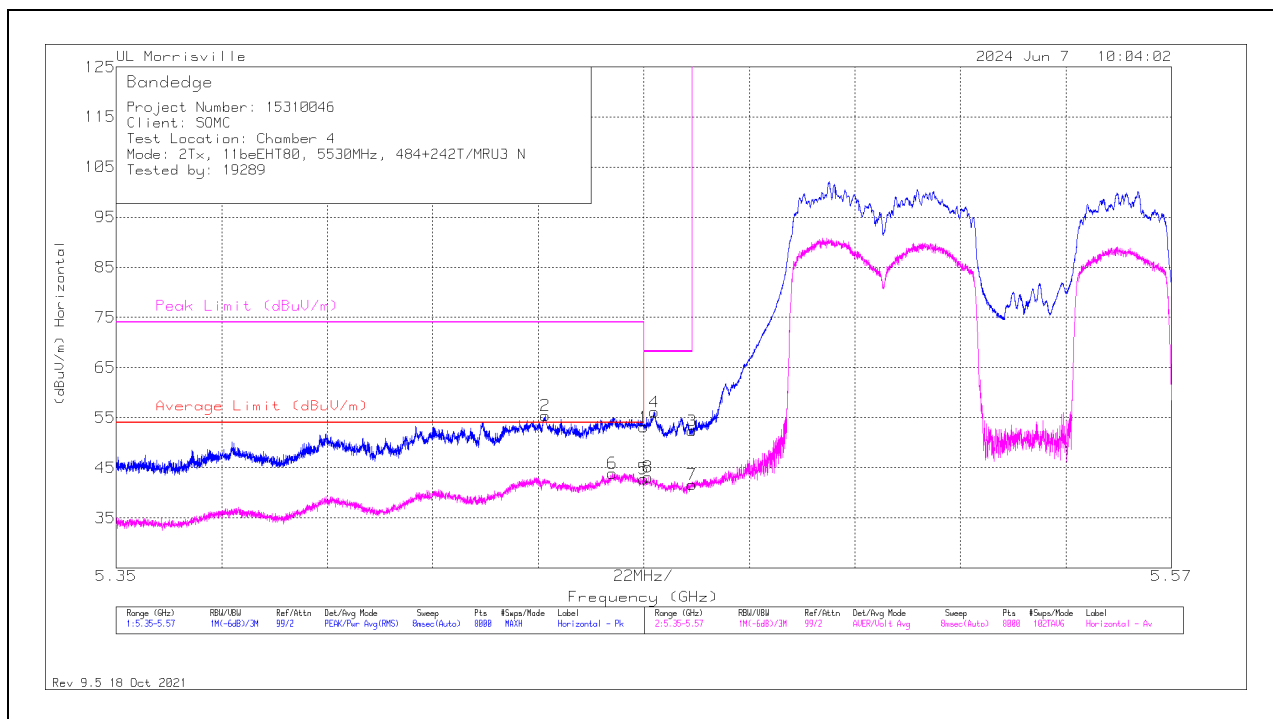


Marker	Frequency (GHz)	Meter Reading (dBuV)	Det	135143 (dB/m)	Gain/Loss (dB)	Corrected Reading (dBuV/m)	Peak Limit (dBuV/m)	PK Margin (dB)	Azimuth (Degs)	Height (cm)	Polarity
1	5.72503	37.7	Pk	34.7	-23	49.4	68.2	-18.8	296	333	V
2	5.74164	41.58	Pk	34.8	-22.2	54.18	68.2	-14.02	296	333	V

Pk - Peak detector

**2TX, 484T+242T (Non-Contiguous MRU3)
 BANDEDGE (LOW CHANNEL)**

HORIZONTAL RESULT



Marker	Frequency (GHz)	Meter Reading (dBuV)	Det	89509 ACF (dB/m)	Gain/Loss (dB)	DC Corr (dB)	Corrected Reading (dBuV/m)	Average Limit (dBuV/m)	Margin (dB)	Peak Limit (dBuV/m)	PK Margin (dB)	Azimuth (Degs)	Height (cm)	Polarity
1	*** 5.45998	37.1	Pk	34.6	-18.6	0	53.1	-	-	74	-20.9	338	124	H
2	*** 5.43944	39.4	Pk	34.6	-18.6	0	55.4	-	-	74	-18.6	338	124	H
5	*** 5.45998	26.61	ADV	34.6	-18.6	.21	42.82	54	-11.18	-	-	338	124	H
6	*** 5.45344	27.8	ADV	34.6	-18.7	.21	43.91	54	-10.09	-	-	338	124	H
8	5.46092	26.95	ADV	34.6	-18.6	.21	43.16	-	-	-	-	338	124	H
4	5.46224	40.1	Pk	34.6	-18.6	0	56.1	-	-	68.2	-12.1	338	124	H
3	5.47	36.35	Pk	34.6	-18.6	0	52.35	-	-	68.2	-15.85	338	124	H
7	5.47	25.42	ADV	34.6	-18.6	.21	41.63	-	-	-	-	338	124	H

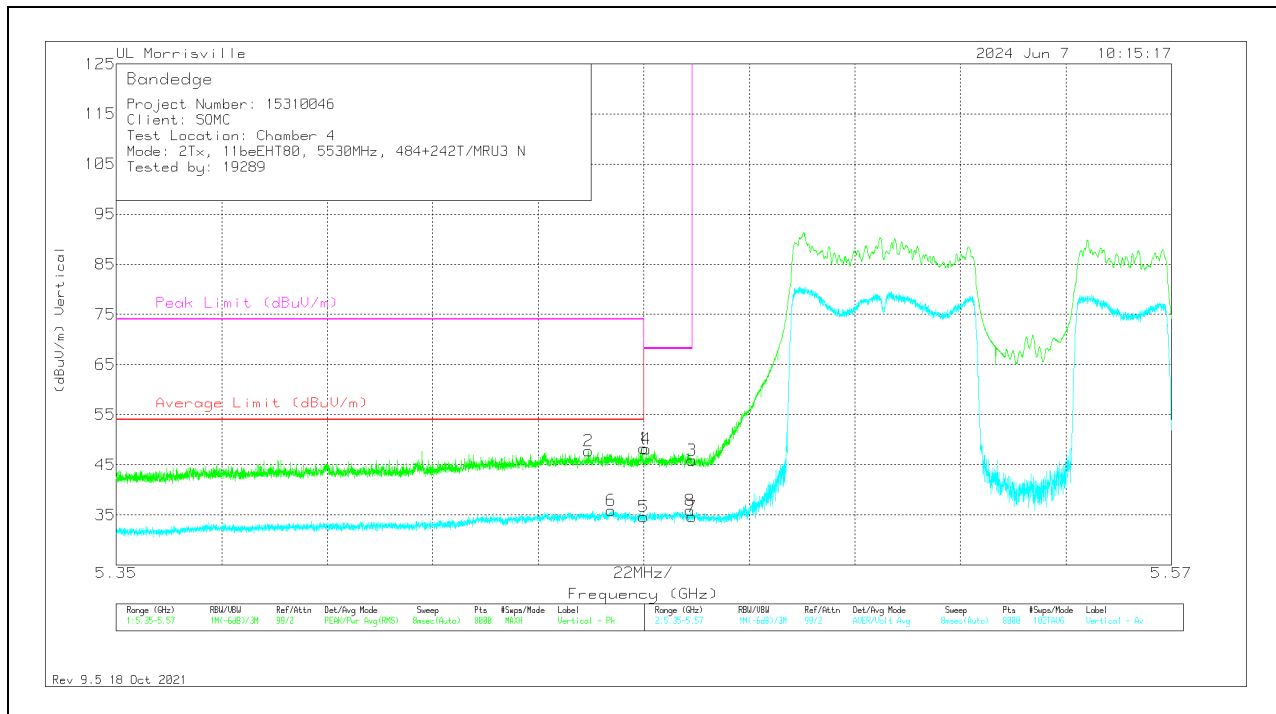
* - indicates frequency in CFR47 Pt 15 / IC RSS-Restricted Band

** - indicates frequency in Taiwan NCC LP0002 Restricted Band

Pk - Peak detector

ADV - Linear Voltage Average

VERTICAL RESULT



Marker	Frequency (GHz)	Meter Reading (dBuV)	Det	89509 ACF (dB/m)	Gain/Loss (dB)	DC Corr (dB)	Corrected Reading (dBuV/m)	Average Limit (dBuV/m)	Margin (dB)	Peak Limit (dBuV/m)	PK Margin (dB)	Azimuth (Degs)	Height (cm)	Polarity
1	** * 5.45998	32.26	Pk	34.6	-18.6	0	48.26	-	-	74	-25.74	66	130	V
2	** * 5.44846	31.88	Pk	34.6	-18.7	0	47.78	-	-	74	-26.22	66	130	V
5	** * 5.45998	18.41	ADV	34.6	-18.6	.21	34.62	54	-19.38	-	-	66	130	V
6	** * 5.45325	19.81	ADV	34.6	-18.7	.21	35.92	54	-18.08	-	-	66	130	V
4	5.46051	32.18	Pk	34.6	-18.6	0	48.18	-	-	68.2	-20.02	66	130	V
8	5.46969	19.7	ADV	34.6	-18.6	.21	35.91	-	-	-	-	66	130	V
3	5.47	29.93	Pk	34.6	-18.6	0	45.93	-	-	68.2	-22.27	66	130	V
7	5.47	18.45	ADV	34.6	-18.6	.21	34.66	-	-	-	-	66	130	V

* - indicates frequency in CFR47 Pt 15 / IC RSS-Restricted Band

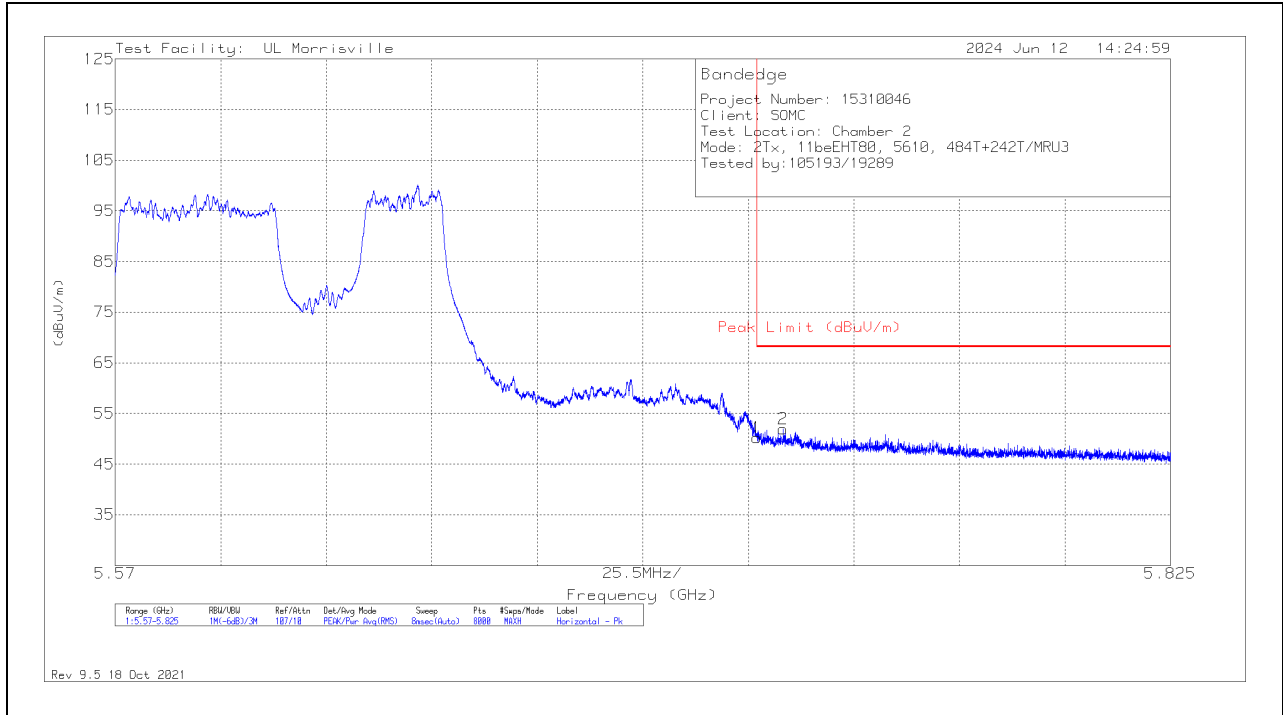
** - indicates frequency in Taiwan NCC LP0002 Restricted Band

Pk - Peak detector

ADV - Linear Voltage Average

BANEDGE (HIGH CHANNEL)

HORIZONTAL RESULT



Marker	Frequency (GHz)	Meter Reading (dBuV)	Det	86408 (dB/m)	Gain/Loss (dB)	Corrected Reading (dBuV/m)	Peak Limit (dBuV/m)	PK Margin (dB)	Azimuth (Degs)	Height (cm)	Polarity
1	5.72503	38.56	Pk	34.7	-23	50.26	68.2	-17.94	79	260	H
2	5.73147	40.35	Pk	34.7	-23.1	51.95	68.2	-16.25	79	260	H

Pk - Peak detector

VERTICAL RESULT



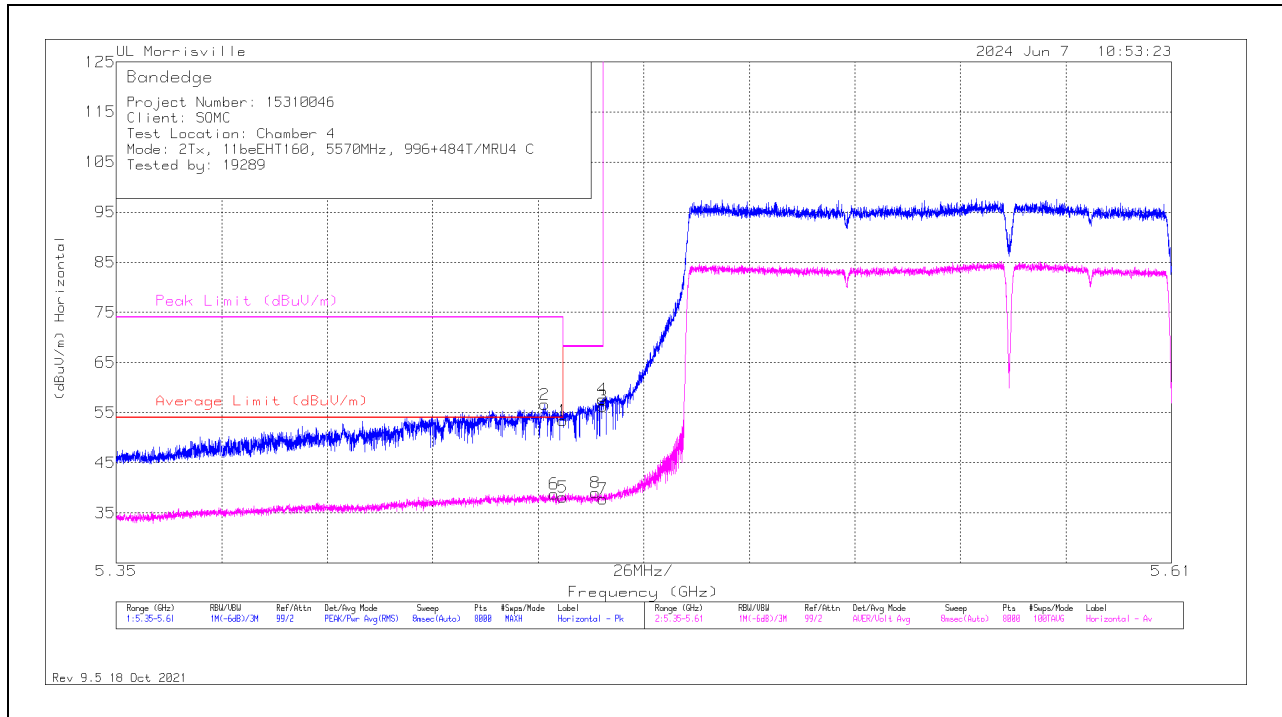
Marker	Frequency (GHz)	Meter Reading (dBuV)	Det	86408 (dB/m)	Gain/Loss (dB)	Corrected Reading (dBuV/m)	Peak Limit (dBuV/m)	PK Margin (dB)	Azimuth (Degs)	Height (cm)	Polarity
1	5.72503	36.37	Pk	34.7	-23	48.07	68.2	-20.13	25	321	V
2	5.73791	40.35	Pk	34.7	-23.2	51.85	68.2	-16.35	25	321	V

Pk - Peak detector

11.1.8. TX ABOVE 1 GHz 802.11be EHT160 MODE IN THE 5.6GHz BAND

2TX, 996T+484T (Contiguous MRU4) BANDEDGE (LOW SIDE)

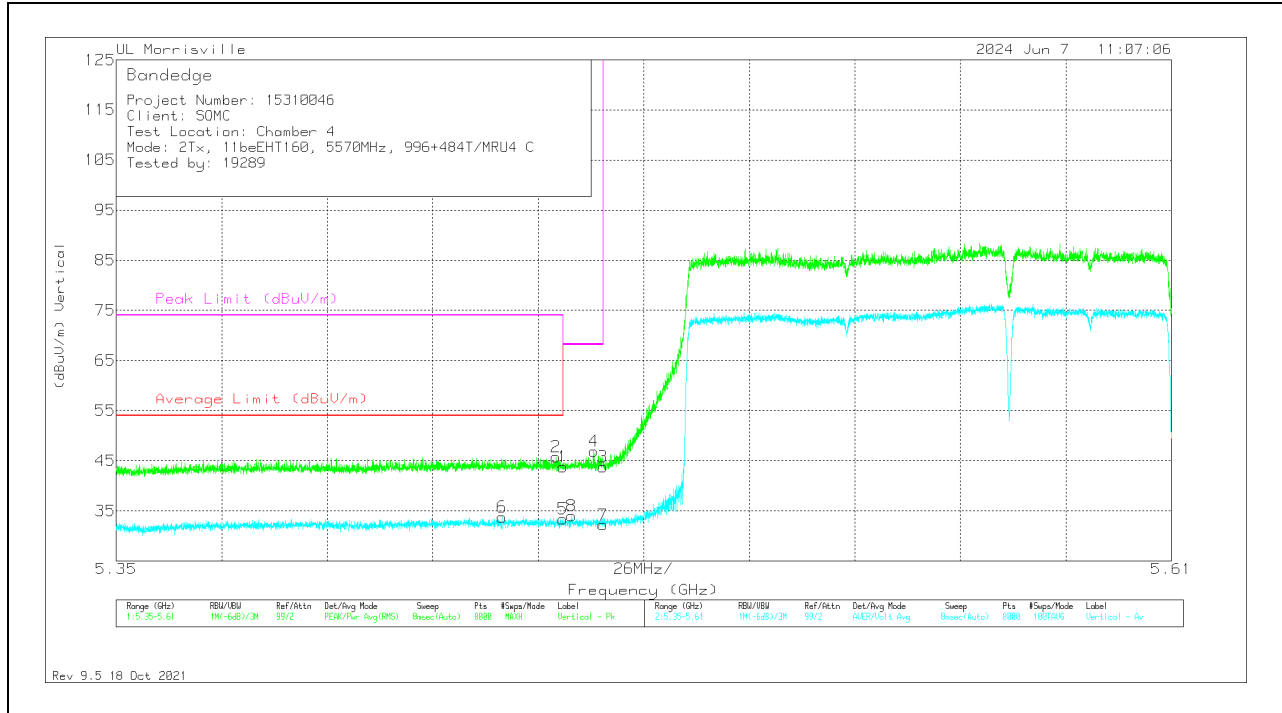
HORIZONTAL RESULT



Marker	Frequency (GHz)	Meter Reading (dBuV)	Det	89509 ACF (dB/m)	Gain/Loss (dB)	Corrected Reading (dBuV/m)	Average Limit (dBuV/m)	Margin (dB)	Peak Limit (dBuV/m)	PK Margin (dB)	Azimuth (Degs)	Height (cm)	Polarity
1	*** 5.45999	37.43	Pk	34.6	-18.6	53.43	-	-	74	-20.57	345	130	H
2	*** 5.45557	40.71	Pk	34.6	-18.7	56.61	-	-	74	-17.39	345	130	H
5	** 5.45999	22.09	ADV	34.6	-18.6	38.09	54	-15.91	-	-	345	130	H
6	*** 5.45785	22.8	ADV	34.6	-18.6	38.8	54	-15.2	-	-	345	130	H
8	5.46805	23.03	ADV	34.6	-18.6	39.03	-	-	-	-	345	130	H
4	5.46974	41.69	Pk	34.6	-18.6	57.69	-	-	68.2	-10.51	345	130	H
3	5.46997	40.29	Pk	34.6	-18.6	56.29	-	-	68.2	-11.91	345	130	H
7	5.46997	21.73	ADV	34.6	-18.6	37.73	-	-	-	-	345	130	H

* - indicates frequency in CFR47 Pt 15 / IC RSS-Restricted Band
 ** - indicates frequency in Taiwan NCC LP0002 Restricted Band
 Pk - Peak detector
 ADV - Linear Voltage Average

VERTICAL RESULT



Marker	Frequency (GHz)	Meter Reading (dBuV)	Det	89509 ACF (dB/m)	Gain/Loss (dB)	Corrected Reading (dBuV/m)	Average Limit (dBuV/m)	Margin (dB)	Peak Limit (dBuV/m)	PK Margin (dB)	Azimuth (Degs)	Height (cm)	Polarity
1	*** 5.45999	27.72	Pk	34.6	-18.6	43.72	-	-	74	-30.28	62	113	V
2	*** 5.4584	29.77	PK	34.6	-18.6	45.77	-	-	74	-28.23	62	113	V
5	*** 5.45999	17.36	ADV	34.6	-18.6	33.36	54	-20.64	-	-	62	113	V
6	*** 5.44511	17.86	ADV	34.6	-18.7	33.76	54	-20.24	-	-	62	113	V
8	5.4622	18.04	ADV	34.6	-18.6	34.04	-	-	-	-	62	113	V
4	5.4677	30.92	Pk	34.6	-18.6	46.92	-	-	68.2	-21.28	62	113	V
3	5.46997	27.77	Pk	34.6	-18.6	43.77	-	-	68.2	-24.43	62	113	V
7	5.46997	16.19	ADV	34.6	-18.6	32.19	-	-	-	-	62	113	V

* - indicates frequency in CFR47 Pt 15 / IC RSS-Restricted Band

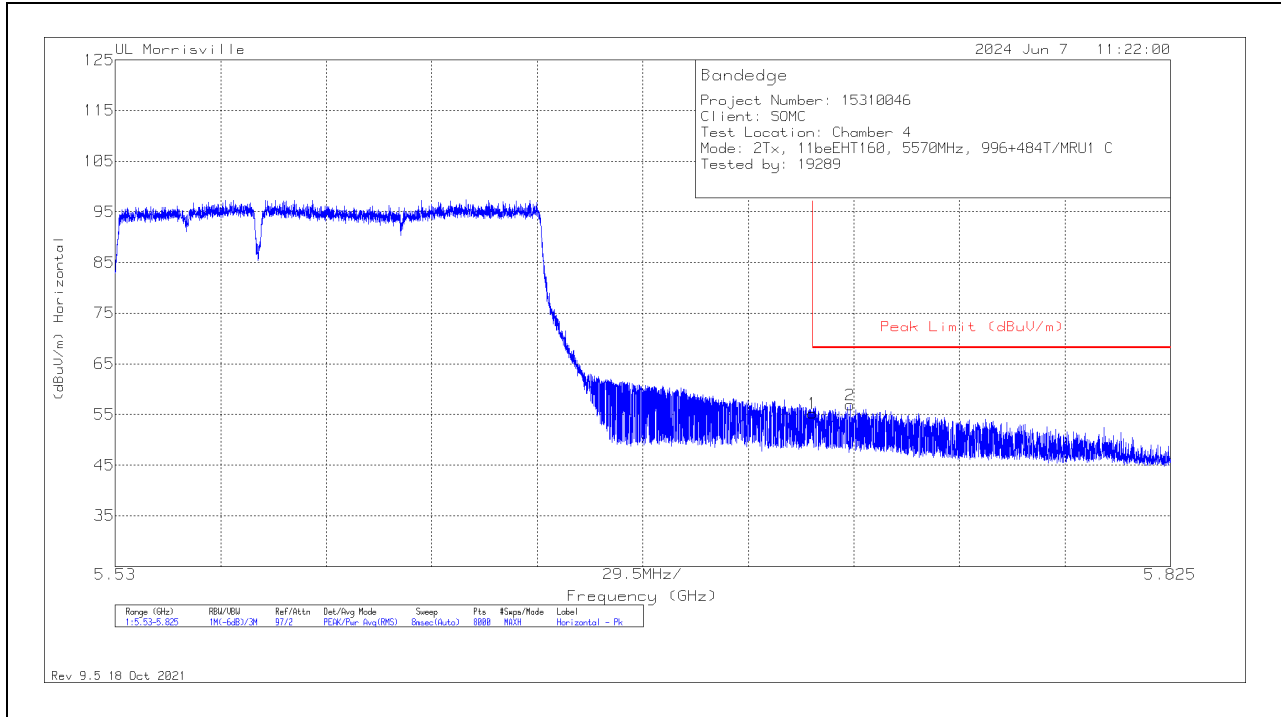
** - indicates frequency in Taiwan NCC LP0002 Restricted Band

Pk - Peak detector

ADV - Linear Voltage Average

2TX, 996T+484T (Contiguous MRU1)
BANEDGE (HIGH SIDE)

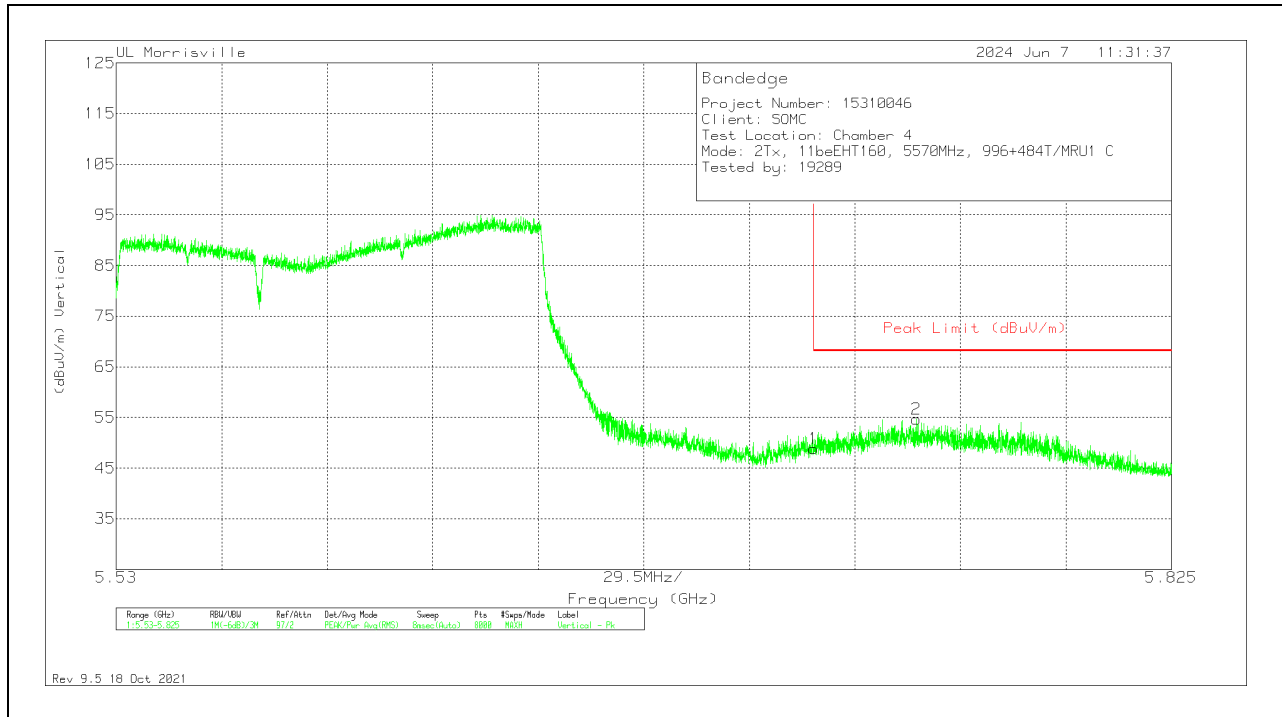
HORIZONTAL RESULT



Marker	Frequency (GHz)	Meter Reading (dBuV)	Det	89509 ACF (dB/m)	Gain/Loss (dB)	Corrected Reading (dBuV/m)	Peak Limit (dBuV/m)	PK Margin (dB)	Azimuth (Degs)	Height (cm)	Polarity
1	5.72502	38.63	Pk	34.7	-18.1	55.23	68.2	-12.97	342	118	H
2	5.73542	40.15	Pk	34.7	-18	56.85	68.2	-11.35	342	118	H

Pk - Peak detector

VERTICAL RESULT

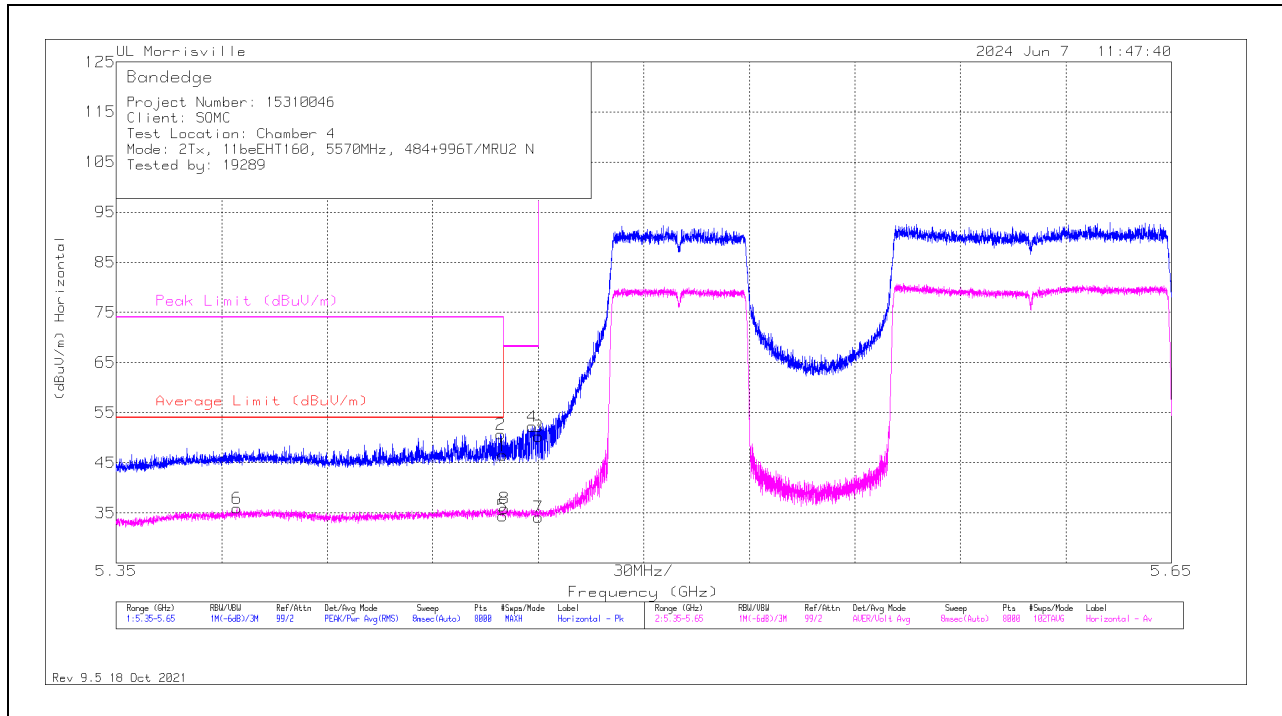


Marker	Frequency (GHz)	Meter Reading (dBuV)	Det	89509 ACF (dB/m)	Gain/Loss (dB)	Corrected Reading (dBuV/m)	Peak Limit (dBuV/m)	PK Margin (dB)	Azimuth (Degs)	Height (cm)	Polarity
1	5.72502	32.22	Pk	34.7	-18.1	48.82	68.2	-19.38	11	393	V
2	5.75368	38.32	Pk	34.7	-18.3	54.72	68.2	-13.48	11	393	V

PK - Peak detector

2TX, 484T+996T (Non-Contiguous MRU2)
BANDEDGE (LOW SIDE)

HORIZONTAL RESULT



Marker	Frequency (GHz)	Meter Reading (dBuV)	Det	89509 ACF (dB/m)	Gain/Loss (dB)	DC Corr (dB)	Corrected Reading (dBuV/m)	Average Limit (dBuV/m)	Margin (dB)	Peak Limit (dBuV/m)	PK Margin (dB)	Azimuth (Degs)	Height (cm)	Polarity
1	*** 5.45996	30.46	Pk	34.6	-18.6	0	46.46	-	-	74	-27.54	95	121	H
2	*** 5.45929	34.71	Pk	34.6	-18.6	0	50.71	-	-	74	-23.29	95	121	H
5	*** 5.45996	18.16	ADV	34.6	-18.6	.2	34.36	54	-19.64	-	-	95	121	H
6	*** 5.38428	19.94	ADV	34.5	-18.7	.2	35.94	54	-18.06	-	-	95	121	H
8	5.46034	19.65	ADV	34.6	-18.6	.2	35.85	-	-	-	-	95	121	H
4	5.46822	36.22	Pk	34.6	-18.6	0	52.22	-	-	68.2	-15.98	95	121	H
3	5.46998	34.27	Pk	34.6	-18.6	0	50.27	-	-	68.2	-17.93	95	121	H
7	5.46998	17.89	ADV	34.6	-18.6	.2	34.09	-	-	-	-	95	121	H

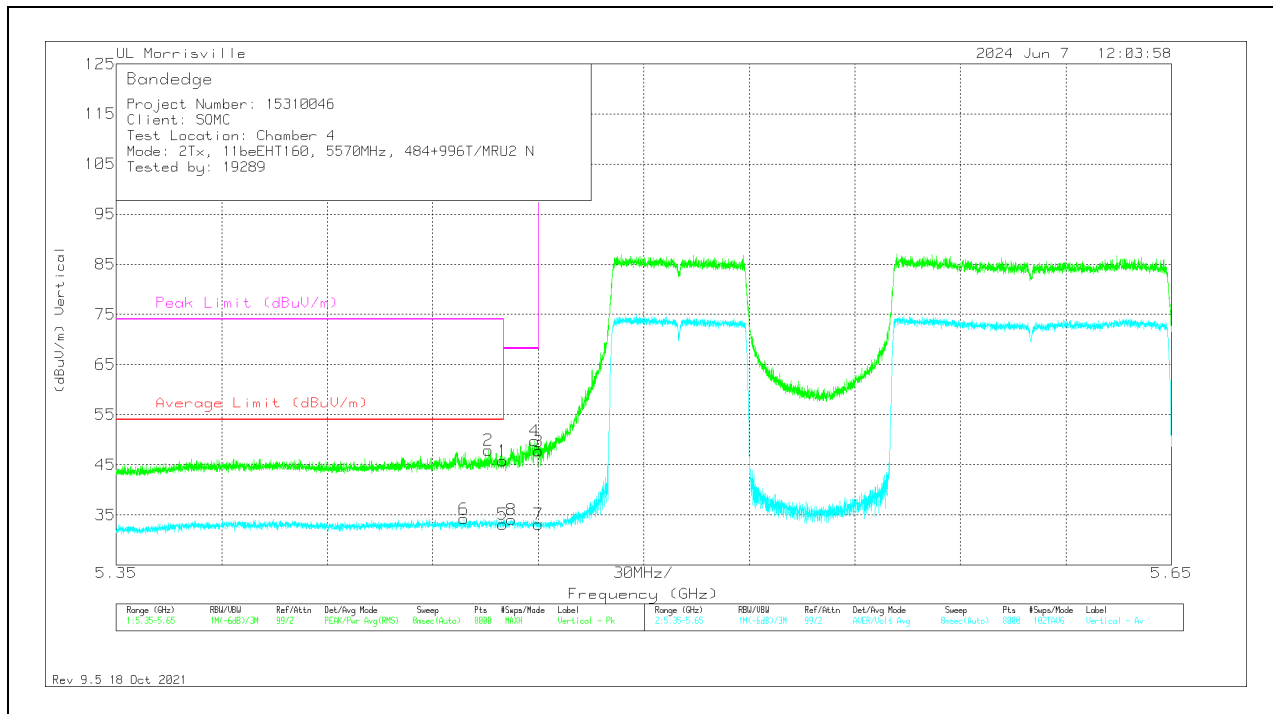
* - indicates frequency in CFR47 Pt 15 / IC RSS-Restricted Band

** - indicates frequency in Taiwan NCC LP0002 Restricted Band

Pk - Peak detector

ADV - Linear Voltage Average

VERTICAL RESULT



Marker	Frequency (GHz)	Meter Reading (dBuV)	Det	89509 ACF (dB/m)	Gain/Loss (dB)	DC Corr (dB)	Corrected Reading (dBuV/m)	Average Limit (dBuV/m)	Margin (dB)	Peak Limit (dBuV/m)	PK Margin (dB)	Azimuth (Degs)	Height (cm)	Polarity
1	* ** 5.45996	29.82	Pk	34.6	-18.6	0	45.82	-	-	74	-28.18	73	107	V
2	* ** 5.45576	31.96	Pk	34.6	-18.7	0	47.86	-	-	74	-26.14	73	107	V
5	* ** 5.45996	16.95	ADV	34.6	-18.6	.2	33.15	54	-20.85	-	-	73	107	V
6	* ** 5.44879	18.09	ADV	34.6	-18.7	.2	34.19	54	-19.81	-	-	73	107	V
8	5.46237	17.86	ADV	34.6	-18.6	.2	34.06	-	-	-	-	73	107	V
4	5.46889	33.74	Pk	34.6	-18.6	0	49.74	-	-	68.2	-18.46	73	107	V
3	5.46998	31.71	Pk	34.6	-18.6	0	47.71	-	-	68.2	-20.49	73	107	V
7	5.46998	16.95	ADV	34.6	-18.6	.2	33.15	-	-	-	-	73	107	V

* - indicates frequency in CFR47 Pt 15 / IC RSS-Restricted Band

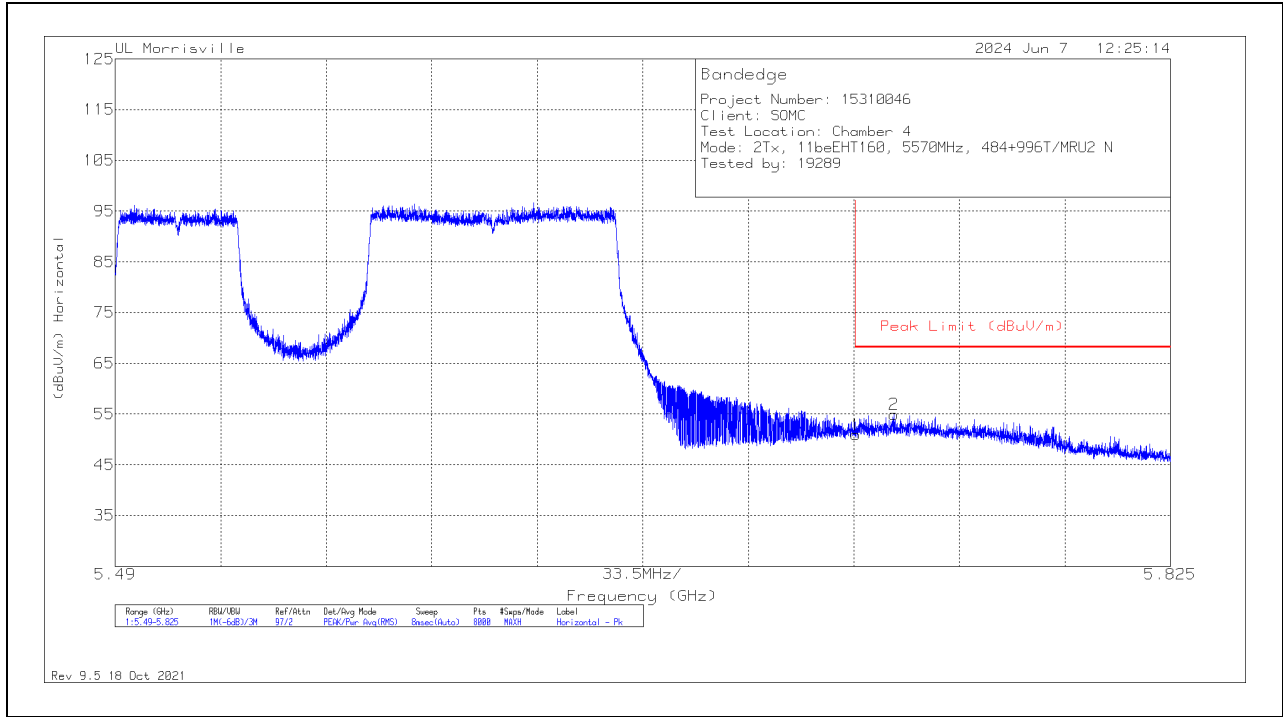
** - indicates frequency in Taiwan NCC LP0002 Restricted Band

Pk - Peak detector

ADV - Linear Voltage Average

BANEDGE (HIGH SIDE)

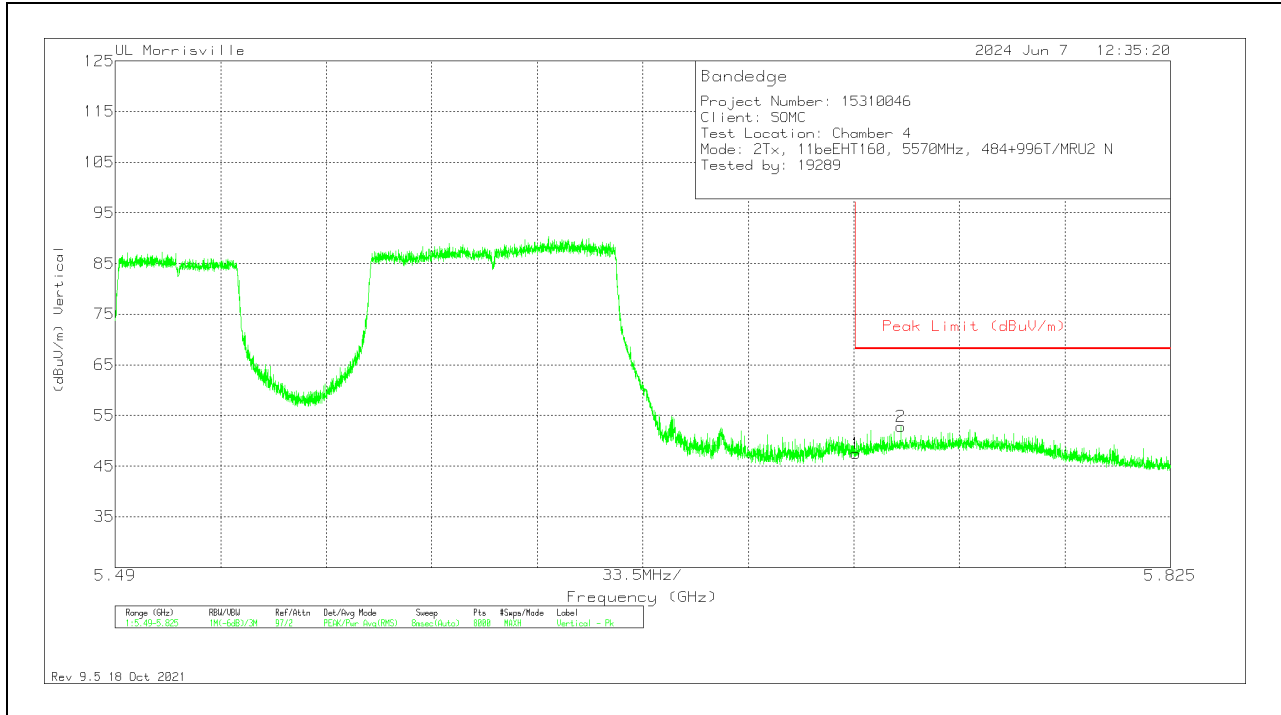
HORIZONTAL RESULT



Marker	Frequency (GHz)	Meter Reading (dBuV)	Det	89509 ACF (dB/m)	Gain/Loss (dB)	Corrected Reading (dBuV/m)	Peak Limit (dBuV/m)	PK Margin (dB)	Azimuth (Degs)	Height (cm)	Polarity
1	5.72503	34.3	Pk	34.7	-18.1	50.9	68.2	-17.3	342	128	H
2	5.73726	38.2	Pk	34.7	-18	54.9	68.2	-13.3	342	128	H

Pk - Peak detector

VERTICAL RESULT

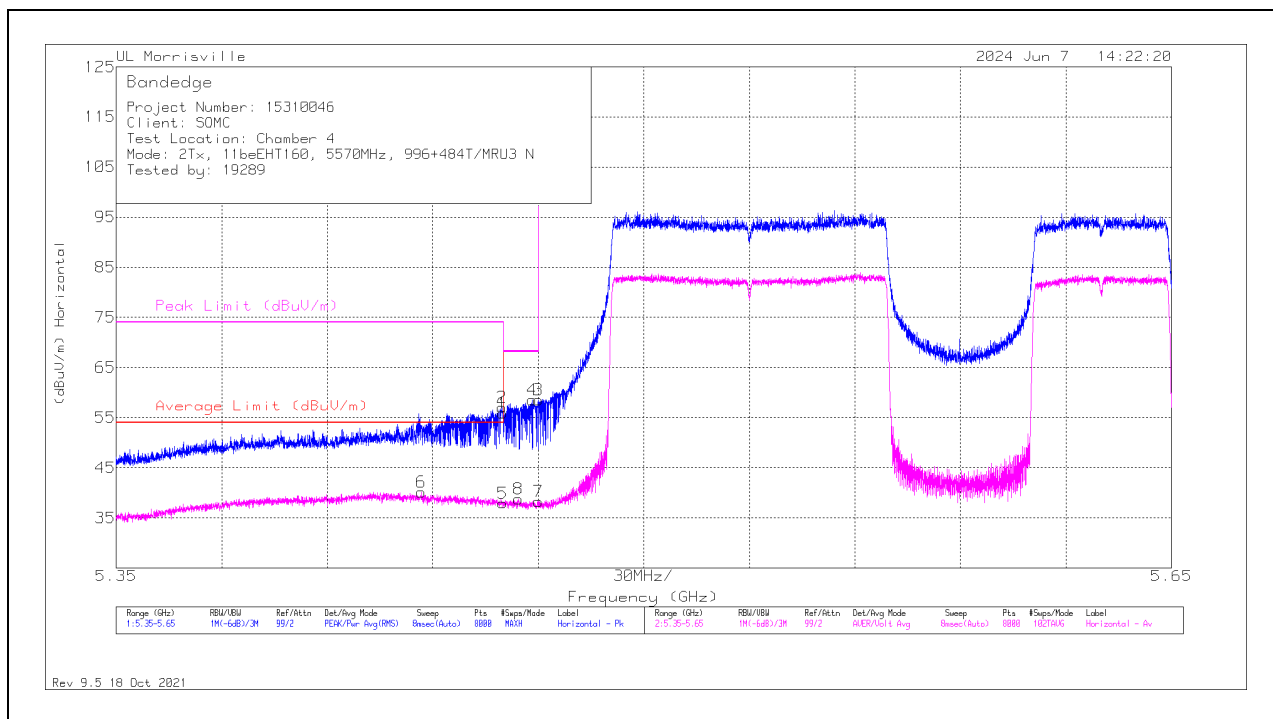


Marker	Frequency (GHz)	Meter Reading (dBuV)	Det	89509 ACF (dB/m)	Gain/Loss (dB)	Corrected Reading (dBuV/m)	Peak Limit (dBuV/m)	PK Margin (dB)	Azimuth (Degs)	Height (cm)	Polarity
1	5.72503	30.93	Pk	34.7	-18.1	47.53	68.2	-20.67	166	248	V
2	5.73944	36.13	Pk	34.7	-18	52.83	68.2	-15.37	166	248	V

PK - Peak detector

2TX, 996T+484T (Non-Contiguous MRU3)
BANDEDGE (LOW SIDE)

HORIZONTAL RESULT



Marker	Frequency (GHz)	Meter Reading (dBuV)	Det	89509 ACF (dB/m)	Gain/Loss (dB)	DC Corr (dB)	Corrected Reading (dBuV/m)	Average Limit (dBuV/m)	Margin (dB)	Peak Limit (dBuV/m)	PK Margin (dB)	Azimuth (Degs)	Height (cm)	Polarity
1	* ** 5.45996	39.85	Pk	34.6	-18.6	0	55.85	-	-	74	-18.15	338	121	H
2	* ** 5.4597	41.09	Pk	34.6	-18.6	0	57.09	-	-	74	-16.91	338	121	H
5	* ** 5.45996	21.74	ADV	34.6	-18.6	.2	37.94	54	-16.06	-	-	338	121	H
6	* ** 5.43679	23.89	ADV	34.6	-18.6	.2	40.09	54	-13.91	-	-	338	121	H
8	5.46428	22.56	ADV	34.6	-18.6	.2	38.76	-	-	-	-	338	121	H
4	5.46825	42.51	Pk	34.6	-18.6	0	58.51	-	-	68.2	-9.69	338	121	H
3	5.46998	42.59	Pk	34.6	-18.6	0	58.59	-	-	68.2	-9.61	338	121	H
7	5.46998	22.09	ADV	34.6	-18.6	.2	38.29	-	-	-	-	338	121	H

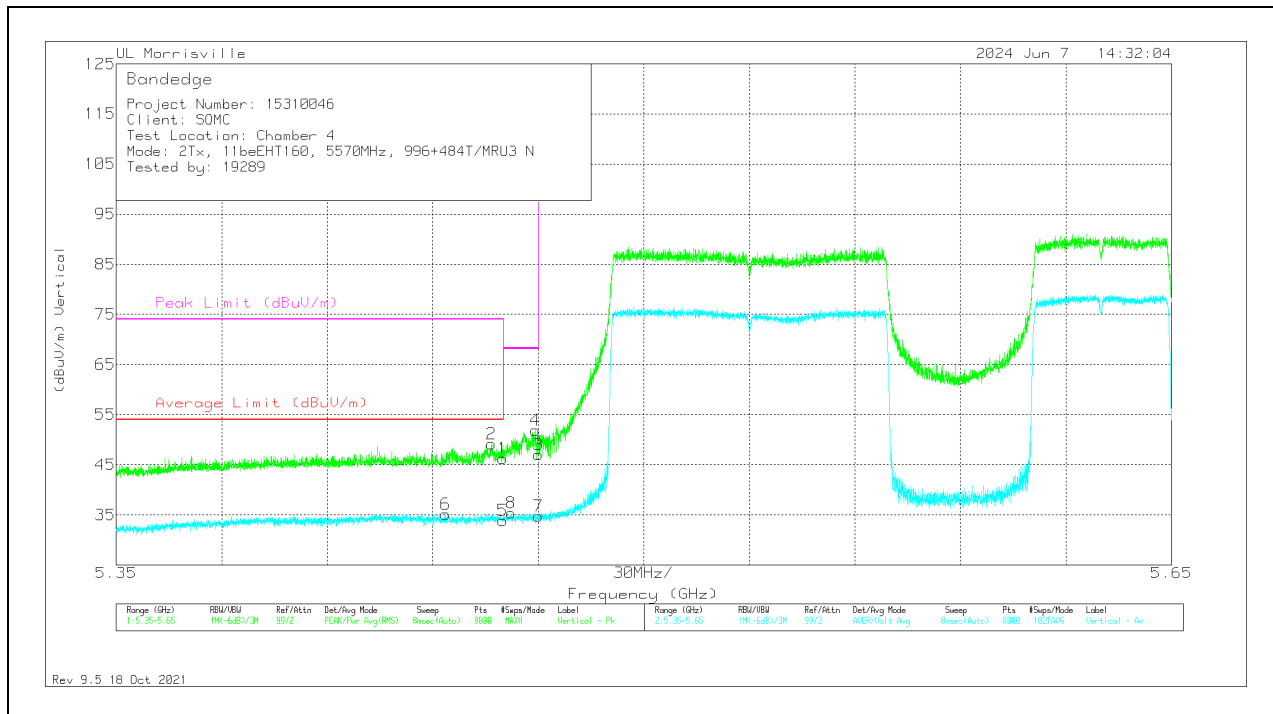
* - indicates frequency in CFR47 Pt 15 / IC RSS-Restricted Band

** - indicates frequency in Taiwan NCC LP0002 Restricted Band

Pk - Peak detector

ADV - Linear Voltage Average

VERTICAL RESULT



Marker	Frequency (GHz)	Meter Reading (dBuV)	Det	89509 ACF (dB/m)	Gain/Loss (dB)	DC Corr (dB)	Corrected Reading (dBuV/m)	Average Limit (dBuV/m)	Margin (dB)	Peak Limit (dBuV/m)	PK Margin (dB)	Azimuth (Degs)	Height (cm)	Polarity
1	*** 5.45996	30.23	Pk	34.6	-18.6	0	46.23	-	-	74	-27.77	350	360	V
2	*** 5.45663	33.24	Pk	34.6	-18.7	0	49.14	-	-	74	-24.86	350	360	V
5	** 5.45996	17.65	ADV	34.6	-18.6	.2	33.85	54	-20.15	-	-	350	360	V
6	*** 5.44365	19.06	ADV	34.6	-18.7	.2	35.16	54	-18.84	-	-	350	360	V
8	5.46229	19.15	ADV	34.6	-18.6	.2	35.35	-	-	-	-	350	360	V
4	5.46912	35.89	Pk	34.6	-18.6	0	51.89	-	-	68.2	-16.31	350	360	V
3	5.46998	30.98	Pk	34.6	-18.6	0	46.98	-	-	68.2	-21.22	350	360	V
7	5.46998	18.54	ADV	34.6	-18.6	.2	34.74	-	-	-	-	350	360	V

* - indicates frequency in CFR47 Pt 15 / IC RSS-Restricted Band

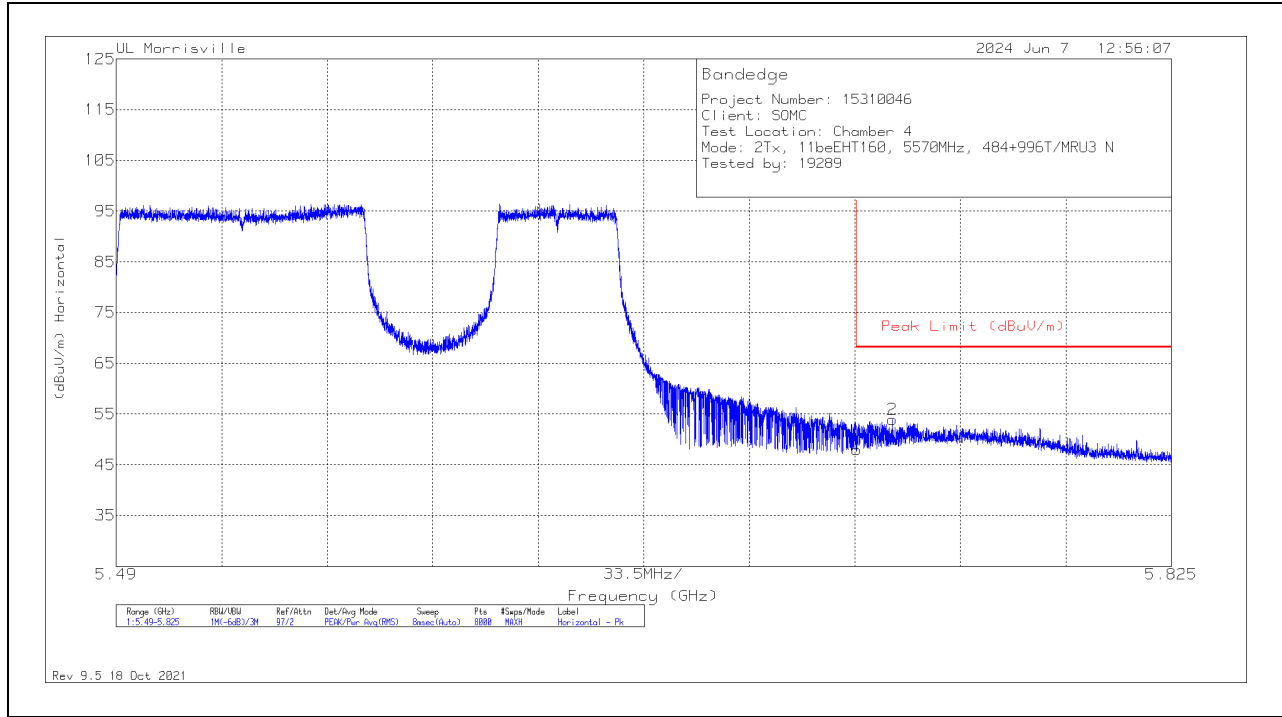
** - indicates frequency in Taiwan NCC LP0002 Restricted Band

Pk - Peak detector

ADV - Linear Voltage Average

BANDEDGE (HIGH SIDE)

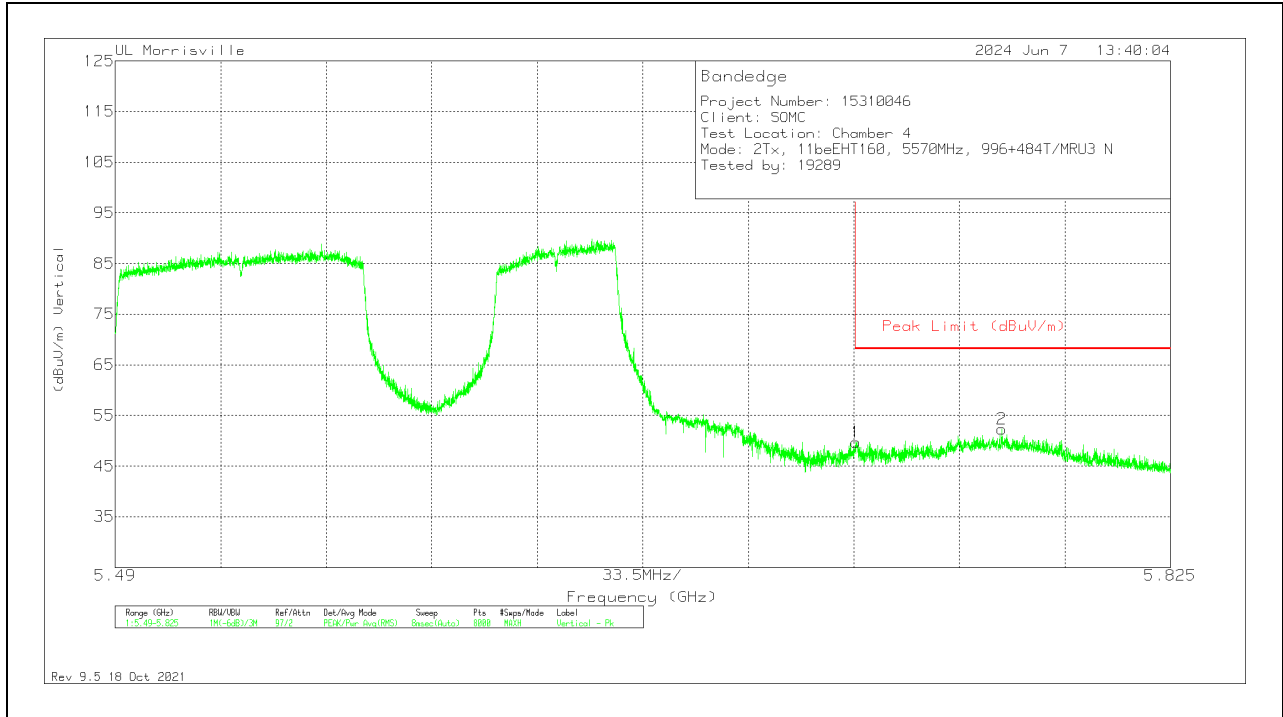
HORIZONTAL RESULT



Marker	Frequency (GHz)	Meter Reading (dBuV)	Det	89509 ACF (dB/m)	Gain/Loss (dB)	Corrected Reading (dBuV/m)	Peak Limit (dBuV/m)	PK Margin (dB)	Azimuth (Degs)	Height (cm)	Polarity
1	5.72503	31.41	Pk	34.7	-18.1	48.01	68.2	-20.19	336	130	H
2	5.73646	37.19	Pk	34.7	-18	53.89	68.2	-14.31	336	130	H

Pk - Peak detector

VERTICAL RESULT

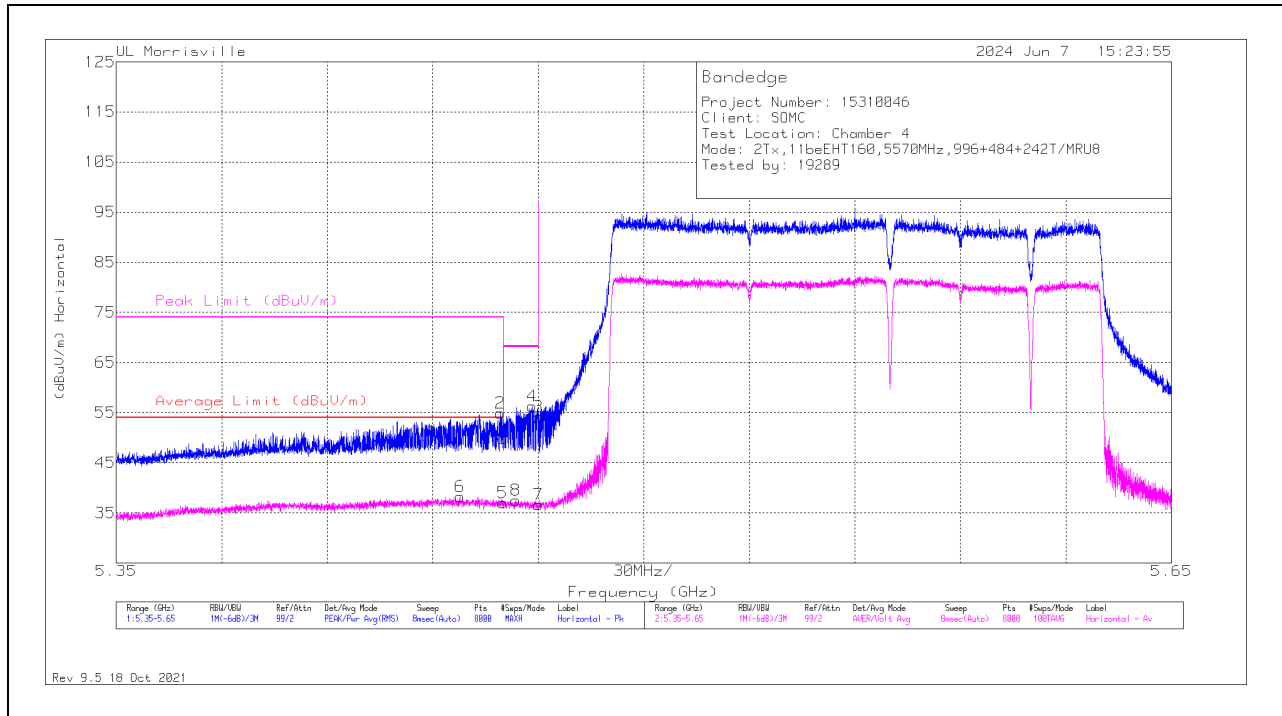


Marker	Frequency (GHz)	Meter Reading (dBuV)	Det	89509 ACF (dB/m)	Gain/Loss (dB)	Corrected Reading (dBuV/m)	Peak Limit (dBuV/m)	PK Margin (dB)	Azimuth (Degs)	Height (cm)	Polarity
1	5.72503	33.17	Pk	34.7	-18.1	49.77	68.2	-18.43	160	343	V
2	5.77152	35.66	Pk	34.7	-18	52.36	68.2	-15.84	160	343	V

Pk - Peak detector

**2TX, 996T+484T+242T (Contiguous MRU8)
 BANDEDGE (LOW SIDE)**

HORIZONTAL RESULT



Marker	Frequency (GHz)	Meter Reading (dBuV)	Det	89509 ACF (dB/m)	Gain/Loss (dB)	Corrected Reading (dBuV/m)	Average Limit (dBuV/m)	Margin (dB)	Peak Limit (dBuV/m)	PK Margin (dB)	Azimuth (Degs)	Height (cm)	Polarity
1	*** 5.45996	33.86	Pk	34.6	-18.6	49.86	-	-	74	-24.14	329	127	H
2	*** 5.45921	38.89	Pk	34.6	-18.6	54.89	-	-	74	-19.11	329	127	H
5	*** 5.45996	21.02	ADV	34.6	-18.6	37.02	54	-16.98	-	-	329	127	H
6	*** 5.44781	22.35	ADV	34.6	-18.7	38.25	54	-15.75	-	-	329	127	H
8	5.46364	21.46	ADV	34.6	-18.6	37.46	-	-	-	-	329	127	H
4	5.46822	40.32	Pk	34.6	-18.6	56.32	-	-	68.2	-11.88	329	127	H
3	5.46998	38.15	Pk	34.6	-18.6	54.15	-	-	68.2	-14.05	329	127	H
7	5.46998	20.6	ADV	34.6	-18.6	36.6	-	-	-	-	329	127	H

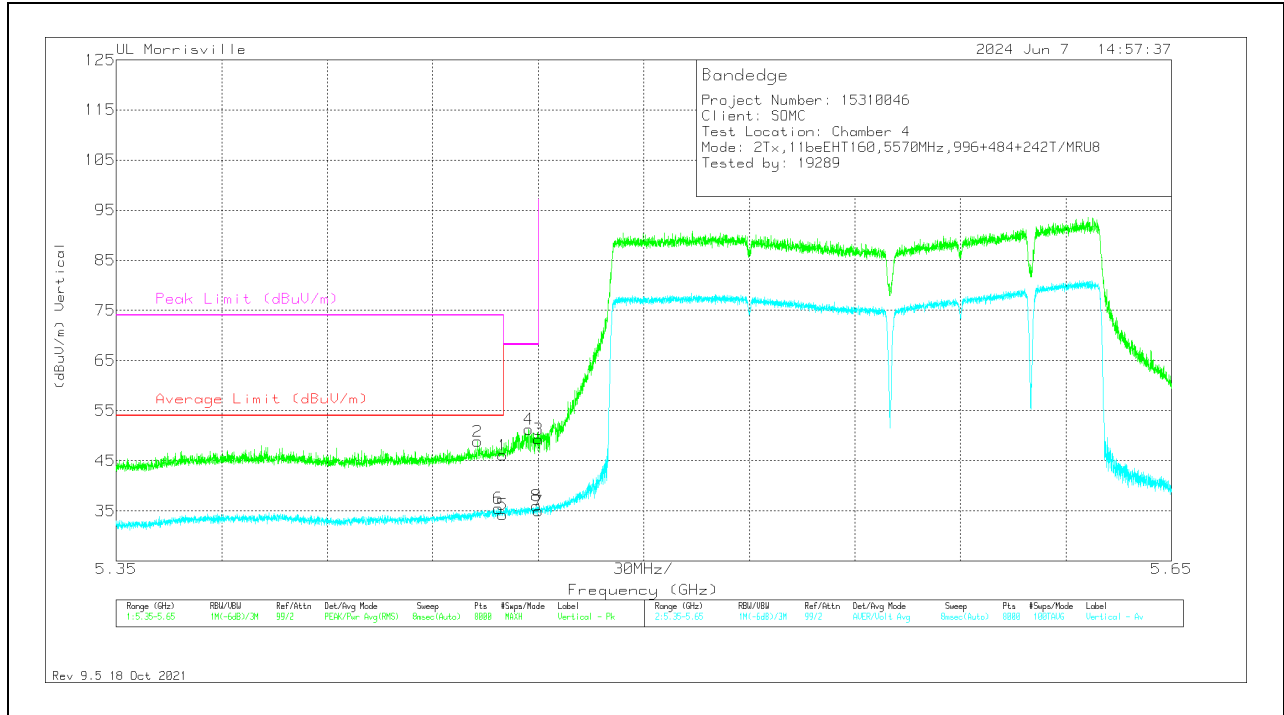
* - indicates frequency in CFR47 Pt 15 / IC RSS-Restricted Band

** - indicates frequency in Taiwan NCC LP0002 Restricted Band

Pk - Peak detector

ADV - Linear Voltage Average

VERTICAL RESULT



Marker	Frequency (GHz)	Meter Reading (dBuV)	Det	89509 ACF (dB/m)	Gain/Loss (dB)	Corrected Reading (dBuV/m)	Average Limit (dBuV/m)	Margin (dB)	Peak Limit (dBuV/m)	PK Margin (dB)	Azimuth (Degs)	Height (cm)	Polarity
1	*** 5.45996	30.09	Pk	34.6	-18.6	46.09	-	-	74	-27.91	23	355	V
2	*** 5.4528	32.94	PK	34.6	-18.7	48.84	-	-	74	-25.16	23	355	V
5	*** 5.45996	18.22	ADV	34.6	-18.6	34.22	54	-19.78	-	-	23	355	V
6	*** 5.45869	19.49	ADV	34.6	-18.6	35.49	54	-18.51	-	-	23	355	V
4	5.46728	35.28	Pk	34.6	-18.6	51.28	-	-	68.2	-16.92	23	355	V
8	5.46957	20	ADV	34.6	-18.6	36	-	-	-	-	23	355	V
3	5.46998	33.33	Pk	34.6	-18.6	49.33	-	-	68.2	-18.87	23	355	V
7	5.46998	18.95	ADV	34.6	-18.6	34.95	-	-	-	-	23	355	V

* - indicates frequency in CFR47 Pt 15 / IC RSS-Restricted Band

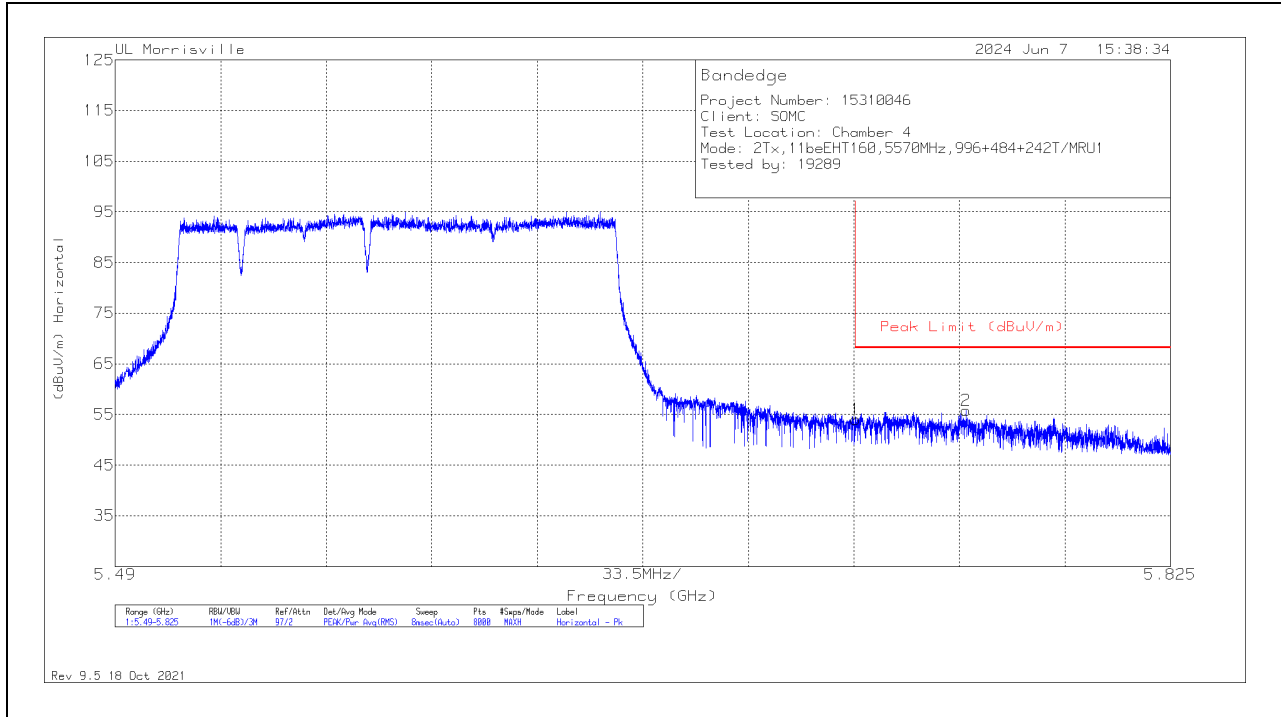
** - indicates frequency in Taiwan NCC LP0002 Restricted Band

PK - Peak detector

ADV - Linear Voltage Average

2TX, 996T+484T+242T (Contiguous MRU1)
BANEDGE (HIGH SIDE)

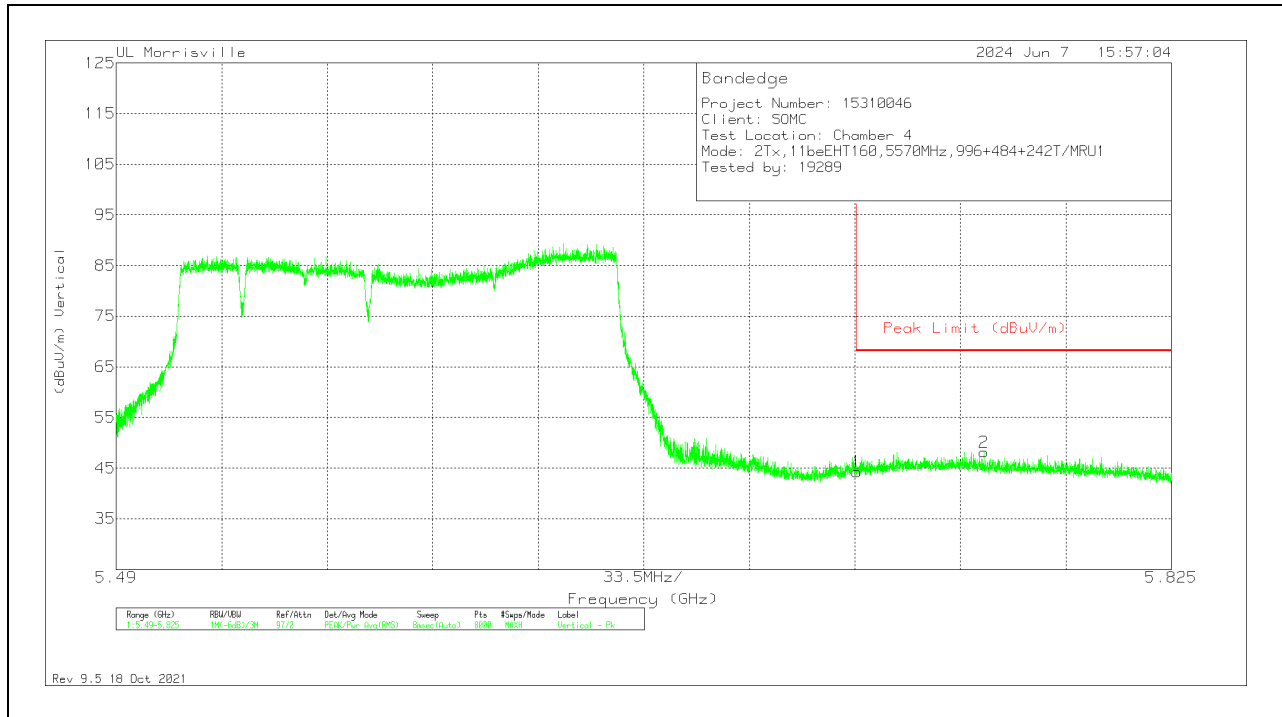
HORIZONTAL RESULT



Marker	Frequency (GHz)	Meter Reading (dBuV)	Det	89509 ACF (dB/m)	Gain/Loss (dB)	Corrected Reading (dBuV/m)	Peak Limit (dBuV/m)	PK Margin (dB)	Azimuth (Degs)	Height (cm)	Polarity
1	5.72503	37.44	Pk	34.7	-18.1	54.04	68.2	-14.16	65	135	H
2	5.76008	39.21	Pk	34.7	-18.1	55.81	68.2	-12.39	65	135	H

Pk - Peak detector

VERTICAL RESULT

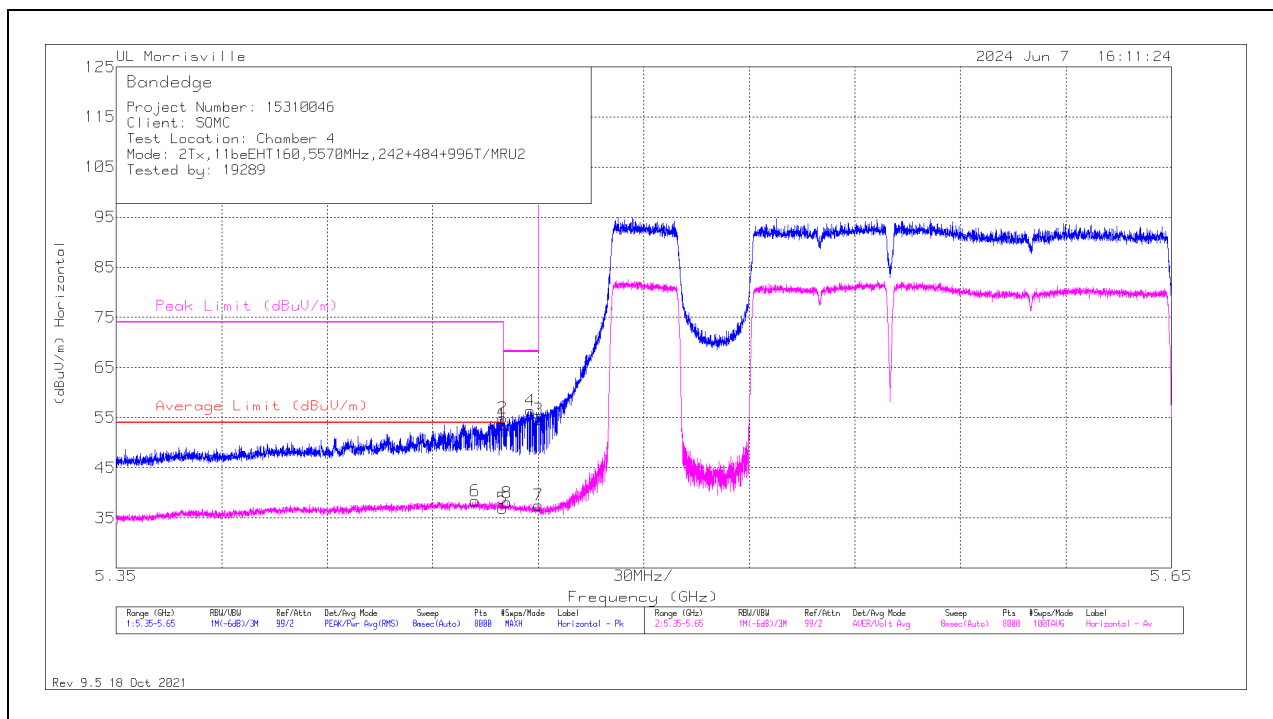


Marker	Frequency (GHz)	Meter Reading (dBuV)	Det	89509 ACF (dB/m)	Gain/Loss (dB)	Corrected Reading (dBuV/m)	Peak Limit (dBuV/m)	PK Margin (dB)	Azimuth (Degs)	Height (cm)	Polarity
1	5.72503	27.72	Pk	34.7	-18.1	44.32	68.2	-23.88	166	328	V
2	5.76553	31.47	Pk	34.7	-18	48.17	68.2	-20.03	166	328	V

Pk - Peak detector

**2TX, 242T+484T+996T (Non-Contiguous MRU2)
 BANDEDGE (LOW SIDE)**

HORIZONTAL RESULT



Marker	Frequency (GHz)	Meter Reading (dBuV)	Det	89509 ACF (dB/m)	Gain/Loss (dB)	Corrected Reading (dBuV/m)	Average Limit (dBuV/m)	Margin (dB)	Peak Limit (dBuV/m)	PK Margin (dB)	Azimuth (Degs)	Height (cm)	Polarity
1	*** 5.45996	37.59	Pk	34.6	-18.6	53.59	-	-	74	-20.41	329	125	H
2	*** 5.45993	38.91	Pk	34.6	-18.6	54.91	-	-	74	-19.09	329	125	H
5	*** 5.45996	20.91	ADV	34.6	-18.6	36.91	54	-17.09	-	-	329	125	H
6	*** 5.45209	22.48	ADV	34.6	-18.7	38.38	54	-15.62	-	-	329	125	H
8	5.46116	22.07	ADV	34.6	-18.6	38.07	-	-	-	-	329	125	H
4	5.4678	40.37	Pk	34.6	-18.6	56.37	-	-	68.2	-11.83	329	125	H
3	5.46998	38.63	Pk	34.6	-18.6	54.63	-	-	68.2	-13.57	329	125	H
7	5.46998	21.54	ADV	34.6	-18.6	37.54	-	-	-	-	329	125	H

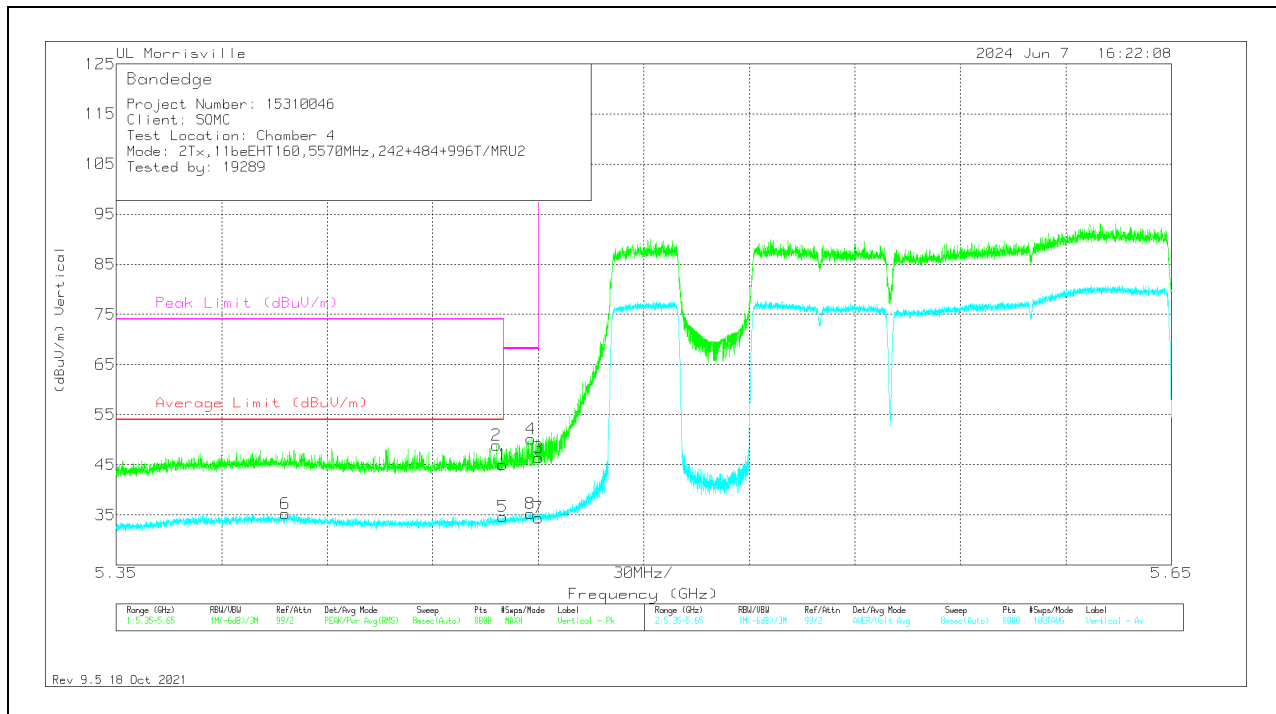
* - indicates frequency in CFR47 Pt 15 / IC RSS-Restricted Band

** - indicates frequency in Taiwan NCC LP0002 Restricted Band

Pk - Peak detector

ADV - Linear Voltage Average

VERTICAL RESULT

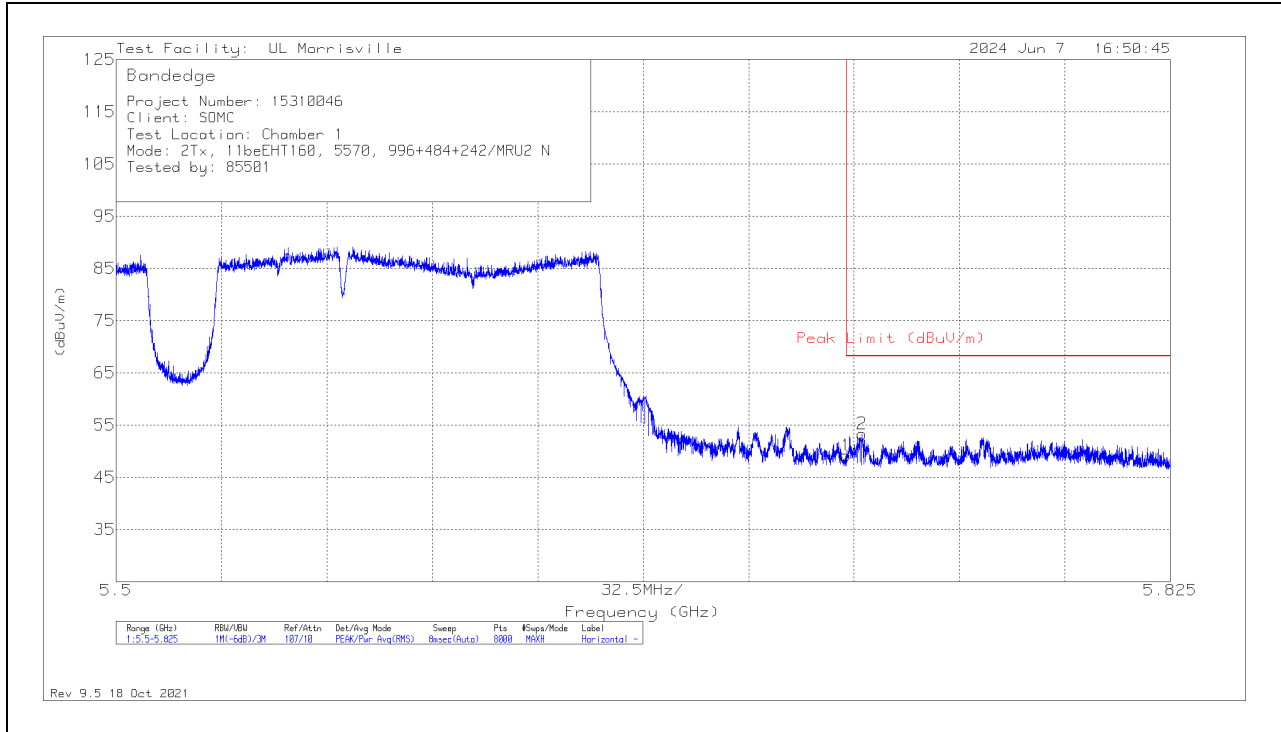


Marker	Frequency (GHz)	Meter Reading (dBuV)	Det	89509 ACF (dB/m)	Gain/Loss (dB)	Corrected Reading (dBuV/m)	Average Limit (dBuV/m)	Margin (dB)	Peak Limit (dBuV/m)	PK Margin (dB)	Azimuth (Degs)	Height (cm)	Polarity
1	*** 5.45996	28.99	Pk	34.6	-18.6	44.99	-	-	74	-29.01	13	355	V
2	*** 5.45813	32.93	PK	34.6	-18.6	48.93	-	-	74	-25.07	13	355	V
5	*** 5.45996	18.61	ADV	34.6	-18.6	34.61	54	-19.39	-	-	13	355	V
6	*** 5.39804	19.14	ADV	34.6	-18.5	35.24	54	-18.76	-	-	13	355	V
8	5.46769	19.28	ADV	34.6	-18.6	35.28	-	-	-	-	13	355	V
4	5.46792	34.18	Pk	34.6	-18.6	50.18	-	-	68.2	-18.02	13	355	V
3	5.46998	30.43	Pk	34.6	-18.6	46.43	-	-	68.2	-21.77	13	355	V
7	5.46998	18.35	ADV	34.6	-18.6	34.35	-	-	-	-	13	355	V

* - indicates frequency in CFR47 Pt 15 / IC RSS-Restricted Band
 ** - indicates frequency in Taiwan NCC LP0002 Restricted Band
 Pk - Peak detector
 ADV - Linear Voltage Average

BANDEDGE (HIGH SIDE)

HORIZONTAL RESULT

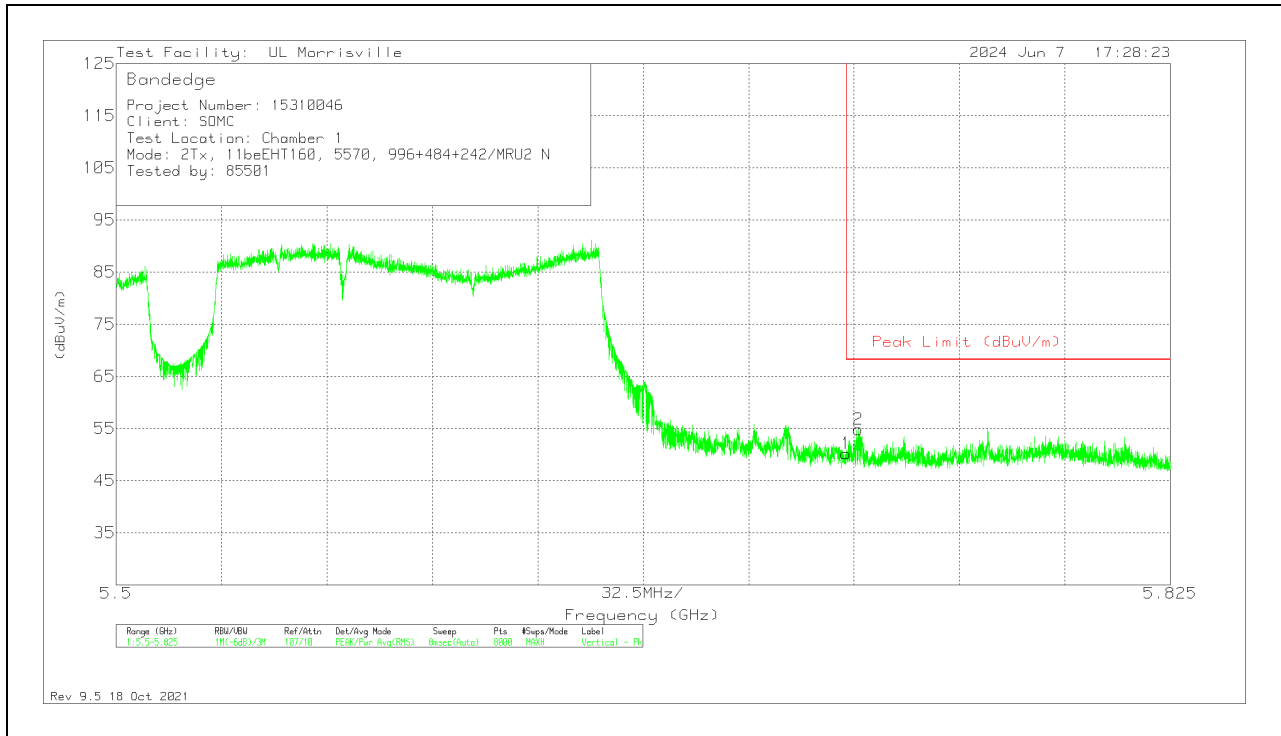


Marker	Frequency (GHz)	Meter Reading (dBuV)	Det	135143 (dB/m)	Gain/Loss (dB)	Corrected Reading (dBuV/m)	Peak Limit (dBuV/m)	PK Margin (dB)	Azimuth (Degs)	Height (cm)	Polarity
1	5.72501	37.47	Pk	34.7	-23	49.17	68.2	-19.03	286	390	H
2	5.72993	41.51	Pk	34.7	-22.9	53.31	68.2	-14.89	286	390	H

Pk - Peak detector

Note: Title block is incorrect. Actual mode tested matches header.

VERTICAL RESULT



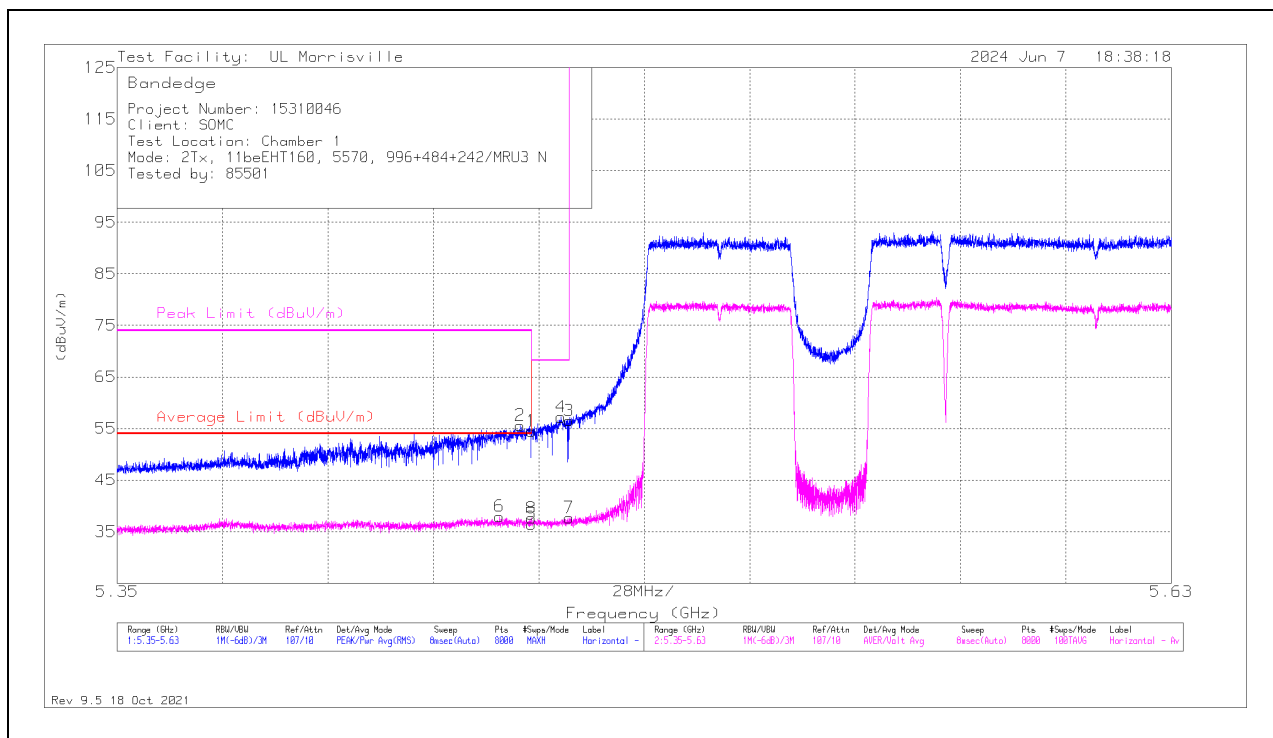
Marker	Frequency (GHz)	Meter Reading (dBuV)	Det	135143 (dB/m)	Gain/Loss (dB)	Corrected Reading (dBuV/m)	Peak Limit (dBuV/m)	PK Margin (dB)	Azimuth (Degs)	Height (cm)	Polarity
1	5.72501	38.47	Pk	34.7	-23	50.17	68.2	-18.03	331	370	V
2	5.72875	43.03	Pk	34.7	-22.9	54.83	68.2	-13.37	331	370	V

Pk - Peak detector

Note: Title block is incorrect. Actual mode tested matches header.

**2TX, 484T+242T+996T (Non-Contiguous MRU3)
 BANDEDGE (LOW SIDE)**

HORIZONTAL RESULT



Marker	Frequency (GHz)	Meter Reading (dBuV)	Det	135143 (dB/m)	Gain/Loss (dB)	Corrected Reading (dBuV/m)	Average Limit (dBuV/m)	Margin (dB)	Peak Limit (dBuV/m)	PK Margin (dB)	Azimuth (Degs)	Height (cm)	Polarity
1	* ** 5.45998	42.68	Pk	34.4	-22.6	54.48	-	-	74	-19.52	261	142	H
2	* ** 5.45701	43.67	Pk	34.4	-22.5	55.57	-	-	74	-18.43	261	142	H
5	* ** 5.45998	24.67	ADV	34.4	-22.6	36.47	54	-17.53	-	-	261	142	H
6	* ** 5.45158	26.05	ADV	34.4	-22.5	37.95	54	-16.05	-	-	261	142	H
8	5.46002	25.82	ADV	34.4	-22.6	37.62	-	-	-	-	261	142	H
4	5.46793	45.42	Pk	34.4	-22.6	57.22	-	-	68.2	-10.98	261	142	H
3	5.46999	44.72	Pk	34.4	-22.6	56.52	-	-	68.2	-11.68	261	142	H
7	5.46999	25.9	ADV	34.4	-22.6	37.7	-	-	-	-	261	142	H

* - indicates frequency in CFR47 Pt 15 / IC RSS-Restricted Band

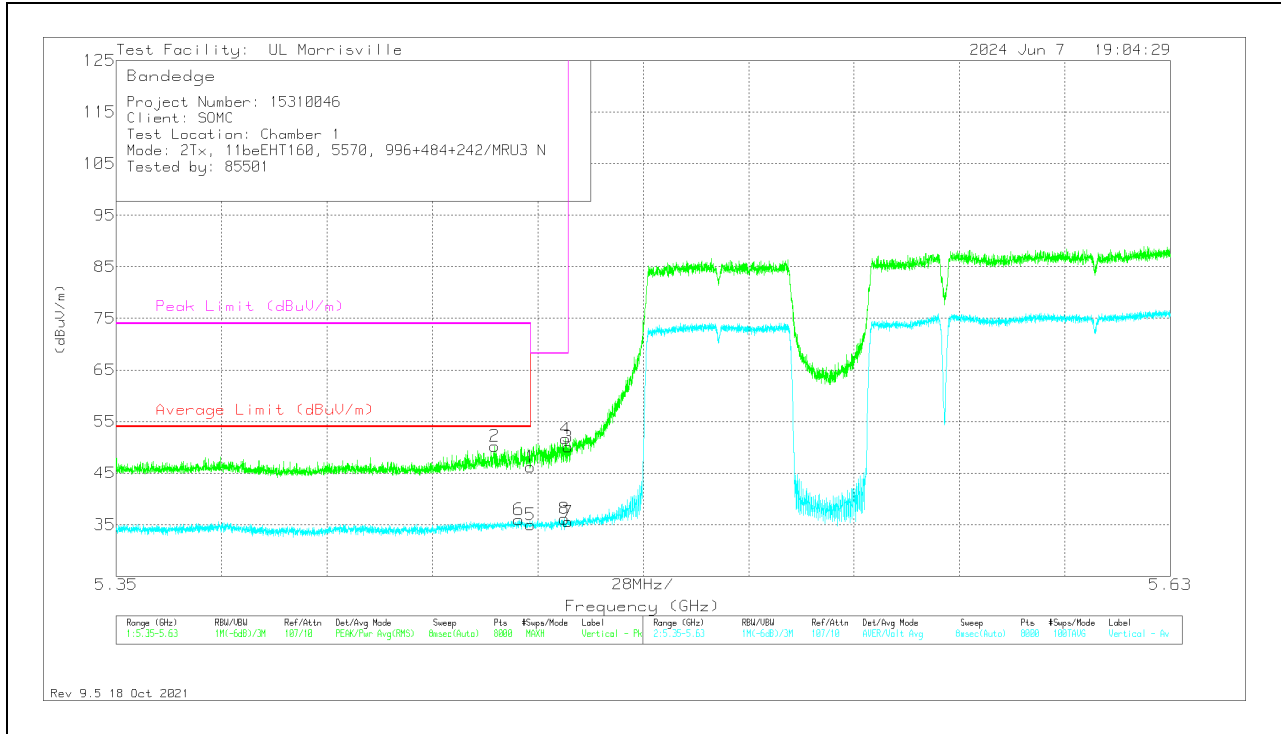
** - indicates frequency in Taiwan NCC LP0002 Restricted Band

Pk - Peak detector

ADV - Linear Voltage Average

Note: Title block is incorrect. Actual mode tested matches header.

VERTICAL RESULT



Marker	Frequency (GHz)	Meter Reading (dBuV)	Det	135143 (dB/m)	Gain/Loss (dB)	Corrected Reading (dBuV/m)	Average Limit (dBuV/m)	Margin (dB)	Peak Limit (dBuV/m)	PK Margin (dB)	Azimuth (Degs)	Height (cm)	Polarity
1	*** 5.45998	34.41	Pk	34.4	-22.6	46.21	-	-	74	-27.79	80	198	V
2	*** 5.45057	38.34	Pk	34.4	-22.5	50.24	-	-	74	-23.76	80	198	V
5	*** 5.45998	23.19	ADV	34.4	-22.6	34.99	54	-19.01	-	-	80	198	V
6	*** 5.45697	24.07	ADV	34.4	-22.5	35.97	54	-18.03	-	-	80	198	V
8	5.46901	24.35	ADV	34.4	-22.6	36.15	-	-	-	-	80	198	V
4	5.46936	39.86	Pk	34.4	-22.6	51.66	-	-	68.2	-16.54	80	198	V
3	5.46999	38.26	Pk	34.4	-22.6	50.06	-	-	68.2	-18.14	80	198	V
7	5.46999	23.76	ADV	34.4	-22.6	35.56	-	-	-	-	80	198	V

* - indicates frequency in CFR47 Pt 15 / IC RSS-Restricted Band

** - indicates frequency in Taiwan NCC LP0002 Restricted Band

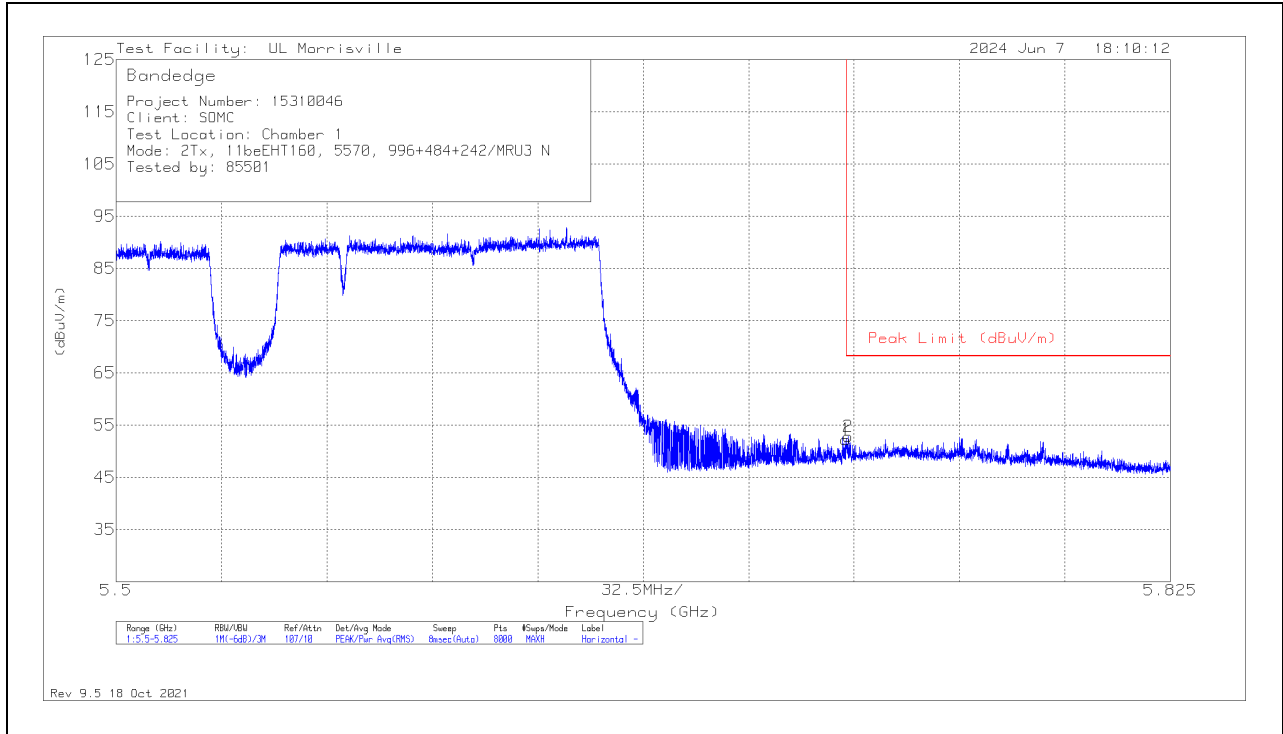
Pk - Peak detector

ADV - Linear Voltage Average

Note: Title block is incorrect. Actual mode tested matches header.

BANDEDGE (HIGH SIDE)

HORIZONTAL RESULT

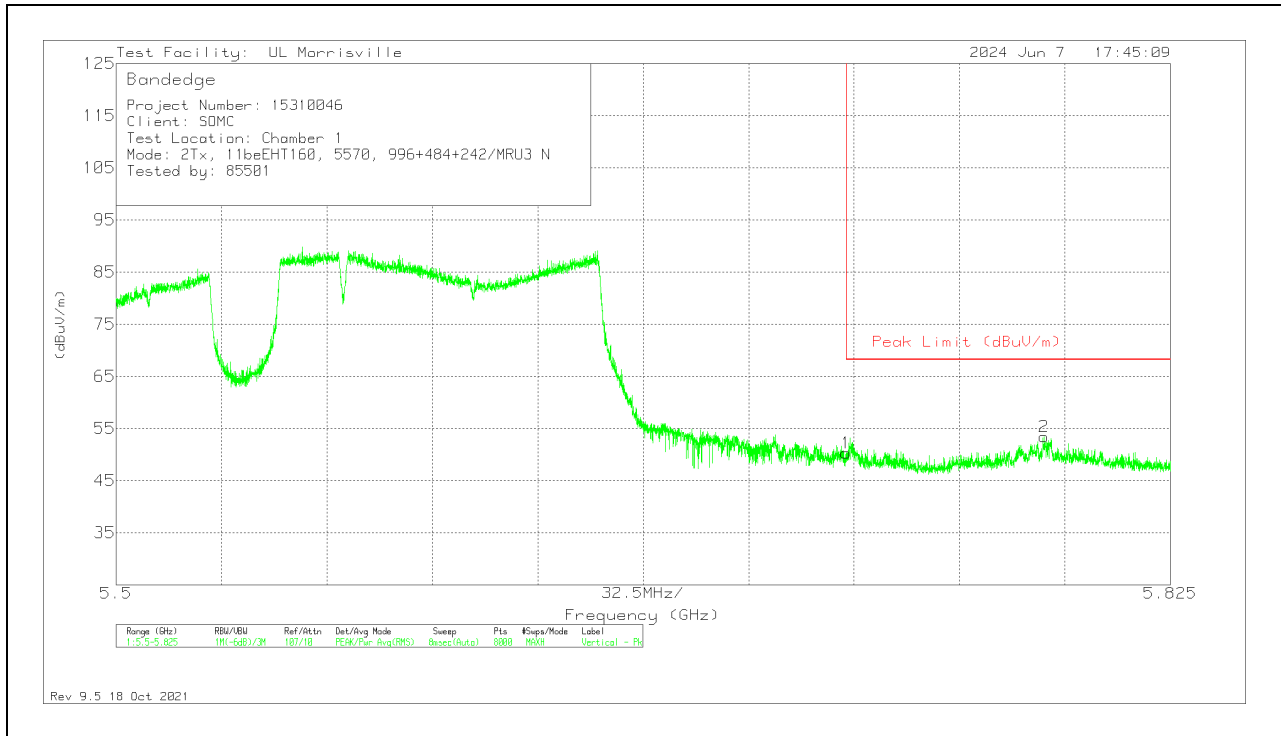


Marker	Frequency (GHz)	Meter Reading (dBuV)	Det	135143 (dB/m)	Gain/Loss (dB)	Corrected Reading (dBuV/m)	Peak Limit (dBuV/m)	PK Margin (dB)	Azimuth (Degs)	Height (cm)	Polarity
1	5.72501	40.53	Pk	34.7	-23	52.23	68.2	-15.97	6	109	H
2	5.72574	41.09	Pk	34.7	-23	52.79	68.2	-15.41	6	109	H

Pk - Peak detector

Note: Title block is incorrect. Actual mode tested matches header.

VERTICAL RESULT



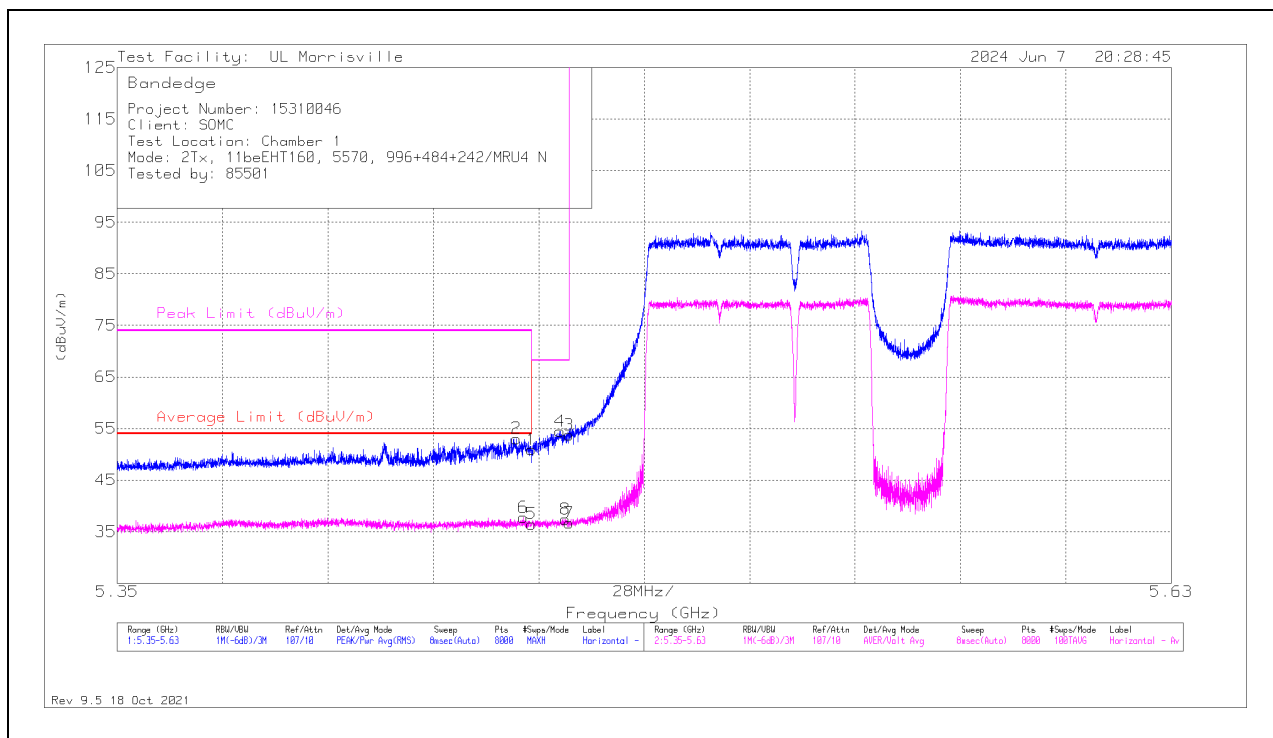
Marker	Frequency (GHz)	Meter Reading (dBuV)	Det	135143 (dB/m)	Gain/Loss (dB)	Corrected Reading (dBuV/m)	Peak Limit (dBuV/m)	PK Margin (dB)	Azimuth (Degs)	Height (cm)	Polarity
1	5.72501	38.58	Pk	34.7	-23	50.28	68.2	-17.92	340	367	V
2	5.78608	40.9	Pk	34.8	-22.3	53.4	68.2	-14.8	340	367	V

Pk - Peak detector

Note: Title block is incorrect. Actual mode tested matches header.

**2TX, 484T+242T+996T (Non-Contiguous MRU4)
 BANDEDGE (LOW SIDE)**

HORIZONTAL RESULT



Marker	Frequency (GHz)	Meter Reading (dBuV)	Det	135143 (dB/m)	Gain/Loss (dB)	Corrected Reading (dBuV/m)	Average Limit (dBuV/m)	Margin (dB)	Peak Limit (dBuV/m)	PK Margin (dB)	Azimuth (Degs)	Height (cm)	Polarity
1	* ** 5.45998	39.13	Pk	34.4	-22.6	50.93	-	-	74	-23.07	260	146	H
2	* ** 5.45603	41.15	Pk	34.4	-22.5	53.05	-	-	74	-20.95	260	146	H
5	* ** 5.45998	24.69	ADV	34.4	-22.6	36.49	54	-17.51	-	-	260	146	H
6	* ** 5.45792	25.86	ADV	34.4	-22.5	37.76	54	-16.24	-	-	260	146	H
4	5.46765	42.66	Pk	34.4	-22.6	54.46	-	-	68.2	-13.74	260	146	H
8	5.46905	25.61	ADV	34.4	-22.6	37.41	-	-	-	-	260	146	H
3	5.46999	41.93	Pk	34.4	-22.6	53.73	-	-	68.2	-14.47	260	146	H
7	5.46999	24.86	ADV	34.4	-22.6	36.66	-	-	-	-	260	146	H

* - indicates frequency in CFR47 Pt 15 / IC RSS-Restricted Band

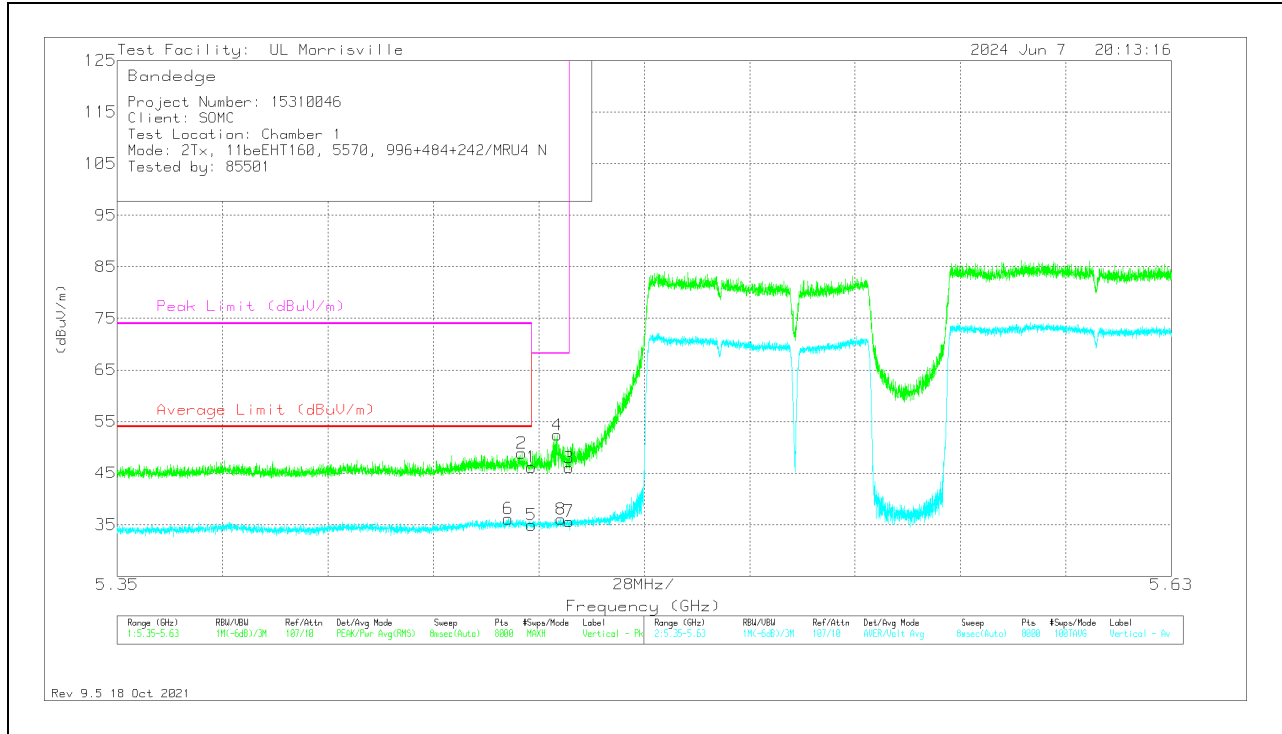
** - indicates frequency in Taiwan NCC LP0002 Restricted Band

Pk - Peak detector

ADV - Linear Voltage Average

Note: Title block is incorrect. Actual mode tested matches header.

VERTICAL RESULT



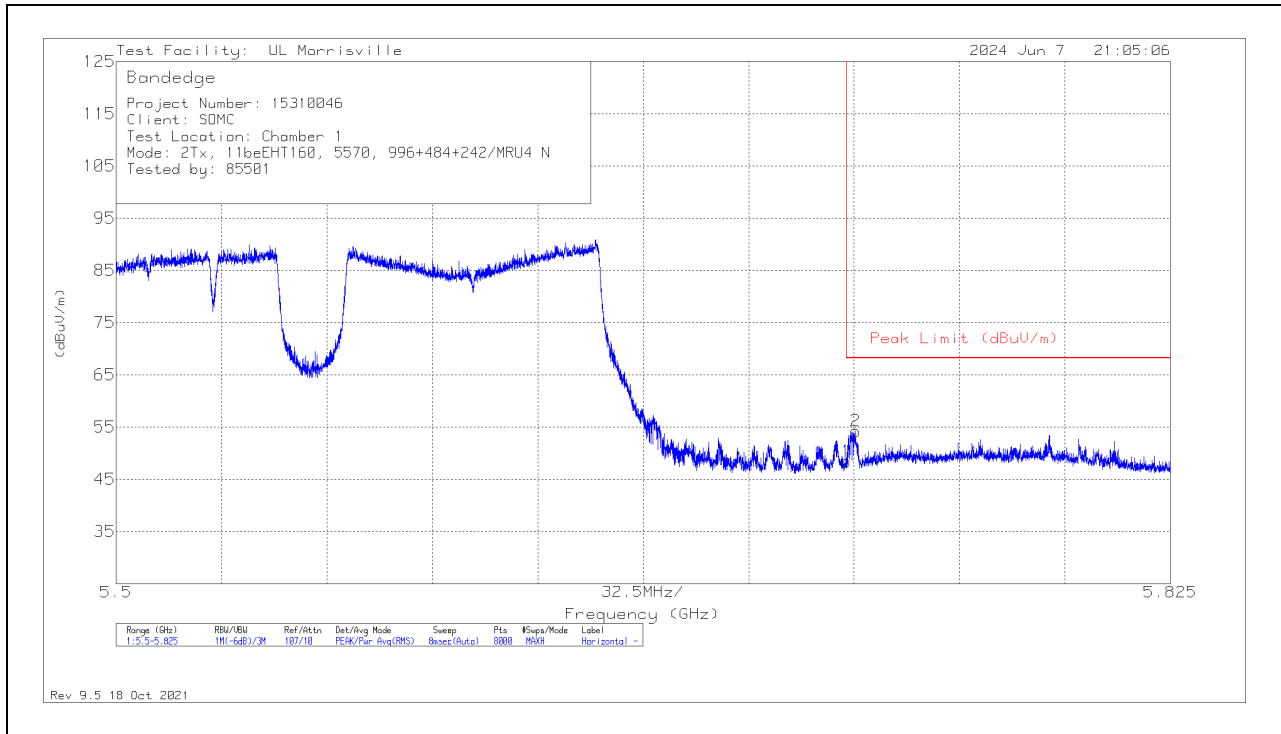
Marker	Frequency (GHz)	Meter Reading (dBuV)	Det	135143 (dB/m)	Gain/Loss (dB)	Corrected Reading (dBuV/m)	Average Limit (dBuV/m)	Margin (dB)	Peak Limit (dBuV/m)	PK Margin (dB)	Azimuth (Degs)	Height (cm)	Polarity
1	* ** 5.45998	34.34	Pk	34.4	-22.6	46.14	-	-	74	-27.86	52	200	V
2	* ** 5.45746	36.94	Pk	34.4	-22.5	48.84	-	-	74	-25.16	52	200	V
5	* ** 5.45998	23.12	ADV	34.4	-22.6	34.92	54	-19.08	-	-	52	200	V
6	* ** 5.45393	24.25	ADV	34.4	-22.5	36.15	54	-17.85	-	-	52	200	V
4	5.46688	40.57	PK	34.4	-22.6	52.37	-	-	68.2	-15.83	52	200	V
8	5.46793	24.25	ADV	34.4	-22.6	36.05	-	-	-	-	52	200	V
3	5.46999	34.25	PK	34.4	-22.6	46.05	-	-	68.2	-22.15	52	200	V
7	5.46999	23.8	ADV	34.4	-22.6	35.6	-	-	-	-	52	200	V

* - indicates frequency in CFR47 Pt 15 / IC RSS-Restricted Band
 ** - indicates frequency in Taiwan NCC LP0002 Restricted Band
 Pk - Peak detector
 ADV - Linear Voltage Average

Note: Title block is incorrect. Actual mode tested matches header.

BANDEDGE (HIGH SIDE)

HORIZONTAL RESULT

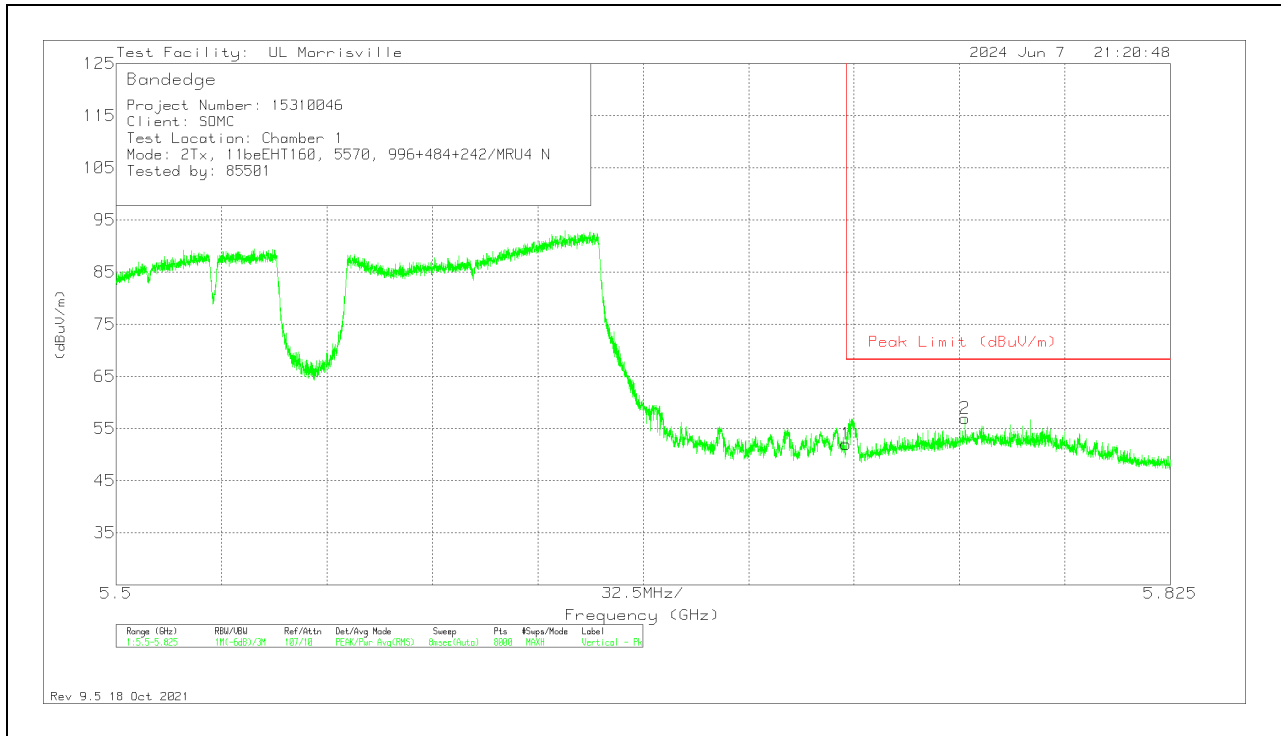


Marker	Frequency (GHz)	Meter Reading (dBuV)	Det	135143 (dB/m)	Gain/Loss (dB)	Corrected Reading (dBuV/m)	Peak Limit (dBuV/m)	PK Margin (dB)	Azimuth (Degs)	Height (cm)	Polarity
1	5.72501	36.72	Pk	34.7	-23	48.42	68.2	-19.78	270	393	H
2	5.72802	42.41	Pk	34.7	-22.9	54.21	68.2	-13.99	270	393	H

Pk - Peak detector

Note: Title block is incorrect. Actual mode tested matches header.

VERTICAL RESULT



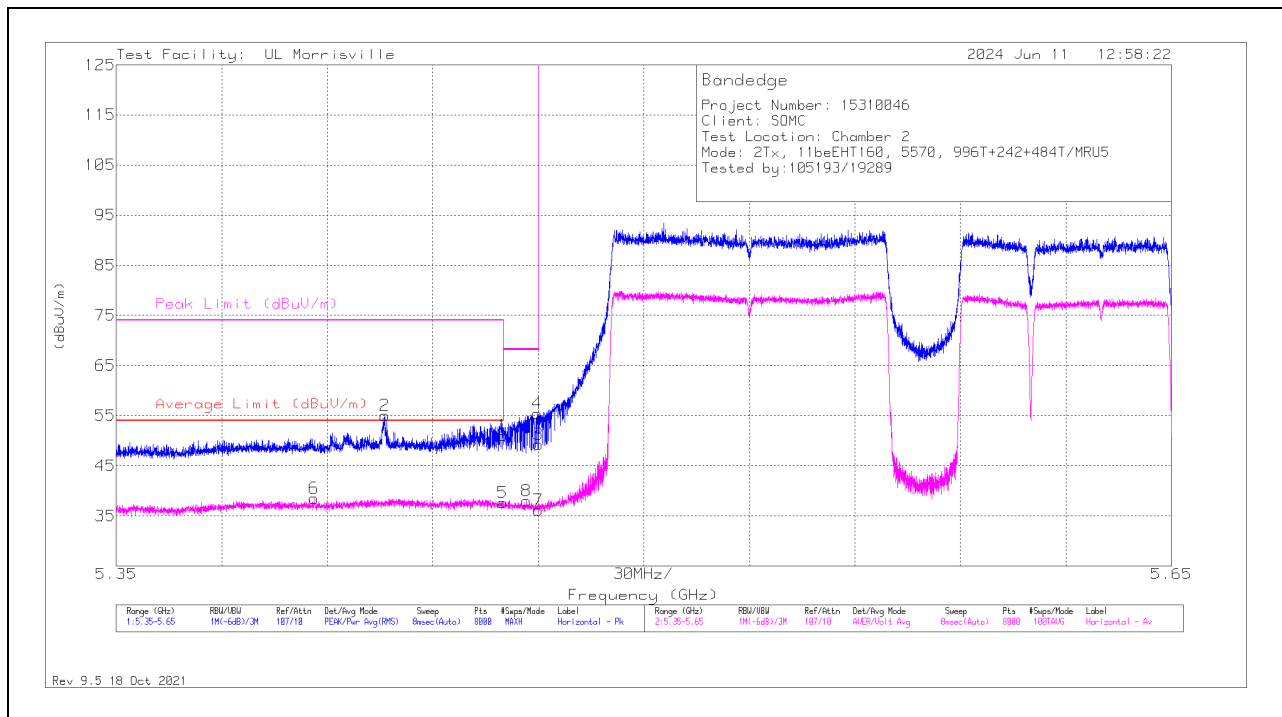
Marker	Frequency (GHz)	Meter Reading (dBuV)	Det	135143 (dB/m)	Gain/Loss (dB)	Corrected Reading (dBuV/m)	Peak Limit (dBuV/m)	PK Margin (dB)	Azimuth (Degs)	Height (cm)	Polarity
1	5.72501	40.29	Pk	34.7	-23	51.99	68.2	-16.21	303	394	V
2	5.76174	44.72	Pk	34.8	-22.6	56.92	68.2	-11.28	303	394	V

Pk - Peak detector

Note: Title block is incorrect. Actual mode tested matches header.

**2TX, 996T+242T+484T (Non-Contiguous MRU5)
 BANDEDGE (LOW SIDE)**

HORIZONTAL RESULT



Marker	Frequency (GHz)	Meter Reading (dBuV)	Det	86408 (dB/m)	Gain/Loss (dB)	Corrected Reading (dBuV/m)	Average Limit (dBuV/m)	Margin (dB)	Peak Limit (dBuV/m)	PK Margin (dB)	Azimuth (Degs)	Height (cm)	Polarity
1	** 5.45996	39.55	Pk	34.5	-23	51.05	-	-	74	-22.95	323	115	H
2	** 5.42632	43.39	Pk	34.5	-22.9	54.99	-	-	74	-19.01	323	115	H
5	** 5.45996	26.18	ADV	34.5	-23	37.68	54	-16.32	-	-	323	115	H
6	** 5.40626	27.32	ADV	34.4	-23.2	38.52	54	-15.48	-	-	323	115	H
8	5.4666	26.65	ADV	34.5	-23.1	38.05	-	-	-	-	323	115	H
4	5.46968	44.02	Pk	34.5	-23.1	55.42	-	-	68.2	-12.78	323	115	H
3	5.46998	37.86	Pk	34.5	-23.1	49.26	-	-	68.2	-18.94	323	115	H
7	5.46998	24.78	ADV	34.5	-23.1	36.18	-	-	-	-	323	115	H

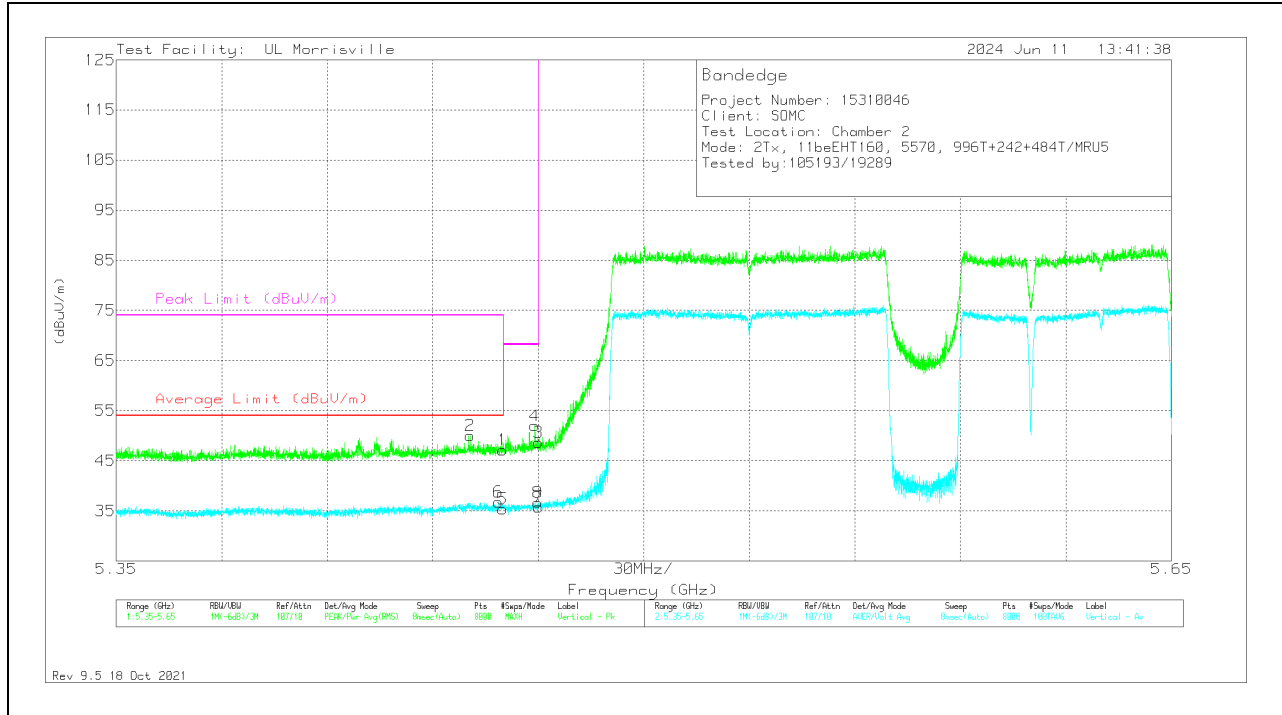
* - indicates frequency in CFR47 Pt 15 / IC RSS-Restricted Band

** - indicates frequency in Taiwan NCC LP0002 Restricted Band

Pk - Peak detector

ADV - Linear Voltage Average

VERTICAL RESULT



Marker	Frequency (GHz)	Meter Reading (dBuV)	Det	86408 (dB/m)	Gain/Loss (dB)	Corrected Reading (dBuV/m)	Average Limit (dBuV/m)	Margin (dB)	Peak Limit (dBuV/m)	PK Margin (dB)	Azimuth (Degs)	Height (cm)	Polarity
1	*** 5.45996	35.69	Pk	34.5	-23	47.19	-	-	74	-26.81	175	136	V
2	*** 5.45066	38.33	Pk	34.5	-22.8	50.03	-	-	74	-23.97	175	136	V
5	*** 5.45996	23.9	ADV	34.5	-23	35.4	54	-18.6	-	-	175	136	V
6	*** 5.45861	25.3	ADV	34.5	-23	36.8	54	-17.2	-	-	175	136	V
4	5.46904	40.57	Pk	34.5	-23.1	51.97	-	-	68.2	-16.23	175	136	V
8	5.4699	25.29	ADV	34.5	-23.1	36.69	-	-	-	-	175	136	V
3	5.46998	37.29	Pk	34.5	-23.1	48.69	-	-	68.2	-19.51	175	136	V
7	5.46998	24.41	ADV	34.5	-23.1	35.81	-	-	-	-	175	136	V

* - indicates frequency in CFR47 Pt 15 / IC RSS-Restricted Band

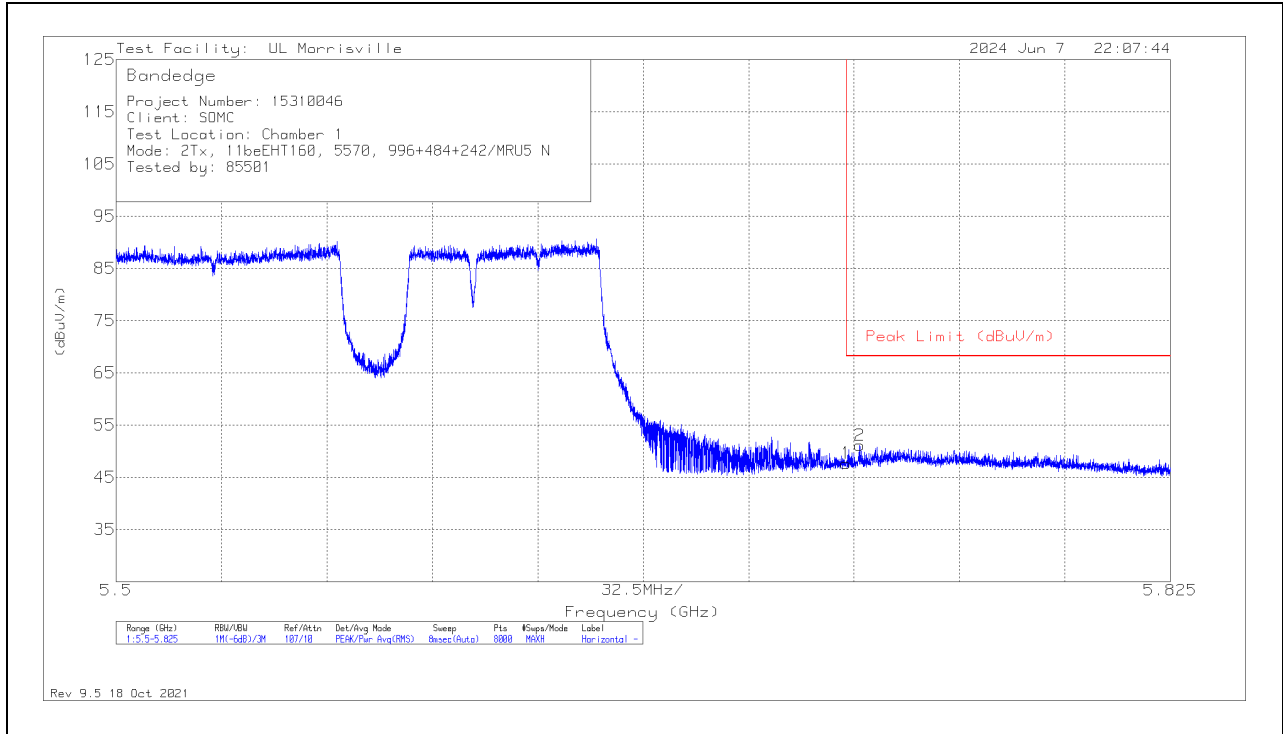
** - indicates frequency in Taiwan NCC LP0002 Restricted Band

Pk - Peak detector

ADV - Linear Voltage Average

BANDEDGE (HIGH SIDE)

HORIZONTAL RESULT

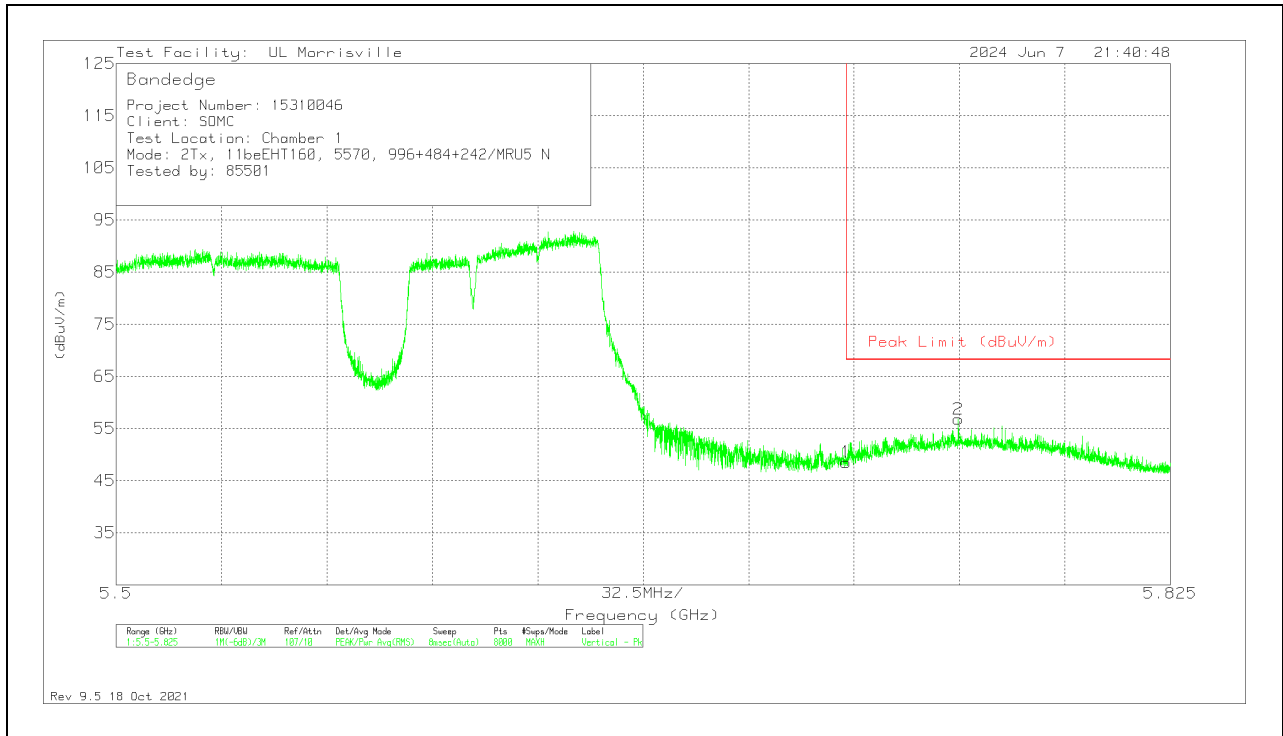


Marker	Frequency (GHz)	Meter Reading (dBuV)	Det	135143 (dB/m)	Gain/Loss (dB)	Corrected Reading (dBuV/m)	Peak Limit (dBuV/m)	PK Margin (dB)	Azimuth (Degs)	Height (cm)	Polarity
1	5.72501	35.95	Pk	34.7	-23	47.65	68.2	-20.55	294	130	H
2	5.72923	39.33	Pk	34.7	-22.9	51.13	68.2	-17.07	294	130	H

Pk - Peak detector

Note: Title block is incorrect. Actual mode tested matches header.

VERTICAL RESULT



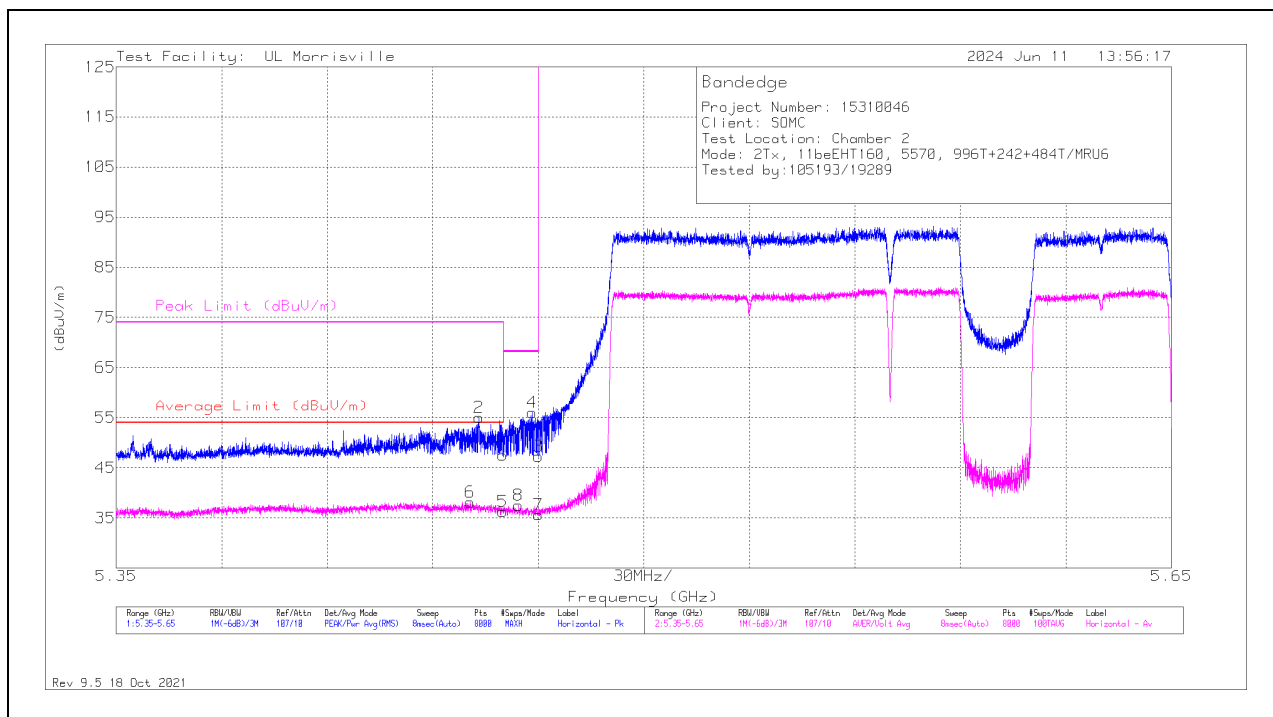
Marker	Frequency (GHz)	Meter Reading (dBuV)	Det	135143 (dB/m)	Gain/Loss (dB)	Corrected Reading (dBuV/m)	Peak Limit (dBuV/m)	PK Margin (dB)	Azimuth (Degs)	Height (cm)	Polarity
1	5.72501	36.82	Pk	34.7	-23	48.52	68.2	-19.68	317	376	V
2	5.75963	44.59	Pk	34.8	-22.6	56.79	68.2	-11.41	317	376	V

Pk - Peak detector

Note: Title block is incorrect. Actual mode tested matches header.

**2TX, 996T+242T+484T (Non-Contiguous MRU6)
 BANDEDGE (LOW SIDE)**

HORIZONTAL RESULT



Marker	Frequency (GHz)	Meter Reading (dBuV)	Det	86408 (dB/m)	Gain/Loss (dB)	Corrected Reading (dBuV/m)	Average Limit (dBuV/m)	Margin (dB)	Peak Limit (dBuV/m)	PK Margin (dB)	Azimuth (Degs)	Height (cm)	Polarity
1	*** 5.45996	36.05	Pk	34.5	-23	47.55	-	-	74	-26.45	339	119	H
2	*** 5.45306	43.31	Pk	34.5	-22.8	55.01	-	-	74	-18.99	339	119	H
5	** 5.45996	24.72	ADV	34.5	-23	36.22	54	-17.78	-	-	339	119	H
6	*** 5.4507	26.4	ADV	34.5	-22.8	38.1	54	-15.9	-	-	339	119	H
8	5.46435	26.06	ADV	34.5	-23.1	37.46	-	-	-	-	339	119	H
4	5.46822	44.59	Pk	34.5	-23.1	55.99	-	-	68.2	-12.21	339	119	H
3	5.46998	35.87	Pk	34.5	-23.1	47.27	-	-	68.2	-20.93	339	119	H
7	5.46998	24.27	ADV	34.5	-23.1	35.67	-	-	-	-	339	119	H

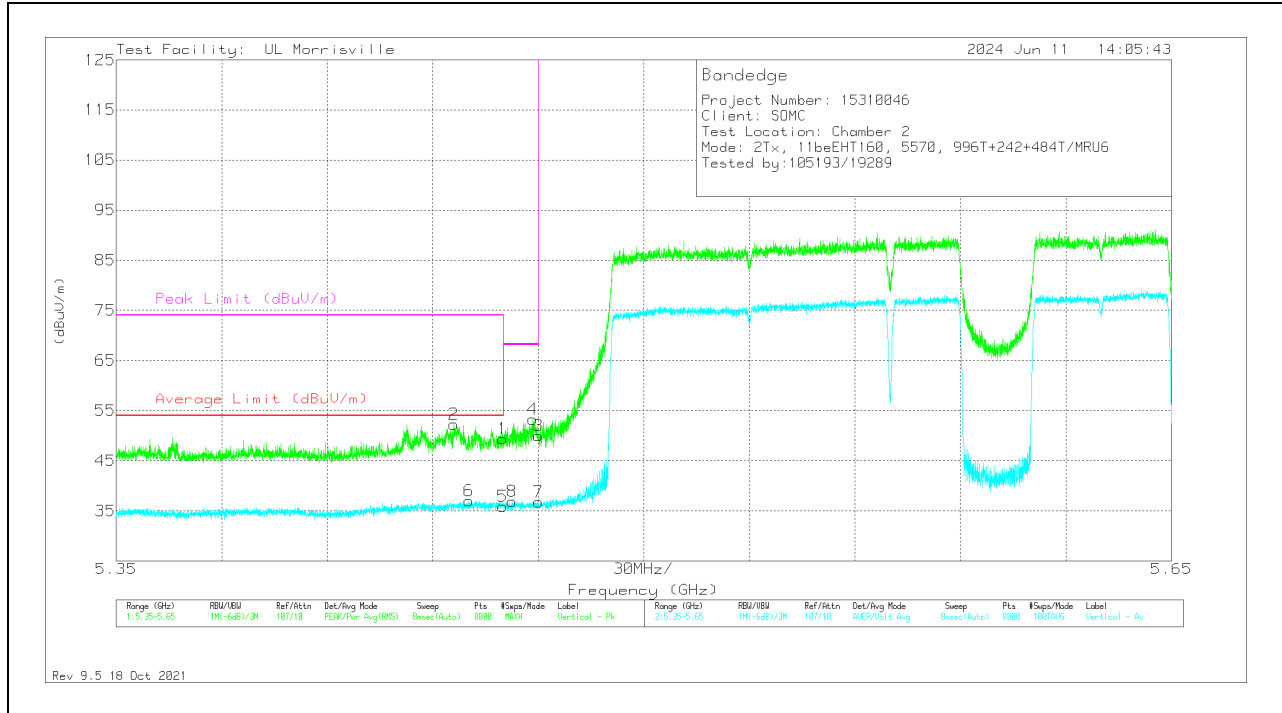
* - indicates frequency in CFR47 Pt 15 / IC RSS-Restricted Band

** - indicates frequency in Taiwan NCC LP0002 Restricted Band

Pk - Peak detector

ADV - Linear Voltage Average

VERTICAL RESULT



Marker	Frequency (GHz)	Meter Reading (dBuV)	Det	86408 (dB/m)	Gain/Loss (dB)	Corrected Reading (dBuV/m)	Average Limit (dBuV/m)	Margin (dB)	Peak Limit (dBuV/m)	PK Margin (dB)	Azimuth (Degs)	Height (cm)	Polarity
1	** * 5.45996	37.92	Pk	34.5	-23	49.42	-	-	74	-24.58	11	241	V
2	** * 5.44605	40.81	Pk	34.5	-23	52.31	-	-	74	-21.69	11	241	V
5	** * 5.45996	24.43	ADV	34.5	-23	35.93	54	-18.07	-	-	11	241	V
6	** * 5.45033	25.26	ADV	34.5	-22.8	36.96	54	-17.04	-	-	11	241	V
8	5.46255	25.49	ADV	34.5	-23.1	36.89	-	-	-	-	11	241	V
4	5.4684	41.86	Pk	34.5	-23.1	53.26	-	-	68.2	-14.94	11	241	V
3	5.46998	38.63	Pk	34.5	-23.1	50.03	-	-	68.2	-18.17	11	241	V
7	5.46998	25.41	ADV	34.5	-23.1	36.81	-	-	-	-	11	241	V

* - indicates frequency in CFR47 Pt 15 / IC RSS-Restricted Band

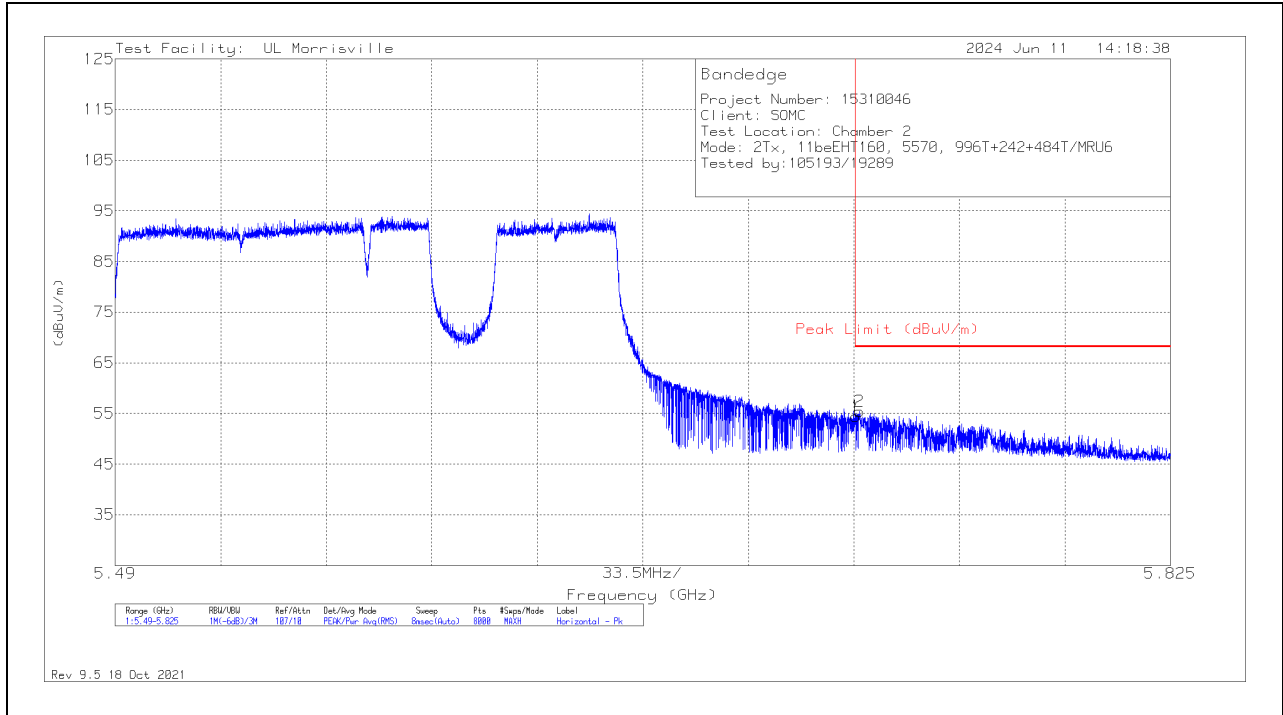
** - indicates frequency in Taiwan NCC LP0002 Restricted Band

Pk - Peak detector

ADV - Linear Voltage Average

BANDEDGE (HIGH SIDE)

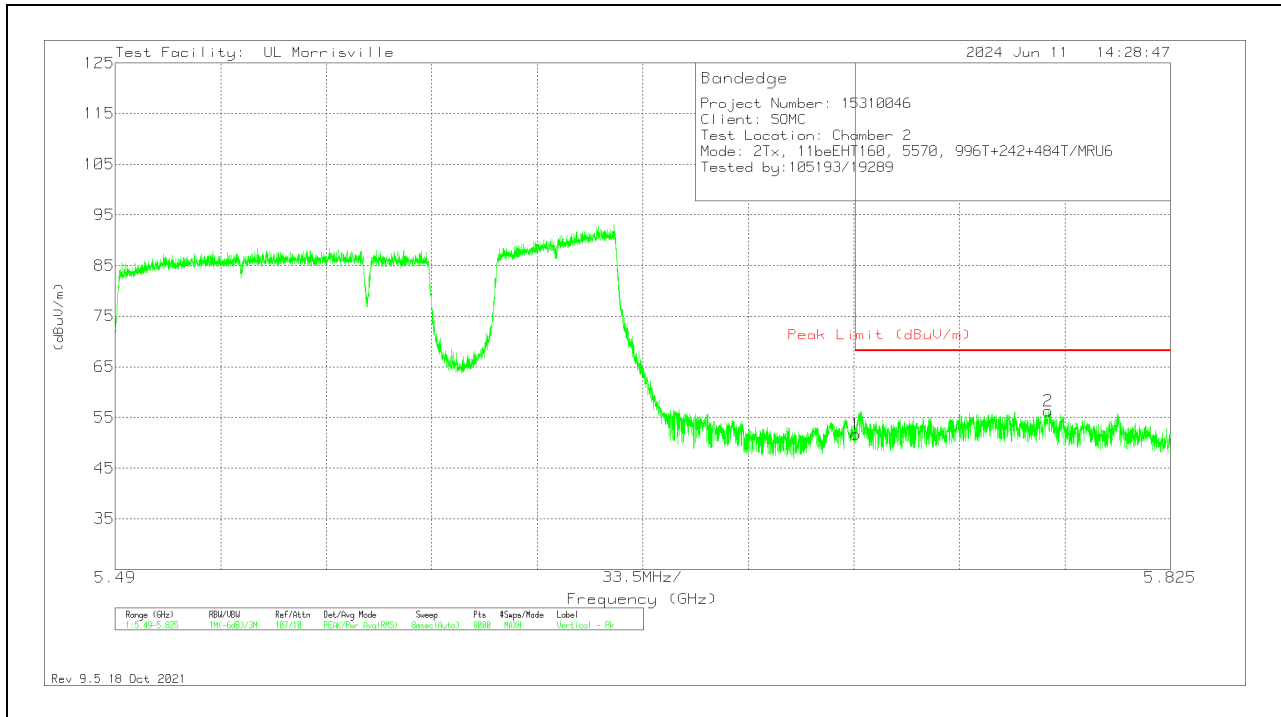
HORIZONTAL RESULT



Marker	Frequency (GHz)	Meter Reading (dBuV)	Det	86408 (dB/m)	Gain/Loss (dB)	Corrected Reading (dBuV/m)	Peak Limit (dBuV/m)	PK Margin (dB)	Azimuth (Degs)	Height (cm)	Polarity
1	5.72503	42.71	Pk	34.7	-23	54.41	68.2	-13.79	332	268	H
2	5.72633	43.77	Pk	34.7	-23	55.47	68.2	-12.73	332	268	H

Pk - Peak detector

VERTICAL RESULT

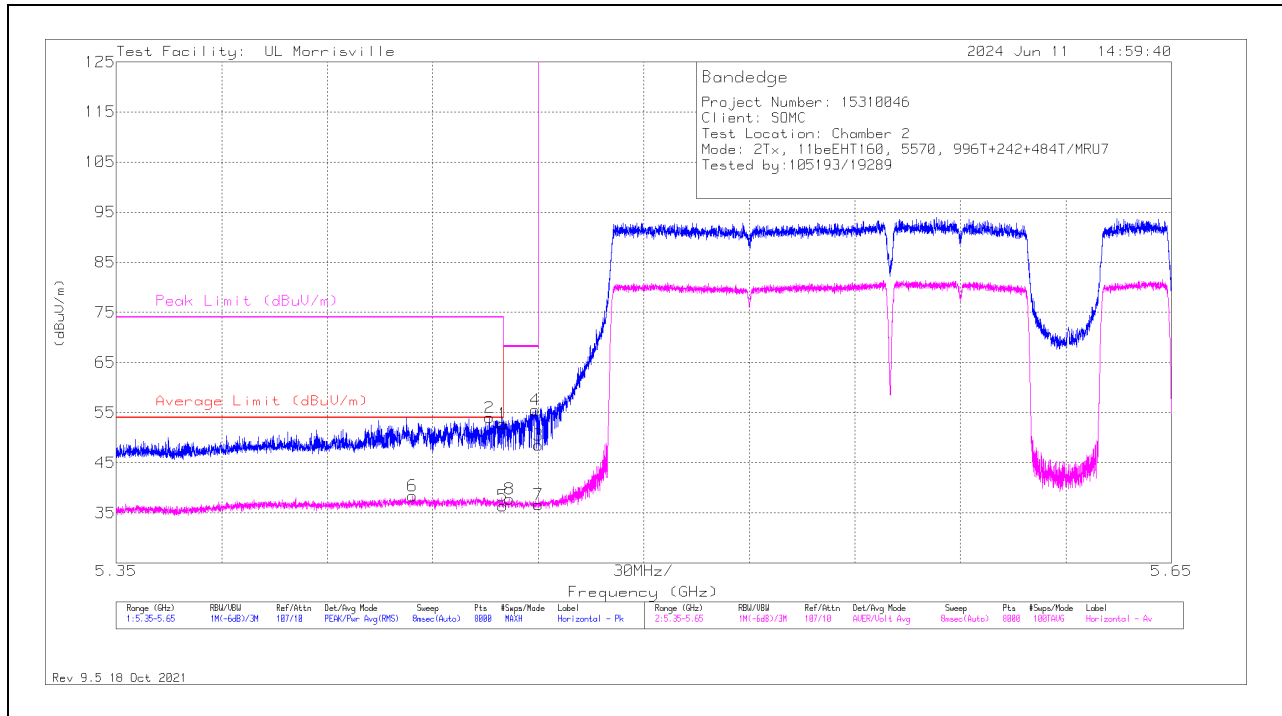


Marker	Frequency (GHz)	Meter Reading (dBuV)	Det	86408 (dB/m)	Gain/Loss (dB)	Corrected Reading (dBuV/m)	Peak Limit (dBuV/m)	PK Margin (dB)	Azimuth (Degs)	Height (cm)	Polarity
1	5.72503	40.02	Pk	34.7	-23	51.72	68.2	-16.48	12	393	V
2	5.78626	44.61	Pk	34.8	-23.1	56.31	68.2	-11.89	12	393	V

Pk - Peak detector

**2TX, 996T+484T+242T (Non-Contiguous MRU7)
 BANDEDGE (LOW SIDE)**

HORIZONTAL RESULT



Marker	Frequency (GHz)	Meter Reading (dBuV)	Det	86408 (dB/m)	Gain/Loss (dB)	Corrected Reading (dBuV/m)	Average Limit (dBuV/m)	Margin (dB)	Peak Limit (dBuV/m)	PK Margin (dB)	Azimuth (Degs)	Height (cm)	Polarity
1	** 5.45996	41.29	Pk	34.5	-23	52.79	-	-	74	-21.21	89	111	H
2	** 5.45606	42.38	Pk	34.5	-22.9	53.98	-	-	74	-20.02	89	111	H
5	** 5.45996	24.84	ADV	34.5	-23	36.34	54	-17.66	-	-	89	111	H
6	** 5.43431	26.81	ADV	34.5	-22.9	38.41	54	-15.59	-	-	89	111	H
8	5.46188	26.32	ADV	34.5	-23.1	37.72	-	-	-	-	89	111	H
4	5.46912	44.17	Pk	34.5	-23.1	55.57	-	-	68.2	-12.63	89	111	H
3	5.46998	37.14	Pk	34.5	-23.1	48.54	-	-	68.2	-19.66	89	111	H
7	5.46998	25.27	ADV	34.5	-23.1	36.67	-	-	-	-	89	111	H

* - indicates frequency in CFR47 Pt 15 / IC RSS-Restricted Band

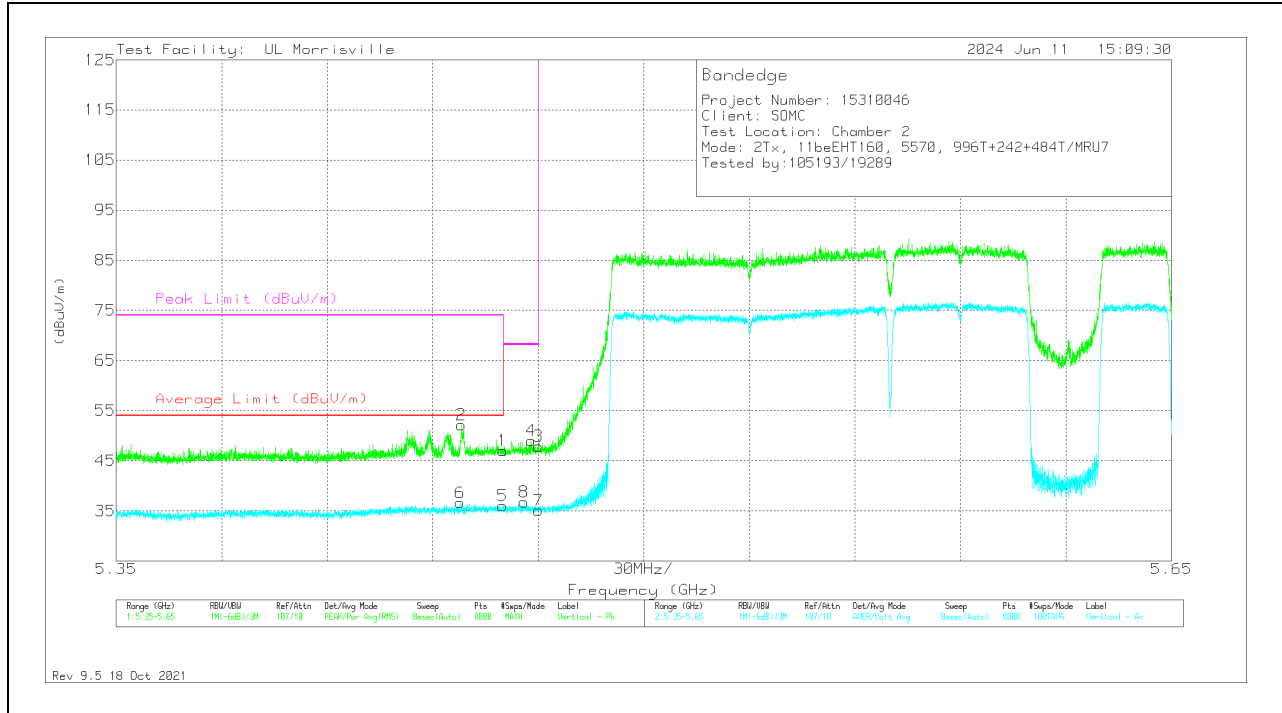
** - indicates frequency in Taiwan NCC LP0002 Restricted Band

Pk - Peak detector

ADV - Linear Voltage Average

Note: Title block is incorrect. Actual mode tested matches header.

VERTICAL RESULT



Marker	Frequency (GHz)	Meter Reading (dBuV)	Det	86408 (dB/m)	Gain/Loss (dB)	Corrected Reading (dBuV/m)	Average Limit (dBuV/m)	Margin (dB)	Peak Limit (dBuV/m)	PK Margin (dB)	Azimuth (Degs)	Height (cm)	Polarity
1	*** 5.45996	35.57	Pk	34.5	-23	47.07	-	-	74	-26.93	172	115	V
2	*** 5.44811	40.53	Pk	34.5	-22.9	52.13	-	-	74	-21.87	172	115	V
5	*** 5.45996	24.46	ADV	34.5	-23	35.96	54	-18.04	-	-	172	115	V
6	*** 5.4477	24.98	ADV	34.5	-22.9	36.58	54	-17.42	-	-	172	115	V
8	5.46593	25.35	ADV	34.5	-23.1	36.75	-	-	-	-	172	115	V
4	5.46799	37.62	Pk	34.5	-23.1	49.02	-	-	68.2	-19.18	172	115	V
3	5.46998	36.5	Pk	34.5	-23.1	47.9	-	-	68.2	-20.3	172	115	V
7	5.46998	23.67	ADV	34.5	-23.1	35.07	-	-	-	-	172	115	V

* - indicates frequency in CFR47 Pt 15 / IC RSS-Restricted Band

** - indicates frequency in Taiwan NCC LP0002 Restricted Band

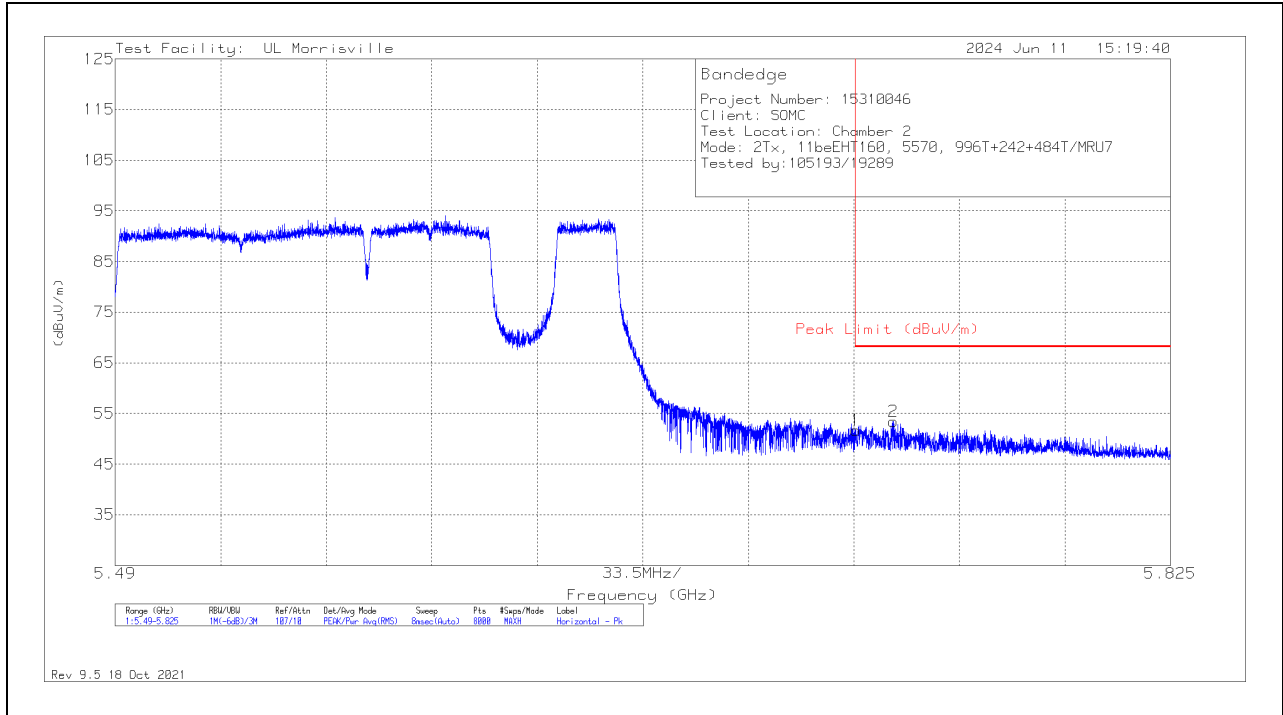
Pk - Peak detector

ADV - Linear Voltage Average

Note: Title block is incorrect. Actual mode tested matches header.

BANDEDGE (HIGH SIDE)

HORIZONTAL RESULT

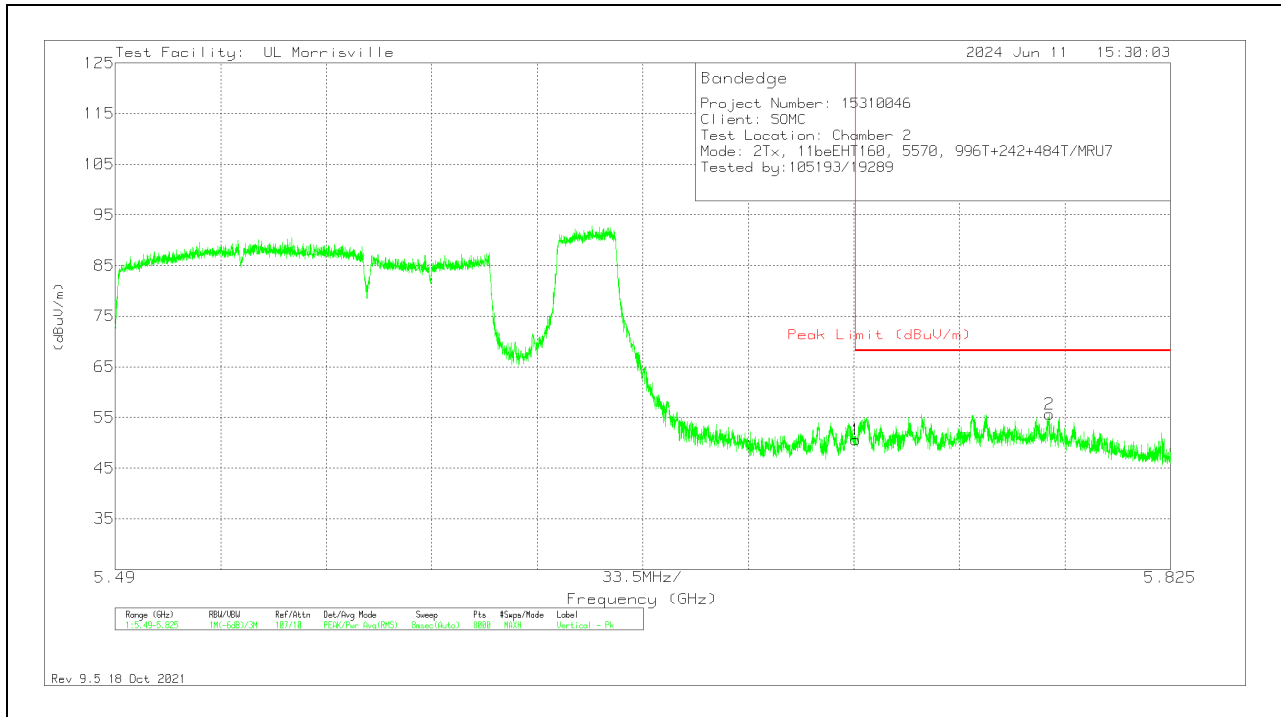


Marker	Frequency (GHz)	Meter Reading (dBuV)	Det	86408 (dB/m)	Gain/Loss (dB)	Corrected Reading (dBuV/m)	Peak Limit (dBuV/m)	PK Margin (dB)	Azimuth (Degs)	Height (cm)	Polarity
1	5.72503	40.05	Pk	34.7	-23	51.75	68.2	-16.45	350	218	H
2	5.73713	41.97	Pk	34.7	-23.2	53.47	68.2	-14.73	350	218	H

Pk - Peak detector

Note: Title block is incorrect. Actual mode tested matches header.

VERTICAL RESULT



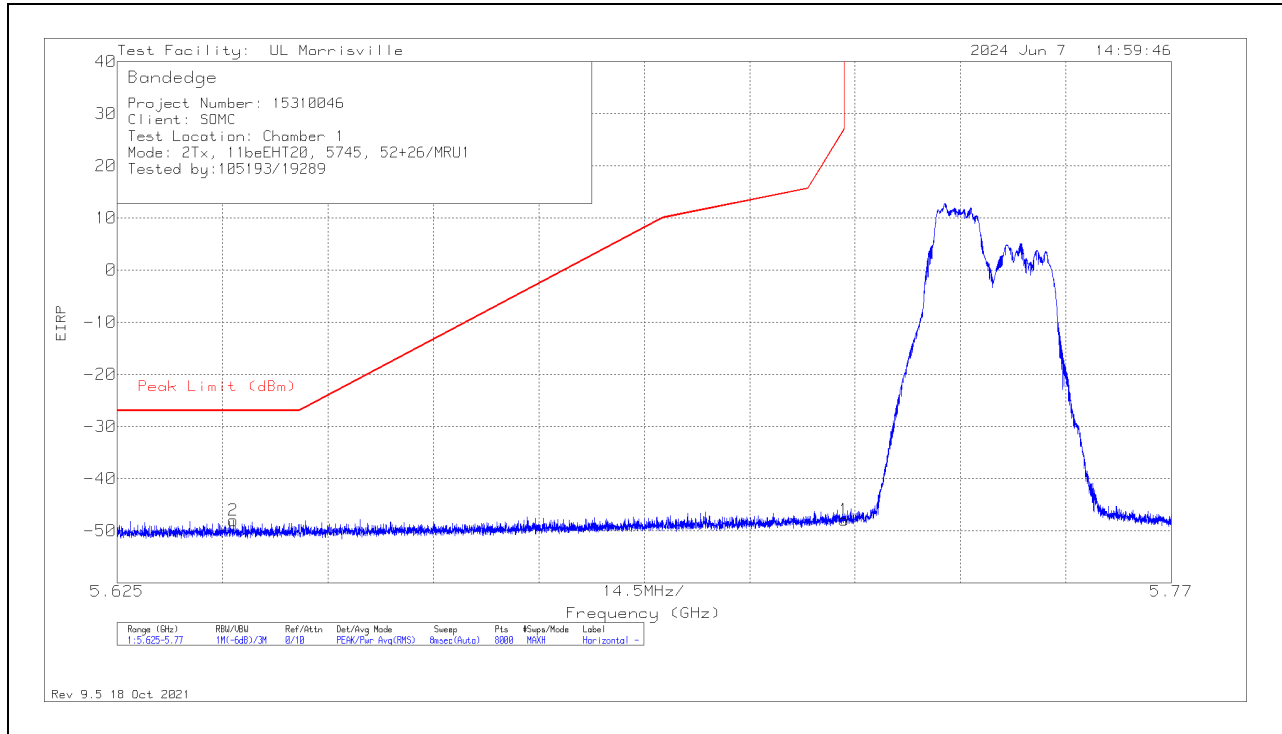
Marker	Frequency (GHz)	Meter Reading (dBuV)	Det	86408 (dB/m)	Gain/Loss (dB)	Corrected Reading (dBuV/m)	Peak Limit (dBuV/m)	PK Margin (dB)	Azimuth (Degs)	Height (cm)	Polarity
1	5.72503	38.89	Pk	34.7	-23	50.59	68.2	-17.61	33	396	V
2	5.78655	43.85	Pk	34.8	-23	55.65	68.2	-12.55	33	396	V

Pk - Peak detector

Note: Title block is incorrect. Actual mode tested matches header.

11.1.9. TX ABOVE 1 GHz 802.11be EHT20 MODE IN THE 5.8GHz BAND
2TX, 52T+26T
BANDEDGE (LOW CHANNEL)

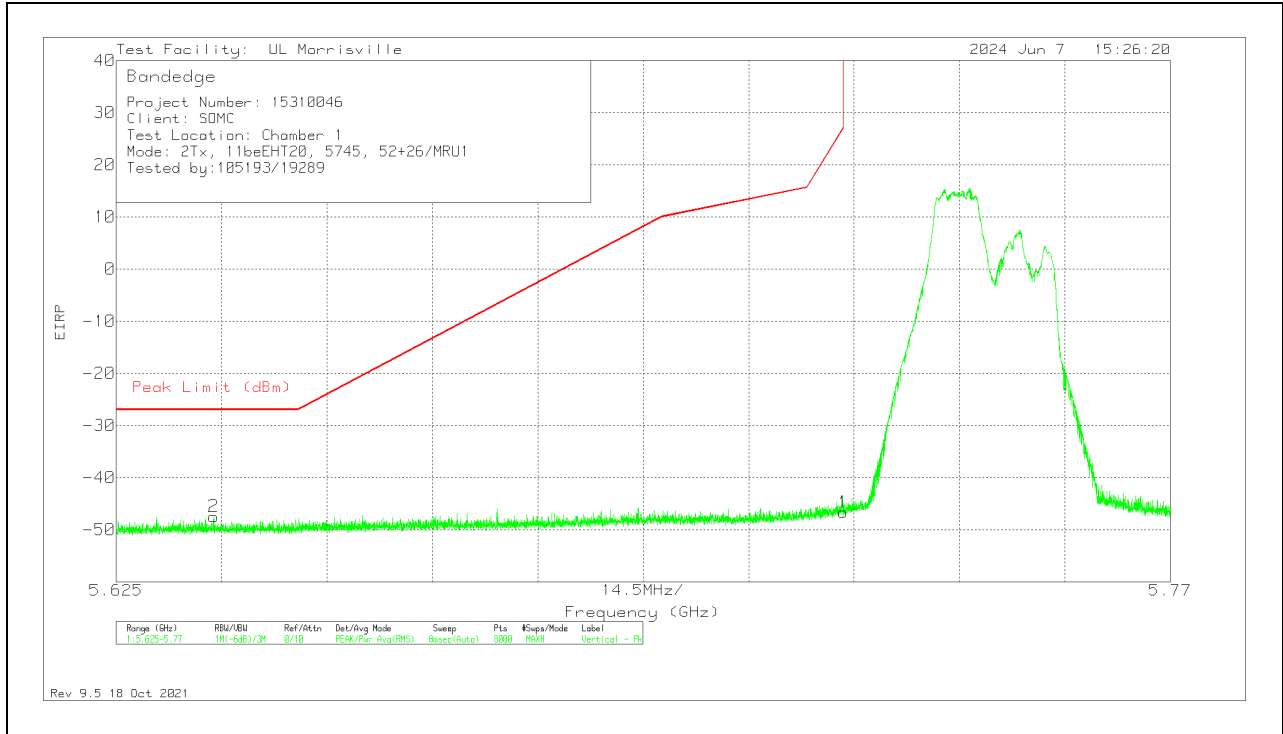
HORIZONTAL RESULT



Marker	Frequency (GHz)	Meter Reading (dBm)	Det	135143 (dB/m)	Gain/Loss (dB)	Conversion Factor (dB)	Corrected Reading EIRP	Peak Limit (dBm)	PK Margin (dB)	Azimuth (Degs)	Height (cm)	Polarity
2	5.64095	-71.51	Pk	34.6	-22.9	11.8	-48.01	-27	-21.01	349	266	H
1	5.72499	-71.4	Pk	34.7	-23	11.8	-47.9	26.97	-74.87	349	266	H

Pk - Peak detector

VERTICAL RESULT

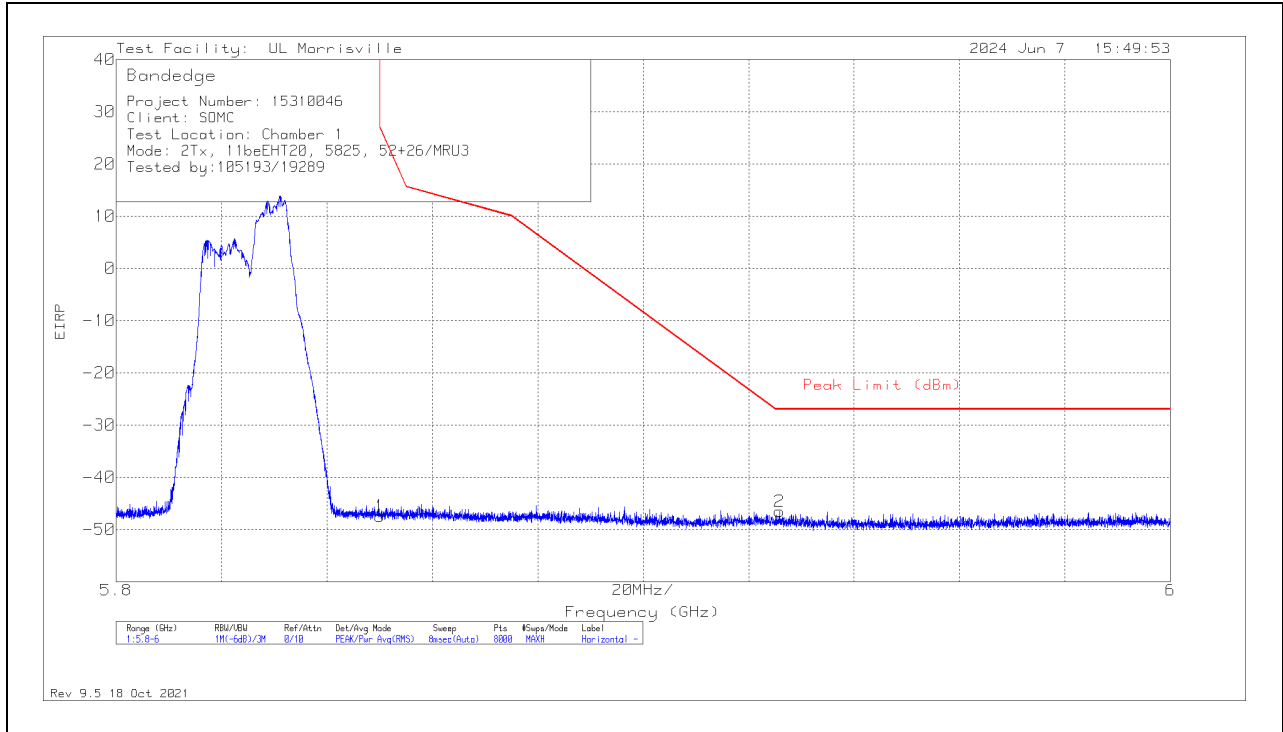


Marker	Frequency (GHz)	Meter Reading (dBm)	Det	135143 (dB/m)	Gain/Loss (dB)	Conversion Factor (dB)	Corrected Reading EIRP	Peak Limit (dBm)	PK Margin (dB)	Azimuth (Degs)	Height (cm)	Polarity
2	5.63841	-71.05	Pk	34.6	-22.8	11.8	-47.45	-27	-20.45	306	264	V
1	5.72499	-70.14	Pk	34.7	-23	11.8	-46.64	26.97	-73.61	306	264	V

Pk - Peak detector

BANDEDGE (HIGH CHANNEL)

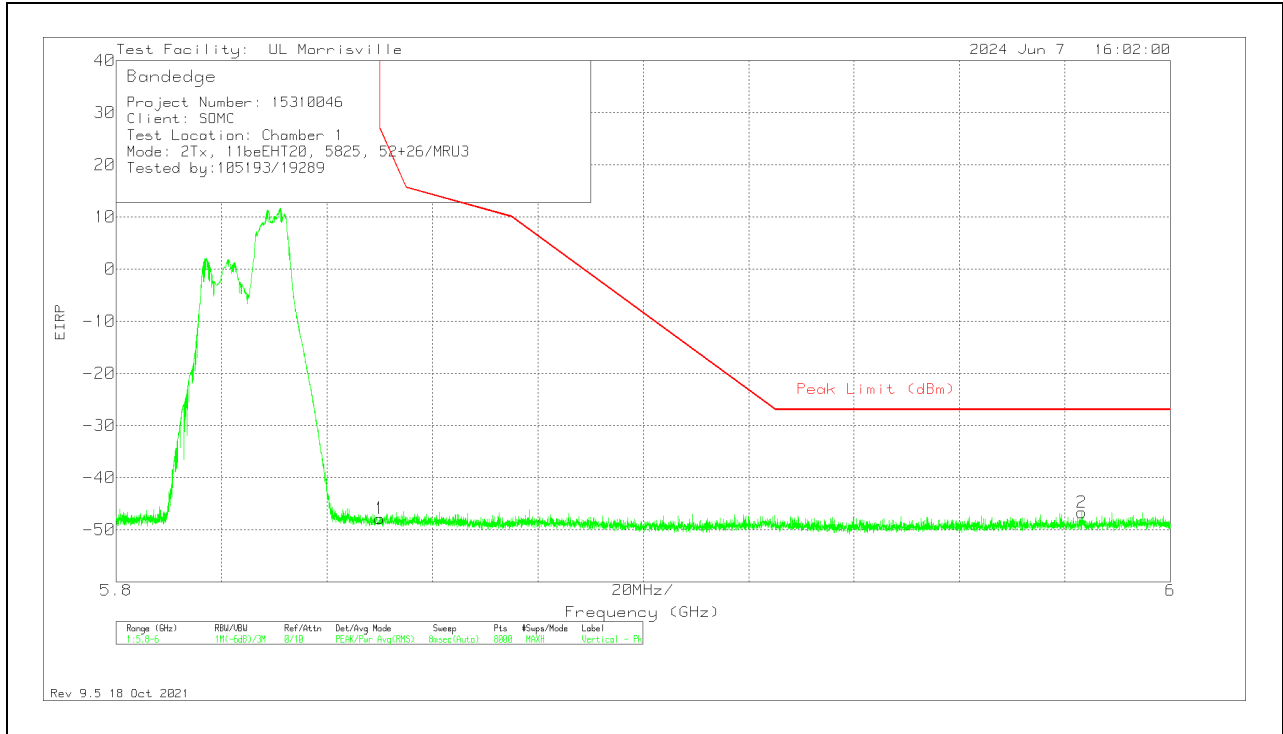
HORIZONTAL RESULT



Marker	Frequency (GHz)	Meter Reading (dBm)	Det	135143 (dB/m)	Gain/Loss (dB)	Conversion Factor (dB)	Corrected Reading EIRP	Peak Limit (dBm)	PK Margin (dB)	Azimuth (Degs)	Height (cm)	Polarity
1	5.85001	-71.98	Pk	35	-22.3	11.8	-47.48	26.99	-74.47	14	159	H
2	5.92584	-71.54	Pk	35.1	-21.9	11.8	-46.54	-27	-19.54	14	159	H

Pk - Peak detector

VERTICAL RESULT

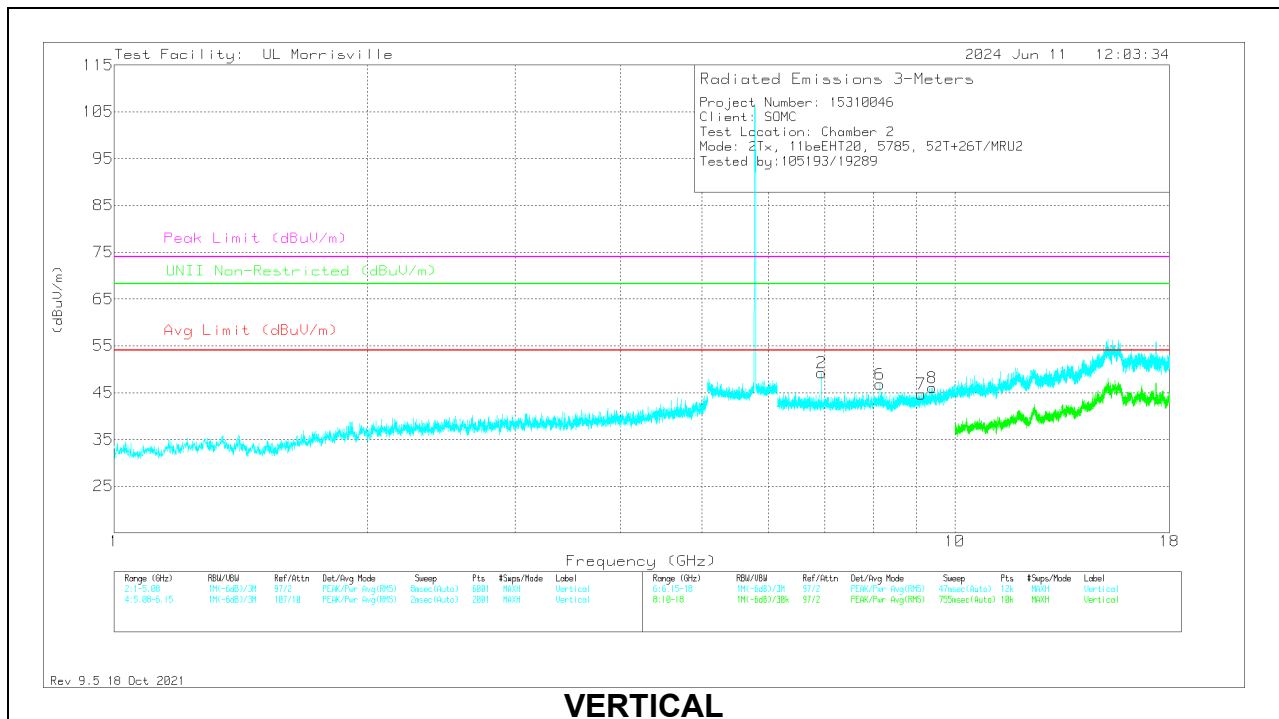
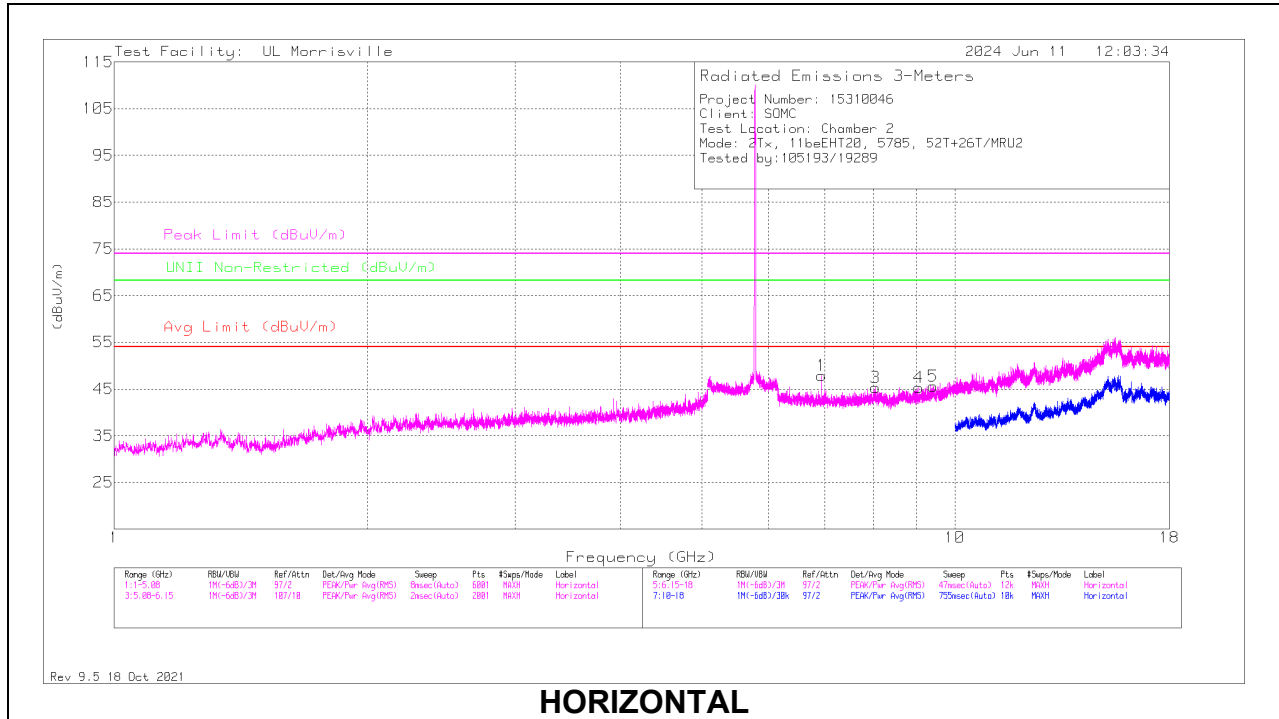


Marker	Frequency (GHz)	Meter Reading (dBm)	Det	135143 (dB/m)	Gain/Loss (dB)	Conversion Factor (dB)	Corrected Reading EIRP	Peak Limit (dBm)	PK Margin (dB)	Azimuth (Degs)	Height (cm)	Polarity
1	5.85001	-72.34	Pk	35	-22.3	11.8	-47.84	26.99	-74.83	107	139	V
2	5.98322	-71.98	Pk	35.1	-21.6	11.8	-46.68	-27	-19.68	107	139	V

Pk - Peak detector

HARMONICS AND SPURIOUS EMISSIONS

MID CHANNEL



RADIATED EMISSIONS

Marker	Frequency (GHz)	Meter Reading (dBuV)	Det	86408 (dB/m)	Gain/Loss (dB)	Corrected Reading (dBuV/m)	Avg Limit (dBuV/m)	Margin (dB)	Peak Limit (dBuV/m)	PK Margin (dB)	UNII Non-Restricted (dBuV/m)	PK Margin (dB)	Azimuth (Degs)	Height (cm)	Polarity
3	*** 8.046	35.93	Pk	35.8	-26.4	45.33	54	-8.67	74	-28.67	-	-	0-360	101	H
4	** 9.05325	35.53	Pk	35.9	-26.1	45.33	54	-8.67	74	-28.67	-	-	0-360	101	H
5	*** 9.42653	35.1	Pk	36.3	-25.8	45.6	54	-8.4	74	-28.4	-	-	0-360	101	H
6	*** 8.14179	37.96	Pk	35.8	-27	46.76	54	-7.24	74	-27.24	-	-	0-360	200	V
7	*** 9.11645	34.34	Pk	35.9	-25.6	44.64	54	-9.36	74	-29.36	-	-	0-360	200	V
8	*** 9.39888	35.47	Pk	36.2	-25.6	46.07	54	-7.93	74	-27.93	-	-	0-360	200	V
1	6.94198	39.69	Pk	35.7	-27.5	47.89	-	-	-	-	68.2	-20.31	0-360	101	H
2	6.94198	40.99	Pk	35.7	-27.5	49.19	-	-	-	-	68.2	-19.01	0-360	200	V

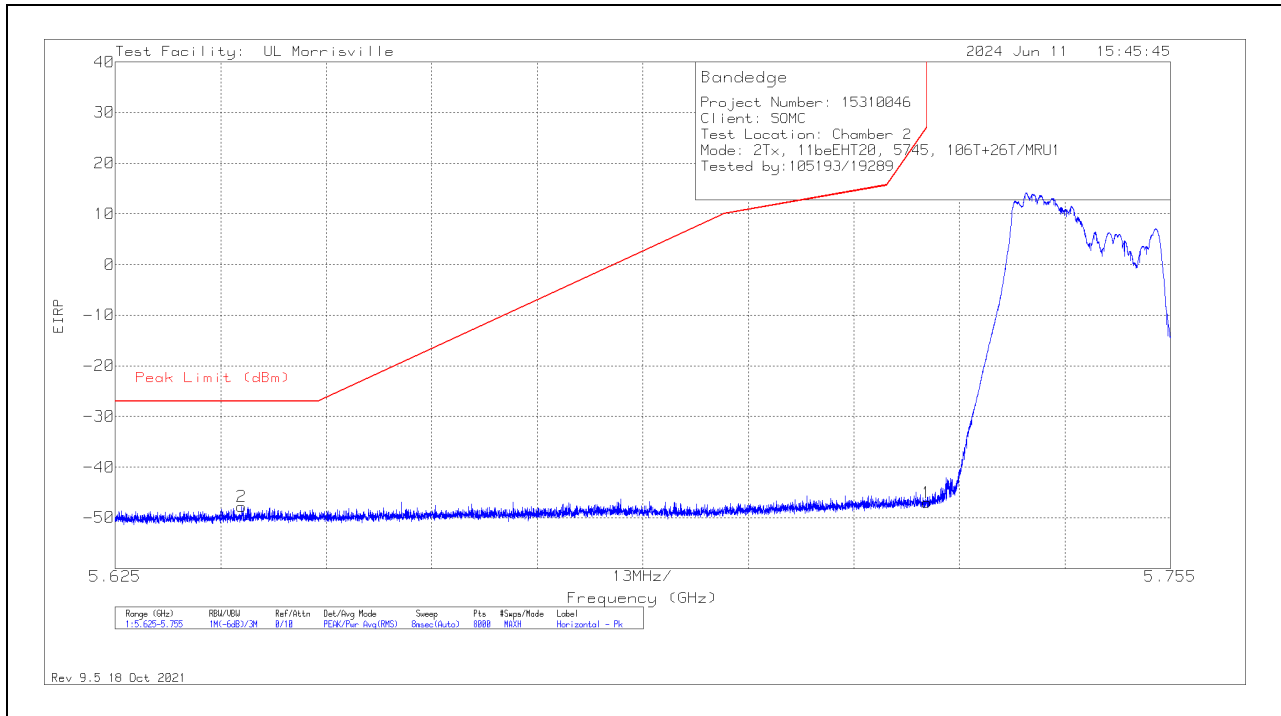
* - indicates frequency in CFR47 Pt 15 / IC RSS-Restricted Band

** - indicates frequency in Taiwan NCC LP0002 Restricted Band

Pk - Peak detector

2TX, 106T+26T
BANDEGE (LOW CHANNEL)

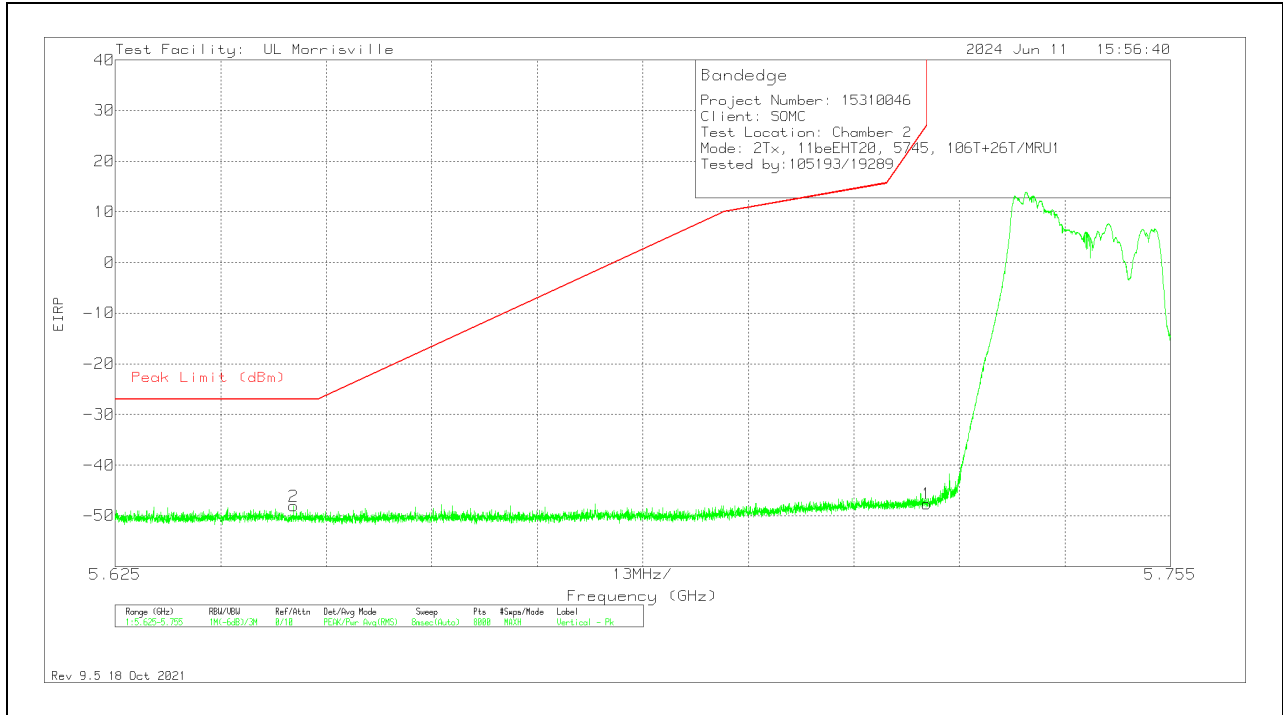
HORIZONTAL RESULT



Marker	Frequency (GHz)	Meter Reading (dBm)	Det	86408 (dB/m)	Gain/Loss (dB)	Conversion Factor (dB)	Corrected Reading EIRP	Peak Limit (dBm)	PK Margin (dB)	Azimuth (Degs)	Height (cm)	Polarity
2	5.64059	-71.22	Pk	34.6	-23	11.8	-47.82	-27	-20.82	334	242	H
1	5.725	-70.38	Pk	34.6	-23	11.8	-46.98	27	-73.98	334	242	H

Pk - Peak detector

VERTICAL RESULT

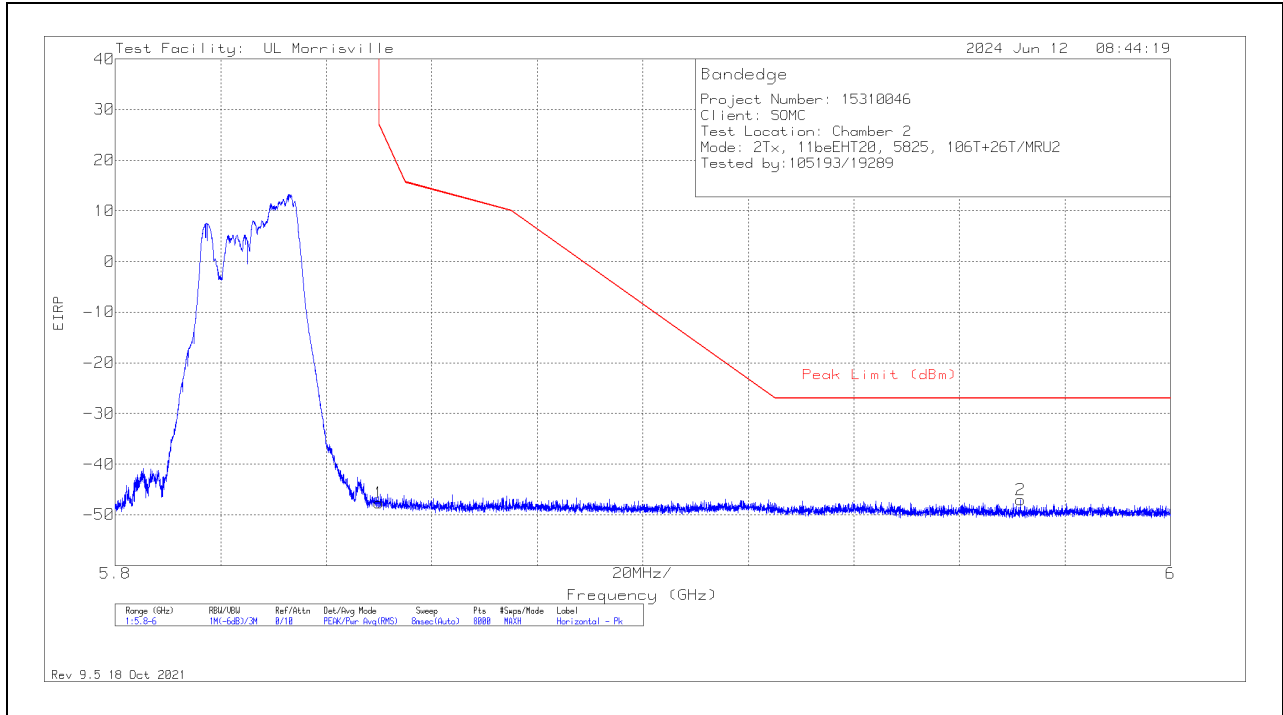


Marker	Frequency (GHz)	Meter Reading (dBm)	Det	86408 (dB/m)	Gain/Loss (dB)	Conversion Factor (dB)	Corrected Reading EIRP	Peak Limit (dBm)	PK Margin (dB)	Azimuth (Degs)	Height (cm)	Polarity
2	5.64699	-71.39	Pk	34.6	-23.1	11.8	-48.09	-27	-21.09	17	399	V
1	5.725	-71.08	Pk	34.6	-23	11.8	-47.68	27	-74.68	17	399	V

Pk - Peak detector

BANDEGE (HIGH CHANNEL)

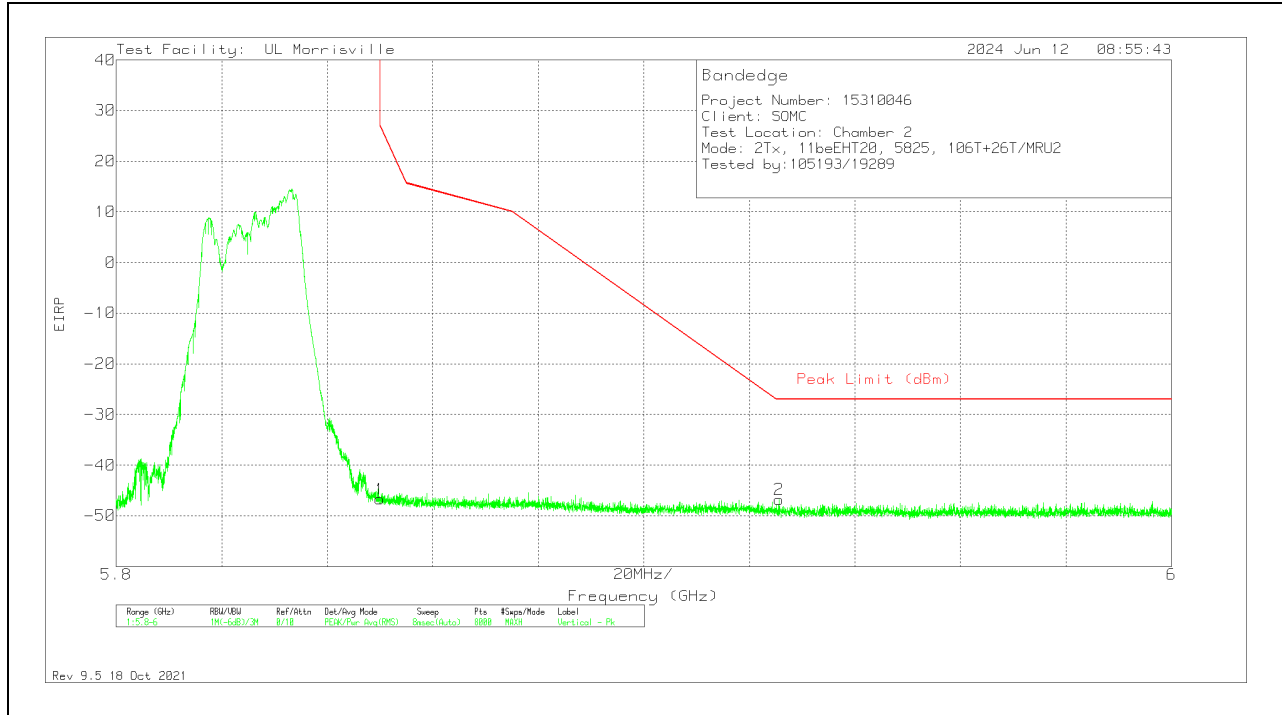
HORIZONTAL RESULT



Marker	Frequency (GHz)	Meter Reading (dBm)	Det	86408 (dB/m)	Gain/Loss (dB)	Conversion Factor (dB)	Corrected Reading EIRP	Peak Limit (dBm)	PK Margin (dB)	Azimuth (Degs)	Height (cm)	Polarity
1	5.85001	-71.41	Pk	34.9	-22.9	11.8	-47.61	26.99	-74.6	356	349	H
2	5.97157	-71.02	Pk	35.1	-22.9	11.8	-47.02	-27	-20.02	356	349	H

Pk - Peak detector

VERTICAL RESULT

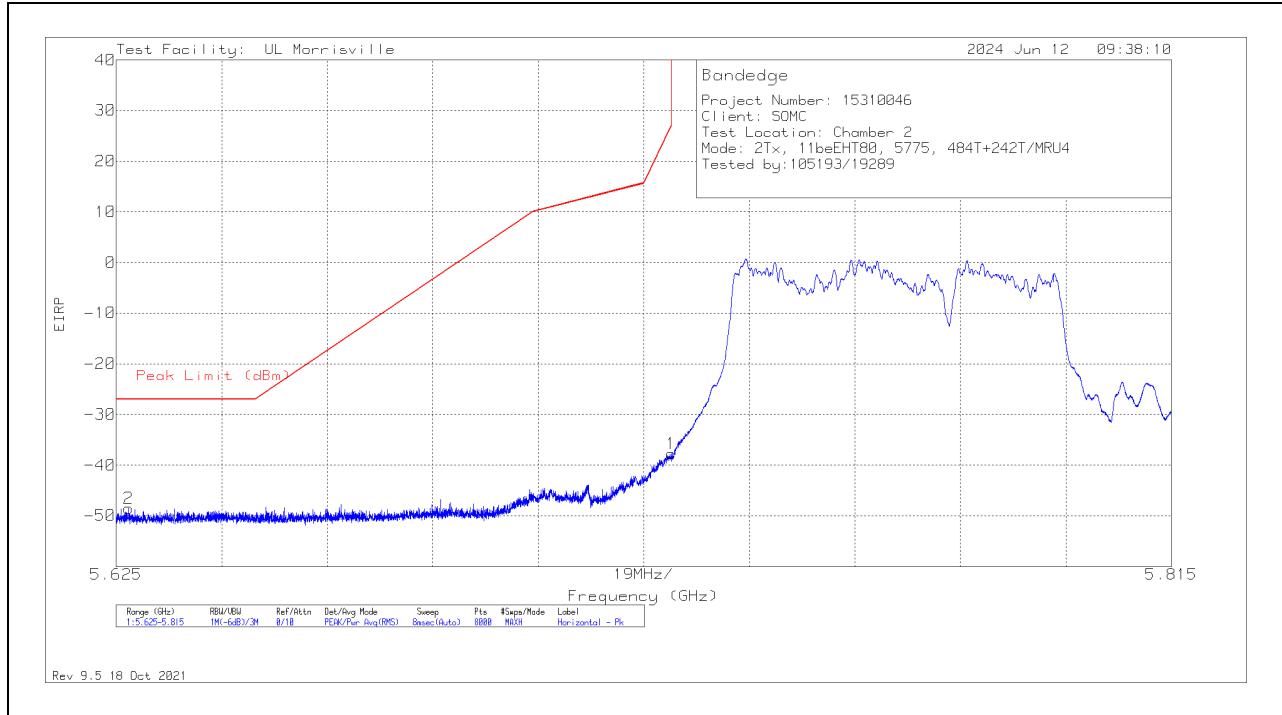


Marker	Frequency (GHz)	Meter Reading (dBm)	Det	86408 (dB/m)	Gain/Loss (dB)	Conversion Factor (dB)	Corrected Reading EIRP	Peak Limit (dBm)	PK Margin (dB)	Azimuth (Degs)	Height (cm)	Polarity
1	5.85001	-70.52	Pk	34.9	-22.9	11.8	-46.72	26.99	-73.71	27	363	V
2	5.92564	-71.06	Pk	35.1	-22.6	11.8	-46.76	-27	-19.76	27	363	V

Pk - Peak detector

11.1.10. TX ABOVE 1 GHz 802.11be EHT80 MODE IN THE 5.8GHz BAND
2TX 484T+242T (Contiguous MRU4)
BANDEDGE (LOW SIDE)

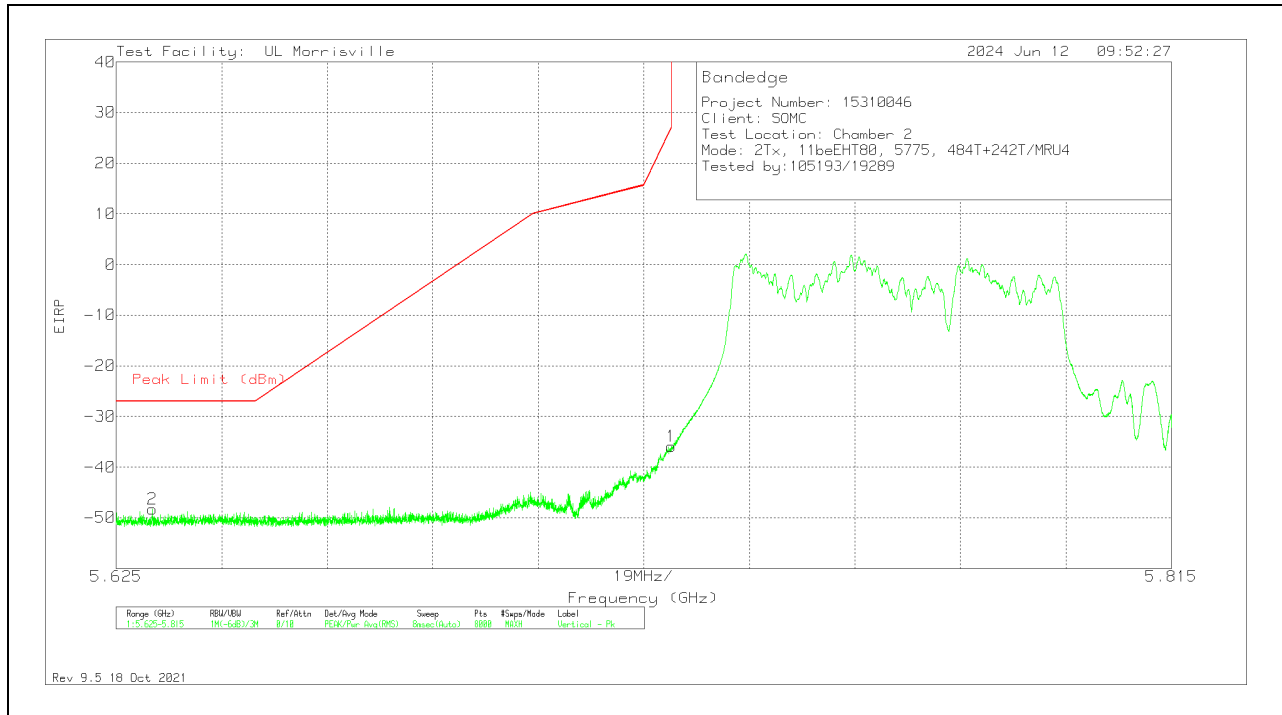
HORIZONTAL RESULT



Marker	Frequency (GHz)	Meter Reading (dBm)	Det	86408 (dB/m)	Gain/Loss (dB)	Conversion Factor (dB)	Corrected Reading EIRP (dBm)	Peak Limit (dBm)	PK Margin (dB)	Azimuth (Degs)	Height (cm)	Polarity
2	5.62728	-71.68	Pk	34.6	-23.2	11.8	-48.48	-27	-21.48	57	261	H
1	5.72498	-61.2	Pk	34.6	-23	11.8	-37.8	26.95	-64.75	57	261	H

Pk - Peak detector

VERTICAL RESULT

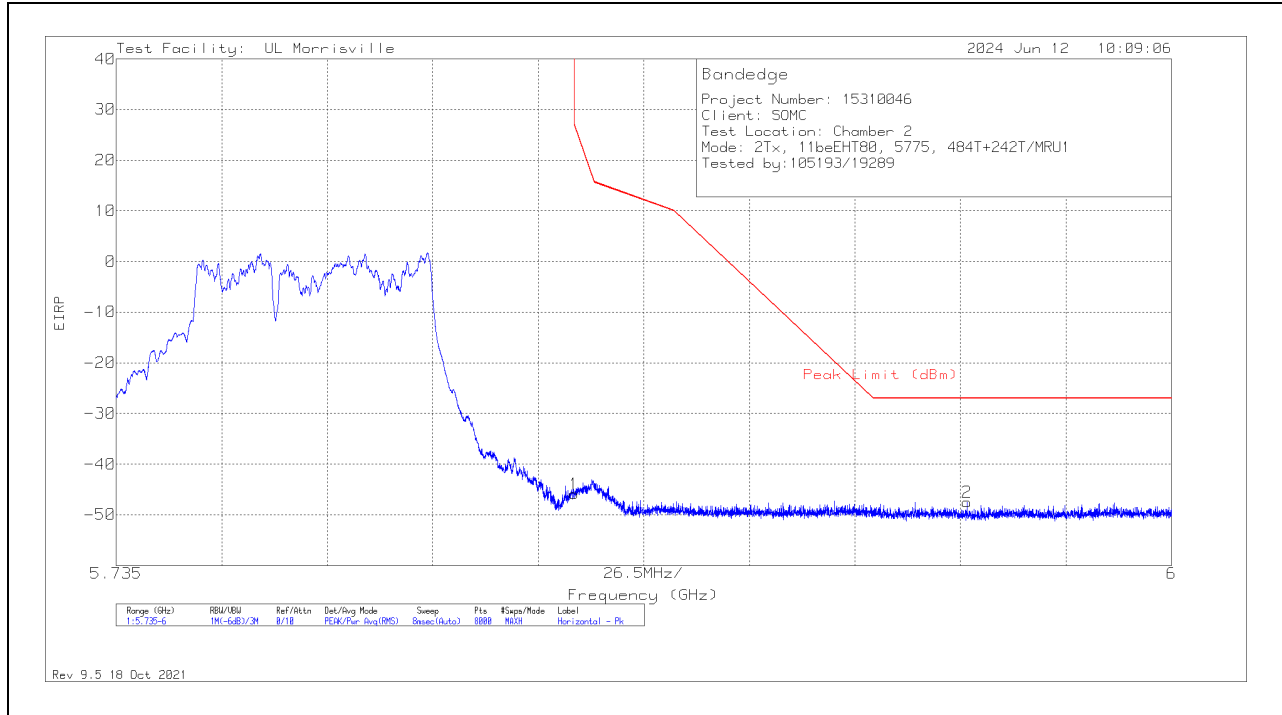


Marker	Frequency (GHz)	Meter Reading (dBm)	Det	86408 (dB/m)	Gain/Loss (dB)	Conversion Factor (dB)	Corrected Reading EIRP	Peak Limit (dBm)	PK Margin (dB)	Azimuth (Degs)	Height (cm)	Polarity
2	5.63148	-71.34	Pk	34.6	-23.3	11.8	-48.24	-27	-21.24	37	284	V
1	5.72498	-59.29	Pk	34.6	-23	11.8	-35.89	26.95	-62.84	37	284	V

Pk - Peak detector

BANDEDGE (HIGH SIDE)

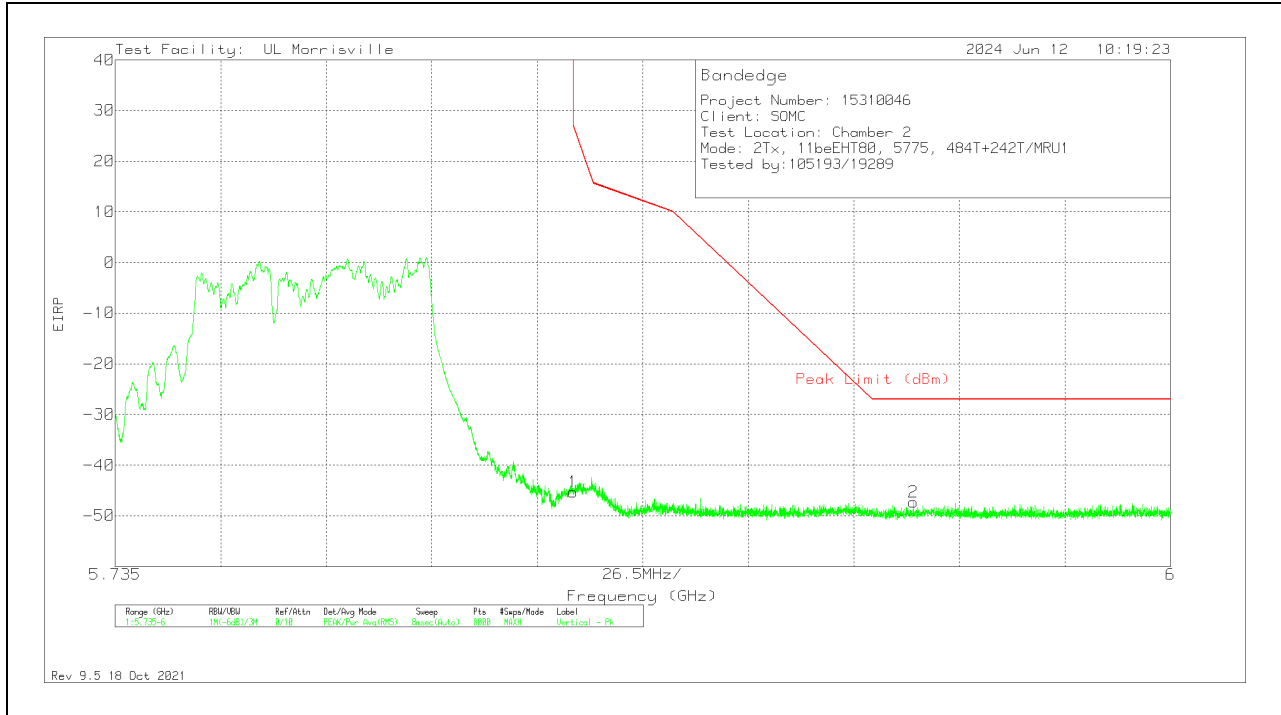
HORIZONTAL RESULT



Marker	Frequency (GHz)	Meter Reading (dBm)	Det	86408 (dB/m)	Gain/Loss (dB)	Conversion Factor (dB)	Corrected Reading EIRP	Peak Limit (dBm)	PK Margin (dB)	Azimuth (Degs)	Height (cm)	Polarity
1	5.85002	-69.67	Pk	34.9	-22.9	11.8	-45.87	26.95	-72.82	329	279	H
2	5.94868	-71.48	Pk	35.1	-22.9	11.8	-47.48	-27	-20.48	329	279	H

Pk - Peak detector

VERTICAL RESULT

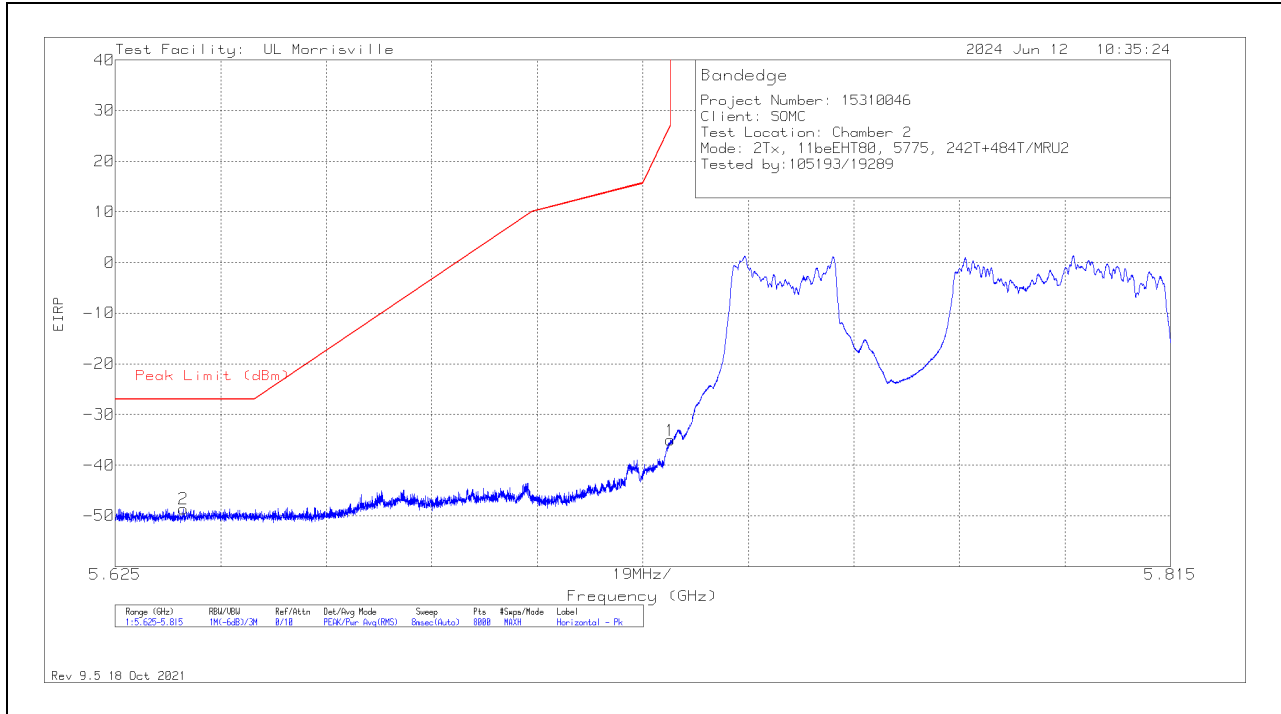


Marker	Frequency (GHz)	Meter Reading (dBm)	Det	86408 (dB/m)	Gain/Loss (dB)	Conversion Factor (dB)	Corrected Reading EIRP	Peak Limit (dBm)	PK Margin (dB)	Azimuth (Degs)	Height (cm)	Polarity
1	5.85002	-69.12	Pk	34.9	-22.9	11.8	-45.32	26.95	-72.27	7	283	V
2	5.9355	-71.49	Pk	35.1	-22.7	11.8	-47.29	-27	-20.29	7	283	V

Pk - Peak detector

2TX 242T+484T (Non-Contiguous MRU2)
BANDEDGE (LOW SIDE)

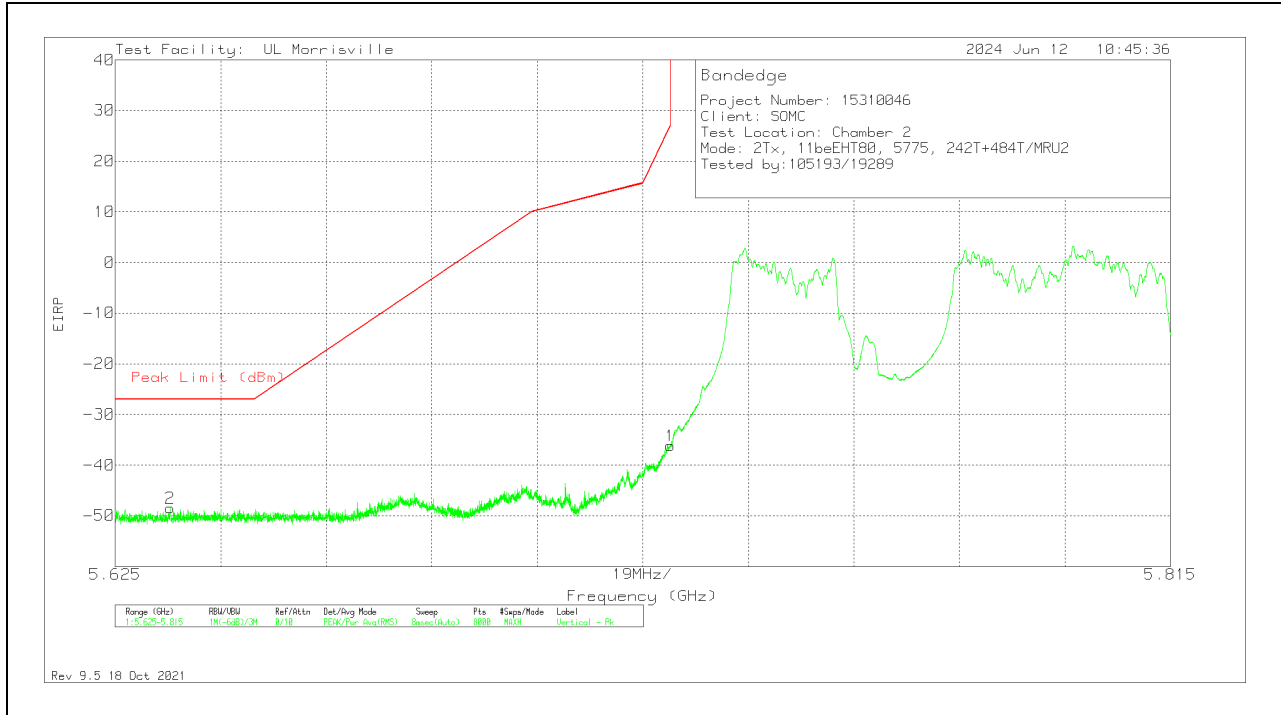
HORIZONTAL RESULT



Marker	Frequency (GHz)	Meter Reading (dBm)	Det	86408 (dB/m)	Gain/Loss (dB)	Conversion Factor (dB)	Corrected Reading EIRP	Peak Limit (dBm)	PK Margin (dB)	Azimuth (Degs)	Height (cm)	Polarity
2	5.63726	-71.92	Pk	34.6	-23.1	11.8	-48.62	-27	-21.62	334	313	H
1	5.72498	-58.49	Pk	34.6	-23	11.8	-35.09	26.95	-62.04	334	313	H

Pk - Peak detector

VERTICAL RESULT

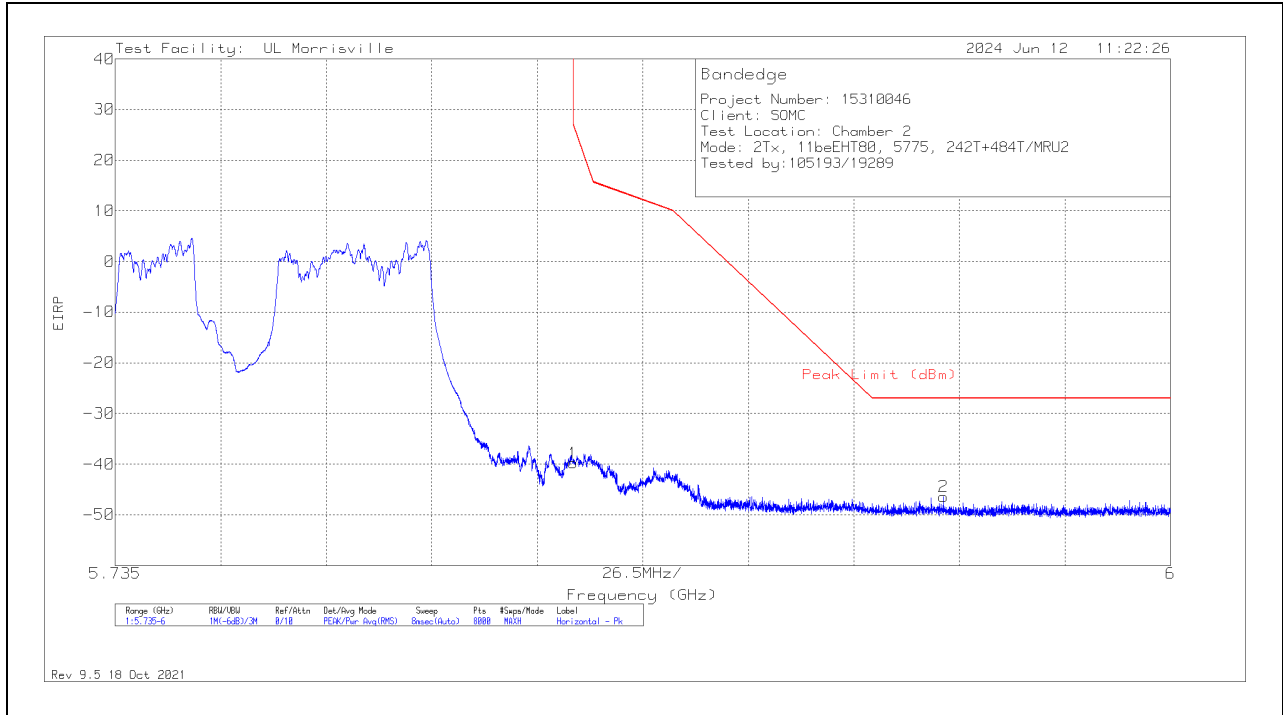


Marker	Frequency (GHz)	Meter Reading (dBm)	Det	86408 (dB/m)	Gain/Loss (dB)	Conversion Factor (dB)	Corrected Reading EIRP	Peak Limit (dBm)	PK Margin (dB)	Azimuth (Degs)	Height (cm)	Polarity
2	5.63486	-71.67	Pk	34.6	-23.2	11.8	-48.47	-27	-21.47	18	325	V
1	5.72498	-59.6	Pk	34.6	-23	11.8	-36.2	26.95	-63.15	18	325	V

Pk - Peak detector

BANDEDGE (HIGH SIDE)

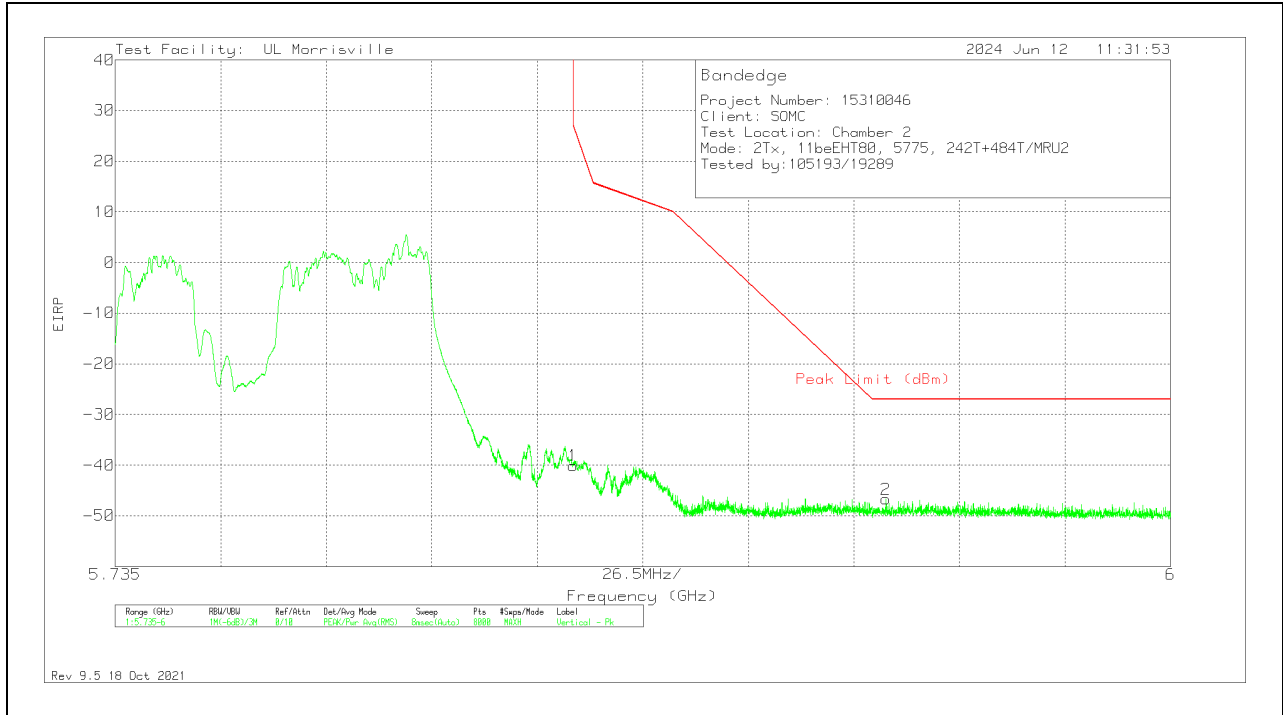
HORIZONTAL RESULT



Marker	Frequency (GHz)	Meter Reading (dBm)	Det	86408 (dB/m)	Gain/Loss (dB)	Conversion Factor (dB)	Corrected Reading EIRP	Peak Limit (dBm)	PK Margin (dB)	Azimuth (Degs)	Height (cm)	Polarity
1	5.85002	-63.59	Pk	34.9	-22.9	11.8	-39.79	26.95	-66.74	76	107	H
2	5.94302	-70.71	Pk	35.1	-22.6	11.8	-46.41	-27	-19.41	76	107	H

Pk - Peak detector

VERTICAL RESULT

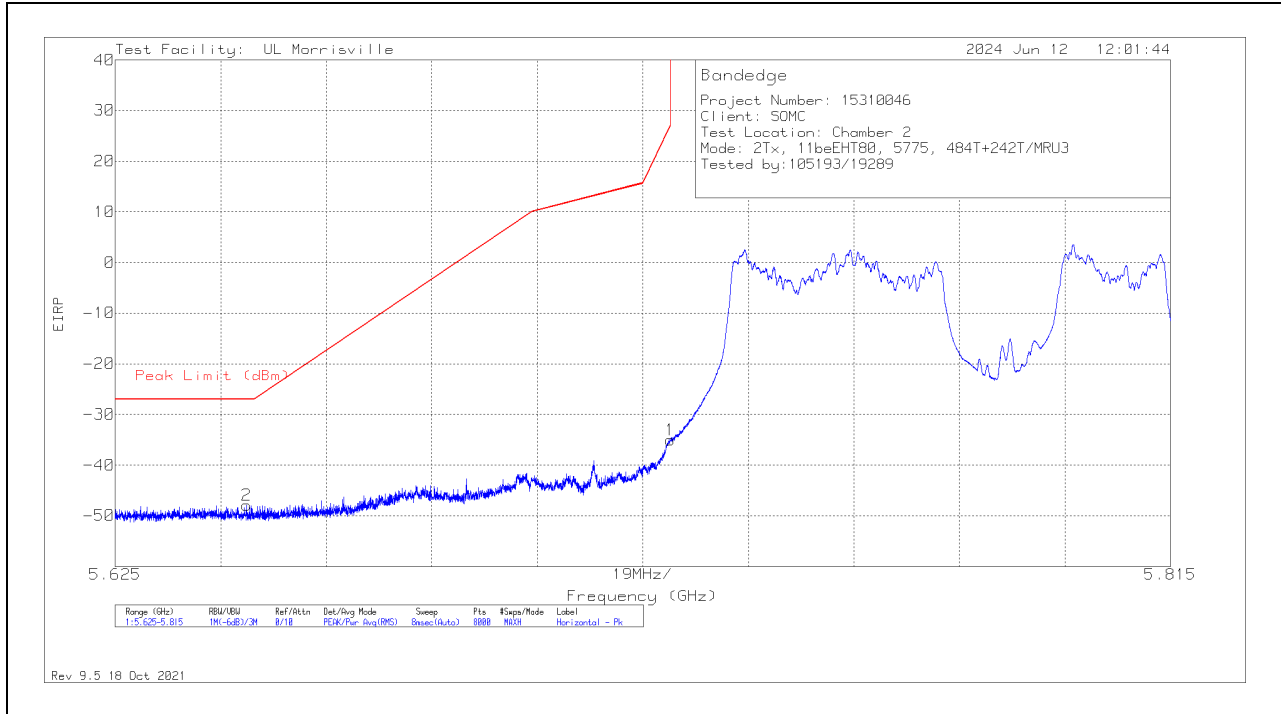


Marker	Frequency (GHz)	Meter Reading (dBm)	Det	86408 (dB/m)	Gain/Loss (dB)	Conversion Factor (dB)	Corrected Reading EIRP	Peak Limit (dBm)	PK Margin (dB)	Azimuth (Degs)	Height (cm)	Polarity
1	5.85002	-63.93	Pk	34.9	-22.9	11.8	-40.13	26.95	-67.08	34	387	V
2	5.92861	-70.83	Pk	35.1	-22.8	11.8	-46.73	-27	-19.73	34	387	V

Pk - Peak detector

2TX 484T+242T (Non-Contiguous MRU3)
BANEDGE (LOW SIDE)

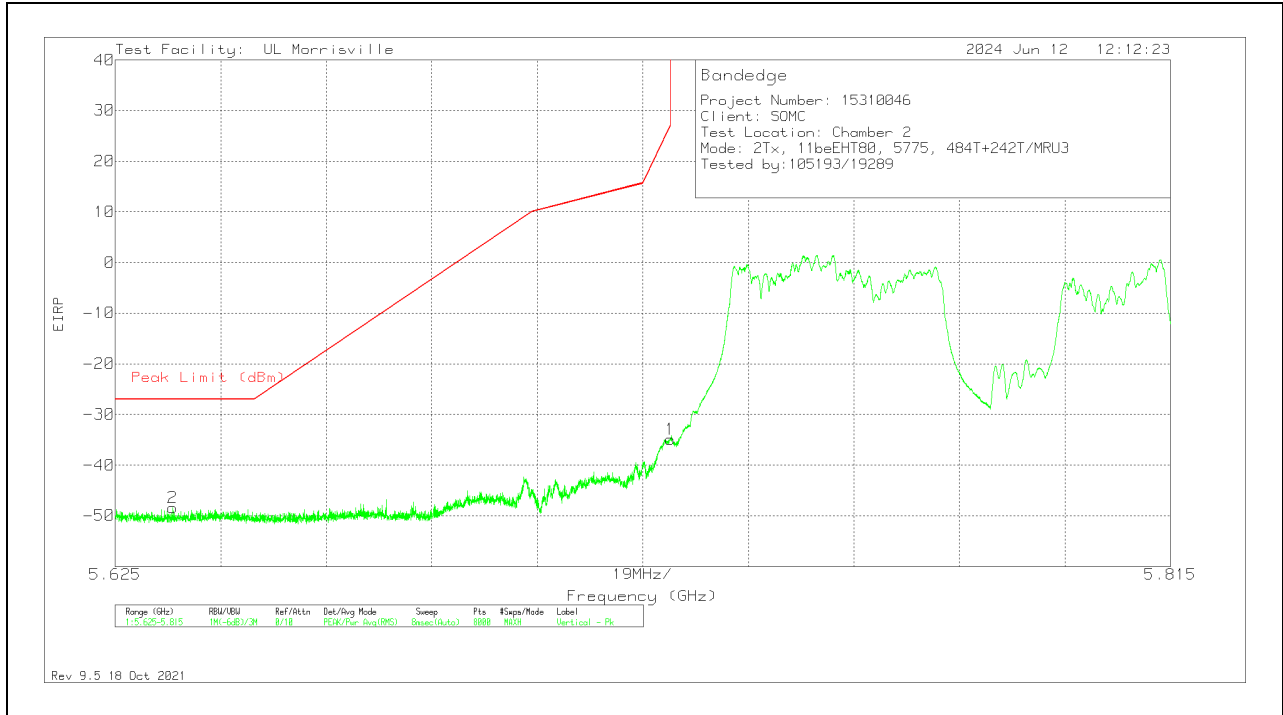
HORIZONTAL RESULT



Marker	Frequency (GHz)	Meter Reading (dBm)	Det	86408 (dB/m)	Gain/Loss (dB)	Conversion Factor (dB)	Corrected Reading EIRP	Peak Limit (dBm)	PK Margin (dB)	Azimuth (Degs)	Height (cm)	Polarity
2	5.64871	-71.23	Pk	34.6	-23.1	11.8	-47.93	-27	-20.93	91	101	H
1	5.72498	-58.42	Pk	34.6	-23	11.8	-35.02	26.95	-61.97	91	101	H

Pk - Peak detector

VERTICAL RESULT

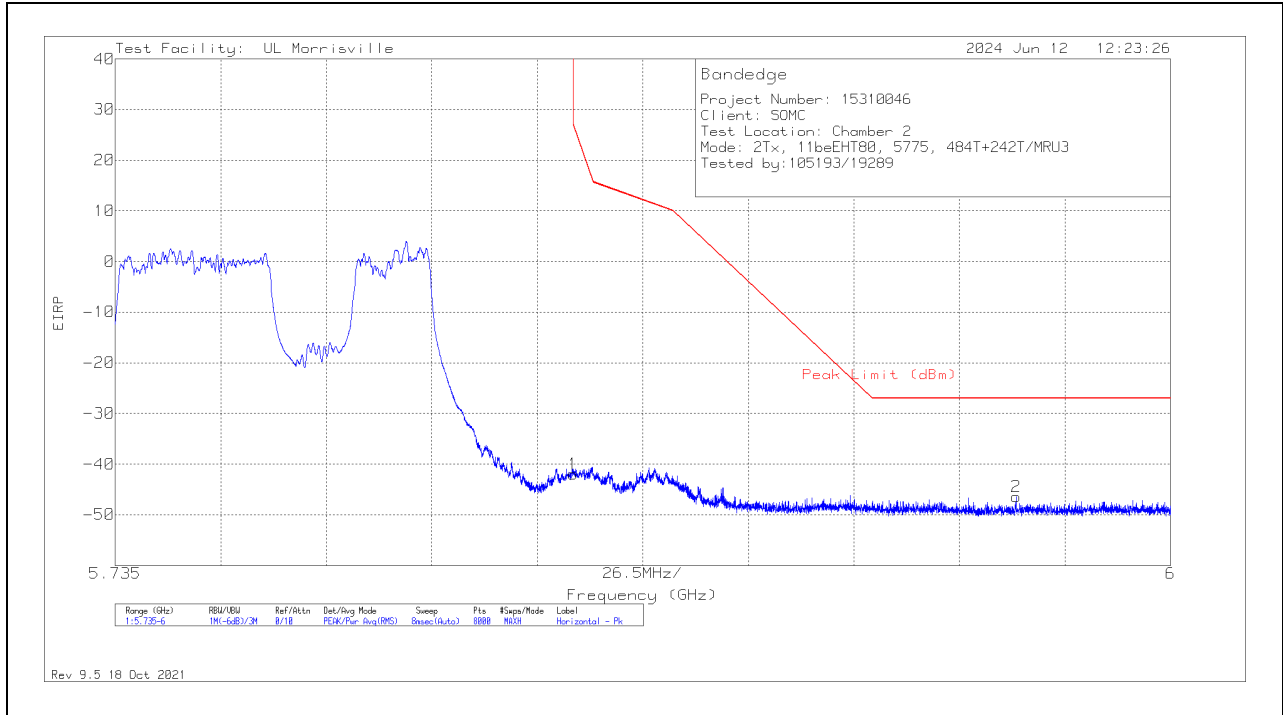


Marker	Frequency (GHz)	Meter Reading (dBm)	Det	86408 (dB/m)	Gain/Loss (dB)	Conversion Factor (dB)	Corrected Reading EIRP	Peak Limit (dBm)	PK Margin (dB)	Azimuth (Degs)	Height (cm)	Polarity
2	5.63533	-71.57	Pk	34.6	-23.2	11.8	-48.37	-27	-21.37	53	397	V
1	5.72498	-58.28	Pk	34.6	-23	11.8	-34.88	26.95	-61.83	53	397	V

Pk - Peak detector

BANDEDGE (HIGH SIDE)

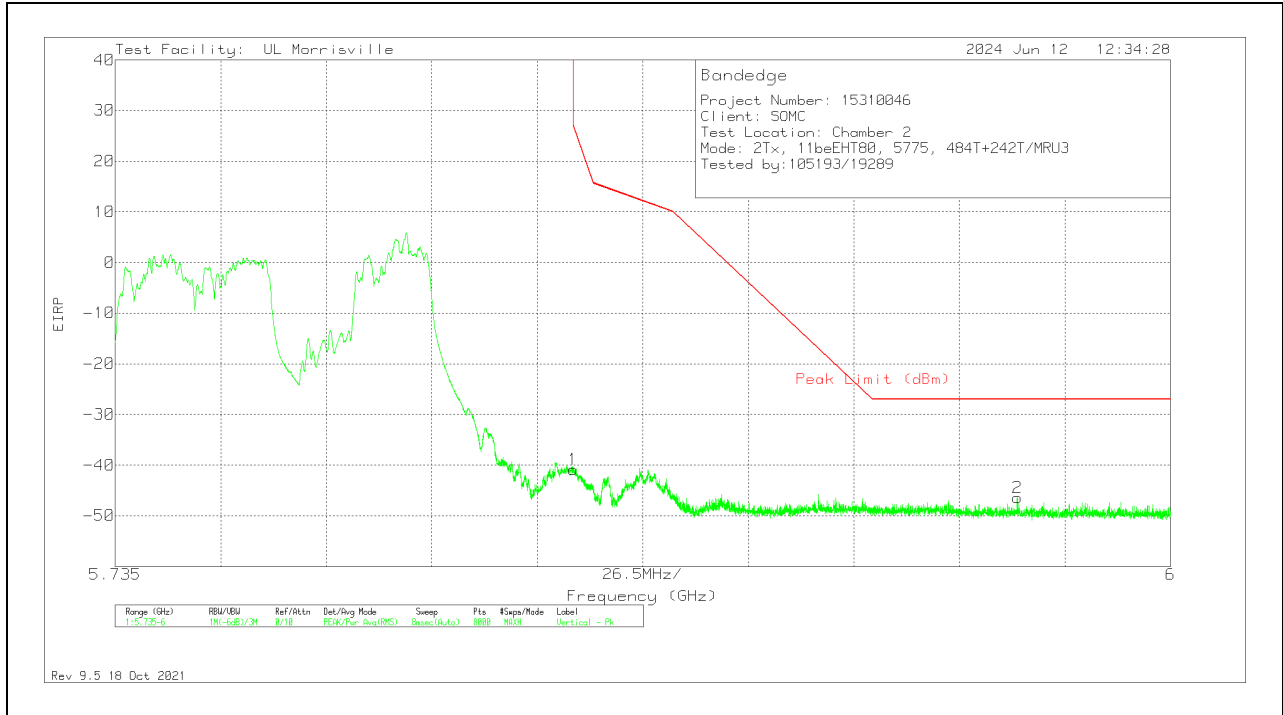
HORIZONTAL RESULT



Marker	Frequency (GHz)	Meter Reading (dBm)	Det	86408 (dB/m)	Gain/Loss (dB)	Conversion Factor (dB)	Corrected Reading EIRP	Peak Limit (dBm)	PK Margin (dB)	Azimuth (Degs)	Height (cm)	Polarity
1	5.85002	-65.81	Pk	34.9	-22.9	11.8	-42.01	26.95	-68.96	79	223	H
2	5.9612	-70.55	Pk	35.1	-22.8	11.8	-46.45	-27	-19.45	79	223	H

Pk - Peak detector

VERTICAL RESULT



Marker	Frequency (GHz)	Meter Reading (dBm)	Det	86408 (dB/m)	Gain/Loss (dB)	Conversion Factor (dB)	Corrected Reading EIRP	Peak Limit (dBm)	PK Margin (dB)	Azimuth (Degs)	Height (cm)	Polarity
1	5.85002	-64.66	Pk	34.9	-22.9	11.8	-40.86	26.95	-67.81	32	389	V
2	5.96154	-70.56	Pk	35.1	-22.8	11.8	-46.46	-27	-19.46	32	389	V

Pk - Peak detector

12. AC POWERLINE CONDUCTED EMISSIONS LIMITS

FCC §15.207 (a)

Frequency of Emission (MHz)	Conducted Limit (dB μ V)	
	Quasi-peak	Average
0.15-0.5	66 to 56 *	56 to 46 *
0.5-5	56	46
5-30	60	50

*Decreases with the logarithm of the frequency.

TEST PROCEDURE

The EUT is placed on a non-conducting table 40 cm from the vertical ground plane and 80 cm above the horizontal ground plane. The EUT is configured in accordance with ANSI C63.10.

The receiver is set to a resolution bandwidth of 9 kHz. Peak detection is used unless otherwise noted as quasi-peak or average.

Line conducted data is recorded for both NEUTRAL and HOT lines.

RESULTS

Refer to UL Report R15110020-E5 for all AC Power Line Conducted Emissions testing.

13. SETUP PHOTOS:

Refer to R15310046-EP1 for Setup Photos and Diagrams

END OF TEST REPORT