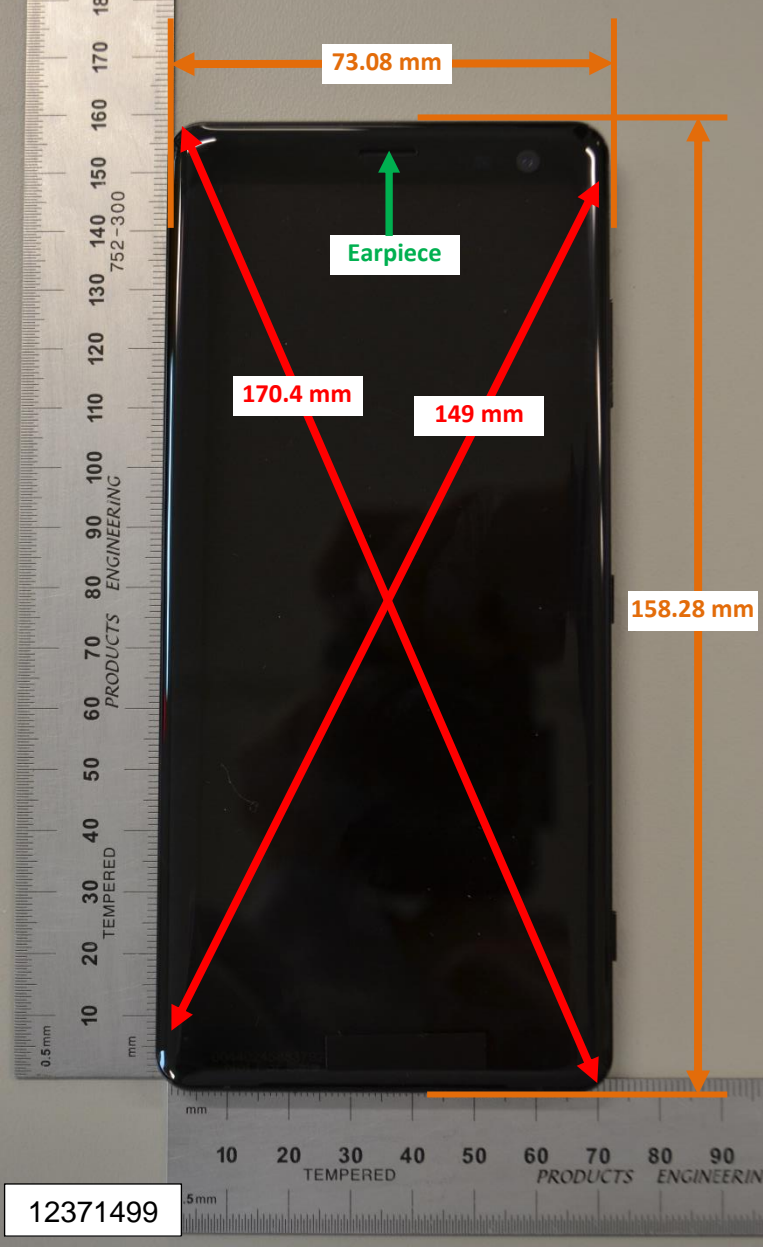


DUT and SAR Set-up Photos

Overall Dimensions



Front View of the DUT




Rear View of the DUT



Setup Photos

Handset Vertical and Horizontal Reference Lines
Vertical
Center Line




Horizontal
Line


12371499

Head Exposure Conditions


Left Touch




Left Tilt (15°)



Right Touch




Right Tilt (15°)



Body-worn Accessory Exposure Conditions

Rear @ 15mm




Front @ 15mm




Hotspot mode Exposure Conditions

Rear @ 10mm




Front @ 10mm



Edge 2 @ 10mm




Edge 3 @ 10mm

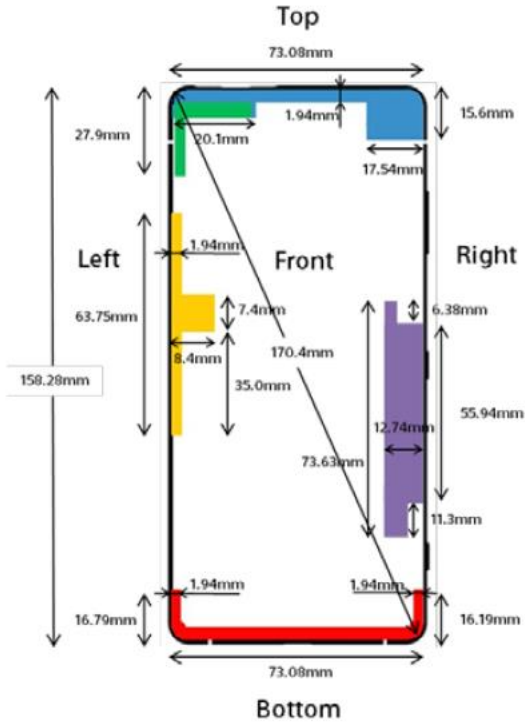


Edge 4 @ 10mm

12371499



Antenna Dimensions & Separation Distances



- Cellular Main Antenna (Tx/Rx)
(Cellular Main Antenna 1 (Tx/Rx) + Cellular Main Antenna 2 (Tx/Rx))
- Cellular Sub Antenna (Rx)
(Cellular Sub Antenna 1 (Rx) + Cellular Sub Antenna 2 (Rx) / GPS(Rx))
- WLAN Chain 0 (Tx/Rx) / BT Antenna (Tx/Rx)
- Cellular 3rd Antenna (Rx)
- Cellular 4th (Rx) / WLAN Chain 1 Antenna (Tx/Rx)