



# FCC RADIO TEST REPORT

**FCC ID** : PY7-502520  
**Equipment** : GSM/WCDMA/LTE Phone with BT, DTS/UNII  
a/b/g/n/ac, GPS and NFC  
**Brand Name** : Sony  
**Applicant** : Sony Mobile Communications Inc.  
4-12-3 Higashi-Shinagawa, Shinagawa-ku,  
Tokyo, 140-0002, Japan  
**Manufacturer** : Sony Mobile Communications Inc.  
4-12-3 Higashi-Shinagawa, Shinagawa-ku,  
Tokyo, 140-0002, Japan  
**Standard** : 47 CFR Part 2, 22(H), 24(E), 27

The product was received on Jun. 10, 2019 and testing was started from Jul. 03, 2019 and completed on Aug. 06, 2019. We, SPORTON INTERNATIONAL INC. EMC & Wireless Communications Laboratory, would like to declare that the tested sample has been evaluated in accordance with the test procedures given in ANSI / TIA-603-E and has been in compliance with the applicable technical standards.

The report must not be used by the client to claim product certification, approval, or endorsement by TAF or any agency of government.

The test results in this spot check data apply exclusively to the tested model / sample. Without written approval of SPORTON INTERNATIONAL INC. EMC & Wireless Communications Laboratory, the test report shall not be reproduced except in full.

Approved by: Jones Tsai

**SPORTON INTERNATIONAL INC. EMC & Wireless Communications Laboratory**

No. 52, Huaya 1st Rd., Guishan Dist., Taoyuan City, Taiwan (R.O.C.)



# Table of Contents

**History of this test report .....3**

**Summary of Test Result .....4**

**1 General Description.....6**

    1.1 Product Feature of Equipment Under Test .....6

    1.2 Modification of EUT .....6

    1.3 Emission Designator .....7

    1.4 Testing Location .....10

    1.5 Applicable Standards .....10

**2 Test Configuration of Equipment Under Test.....11**

    2.1 Test Mode.....11

    2.2 Connection Diagram of Test System .....13

    2.3 Support Unit used in test configuration and system.....13

    2.4 Frequency List of Low/Middle/High Channels.....14

**3 Conducted Test Items .....19**

    3.1 Measuring Instruments.....19

    3.2 Conducted Output Power and ERP/EIRP .....20

**4 Radiated Test Items .....21**

    4.1 Measuring Instruments.....21

    4.2 Radiated Spurious Emission Measurement.....22

**5 List of Measuring Equipment .....23**

**6 Uncertainty of Evaluation.....25**

**Appendix A. Test Results of Conducted Test**

**Appendix B. Test Results of ERP/EIRP and Radiated Test**



### History of this test report

Report No.	Version	Description	Issued Date
FG971021-01B	01	Initial issue of report	Aug. 12, 2019



### Summary of Test Result

Report Clause	Ref Std. Clause	Test Items	Result (PASS/FAIL)	Remark
3.2	§2.1046	Conducted Output Power	Reporting only	
	§22.913 (a)(2)	Effective Radiated Power (Band 5) (Band 26)	Pass	-
	§27.50 (b)(10) §27.50 (c)(10)	Effective Radiated Power (Band 12) (Band 13) (Band 17)		
	§24.232 (c) §27.50 (h)(2)	Equivalent Isotropic Radiated Power (Band 2) (Band 25) (Band 7) (Band 41)		
	§27.50 (d)(4)	Equivalent Isotropic Radiated Power (Band 4) (Band 66)		
-	§24.232 (d) §27.50 (d)(5)	Peak-to-Average Ratio		
-	§2.1049	Occupied Bandwidth	Not Required	-
-	§2.1051 §22.917 (a) §24.238 (a) §27.53 (c)(2)(4) §27.53 (g) §27.53 (h)	Conducted Band Edge Measurement (Band 2) (Band 4) (Band 5) (Band 12) (Band 13) (Band 17) (Band 25) (Band 26) (Band 66)	Not Required	-
	§2.1051 §27.53 (m)(4)	Conducted Band Edge Measurement (Band 7) (Band 41)		
-	§2.1051 §22.917 (a) §24.238 (a) §27.53 (c)(2) §27.53 (g) §27.53 (h)	Conducted Spurious Emission (Band 2) (Band 4) (Band 5) (Band 12) (Band 13) (Band 17) (Band 25) (Band 26) (Band 66)	Not Required	-
	§2.1051 §27.53 (m)(4)	Conducted Spurious Emission (Band 7) (Band 41)		
-	§2.1055 §22.355 §24.235 §27.54	Frequency Stability Temperature & Voltage	Not Required	-



Report Clause	Ref Std. Clause	Test Items	Result (PASS/FAIL)	Remark
4.2	§2.1053 §22.917 (a) §24.238 (a) §27.53 (c)(2) §27.53 (f) §27.53 (g) §27.53 (h)	Radiated Spurious Emission (Band 2) (Band 4) (Band 5) (Band 12) (Band 13) (Band 17) (Band 25) (Band 26) (Band 66)	Pass	Under limit 21.60 dB at 1568.000 MHz
	§2.1053 §27.53 (m)(4)	Radiated Spurious Emission (Band 7) (Band 41)		

**Remark:**

1. Not required means after assessing, test items are not necessary to carry out.
2. This is a spot check data report and data performed in appendix of this report are chosen from the worst case of the original FCC ID report. All the test cases were performed on original report which can be referred to Sporton Report Number FG940901-03B.

**Declaration of Conformity:**

The test results with all measurement uncertainty excluded are presented in accordance with the regulation limits or requirements declared by manufacturers.

**Comments and Explanations:**

The declared of product specification for EUT presented in the report are provided by the manufacturer, and the manufacturer takes all the responsibilities for the accuracy of product specification.

**Reviewed by: Wii Chang**

**Report Producer: Yimin Ho**



# 1 General Description

## 1.1 Product Feature of Equipment Under Test

GSM/WCDMA/LTE, Bluetooth, DTS/UNII a/b/g/n/ac, NFC, and GNSS.

Product Specification subjective to this standard	
Antenna Type	Loop Antenna

EUT Information List			
HW Version	SW Version	IMEI	Performed Test Item
A	3.122	004402459556654	Conducted Measurement
		004402459554220	Radiated Spurious Emission ERP/EIRP Test

Accessory List	
AC Adapter	Model Name : UCH32
	S/N: 6218W30200140
Earphone	Model Name.: MH750
	S/N : N/A
USB Cable	Model Name.: UCB24
	S/N : N/A
2 in 1 USB Audio Cable	Model Name.: EC270
	S/N : N/A

**Note:**

1. Above EUT list used are electrically identical per declared by manufacturer.
2. Above the accessories list are used to exercise the EUT during test, and the serial number of each type of accessories is listed in each section of this report. .
3. For other wireless features of this EUT, test report will be issued separately.

## 1.2 Modification of EUT

No modifications are made to the EUT during all test items.



### 1.3 Emission Designator

LTE Band 2		QPSK			16QAM			64QAM		
BW (MHz)	Frequency Range (MHz)	Emission Designator (99%OBW)	Frequency Tolerance (ppm)	Maximum EIRP(W)	Emission Designator (99%OBW)	Frequency Tolerance (ppm)	Maximum EIRP(W)	Emission Designator (99%OBW)	Frequency Tolerance (ppm)	Maximum EIRP(W)
1.4	1850.7~1909.3	-	-	0.0383	-	-	0.0363	-	-	0.0369
3	1851.5~1908.5	-	-	0.0386	-	-	0.0369	-	-	0.0372
5	1852.5~1907.5	-	-	0.0392	-	-	0.0350	-	-	0.0362
10	1855.0~1905.0	-	-	0.0383	-	-	0.0371	-	-	0.0356
15	1857.5~1902.5	-	-	0.0392	-	-	0.0377	-	-	0.0372
20	1860.0~1900.0	-	-	0.0403	-	-	0.0383	-	-	0.0355
LTE Band 4		QPSK			16QAM			64QAM		
BW (MHz)	Frequency Range (MHz)	Emission Designator (99%OBW)	Frequency Tolerance (ppm)	Maximum EIRP(W)	Emission Designator (99%OBW)	Frequency Tolerance (ppm)	Maximum EIRP(W)	Emission Designator (99%OBW)	Frequency Tolerance (ppm)	Maximum EIRP(W)
1.4	1710.7~1754.3	-	-	0.0449	-	-	0.0443	-	-	0.0421
3	1711.5~1753.5	-	-	0.0462	-	-	0.0451	-	-	0.0454
5	1712.5~1752.5	-	-	0.0460	-	-	0.0411	-	-	0.0436
10	1715.0~1750.0	-	-	0.0481	-	-	0.0445	-	-	0.0438
15	1717.5~1747.5	-	-	0.0484	-	-	0.0455	-	-	0.0446
20	1720.0~1745.0	-	-	0.0486	-	-	0.0455	-	-	0.0451
LTE Band 5		QPSK			16QAM			64QAM		
BW (MHz)	Frequency Range (MHz)	Emission Designator (99%OBW)	Frequency Tolerance (ppm)	Maximum ERP(W)	Emission Designator (99%OBW)	Frequency Tolerance (ppm)	Maximum ERP(W)	Emission Designator (99%OBW)	Frequency Tolerance (ppm)	Maximum ERP(W)
1.4	824.7~848.3	-	-	0.0627	-	-	0.0482	-	-	0.0390
3	825.5~847.5	-	-	0.0631	-	-	0.0508	-	-	0.0397
5	826.5~846.5	-	-	0.0631	-	-	0.0473	-	-	0.0389
10	829.0~844.0	-	-	0.0631	-	-	0.0485	-	-	0.0379
LTE Band 7		QPSK			16QAM			64QAM		
BW (MHz)	Frequency Range (MHz)	Emission Designator (99%OBW)	Frequency Tolerance (ppm)	Maximum EIRP(W)	Emission Designator (99%OBW)	Frequency Tolerance (ppm)	Maximum EIRP(W)	Emission Designator (99%OBW)	Frequency Tolerance (ppm)	Maximum EIRP(W)
5	2502.5~2567.5	-	-	0.0746	-	-	0.0684	-	-	0.0684
10	2505.0~2565.0	-	-	0.0752	-	-	0.0693	-	-	0.0695
15	2507.5~2562.5	-	-	0.0778	-	-	0.0713	-	-	0.0718
20	2510.0~2560.0	-	-	0.0798	-	-	0.0728	-	-	0.0738



LTE Band 12		QPSK			16QAM			64QAM		
BW (MHz)	Frequency Range (MHz)	Emission Designator (99%OBW)	Frequency Tolerance (ppm)	Maximum ERP(W)	Emission Designator (99%OBW)	Frequency Tolerance (ppm)	Maximum ERP(W)	Emission Designator (99%OBW)	Frequency Tolerance (ppm)	Maximum ERP(W)
1.4	699.7~715.3	-	-	0.0486	-	-	0.0345	-	-	0.0272
3	700.5~714.5	-	-	0.0483	-	-	0.0353	-	-	0.0273
5	701.5~713.5	-	-	0.0479	-	-	0.0352	-	-	0.0274
10	704.0~711.0	-	-	0.0489	-	-	0.0353	-	-	0.0274
LTE Band 13		QPSK			16QAM			64QAM		
BW (MHz)	Frequency Range (MHz)	Emission Designator (99%OBW)	Frequency Tolerance (ppm)	Maximum ERP(W)	Emission Designator (99%OBW)	Frequency Tolerance (ppm)	Maximum ERP(W)	Emission Designator (99%OBW)	Frequency Tolerance (ppm)	Maximum ERP(W)
5	779.5~784.5	-	-	0.0719	-	-	0.0571	-	-	0.0429
10	782.0	-	-	0.0731	-	-	0.0556	-	-	0.0435
LTE Band 17		QPSK			16QAM			64QAM		
BW (MHz)	Frequency Range (MHz)	Emission Designator (99%OBW)	Frequency Tolerance (ppm)	Maximum ERP(W)	Emission Designator (99%OBW)	Frequency Tolerance (ppm)	Maximum ERP(W)	Emission Designator (99%OBW)	Frequency Tolerance (ppm)	Maximum ERP(W)
5	706.5~713.5	-	-	0.0471	-	-	0.0389	-	-	0.0292
10	709.0~711.0	-	-	0.0475	-	-	0.0391	-	-	0.0286
LTE Band 25		QPSK			16QAM			64QAM		
BW (MHz)	Frequency Range (MHz)	Emission Designator (99%OBW)	Frequency Tolerance (ppm)	Maximum EIRP(W)	Emission Designator (99%OBW)	Frequency Tolerance (ppm)	Maximum EIRP(W)	Emission Designator (99%OBW)	Frequency Tolerance (ppm)	Maximum EIRP(W)
1.4	1850.7~1914.3	-	-	0.0406	-	-	0.0401	-	-	0.0391
3	1851.5~1913.5	-	-	0.0385	-	-	0.0357	-	-	0.0367
5	1852.5~1912.5	-	-	0.0406	-	-	0.0393	-	-	0.0394
10	1855.0~1910.0	-	-	0.0406	-	-	0.0401	-	-	0.0394
15	1857.5~1907.5	-	-	0.0403	-	-	0.0393	-	-	0.0389
20	1860.0~1905.0	-	-	0.0415	-	-	0.0394	-	-	0.0386





LTE Band 26		QPSK			16QAM			64QAM		
BW (MHz)	Frequency Range (MHz)	Emission Designator (99%OBW)	Frequency Tolerance (ppm)	Maximum ERP(W)	Emission Designator (99%OBW)	Frequency Tolerance (ppm)	Maximum ERP(W)	Emission Designator (99%OBW)	Frequency Tolerance (ppm)	Maximum ERP(W)
1.4	824.7~848.3	-	-	0.0619	-	-	0.0499	-	-	0.0407
3	825.5~847.5	-	-	0.0625	-	-	0.0499	-	-	0.0406
5	826.5~846.5	-	-	0.0619	-	-	0.0507	-	-	0.0396
10	829.0~844.0	-	-	0.0619	-	-	0.0504	-	-	0.0396
15	831.5~841.5	-	-	0.0635	-	-	0.0502	-	-	0.0398
LTE Band 41		QPSK			16QAM			64QAM		
BW (MHz)	Frequency Range (MHz)	Emission Designator (99%OBW)	Frequency Tolerance (ppm)	Maximum EIRP(W)	Emission Designator (99%OBW)	Frequency Tolerance (ppm)	Maximum EIRP(W)	Emission Designator (99%OBW)	Frequency Tolerance (ppm)	Maximum EIRP(W)
5	2498.5~2687.5	-	-	0.1371	-	-	0.1216	-	-	0.1156
10	2501.0~2685.0	-	-	0.1355	-	-	0.1225	-	-	0.1135
15	2503.5~2682.5	-	-	0.1349	-	-	0.1230	-	-	0.1148
20	2506.0~2680.0	-	-	0.1349	-	-	0.1205	-	-	0.1140
LTE Band 66		QPSK			16QAM			64QAM		
BW (MHz)	Frequency Range (MHz)	Emission Designator (99%OBW)	Frequency Tolerance (ppm)	Maximum EIRP(W)	Emission Designator (99%OBW)	Frequency Tolerance (ppm)	Maximum EIRP(W)	Emission Designator (99%OBW)	Frequency Tolerance (ppm)	Maximum EIRP(W)
1.4	1710.7~1779.3	-	-	0.0475	-	-	0.0457	-	-	0.0453
3	1711.5~1778.5	-	-	0.0476	-	-	0.0469	-	-	0.0447
5	1712.5~1777.5	-	-	0.0468	-	-	0.0458	-	-	0.0445
10	1715.0~1775.0	-	-	0.0505	-	-	0.0454	-	-	0.0462
15	1717.5~1772.5	-	-	0.0498	-	-	0.0463	-	-	0.0460
20	1720.0~1770.0	-	-	0.0504	-	-	0.0458	-	-	0.0468



### 1.4 Testing Location

<b>Test Site</b>	SPORTON INTERNATIONAL INC. EMC & Wireless Communications Laboratory
<b>Test Site Location</b>	No.52, Huaya 1st Rd., Guishan Dist., Taoyuan City, Taiwan (R.O.C.) TEL: +886-3-327-3456 FAX: +886-3-328-4978
<b>Test Site No.</b>	<b>Sporton Site No.</b>
	TH05-HY
<b>Test Engineer</b>	Jacky Wang
<b>Temperature</b>	24~27 °C
<b>Relative Humidity</b>	55~57 %

**Note:** The test site complies with ANSI C63.4 2014 requirement.

<b>Test Site</b>	SPORTON INTERNATIONAL INC. EMC & Wireless Communications Laboratory
<b>Test Site Location</b>	No.58, Aly. 75, Ln. 564, Wenhua 3rd, Rd., Guishan Dist., Taoyuan City, Taiwan (R.O.C.) TEL: +886-3-327-0868 FAX: +886-3-327-0855
<b>Test Site No.</b>	<b>Sporton Site No.</b>
	03CH13-HY
<b>Test Engineer</b>	Ryan Lin, JC Linag, and Wilson Wu
<b>Temperature</b>	21.5~23.5 °C
<b>Relative Humidity</b>	46.5~49.5 %

**Note:** The test site complies with ANSI C63.4 2014 requirement.

FCC Designation No.: TW1190 and TW0007

### 1.5 Applicable Standards

According to the specifications of the manufacturer, the EUT must comply with the requirements of the following standards:

- ♦ ANSI C63.26-2015
- ♦ ANSI / TIA-603-E
- ♦ 47 CFR Part 2, 22(H), 24(E), 27
- ♦ FCC KDB 971168 D01 Power Meas. License Digital Systems v03r01
- ♦ FCC KDB 412172 D01 Determining ERP and EIRP v01r01

**Remark:**

1. All test items were verified and recorded according to the standards and without any deviation during the test.
2. This EUT has also been tested and complied with the requirements of FCC Part 15, Subpart B, recorded in a separate test report.



## 2 Test Configuration of Equipment Under Test

### 2.1 Test Mode

Antenna port conducted and radiated test items listed below are performed according to KDB 971168 D01 Power Meas. License Digital Systems v03r01 with maximum output power.

For radiated measurement, pre-scanned in three orthogonal panels, X, Y, Z, and Accessory. The worst cases (Z plane with Adapter) were recorded in this report.

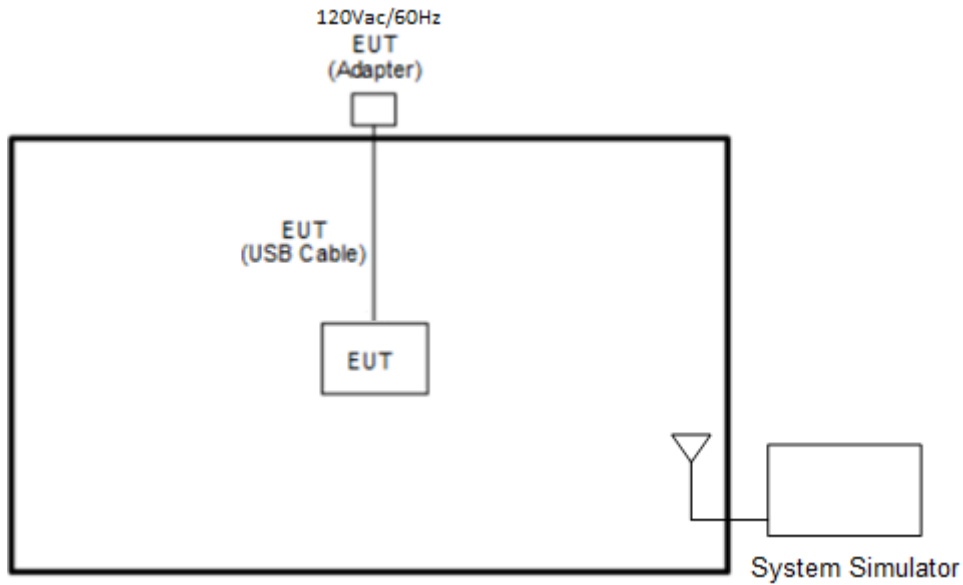
Test Items	Band	Bandwidth (MHz)						Modulation			RB #			Test Channel		
		1.4	3	5	10	15	20	QPSK	16QAM	64QAM	1	Half	Full	L	M	H
Max. Output Power	2	v	v	v	v	v	v	v	v	v	v	v	v	v	v	v
	4	v	v	v	v	v	v	v	v	v	v	v	v	v	v	v
	5	v	v	v	v	-	-	v	v	v	v	v	v	v	v	v
	7	-	-	v	v	v	v	v	v	v	v	v	v	v	v	v
	12	v	v	v	v	-	-	v	v	v	v	v	v	v	v	v
	13	-	-	v	v	-	-	v	v	v	v	v	v	v	v	v
	17	-	-	v	v	-	-	v	v	v	v	v	v	v	v	v
	25	v	v	v	v	v	v	v	v	v	v	v	v	v	v	v
	26	v	v	v	v	v	-	v	v	v	v	v	v	v	v	v
	41	-	-	v	v	v	v	v	v	v	v	v	v	v	v	v
66	v	v	v	v	v	v	v	v	v	v	v	v	v	v	v	
E.R.P / E.I.R.P	2	v	v	v	v	v	v	v	v	v	v			v	v	v
	4	v	v	v	v	v	v	v	v	v	v			v	v	v
	5	v	v	v	v	-	-	v	v	v	v			v	v	v
	7	-	-	v	v	v	v	v	v	v	v			v	v	v
	12	v	v	v	v	-	-	v	v	v	v			v	v	v
	13	-	-	v	v	-	-	v	v	v	v			v	v	v
	17	-	-	v	v	-	-	v	v	v	v			v	v	v
	25	v	v	v	v	v	v	v	v	v	v			v	v	v
	26	v	v	v	v	v	-	v	v	v	v			v	v	v
	41	-	-	v	v	v	v	v	v	v	v			v	v	v
66	v	v	v	v	v	v	v	v	v	v			v	v	v	



Test Items	Band	Bandwidth (MHz)						Modulation			RB #			Test Channel				
		1.4	3	5	10	15	20	QPSK	16QAM	64QAM	1	Half	Full	L	M	H		
Radiated Spurious Emission	7	Worst Case													v			
	12	Worst Case													v			
	13	Worst Case													v			
	25	Worst Case													v			
	26	Worst Case															v	
	41	Worst Case																v
	66	Worst Case																v
Remark	<ol style="list-style-type: none"> <li>1. The mark "v" means that this configuration is chosen for testing</li> <li>2. The mark "-" means that this bandwidth is not supported.</li> <li>3. The device is investigated from 30MHz to 10 times of fundamental signal for radiated spurious emission test under different RB size/offset and modulations in exploratory test. Subsequently, only the worst case emissions are reported.</li> <li>4. Wider operating range bandwidth covers narrower one when the power is higher or the same.</li> </ol>																	

## 2.2 Connection Diagram of Test System

<EUT with Adapter>



## 2.3 Support Unit used in test configuration and system

Item	Equipment	Trade Name	Model No.	FCC ID	Data Cable	Power Cord
1.	System Simulator	Anritsu	8820C	N/A	N/A	Unshielded, 1.8 m



### 2.4 Frequency List of Low/Middle/High Channels

LTE Band 2 Channel and Frequency List				
BW [MHz]	Channel/Frequency(MHz)	Lowest	Middle	Highest
20	Channel	18700	18900	19100
	Frequency	1860	1880	1900
15	Channel	18675	18900	19125
	Frequency	1857.5	1880	1902.5
10	Channel	18650	18900	19150
	Frequency	1855	1880	1905
5	Channel	18625	18900	19175
	Frequency	1852.5	1880	1907.5
3	Channel	18615	18900	19185
	Frequency	1851.5	1880	1908.5
1.4	Channel	18607	18900	19193
	Frequency	1850.7	1880	1909.3

LTE Band 4 Channel and Frequency List				
BW [MHz]	Channel/Frequency(MHz)	Lowest	Middle	Highest
20	Channel	20050	20175	20300
	Frequency	1720	1732.5	1745
15	Channel	20025	20175	20325
	Frequency	1717.5	1732.5	1747.5
10	Channel	20000	20175	20350
	Frequency	1715	1732.5	1750
5	Channel	19975	20175	20375
	Frequency	1712.5	1732.5	1752.5
3	Channel	19965	20175	20385
	Frequency	1711.5	1732.5	1753.5
1.4	Channel	19957	20175	20393
	Frequency	1710.7	1732.5	1754.3



LTE Band 5 Channel and Frequency List				
BW [MHz]	Channel/Frequency(MHz)	Lowest	Middle	Highest
10	Channel	20450	20525	20600
	Frequency	829	836.5	844
5	Channel	20425	20525	20625
	Frequency	826.5	836.5	846.5
3	Channel	20415	20525	20635
	Frequency	825.5	836.5	847.5
1.4	Channel	20407	20525	20643
	Frequency	824.7	836.5	848.3

LTE Band 7 Channel and Frequency List				
BW [MHz]	Channel/Frequency(MHz)	Lowest	Middle	Highest
20	Channel	20850	21100	21350
	Frequency	2510	2535	2560
15	Channel	20825	21100	21375
	Frequency	2507.5	2535	2562.5
10	Channel	20800	21100	21400
	Frequency	2505	2535	2565
5	Channel	20775	21100	21425
	Frequency	2502.5	2535	2567.5

LTE Band 12 Channel and Frequency List				
BW [MHz]	Channel/Frequency(MHz)	Lowest	Middle	Highest
10	Channel	23060	23095	23130
	Frequency	704	707.5	711
5	Channel	23035	23095	23155
	Frequency	701.5	707.5	713.5
3	Channel	23025	23095	23165
	Frequency	700.5	707.5	714.5
1.4	Channel	23017	23095	23173
	Frequency	699.7	707.5	715.3



LTE Band 13 Channel and Frequency List				
BW [MHz]	Channel/Frequency(MHz)	Lowest	Middle	Highest
10	Channel	-	23230	-
	Frequency	-	782	-
5	Channel	23205	23230	23255
	Frequency	779.5	782	784.5

LTE Band 17 Channel and Frequency List				
BW [MHz]	Channel/Frequency(MHz)	Lowest	Middle	Highest
10	Channel	23780	23790	23800
	Frequency	709	710	711
5	Channel	23755	23790	23825
	Frequency	706.5	710	713.5

LTE Band 25 Channel and Frequency List				
BW [MHz]	Channel/Frequency(MHz)	Lowest	Middle	Highest
20	Channel	26140	26340	26590
	Frequency	1860	1880	1905
15	Channel	26115	26340	26615
	Frequency	1857.5	1880	1907.5
10	Channel	26090	26340	26640
	Frequency	1855	1880	1910
5	Channel	26065	26340	26665
	Frequency	1852.5	1880	1912.5
3	Channel	26055	26340	26675
	Frequency	1851.5	1880	1913.5
1.4	Channel	26047	26340	26683
	Frequency	1850.7	1880	1914.3





LTE Band 26 Channel and Frequency List				
BW [MHz]	Channel/Frequency(MHz)	Lowest	Middle	Highest
15	Channel	26865	26915	26965
	Frequency	831.5	836.5	841.5
10	Channel	26840	26915	26990
	Frequency	829.0	836.5	844.0
5	Channel	26815	26915	27015
	Frequency	826.5	836.5	846.5
3	Channel	26805	26915	27025
	Frequency	825.5	836.5	847.5
1.4	Channel	26797	26915	27033
	Frequency	824.7	836.5	848.3

LTE Band 41 Channel and Frequency List				
BW [MHz]	Channel/Frequency(MHz)	Lowest	Middle	Highest
20	Channel	39750	40620	41490
	Frequency	2506.0	2593.0	2680.0
15	Channel	39725	40620	41515
	Frequency	2503.5	2593.0	2682.5
10	Channel	39700	40620	41540
	Frequency	2501.0	2593.0	2685.0
5	Channel	39675	40620	41565
	Frequency	2498.5	2593.0	2687.5



LTE Band 66 Channel and Frequency List				
BW [MHz]	Channel/Frequency(MHz)	Lowest	Middle	Highest
20	Channel	132072	132322	132572
	Frequency	1720	1745	1770
15	Channel	132047	132322	132597
	Frequency	1717.5	1745	1772.5
10	Channel	132022	132322	132622
	Frequency	1715	1745	1775
5	Channel	131997	132322	132647
	Frequency	1712.5	1745	1777.5
3	Channel	131987	132322	132657
	Frequency	1711.5	1745	1778.5
1.4	Channel	131979	132322	132665
	Frequency	1710.7	1745	1779.3

### 3 Conducted Test Items

#### 3.1 Measuring Instruments

See list of measuring instruments of this test report.

##### 3.1.1 Test Setup

##### 3.1.2 Conducted Output Power



##### 3.1.3 Test Result of Conducted Test

Please refer to Appendix A.



## 3.2 Conducted Output Power and ERP/EIRP

### 3.2.1 Description of the Conducted Output Power Measurement and ERP/EIRP Measurement

A system simulator was used to establish communication with the EUT. Its parameters were set to force the EUT transmitting at maximum output power. The measured power in the radio frequency on the transmitter output terminals shall be reported.

The ERP of mobile transmitters must not exceed 7 Watts for LTE Band 5 and Band 26.

The ERP of mobile transmitters must not exceed 3 Watts for LTE Band 12 and Band 13 and Band 17.

The EIRP of mobile transmitters must not exceed 2 Watts for LTE Band 2 and Band 25 and Band 7 and Band 41.

The EIRP of mobile transmitters must not exceed 1 Watts for LTE Band 4 and Band 66.

According to KDB 412172 D01 Power Approach,

$EIRP = P_T + G_T - L_C$ ,  $ERP = EIRP - 2.15$ , where

$P_T$  = transmitter output power in dBm

$G_T$  = gain of the transmitting antenna in dBi

$L_C$  = signal attenuation in the connecting cable between the transmitter and antenna in dB

### 3.2.2 Test Procedures

1. The transmitter output port was connected to the system simulator.
2. Set EUT at maximum power through the system simulator.
3. Select lowest, middle, and highest channels for each band and different modulation.
4. Measure and record the power level from the system simulator.

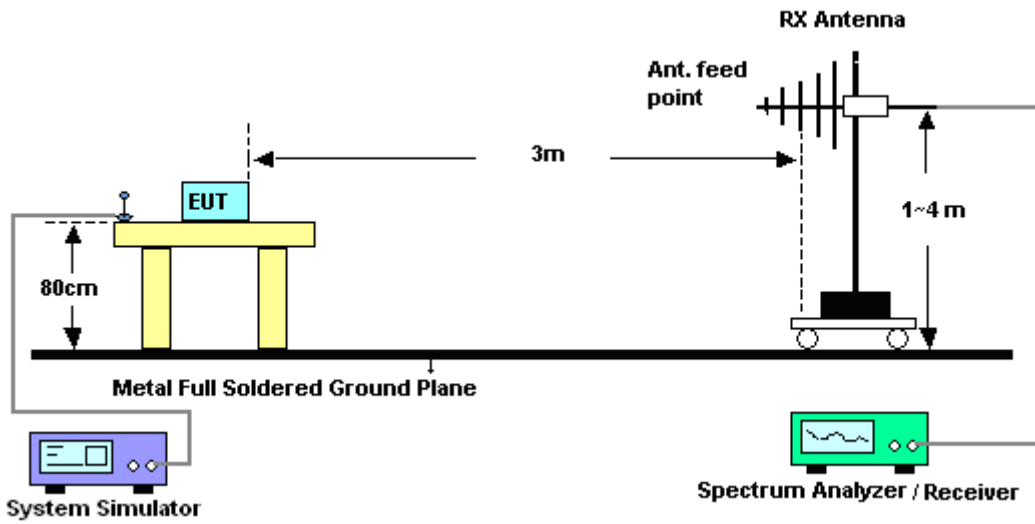
## 4 Radiated Test Items

### 4.1 Measuring Instruments

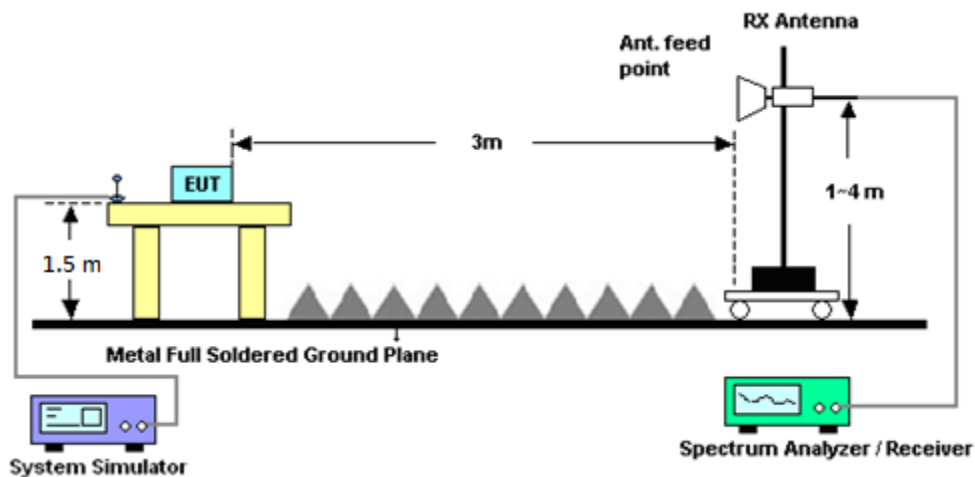
See list of measuring instruments of this test report.

#### 4.1.1 Test Setup

For radiated test from 30MHz to 1GHz



For radiated test above 1GHz



#### 4.1.2 Test Result of Radiated Test

Please refer to Appendix B.



## 4.2 Radiated Spurious Emission Measurement

### 4.2.1 Description of Radiated Spurious Emission Measurement

The radiated spurious emission was measured by substitution method according to ANSI / TIA-603-E. The power of any emission outside of the authorized operating frequency ranges must be attenuated below the transmitter power (P) by a factor of at least  $43 + 10 \log (P)$  dB.

For Band 7, 41

The power of any emission outside of the authorized operating frequency ranges must be attenuated below the transmitter power (P) by a factor of at least  $55 + 10 \log (P)$  dB.

The spectrum is scanned from 30 MHz up to a frequency including its 10th harmonic.

For LTE Band 13

For operations in the 746-758 MHz, 775-788 MHz, and 805-806 MHz bands, emissions in the band 1559-1610 MHz shall be limited to  $-70$  dBW/MHz equivalent isotropically radiated power (EIRP) for wideband signals, and  $-80$  dBW EIRP for discrete emissions of less than 700 Hz bandwidth.

The spectrum is scanned from 30 MHz up to a frequency including its 10th harmonic.

### 4.2.2 Test Procedures

The testing follows FCC KDB 971168 D01 v03r01 Section 7 and ANSI / TIA-603-E Section 2.2.12.

1. The EUT was placed on a turntable with 0.8 meter for frequency below 1GHz and 1.5 meter for frequency above 1GHz respectively above ground.
2. The EUT was set 3 meters from the receiving antenna, which was mounted on the antenna tower.
3. The table was rotated 360 degrees to determine the position of the highest spurious emission.
4. The height of the receiving antenna is varied between one meter and four meters to search the maximum spurious emission for both horizontal and vertical polarizations.
5. Make the measurement with the spectrum analyzer's RBW = 1MHz, VBW = 3MHz, taking the record of maximum spurious emission.
6. A horn antenna was substituted in place of the EUT and was driven by a signal generator.
7. Tune the output power of signal generator to the same emission level with EUT maximum spurious emission.
8. Taking the record of output power at antenna port.
9. Repeat step 7 to step 8 for another polarization.
10. The RF fundamental frequency should be excluded against the limit line in the operating frequency band.

The limit line is derived from  $43 + 10\log(P)$ dB below the transmitter power P(Watts)

11. For Band 7, 41:

The limit line is derived from  $55 + 10\log(P)$ dB below the transmitter power P(Watts)

EIRP (dBm) = S.G. Power – Tx Cable Loss + Tx Antenna Gain

ERP (dBm) = EIRP - 2.15



## 5 List of Measuring Equipment

Instrument	Manufacturer	Model No.	Serial No.	Characteristics	Calibration Date	Test Date	Due Date	Remark
Base Station (Measure)	Anritsu	MT8821C	6201664755	GSM / GPRS /WCDMA / LTE FDD/TDD with 44) /LTE-3CC DLCA,2CC ULCA	Mar. 03, 2019	Jul. 03, 2019	Mar. 02, 2020	Conducted (TH05-HY)
Programmable Power Supply	GW Instek	PSS-2005	EL890094	1V~20V 0.5A~5A	Oct. 02, 2018	Jul. 03, 2019	Oct. 01, 2019	Conducted (TH05-HY)
Coupler	Warison	20dB 25W SMA Directional Coupler	#A	1-18GHz	Jan. 14, 2019	Jul. 03, 2019	Jan. 13, 2020	Conducted (TH05-HY)
Hygrometer	TECEPEL	HTC-1	2	N/A	Mar. 05, 2019	Jul. 03, 2019	Mar. 04, 2020	Conducted (TH05-HY)
Loop Antenna	Rohde & Schwarz	HFH2-Z2	100488	9 kHz~30 MHz	Nov. 22, 2018	Aug. 01, 2019~ Aug. 06, 2019	Nov. 21, 2019	Radiation (03CH13-HY)
Bilog Antenna	TESEQ	CBL 6111D&0080 ON1D01N-06	40103&07	30MHz to 1GHz	Apr. 30, 2019	Aug. 01, 2019~ Aug. 06, 2019	Apr. 29, 2020	Radiation (03CH13-HY)
Horn Antenna	SCHWARZBECK	BBHA 9120 D	9120D-1212	1GHz ~ 18GHz	May 14, 2019	Aug. 01, 2019~ Aug. 06, 2019	May 13, 2020	Radiation (03CH13-HY)
Horn Antenna	ESCO	3117	00143261	1GHz ~ 18GHz	Jan. 07, 2019	Aug. 01, 2019~ Aug. 06, 2019	Jan. 06, 2020	Radiation (03CH13-HY)
SHF-EHF Horn Antenna	SCHWARZBECK	BBHA 9170	BBHA91705 84	18GHz- 40GHz	Dec. 05, 2018	Aug. 01, 2019~ Aug. 06, 2019	Dec. 04, 2019	Radiation (03CH13-HY)
SHF-EHF Horn Antenna	SCHWARZBECK	BBHA 9170	BBHA91702 51	18GHz- 40GHz	Nov. 20, 2018	Aug. 01, 2019~ Aug. 06, 2019	Nov. 19, 2019	Radiation (03CH13-HY)
Amplifier	Sonoma-Instrument	310 N	187282	9KHz~1GHz	Dec. 18, 2018	Aug. 01, 2019~ Aug. 06, 2019	Dec. 17, 2019	Radiation (03CH13-HY)
Preamplifier	EMEC	EM18G40G	060715	18GHz ~ 40GHz	Dec. 06, 2018	Aug. 01, 2019~ Aug. 06, 2019	Dec. 05, 2019	Radiation (03CH13-HY)
Preamplifier	Keysight	83017A	MY5327014 7	1GHz~26.5GHz	Mar. 15, 2019	Aug. 01, 2019~ Aug. 06, 2019	Mar. 14, 2020	Radiation (03CH13-HY)
Spectrum Analyzer	Keysight	N9010A	MY5537052 6	10Hz~44GHz	Mar. 19, 2019	Aug. 01, 2019~ Aug. 06, 2019	Mar. 18, 2020	Radiation (03CH13-HY)
Hygrometer	TECEPEL	DTM-303A	TP157075	N/A	May 18, 2019	Aug. 01, 2019~ Aug. 06, 2019	May 17, 2020	Radiation (03CH13-HY)
Notch Filter	Wainwright	WTRCT5-82 4-849-20-70-60SSK	SN1	824-849	Mar. 21, 2019	Aug. 01, 2019~ Aug. 06, 2019	Mar. 20, 2020	Radiation (03CH13-HY)
Notch Filter	Wainwright	WRCT2500/ 2570-10/40-10SSK	SN1 R	LTE Band 7	Aug. 23, 2018	Aug. 01, 2019~ Aug. 06, 2019	Aug. 22, 2019	Radiation (03CH13-HY)



Instrument	Manufacturer	Model No.	Serial No.	Characteristics	Calibration Date	Test Date	Due Date	Remark
Filter	Wainwright	WLJ4-1000-1530-6000-40ST	SN3	1.53 GHz Lowpass	Mar. 20, 2019	Aug. 01, 2019~ Aug. 06, 2019	Mar. 19, 2020	Radiation (03CH13-HY)
Filter	Microwave	H1G013G1	SN477215	1.0G High Pass	Nov. 02, 2018	Aug. 01, 2019~ Aug. 06, 2019	Nov. 01, 2019	Radiation (03CH13-HY)
Filter	Microwave	H3G018G1	SN477220	3.0G High Pass	Nov. 02, 2018	Aug. 01, 2019~ Aug. 06, 2019	Nov. 01, 2019	Radiation (03CH13-HY)
RF Cable	HUBER + SUHNER	SF102/2*11 SK252	MY4278/2	9kHz~40GHz	May 16, 2019	Aug. 01, 2019~ Aug. 06, 2019	May 15, 2020	Radiation (03CH13-HY)
RF Cable	HUBER + SUHNER	SUCOFLEX 104	MY24961/4	30M-18G	Feb. 13, 2019	Aug. 01, 2019~ Aug. 06, 2019	Feb. 12, 2020	Radiation (03CH13-HY)
RF Cable	HUBER + SUHNER	SUCOFLEX 102	MY2859/2	30M~40GHz	Mar. 13, 2019	Aug. 01, 2019~ Aug. 06, 2019	Mar. 12, 2020	Radiation (03CH13-HY)
Controller	EMEC	EM1000	N/A	Control Turn table & Ant Mast	N/A	Aug. 01, 2019~ Aug. 06, 2019	N/A	Radiation (03CH13-HY)
Antenna Mast	EMEC	AM-BS-4500-B	N/A	1m~4m	N/A	Aug. 01, 2019~ Aug. 06, 2019	N/A	Radiation (03CH13-HY)
Turn Table	EMEC	TT2000	N/A	0~360 Degree	N/A	Aug. 01, 2019~ Aug. 06, 2019	N/A	Radiation (03CH13-HY)
Signal Generator	Anritsu	MG3694C	163401	0.1Hz~40GHz	Jan. 21, 2019	Aug. 01, 2019~ Aug. 06, 2019	Jan. 20, 2020	Radiation (03CH13-HY)
Software	Audix	E3 6.2009-8-24c	RK-001124	N/A	N/A	Aug. 01, 2019~ Aug. 06, 2019	N/A	Radiation (03CH13-HY)





## 6 Uncertainty of Evaluation

### Uncertainty of Radiated Emission Measurement (30 MHz ~ 1000 MHz)

Measuring Uncertainty for a Level of Confidence of 95% ( $U = 2Uc(y)$ )	3.07
---	------

### Uncertainty of Radiated Emission Measurement (1 GHz ~ 18 GHz)

Measuring Uncertainty for a Level of Confidence of 95% ( $U = 2Uc(y)$ )	3.48
---	------

### Uncertainty of Radiated Emission Measurement (18 GHz ~ 40 GHz)

Measuring Uncertainty for a Level of Confidence of 95% ( $U = 2Uc(y)$ )	3.92
---	------



## Appendix A. Test Results of Conducted Test

### Conducted Output Power(Average power)

LTE Band 2 Maximum Average Power [dBm]						
BW [MHz]	RB Size	RB Offset	Mod	Lowest	Middle	Highest
20	1	0	QPSK	17.75	18.21	18.30
20	1	49		17.67	18.05	18.15
20	1	99		17.92	17.98	18.03
20	50	0		18.02	18.07	18.19
20	50	24		18.07	18.15	18.34
20	50	50		18.09	18.19	18.35
20	100	0		17.97	18.15	18.23
20	1	0	16-QAM	17.67	18.11	17.74
20	1	49		17.70	17.67	17.80
20	1	99		17.48	17.66	18.13
20	50	0		17.53	17.73	17.81
20	50	24		17.53	17.60	17.69
20	50	50		17.43	17.84	17.80
20	100	0		17.35	17.66	17.81
20	1	0	64-QAM	17.78	17.73	17.75
20	1	49		17.55	17.67	17.76
20	1	99		17.40	17.54	17.74
20	50	0		17.51	17.63	17.62
20	50	24		17.34	17.75	17.77
20	50	50		17.43	17.80	17.79
20	100	0		17.41	17.71	17.69
15	1	0	QPSK	18.11	18.06	17.99
15	1	37		18.08	18.04	18.01
15	1	74		18.10	18.08	18.02
15	36	0		18.01	18.22	18.00
15	36	20		18.10	18.16	18.17
15	36	39		18.12	18.12	18.18
15	75	0		18.02	18.23	18.12
15	1	0	16-QAM	17.76	17.68	17.58
15	1	37		17.87	17.62	17.89
15	1	74		18.06	18.06	17.79
15	36	0		17.59	17.64	17.56
15	36	20		17.58	17.62	17.67
15	36	39		17.52	17.66	17.59
15	75	0		17.69	17.74	17.72
15	1	0	64-QAM	17.69	18.01	17.81
15	1	37		17.72	17.98	17.72
15	1	74		17.62	17.87	17.83
15	36	0		17.66	17.65	17.63
15	36	20		17.66	17.73	17.76
15	36	39		17.55	17.66	17.85
15	75	0		17.58	17.74	17.68



LTE Band 2 Maximum Average Power [dBm]						
BW [MHz]	RB Size	RB Offset	Mod	Lowest	Middle	Highest
10	1	0	QPSK	18.13	17.83	18.11
10	1	25		17.94	17.87	17.97
10	1	49		17.80	17.71	17.97
10	25	0		17.96	18.08	18.10
10	25	12		18.04	18.12	18.10
10	25	25		17.98	17.98	18.06
10	50	0		18.07	18.11	18.12
10	1	0	16-QAM	17.50	17.99	17.53
10	1	25		17.55	17.68	17.97
10	1	49		17.87	17.58	17.97
10	25	0		17.50	17.64	17.59
10	25	12		17.57	17.63	17.64
10	25	25		17.52	17.59	17.54
10	50	0		17.46	17.62	17.66
10	1	0	64-QAM	17.27	17.50	17.64
10	1	25		17.76	17.41	17.35
10	1	49		17.19	17.82	17.64
10	25	0		17.51	17.62	17.72
10	25	12		17.57	17.65	17.63
10	25	25		17.43	17.60	17.53
10	50	0		17.44	17.54	17.65
5	1	0	QPSK	18.03	17.93	17.95
5	1	12		18.01	18.05	18.06
5	1	24		17.95	17.96	18.13
5	12	0		18.10	18.12	18.11
5	12	7		18.15	18.08	18.23
5	12	13		18.07	18.00	18.13
5	25	0		18.18	18.00	18.12
5	1	0	16-QAM	17.72	17.47	17.34
5	1	12		17.60	17.43	17.69
5	1	24		17.49	17.53	17.66
5	12	0		17.67	17.61	17.58
5	12	7		17.70	17.52	17.74
5	12	13		17.65	17.59	17.72
5	25	0		17.61	17.57	17.62
5	1	0	64-QAM	17.84	17.76	17.75
5	1	12		17.86	17.85	17.89
5	1	24		17.70	17.77	17.84
5	12	0		17.71	17.65	17.71
5	12	7		17.73	17.67	17.77
5	12	13		17.56	17.69	17.82
5	25	0		17.68	17.56	17.60



LTE Band 2 Maximum Average Power [dBm]						
BW [MHz]	RB Size	RB Offset	Mod	Lowest	Middle	Highest
3	1	0	QPSK	17.95	17.90	18.09
3	1	8		18.07	17.99	18.17
3	1	14		17.92	17.94	18.09
3	8	0		18.11	17.98	18.07
3	8	4		18.15	18.07	18.11
3	8	7		18.09	18.06	18.15
3	15	0		18.16	18.10	18.07
3	1	0	16-QAM	17.44	17.88	17.81
3	1	8		17.52	17.91	17.97
3	1	14		17.93	17.59	17.66
3	8	0		17.74	17.63	17.52
3	8	4		17.79	17.62	17.72
3	8	7		17.75	17.66	17.76
3	15	0		17.68	17.65	17.59
3	1	0	64-QAM	17.92	17.67	17.69
3	1	8		17.94	17.93	18.00
3	1	14		17.77	17.75	17.73
3	8	0		17.79	17.58	17.66
3	8	4		17.66	17.64	17.68
3	8	7		17.69	17.54	17.78
3	15	0		17.65	17.58	17.66
1.4	1	0	QPSK	18.03	17.90	17.86
1.4	1	3		18.06	17.99	18.05
1.4	1	5		17.93	18.01	17.92
1.4	3	0		17.99	17.91	17.98
1.4	3	1		18.06	18.00	18.04
1.4	3	3		18.10	17.99	18.00
1.4	6	0		18.13	17.99	18.00
1.4	1	0	16-QAM	17.56	17.87	17.50
1.4	1	3		17.68	17.59	17.71
1.4	1	5		17.90	17.54	17.58
1.4	3	0		17.53	17.52	17.37
1.4	3	1		17.58	17.55	17.43
1.4	3	3		17.40	17.34	17.54
1.4	6	0		17.63	17.55	17.65
1.4	1	0	64-QAM	17.58	17.58	17.66
1.4	1	3		17.97	17.80	17.58
1.4	1	5		17.93	17.62	17.57
1.4	3	0		17.66	17.50	17.69
1.4	3	1		17.68	17.61	17.58
1.4	3	3		17.58	17.73	17.59
1.4	6	0		17.54	17.70	17.53



LTE Band 25 Maximum Average Power [dBm]						
BW [MHz]	RB Size	RB Offset	Mod	Lowest	Middle	Highest
20	1	0	QPSK	18.26	17.93	18.39
20	1	49		18.15	17.98	18.22
20	1	99		18.19	17.72	18.38
20	50	0		18.24	18.02	18.15
20	50	24		18.15	18.11	18.48
20	50	50		18.27	17.96	18.25
20	100	0		18.33	18.09	18.32
20	1	0	16-QAM	18.26	17.64	18.26
20	1	49		17.42	17.79	17.57
20	1	99		18.06	17.87	18.25
20	50	0		17.62	17.47	17.59
20	50	24		17.86	17.53	17.78
20	50	50		17.76	17.53	17.75
20	100	0		17.74	17.58	17.73
20	1	0	64-QAM	18.14	17.91	18.03
20	1	49		17.97	17.58	17.95
20	1	99		18.17	17.81	18.11
20	50	0		17.72	17.52	17.62
20	50	24		17.86	17.64	17.77
20	50	50		17.68	17.48	17.87
20	100	0		17.73	17.49	17.93
15	1	0	QPSK	18.18	17.94	18.35
15	1	37		18.25	18.05	18.20
15	1	74		18.15	17.68	18.34
15	36	0		18.15	17.94	18.18
15	36	20		18.19	18.14	18.34
15	36	39		18.34	17.95	18.16
15	75	0		18.33	18.06	18.24
15	1	0	16-QAM	18.24	17.74	18.21
15	1	37		17.49	17.88	17.51
15	1	74		18.03	17.97	18.21
15	36	0		17.58	17.54	17.65
15	36	20		17.95	17.61	17.79
15	36	39		17.75	17.46	17.80
15	75	0		17.74	17.53	17.79
15	1	0	64-QAM	18.20	17.90	17.94
15	1	37		18.06	17.64	17.87
15	1	74		18.11	17.78	18.20
15	36	0		17.69	17.61	17.57
15	36	20		17.81	17.71	17.80
15	36	39		17.74	17.57	17.88
15	75	0		17.70	17.58	18.00



LTE Band 25 Maximum Average Power [dBm]						
BW [MHz]	RB Size	RB Offset	Mod	Lowest	Middle	Highest
10	1	0	QPSK	18.04	18.00	18.33
10	1	25		18.20	17.99	18.12
10	1	49		18.22	17.78	18.38
10	25	0		18.18	17.97	18.18
10	25	12		18.23	18.03	18.39
10	25	25		18.35	17.93	18.25
10	50	0		18.26	18.17	18.33
10	1	0	16-QAM	18.18	17.57	18.18
10	1	25		17.41	17.78	17.54
10	1	49		18.11	17.96	18.33
10	25	0		17.58	17.39	17.69
10	25	12		17.84	17.49	17.77
10	25	25		17.76	17.50	17.70
10	50	0		17.65	17.56	17.73
10	1	0	64-QAM	18.06	17.94	18.10
10	1	25		17.95	17.61	18.05
10	1	49		18.26	17.83	18.20
10	25	0		17.78	17.49	17.65
10	25	12		17.86	17.57	17.84
10	25	25		17.65	17.57	17.87
10	50	0		17.67	17.51	17.97
5	1	0	QPSK	18.04	17.98	18.39
5	1	12		18.21	18.02	18.26
5	1	24		18.16	17.72	18.38
5	12	0		18.17	17.93	18.20
5	12	7		18.11	18.11	18.37
5	12	13		18.23	17.96	18.21
5	25	0		18.31	18.07	18.32
5	1	0	16-QAM	18.20	17.60	18.24
5	1	12		17.42	17.86	17.65
5	1	24		18.16	17.96	18.21
5	12	0		17.71	17.53	17.68
5	12	7		17.77	17.50	17.71
5	12	13		17.81	17.48	17.72
5	25	0		17.65	17.66	17.81
5	1	0	64-QAM	18.13	17.98	18.05
5	1	12		18.00	17.51	17.86
5	1	24		18.25	17.80	18.03
5	12	0		17.62	17.45	17.52
5	12	7		17.96	17.56	17.70
5	12	13		17.74	17.53	17.83
5	25	0		17.82	17.54	18.02



LTE Band 25 Maximum Average Power [dBm]						
BW [MHz]	RB Size	RB Offset	Mod	Lowest	Middle	Highest
3	1	0	QPSK	17.93	17.82	17.79
3	1	8		18.16	17.99	18.05
3	1	14		17.86	17.74	17.98
3	8	0		18.10	17.85	17.94
3	8	4		18.13	17.94	18.13
3	8	7		18.13	17.94	18.08
3	15	0		18.09	17.89	18.08
3	1	0	16-QAM	17.62	17.47	17.59
3	1	8		17.68	17.71	17.83
3	1	14		17.66	17.57	17.79
3	8	0		17.59	17.50	17.49
3	8	4		17.77	17.49	17.52
3	8	7		17.71	17.49	17.53
3	15	0		17.62	17.50	17.57
3	1	0	64-QAM	17.89	17.60	17.44
3	1	8		17.95	17.47	17.68
3	1	14		17.83	17.44	17.65
3	8	0		17.57	17.42	17.49
3	8	4		17.67	17.41	17.68
3	8	7		17.61	17.41	17.63
3	15	0		17.72	17.45	17.49
1.4	1	0	QPSK	17.92	17.92	18.37
1.4	1	3		18.13	17.97	18.20
1.4	1	5		18.12	17.71	18.30
1.4	3	0		18.22	18.05	18.08
1.4	3	1		18.08	18.13	18.34
1.4	3	3		18.19	17.95	18.23
1.4	6	0		18.31	18.02	18.38
1.4	1	0	16-QAM	18.33	17.72	18.27
1.4	1	3		17.43	17.81	17.66
1.4	1	5		17.98	17.93	18.22
1.4	3	0		17.60	17.47	17.68
1.4	3	1		17.89	17.43	17.71
1.4	3	3		17.83	17.59	17.83
1.4	6	0		17.76	17.62	17.83
1.4	1	0	64-QAM	18.22	17.92	17.98
1.4	1	3		18.04	17.48	17.92
1.4	1	5		18.18	17.76	18.18
1.4	3	0		17.64	17.60	17.71
1.4	3	1		17.78	17.74	17.87
1.4	3	3		17.67	17.40	17.84
1.4	6	0		17.75	17.54	17.90



LTE Band 4 Maximum Average Power [dBm]						
BW [MHz]	RB Size	RB Offset	Mod	Lowest	Middle	Highest
20	1	0	QPSK	18.01	18.15	18.29
20	1	49		17.93	18.05	18.20
20	1	99		17.96	18.10	18.06
20	50	0		18.09	18.14	18.21
20	50	24		18.16	18.17	18.37
20	50	50		18.10	18.09	18.28
20	100	0		18.08	18.13	18.25
20	1	0	16-QAM	17.58	18.08	17.57
20	1	49		17.95	18.07	17.73
20	1	99		17.60	17.52	17.43
20	50	0		17.65	17.68	17.75
20	50	24		17.62	17.68	17.75
20	50	50		17.53	17.62	17.73
20	100	0		17.60	17.64	17.79
20	1	0	64-QAM	17.96	17.83	18.04
20	1	49		17.74	17.73	17.83
20	1	99		17.93	17.92	17.71
20	50	0		17.61	17.77	17.77
20	50	24		17.72	17.69	17.80
20	50	50		17.58	17.57	17.74
20	100	0		17.65	17.65	17.78
15	1	0	QPSK	17.83	18.08	18.19
15	1	37		17.96	18.05	18.18
15	1	74		17.84	17.99	18.23
15	36	0		17.89	18.15	18.24
15	36	20		18.05	18.21	18.35
15	36	39		17.95	18.15	18.27
15	75	0		17.91	18.10	18.30
15	1	0	16-QAM	17.49	17.66	17.89
15	1	37		17.69	17.52	17.92
15	1	74		17.52	18.08	17.93
15	36	0		17.43	17.64	17.72
15	36	20		17.48	17.66	17.82
15	36	39		17.49	17.60	17.75
15	75	0		17.51	17.55	17.75
15	1	0	64-QAM	17.64	17.71	17.89
15	1	37		17.39	17.99	17.71
15	1	74		17.64	17.72	17.68
15	36	0		17.49	17.76	17.89
15	36	20		17.58	17.63	17.75
15	36	39		17.59	17.66	17.87
15	75	0		17.48	17.71	17.83





LTE Band 4 Maximum Average Power [dBm]						
BW [MHz]	RB Size	RB Offset	Mod	Lowest	Middle	Highest
10	1	0	QPSK	17.71	18.05	18.17
10	1	25		17.91	18.03	18.09
10	1	49		17.78	17.96	18.16
10	25	0		17.83	18.10	18.24
10	25	12		18.05	18.16	18.32
10	25	25		17.95	18.14	18.21
10	50	0		17.82	18.08	18.27
10	1	0	16-QAM	17.44	17.58	17.86
10	1	25		17.65	17.45	17.89
10	1	49		17.45	17.98	17.87
10	25	0		17.38	17.62	17.68
10	25	12		17.47	17.65	17.72
10	25	25		17.39	17.50	17.69
10	50	0		17.46	17.45	17.69
10	1	0	64-QAM	17.60	17.61	17.86
10	1	25		17.37	17.91	17.66
10	1	49		17.54	17.67	17.66
10	25	0		17.48	17.74	17.84
10	25	12		17.56	17.57	17.75
10	25	25		17.51	17.65	17.77
10	50	0		17.45	17.62	17.77
5	1	0	QPSK	17.90	17.99	17.97
5	1	12		17.88	18.00	18.01
5	1	24		17.77	17.80	17.97
5	12	0		17.93	18.06	18.03
5	12	7		18.00	18.05	18.01
5	12	13		17.94	18.03	18.13
5	25	0		17.97	18.01	18.01
5	1	0	16-QAM	17.33	17.48	17.57
5	1	12		17.37	17.54	17.38
5	1	24		17.23	17.30	17.32
5	12	0		17.53	17.54	17.54
5	12	7		17.58	17.54	17.53
5	12	13		17.45	17.46	17.59
5	25	0		17.48	17.46	17.64
5	1	0	64-QAM	17.65	17.51	17.79
5	1	12		17.72	17.80	17.89
5	1	24		17.66	17.53	17.47
5	12	0		17.51	17.67	17.64
5	12	7		17.66	17.54	17.70
5	12	13		17.57	17.59	17.73
5	25	0		17.44	17.41	17.59



LTE Band 4 Maximum Average Power [dBm]						
BW [MHz]	RB Size	RB Offset	Mod	Lowest	Middle	Highest
3	1	0	QPSK	17.77	17.91	17.84
3	1	8		17.97	18.09	18.05
3	1	14		17.90	17.89	17.89
3	8	0		17.90	17.99	17.88
3	8	4		18.03	18.07	18.15
3	8	7		17.97	18.01	18.07
3	15	0		17.96	17.96	18.07
3	1	0	16-QAM	17.75	17.93	17.91
3	1	8		17.95	18.01	18.04
3	1	14		17.85	17.88	17.90
3	8	0		17.50	17.68	17.57
3	8	4		17.56	17.61	17.62
3	8	7		17.53	17.63	17.59
3	15	0		17.54	17.38	17.50
3	1	0	64-QAM	17.57	17.64	17.60
3	1	8		17.65	17.93	18.07
3	1	14		17.58	17.64	17.65
3	8	0		17.67	17.59	17.44
3	8	4		17.51	17.77	17.60
3	8	7		17.59	17.57	17.69
3	15	0		17.44	17.51	17.59
1.4	1	0	QPSK	17.70	17.93	17.80
1.4	1	3		17.88	17.99	18.01
1.4	1	5		17.84	17.88	17.97
1.4	3	0		17.90	17.85	17.90
1.4	3	1		17.88	17.98	18.02
1.4	3	3		17.87	17.83	17.91
1.4	6	0		17.88	17.87	17.98
1.4	1	0	16-QAM	17.30	17.32	17.32
1.4	1	3		17.67	17.96	17.55
1.4	1	5		17.45	17.36	17.56
1.4	3	0		17.19	17.34	17.32
1.4	3	1		17.41	17.49	17.59
1.4	3	3		17.27	17.37	17.41
1.4	6	0		17.36	17.48	17.50
1.4	1	0	64-QAM	17.42	17.49	17.44
1.4	1	3		17.71	17.59	17.51
1.4	1	5		17.74	17.50	17.48
1.4	3	0		17.45	17.49	17.71
1.4	3	1		17.47	17.54	17.69
1.4	3	3		17.44	17.55	17.70
1.4	6	0		17.48	17.54	17.54



LTE Band 5 Maximum Average Power [dBm]						
BW [MHz]	RB Size	RB Offset	Mod	Lowest	Middle	Highest
10	1	0	QPSK	<b>23.65</b>	23.63	23.64
10	1	25		23.58	23.61	23.61
10	1	49		23.43	23.45	23.61
10	25	0		22.69	22.77	22.76
10	25	12		22.68	22.73	22.74
10	25	25		22.60	22.65	22.71
10	50	0		22.59	22.72	22.73
10	1	0	16-QAM	22.23	22.29	22.45
10	1	25		22.23	22.50	22.18
10	1	49		22.51	22.39	22.36
10	25	0		21.22	21.20	21.31
10	25	12		21.13	21.27	21.29
10	25	25		21.27	21.23	21.17
10	50	0		21.25	21.26	21.24
10	1	0	64-QAM	21.13	21.44	21.34
10	1	25		21.20	21.32	21.36
10	1	49		21.28	21.24	21.36
10	25	0		20.16	20.30	20.32
10	25	12		20.30	20.31	20.23
10	25	25		20.14	20.33	20.20
10	50	0		20.24	20.26	20.17
5	1	0	QPSK	23.58	23.48	23.58
5	1	12		23.52	23.60	<b>23.65</b>
5	1	24		23.47	<b>23.65</b>	23.62
5	12	0		22.65	22.61	22.67
5	12	7		22.66	22.65	22.77
5	12	13		22.72	22.74	22.83
5	25	0		22.72	22.84	22.69
5	1	0	16-QAM	22.20	22.13	22.22
5	1	12		22.40	22.40	22.12
5	1	24		22.23	22.20	22.27
5	12	0		21.33	21.08	21.08
5	12	7		21.40	21.34	21.20
5	12	13		21.21	21.25	21.37
5	25	0		21.20	21.31	21.14
5	1	0	64-QAM	21.36	21.54	21.44
5	1	12		21.39	21.49	21.55
5	1	24		21.32	21.13	21.47
5	12	0		20.35	20.09	20.25
5	12	7		20.46	20.43	20.35
5	12	13		20.38	20.41	20.36
5	25	0		20.11	20.25	20.13



LTE Band 5 Maximum Average Power [dBm]						
BW [MHz]	RB Size	RB Offset	Mod	Lowest	Middle	Highest
3	1	0	QPSK	23.64	23.48	23.56
3	1	8		23.63	<b>23.65</b>	23.61
3	1	14		23.58	23.62	<b>23.65</b>
3	8	0		22.66	22.68	22.62
3	8	4		22.72	22.76	22.75
3	8	7		22.76	22.83	22.81
3	15	0		22.75	22.72	22.73
3	1	0	16-QAM	22.13	22.47	22.51
3	1	8		22.71	22.61	22.38
3	1	14		22.45	22.28	22.59
3	8	0		21.30	21.21	21.25
3	8	4		21.38	21.43	21.49
3	8	7		21.37	21.37	21.39
3	15	0		21.24	21.22	21.39
3	1	0	64-QAM	21.43	21.37	21.29
3	1	8		21.46	21.43	21.64
3	1	14		21.52	21.57	21.36
3	8	0		20.25	20.20	20.14
3	8	4		20.31	20.34	20.48
3	8	7		20.36	20.35	20.42
3	15	0		20.24	20.40	20.24
1.4	1	0	QPSK	23.52	23.40	23.59
1.4	1	3		23.60	23.60	23.61
1.4	1	5		23.52	23.61	23.50
1.4	3	0		23.39	23.57	23.46
1.4	3	1		23.59	23.61	23.58
1.4	3	3		23.61	23.62	23.59
1.4	6	0		22.59	22.74	22.53
1.4	1	0	16-QAM	22.22	22.08	22.29
1.4	1	3		22.24	22.31	22.48
1.4	1	5		22.20	22.22	22.26
1.4	3	0		22.08	22.26	22.09
1.4	3	1		22.18	22.18	22.03
1.4	3	3		22.10	22.10	22.13
1.4	6	0		21.11	21.22	21.37
1.4	1	0	64-QAM	21.06	21.12	21.33
1.4	1	3		21.11	21.56	21.21
1.4	1	5		21.22	21.22	21.26
1.4	3	0		21.27	21.16	21.26
1.4	3	1		21.22	21.12	21.10
1.4	3	3		21.27	21.08	21.28
1.4	6	0		20.18	20.09	20.07



LTE Band 7 Maximum Average Power [dBm]						
BW [MHz]	RB Size	RB Offset	Mod	Lowest	Middle	Highest
20	1	0	QPSK	19.64	19.62	19.46
20	1	49		19.80	19.47	19.64
20	1	99		19.84	19.76	19.48
20	50	0		19.78	19.75	19.72
20	50	24		19.80	19.72	19.67
20	50	50		19.78	19.75	19.61
20	100	0		<b>19.92</b>	19.64	19.77
20	1	0	16-QAM	19.45	19.28	19.24
20	1	49		19.52	19.43	19.15
20	1	99		19.47	19.39	19.33
20	50	0		19.27	19.38	19.15
20	50	24		19.33	19.27	19.29
20	50	50		19.41	19.30	19.06
20	100	0		19.37	19.33	19.20
20	1	0	64-QAM	19.30	19.39	19.36
20	1	49		19.50	19.44	19.24
20	1	99		19.58	19.46	19.24
20	50	0		19.26	19.36	19.26
20	50	24		19.46	19.20	19.06
20	50	50		19.47	19.17	19.20
20	100	0		19.27	19.26	19.06
15	1	0	QPSK	19.60	19.64	19.69
15	1	37		19.61	19.55	19.74
15	1	74		19.68	19.61	19.73
15	36	0		19.69	19.73	19.70
15	36	20		19.81	19.75	19.77
15	36	39		19.76	19.77	19.79
15	75	0		19.71	19.72	19.71
15	1	0	16-QAM	19.34	19.30	19.43
15	1	37		19.39	19.41	19.39
15	1	74		19.39	19.34	19.36
15	36	0		19.19	19.23	19.34
15	36	20		19.27	19.24	19.30
15	36	39		19.25	19.15	19.27
15	75	0		19.17	19.27	19.38
15	1	0	64-QAM	19.27	19.33	19.33
15	1	37		19.38	19.29	19.38
15	1	74		19.35	19.33	19.46
15	36	0		19.22	19.19	19.24
15	36	20		19.18	19.29	19.26
15	36	39		19.34	19.21	19.25
15	75	0		19.21	19.22	19.35



LTE Band 7 Maximum Average Power [dBm]						
BW [MHz]	RB Size	RB Offset	Mod	Lowest	Middle	Highest
10	1	0	QPSK	19.37	19.41	19.49
10	1	25		19.51	19.56	19.41
10	1	49		19.56	19.46	19.50
10	25	0		19.51	19.57	19.61
10	25	12		19.53	19.56	19.60
10	25	25		19.55	19.66	19.56
10	50	0		19.57	19.55	19.58
10	1	0	16-QAM	19.16	19.24	19.23
10	1	25		19.28	19.28	19.26
10	1	49		19.31	19.25	19.24
10	25	0		19.08	19.14	19.12
10	25	12		19.04	19.11	19.14
10	25	25		19.05	19.14	19.18
10	50	0		19.14	19.01	19.08
10	1	0	64-QAM	19.13	19.16	19.18
10	1	25		19.14	19.17	19.26
10	1	49		19.18	19.21	19.32
10	25	0		19.10	19.15	19.14
10	25	12		19.08	19.16	19.05
10	25	25		19.04	19.11	19.14
10	50	0		19.03	19.15	19.09
5	1	0	QPSK	19.63	19.39	19.42
5	1	12		19.45	19.50	19.33
5	1	24		19.49	19.42	19.43
5	12	0		19.41	19.50	19.60
5	12	7		19.44	19.55	19.56
5	12	13		19.48	19.58	19.48
5	25	0		19.53	19.54	19.57
5	1	0	16-QAM	19.06	19.17	19.14
5	1	12		19.19	19.25	19.19
5	1	24		19.23	19.21	19.19
5	12	0		19.00	19.07	19.04
5	12	7		19.05	19.04	19.14
5	12	13		19.04	19.07	19.15
5	25	0		19.10	19.01	19.02
5	1	0	64-QAM	19.10	19.16	19.18
5	1	12		19.10	19.13	19.16
5	1	24		19.08	19.18	19.25
5	12	0		19.06	19.05	19.06
5	12	7		19.08	19.09	19.05
5	12	13		19.02	19.02	19.08
5	25	0		19.01	19.10	19.01



LTE Band 12 Maximum Average Power [dBm]						
BW [MHz]	RB Size	RB Offset	Mod	Lowest	Middle	Highest
10	1	0	QPSK	23.30	22.97	23.30
10	1	25		23.41	23.03	23.25
10	1	49		<b>23.94</b>	23.16	23.51
10	25	0		22.47	22.21	22.42
10	25	12		22.50	22.28	22.41
10	25	25		22.66	22.30	22.49
10	50	0		22.58	22.29	22.28
10	1	0	16-QAM	21.97	22.06	21.54
10	1	25		21.90	22.18	21.95
10	1	49		21.90	21.88	22.53
10	25	0		21.14	20.86	20.81
10	25	12		21.14	20.91	20.95
10	25	25		21.16	20.82	20.86
10	50	0		21.06	20.79	20.86
10	1	0	64-QAM	21.21	20.55	20.91
10	1	25		21.18	20.88	21.05
10	1	49		21.43	20.99	21.13
10	25	0		20.08	19.80	19.85
10	25	12		20.03	19.75	19.96
10	25	25		20.02	20.01	19.97
10	50	0		20.07	19.87	19.93
5	1	0	QPSK	23.29	22.96	23.21
5	1	12		23.33	23.02	23.22
5	1	24		23.85	23.07	23.49
5	12	0		22.44	22.20	22.33
5	12	7		22.45	22.18	22.31
5	12	13		22.59	22.29	22.40
5	25	0		22.56	22.23	22.22
5	1	0	16-QAM	21.93	22.00	21.50
5	1	12		21.88	22.12	21.85
5	1	24		21.85	21.82	22.52
5	12	0		21.14	20.80	20.76
5	12	7		21.14	20.90	20.93
5	12	13		21.15	20.78	20.81
5	25	0		21.06	20.70	20.79
5	1	0	64-QAM	21.19	20.51	20.88
5	1	12		21.17	20.83	20.96
5	1	24		21.43	20.99	21.04
5	12	0		20.01	19.74	19.75
5	12	7		19.97	19.67	19.87
5	12	13		20.01	19.93	19.89
5	25	0		20.06	19.81	19.85



LTE Band 12 Maximum Average Power [dBm]						
BW [MHz]	RB Size	RB Offset	Mod	Lowest	Middle	Highest
3	1	0	QPSK	23.35	22.90	23.27
3	1	8		23.33	22.99	23.22
3	1	14		23.89	23.12	23.43
3	8	0		22.46	22.17	22.34
3	8	4		22.50	22.20	22.36
3	8	7		22.64	22.30	22.48
3	15	0		22.58	22.29	22.19
3	1	0	16-QAM	21.91	22.00	21.50
3	1	8		21.80	22.14	21.94
3	1	14		21.81	21.83	22.53
3	8	0		21.12	20.85	20.75
3	8	4		21.13	20.87	20.94
3	8	7		21.16	20.80	20.79
3	15	0		20.99	20.79	20.84
3	1	0	64-QAM	21.20	20.53	20.81
3	1	8		21.16	20.83	21.01
3	1	14		21.41	20.89	21.12
3	8	0		20.08	19.77	19.76
3	8	4		19.98	19.71	19.86
3	8	7		19.98	19.98	19.95
3	15	0		20.03	19.77	19.92
1.4	1	0	QPSK	23.36	22.91	23.25
1.4	1	3		23.32	22.97	23.18
1.4	1	5		23.92	23.13	23.49
1.4	3	0		22.41	22.20	22.37
1.4	3	1		22.42	22.25	22.36
1.4	3	3		22.57	22.23	22.44
1.4	6	0		22.56	22.23	22.18
1.4	1	0	16-QAM	21.89	22.03	21.50
1.4	1	3		21.83	22.14	21.89
1.4	1	5		21.82	21.79	22.43
1.4	3	0		21.10	20.77	20.72
1.4	3	1		21.06	20.87	20.94
1.4	3	3		21.13	20.73	20.78
1.4	6	0		21.03	20.70	20.81
1.4	1	0	64-QAM	21.17	20.47	20.87
1.4	1	3		21.11	20.87	20.95
1.4	1	5		21.39	20.95	21.11
1.4	3	0		19.98	19.73	19.83
1.4	3	1		19.99	19.70	19.91
1.4	3	3		19.99	19.93	19.93
1.4	6	0		20.07	19.81	19.86





LTE Band 13 Maximum Average Power [dBm]						
BW [MHz]	RB Size	RB Offset	Mod	Lowest	Middle	Highest
10	1	0	QPSK		23.18	
10	1	25			<b>23.52</b>	
10	1	49			23.45	
10	25	0			22.52	
10	25	12			22.65	
10	25	25			22.66	
10	50	0			22.64	
10	1	0	16-QAM	-	22.30	-
10	1	25			22.33	
10	1	49			22.31	
10	25	0			21.06	
10	25	12			21.09	
10	25	25			20.94	
10	50	0			20.92	
10	1	0	64-QAM		20.69	
10	1	25			21.34	
10	1	49			21.15	
10	25	0			20.07	
10	25	12			20.06	
10	25	25			20.02	
10	50	0			20.03	
5	1	0	QPSK	23.16	23.36	23.32
5	1	12		23.47	23.29	23.45
5	1	24		23.42	23.51	<b>23.52</b>
5	12	0		22.47	22.69	22.48
5	12	7		22.64	22.61	22.53
5	12	13		22.43	22.69	22.52
5	25	0		22.40	22.60	22.71
5	1	0	16-QAM	22.01	22.18	22.07
5	1	12		22.03	22.36	22.33
5	1	24		22.52	22.07	22.36
5	12	0		21.07	21.04	21.05
5	12	7		21.03	21.20	21.13
5	12	13		21.02	21.03	21.00
5	25	0		21.07	21.20	21.03
5	1	0	64-QAM	20.73	20.60	20.89
5	1	12		21.16	20.67	20.92
5	1	24		21.27	20.97	21.08
5	12	0		19.93	20.02	20.19
5	12	7		20.02	20.12	20.10
5	12	13		20.03	20.33	20.09
5	25	0		20.14	20.18	20.17



LTE Band 17 Maximum Average Power [dBm]						
BW [MHz]	RB Size	RB Offset	Mod	Lowest	Middle	Highest
10	1	0	QPSK	23.57	23.58	23.40
10	1	25		23.78	23.69	23.82
10	1	49		23.70	23.49	23.69
10	25	0		22.64	22.77	22.80
10	25	12		22.65	22.59	22.70
10	25	25		22.75	22.68	22.63
10	50	0		22.77	22.75	22.81
10	1	0	16-QAM	22.44	22.48	22.02
10	1	25		22.47	22.48	22.10
10	1	49		22.38	22.55	22.97
10	25	0		21.23	21.23	21.16
10	25	12		21.33	21.12	21.15
10	25	25		21.22	21.08	21.13
10	50	0		21.25	21.15	21.21
10	1	0	64-QAM	21.62	21.15	21.37
10	1	25		21.46	21.26	21.29
10	1	49		21.43	21.14	21.12
10	25	0		20.19	20.22	20.07
10	25	12		20.29	20.18	20.22
10	25	25		20.13	20.15	20.26
10	50	0		20.21	20.27	20.31
5	1	0	QPSK	23.55	23.50	23.41
5	1	12		23.75	23.64	23.74
5	1	24		23.71	23.42	23.78
5	12	0		22.65	22.71	22.88
5	12	7		22.74	22.65	22.67
5	12	13		22.77	22.58	22.69
5	25	0		22.77	22.77	22.91
5	1	0	16-QAM	22.46	22.45	22.11
5	1	12		22.54	22.54	22.05
5	1	24		22.46	22.57	22.95
5	12	0		21.21	21.24	21.09
5	12	7		21.36	21.10	21.06
5	12	13		21.22	21.09	21.23
5	25	0		21.16	21.19	21.30
5	1	0	64-QAM	21.71	21.13	21.29
5	1	12		21.54	21.22	21.37
5	1	24		21.52	21.16	21.13
5	12	0		20.15	20.13	20.11
5	12	7		20.25	20.17	20.28
5	12	13		20.21	20.15	20.36
5	25	0		20.23	20.25	20.37



LTE Band 26 Maximum Average Power [dBm]						
BW [MHz]	RB Size	RB Offset	Mod	Lowest	Middle	Highest
15	1	0	QPSK	<b>23.68</b>	23.55	23.50
15	1	37		23.32	23.44	23.34
15	1	74		23.37	23.37	23.53
15	36	0		22.73	22.68	22.69
15	36	20		22.70	22.67	22.51
15	36	39		22.55	22.50	22.63
15	75	0		22.84	22.62	22.62
15	1	0	16-QAM	22.66	22.27	22.30
15	1	37		22.61	22.19	22.12
15	1	74		22.11	22.54	22.28
15	36	0		21.27	21.11	21.13
15	36	20		21.47	21.26	21.27
15	36	39		21.29	21.10	21.12
15	75	0		21.20	21.11	21.20
15	1	0	64-QAM	21.53	21.65	21.42
15	1	37		21.27	21.25	21.60
15	1	74		21.51	21.13	21.32
15	36	0		20.30	20.15	20.17
15	36	20		20.21	20.16	20.25
15	36	39		20.26	20.29	20.16
15	75	0		20.17	20.19	20.09
10	1	0	QPSK	23.57	23.46	23.56
10	1	25		23.23	23.54	23.24
10	1	49		23.29	23.38	23.56
10	25	0		22.75	22.74	22.68
10	25	12		22.62	22.62	22.58
10	25	25		22.45	22.51	22.54
10	50	0		22.82	22.59	22.59
10	1	0	16-QAM	22.67	22.29	22.28
10	1	25		22.55	22.13	22.21
10	1	49		22.12	22.57	22.33
10	25	0		21.23	21.09	21.22
10	25	12		21.50	21.23	21.24
10	25	25		21.38	21.15	21.16
10	50	0		21.18	21.19	21.23
10	1	0	64-QAM	21.62	21.63	21.52
10	1	25		21.19	21.31	21.59
10	1	49		21.51	21.18	21.42
10	25	0		20.36	20.11	20.24
10	25	12		20.30	20.11	20.35
10	25	25		20.30	20.22	20.16
10	50	0		20.21	20.29	20.13



LTE Band 26 Maximum Average Power [dBm]						
BW [MHz]	RB Size	RB Offset	Mod	Lowest	Middle	Highest
5	1	0	QPSK	23.20	23.45	23.57
5	1	12		23.40	23.41	23.31
5	1	24		23.33	23.29	23.40
5	12	0		22.82	22.71	22.59
5	12	7		22.68	22.65	22.54
5	12	13		22.58	22.60	22.62
5	25	0		22.88	22.56	22.64
5	1	0	16-QAM	22.70	22.17	22.33
5	1	12		22.66	22.13	22.07
5	1	24		22.13	22.46	22.26
5	12	0		21.22	21.21	21.10
5	12	7		21.57	21.19	21.36
5	12	13		21.30	21.01	21.11
5	25	0		21.23	21.07	21.24
5	1	0	64-QAM	21.50	21.62	21.33
5	1	12		21.21	21.24	21.63
5	1	24		21.50	21.14	21.31
5	12	0		20.26	20.18	20.19
5	12	7		20.15	20.26	20.30
5	12	13		20.22	20.35	20.16
5	25	0		20.12	20.10	20.10
3	1	0	QPSK	23.23	23.39	23.42
3	1	8		23.39	23.51	23.29
3	1	14		23.29	23.34	23.61
3	8	0		22.76	22.70	22.73
3	8	4		22.64	22.70	22.58
3	8	7		22.63	22.58	22.71
3	15	0		22.94	22.69	22.56
3	1	0	16-QAM	22.59	22.29	22.37
3	1	8		22.63	22.21	22.14
3	1	14		22.01	22.62	22.19
3	8	0		21.32	21.14	21.19
3	8	4		21.56	21.33	21.23
3	8	7		21.24	21.16	21.16
3	15	0		21.21	21.12	21.26
3	1	0	64-QAM	21.49	21.73	21.51
3	1	8		21.28	21.17	21.67
3	1	14		21.43	21.03	21.31
3	8	0		20.36	20.23	20.12
3	8	4		20.20	20.23	20.24
3	8	7		20.26	20.32	20.10
3	15	0		20.20	20.28	20.19



LTE Band 26 Maximum Average Power [dBm]						
BW [MHz]	RB Size	RB Offset	Mod	Lowest	Middle	Highest
1.4	1	0	QPSK	23.17	23.43	23.44
1.4	1	3		23.41	23.39	23.34
1.4	1	5		23.29	23.39	23.57
1.4	3	0		22.74	22.73	22.77
1.4	3	1		22.65	22.57	22.43
1.4	3	3		22.59	22.49	22.56
1.4	6	0		22.82	22.63	22.55
1.4	1	0	16-QAM	22.56	22.25	22.27
1.4	1	3		22.57	22.16	22.14
1.4	1	5		22.20	22.63	22.27
1.4	3	0		21.25	21.13	21.23
1.4	3	1		21.43	21.25	21.29
1.4	3	3		21.20	21.15	21.07
1.4	6	0		21.20	21.21	21.17
1.4	1	0	64-QAM	21.46	21.75	21.44
1.4	1	3		21.34	21.17	21.62
1.4	1	5		21.56	21.03	21.42
1.4	3	0		20.24	20.09	20.22
1.4	3	1		20.31	20.10	20.20
1.4	3	3		20.26	20.23	20.07
1.4	6	0		20.10	20.29	20.06



LTE Band 41 Maximum Average Power [dBm]						
BW [MHz]	RB Size	RB Offset	Mod	Lowest	Middle	Highest
20	1	0	QPSK	21.94	21.87	21.77
20	1	49		22.05	22.04	21.87
20	1	99		22.06	22.03	21.86
20	50	0		22.06	22.17	21.88
20	50	24		22.19	22.14	22.02
20	50	50		22.20	22.19	22.03
20	100	0		22.14	22.12	21.95
20	1	0	16-QAM	21.71	21.51	21.35
20	1	49		21.53	21.67	21.41
20	1	99		21.67	21.56	21.46
20	50	0		21.66	21.60	21.54
20	50	24		21.69	21.65	21.53
20	50	50		21.65	21.68	21.49
20	100	0		21.64	21.57	21.47
20	1	0	64-QAM	21.47	21.22	21.16
20	1	49		21.38	21.34	21.15
20	1	99		21.28	21.34	21.32
20	50	0		20.66	20.70	20.54
20	50	24		20.61	20.62	20.42
20	50	50		20.70	20.58	20.48
20	100	0		20.65	20.65	20.58
15	1	0	QPSK	22.08	21.81	21.81
15	1	37		22.02	21.86	21.86
15	1	74		21.93	21.93	21.85
15	36	0		22.02	22.13	21.86
15	36	20		22.18	22.04	22.11
15	36	39		22.10	22.20	21.99
15	75	0		22.12	22.11	21.87
15	1	0	16-QAM	21.80	21.60	21.42
15	1	37		21.61	21.72	21.32
15	1	74		21.74	21.53	21.52
15	36	0		21.69	21.67	21.59
15	36	20		21.70	21.74	21.52
15	36	39		21.69	21.58	21.48
15	75	0		21.54	21.67	21.50
15	1	0	64-QAM	21.50	21.15	21.14
15	1	37		21.40	21.30	21.10
15	1	74		21.30	21.29	21.42
15	36	0		20.70	20.80	20.54
15	36	20		20.53	20.62	20.45
15	36	39		20.64	20.55	20.45
15	75	0		20.70	20.65	20.58



LTE Band 41 Maximum Average Power [dBm]						
BW [MHz]	RB Size	RB Offset	Mod	Lowest	Middle	Highest
10	1	0	QPSK	21.79	21.87	21.78
10	1	25		21.97	21.85	21.84
10	1	49		21.93	22.06	21.96
10	25	0		22.02	22.11	21.98
10	25	12		22.22	22.13	22.05
10	25	25		22.19	22.11	21.96
10	50	0		22.09	22.10	21.90
10	1	0	16-QAM	21.61	21.52	21.36
10	1	25		21.55	21.64	21.35
10	1	49		21.62	21.58	21.38
10	25	0		21.74	21.52	21.52
10	25	12		21.78	21.60	21.52
10	25	25		21.59	21.65	21.59
10	50	0		21.68	21.61	21.57
10	1	0	64-QAM	21.42	21.22	21.07
10	1	25		21.45	21.38	21.09
10	1	49		21.37	21.37	21.33
10	25	0		20.73	20.80	20.50
10	25	12		20.56	20.60	20.42
10	25	25		20.60	20.49	20.50
10	50	0		20.74	20.57	20.52
5	1	0	QPSK	21.87	21.91	21.74
5	1	12		21.96	21.93	21.87
5	1	24		21.86	21.94	21.79
5	12	0		22.14	22.27	21.95
5	12	7		22.26	22.19	21.98
5	12	13		22.17	22.15	21.96
5	25	0		22.24	22.14	21.96
5	1	0	16-QAM	21.62	21.43	21.35
5	1	12		21.58	21.71	21.40
5	1	24		21.66	21.48	21.41
5	12	0		21.75	21.66	21.50
5	12	7		21.61	21.73	21.60
5	12	13		21.65	21.72	21.43
5	25	0		21.61	21.64	21.45
5	1	0	64-QAM	21.53	21.26	21.22
5	1	12		21.44	21.25	21.16
5	1	24		21.27	21.26	21.34
5	12	0		20.56	20.66	20.64
5	12	7		20.68	20.59	20.40
5	12	13		20.64	20.50	20.48
5	25	0		20.73	20.71	20.59



LTE Band 66 Maximum Average Power [dBm]						
BW [MHz]	RB Size	RB Offset	Mod	Lowest	Middle	Highest
20	1	0	QPSK	18.22	18.35	18.39
20	1	49		18.05	18.13	18.23
20	1	99		18.17	17.93	18.33
20	50	0		18.23	18.25	18.52
20	50	24		18.21	18.08	18.33
20	50	50		18.13	18.08	18.37
20	100	0		18.28	18.23	18.33
20	1	0	16-QAM	17.80	17.94	17.87
20	1	49		17.77	18.03	18.08
20	1	99		17.83	17.95	18.11
20	50	0		17.88	17.76	17.89
20	50	24		17.59	17.69	17.99
20	50	50		17.69	17.83	17.81
20	100	0		17.75	17.64	17.91
20	1	0	64-QAM	17.71	18.06	18.02
20	1	49		17.85	18.03	18.20
20	1	99		17.80	17.72	17.78
20	50	0		17.70	17.90	17.94
20	50	24		17.64	17.76	17.83
20	50	50		17.70	17.75	17.79
20	100	0		17.70	17.65	17.87
15	1	0	QPSK	18.30	18.34	18.36
15	1	37		18.05	18.11	18.22
15	1	74		18.22	17.97	18.42
15	36	0		18.25	18.16	18.47
15	36	20		18.19	18.03	18.29
15	36	39		18.09	18.01	18.38
15	75	0		18.38	18.16	18.36
15	1	0	16-QAM	17.75	17.86	17.82
15	1	37		17.72	18.03	18.04
15	1	74		17.93	17.87	18.16
15	36	0		17.90	17.70	17.89
15	36	20		17.50	17.64	18.06
15	36	39		17.69	17.87	17.86
15	75	0		17.65	17.70	18.01
15	1	0	64-QAM	17.68	18.00	18.08
15	1	37		17.76	18.08	18.13
15	1	74		17.87	17.68	17.78
15	36	0		17.80	17.94	17.99
15	36	20		17.69	17.69	17.88
15	36	39		17.67	17.82	17.72
15	75	0		17.80	17.57	17.79





LTE Band 66 Maximum Average Power [dBm]						
BW [MHz]	RB Size	RB Offset	Mod	Lowest	Middle	Highest
10	1	0	QPSK	17.75	18.25	18.33
10	1	25		18.04	18.03	18.26
10	1	49		18.07	17.87	18.35
10	25	0		18.24	18.19	<b>18.53</b>
10	25	12		18.30	18.13	18.26
10	25	25		18.18	17.98	18.39
10	50	0		18.19	18.19	18.40
10	1	0	16-QAM	17.82	18.04	17.93
10	1	25		17.70	17.96	18.05
10	1	49		17.77	18.03	18.01
10	25	0		17.95	17.83	17.83
10	25	12		17.64	17.65	18.07
10	25	25		17.61	17.79	17.81
10	50	0		17.68	17.69	17.90
10	1	0	64-QAM	17.77	18.15	17.99
10	1	25		17.91	17.99	18.15
10	1	49		17.70	17.69	17.70
10	25	0		17.78	18.00	17.86
10	25	12		17.69	17.68	17.87
10	25	25		17.73	17.74	17.81
10	50	0		17.80	17.57	17.93
5	1	0	QPSK	17.92	17.84	17.81
5	1	12		18.06	18.08	17.88
5	1	24		17.98	17.98	18.04
5	12	0		17.89	17.99	17.99
5	12	7		18.08	18.15	18.00
5	12	13		18.00	18.18	18.01
5	25	0		17.90	18.20	18.03
5	1	0	16-QAM	17.54	17.82	17.89
5	1	12		17.54	17.96	18.05
5	1	24		17.93	17.82	18.11
5	12	0		17.64	17.51	17.42
5	12	7		17.57	17.62	17.47
5	12	13		17.69	17.67	17.59
5	25	0		17.42	17.61	17.58
5	1	0	64-QAM	17.71	17.70	17.46
5	1	12		17.49	17.75	17.30
5	1	24		17.62	17.98	17.71
5	12	0		17.43	17.49	17.66
5	12	7		17.62	17.69	17.68
5	12	13		17.71	17.70	17.73
5	25	0		17.58	17.57	17.66



LTE Band 66 Maximum Average Power [dBm]						
BW [MHz]	RB Size	RB Offset	Mod	Lowest	Middle	Highest
3	1	0	QPSK	17.84	17.81	17.79
3	1	8		18.08	18.11	17.87
3	1	14		17.90	18.05	18.00
3	8	0		17.80	18.07	17.99
3	8	4		18.17	18.14	18.04
3	8	7		18.08	18.22	17.98
3	15	0		17.91	18.28	17.97
3	1	0	16-QAM	17.51	17.72	17.93
3	1	8		17.51	17.89	18.05
3	1	14		17.92	17.74	18.21
3	8	0		17.72	17.58	17.35
3	8	4		17.60	17.58	17.53
3	8	7		17.60	17.59	17.62
3	15	0		17.42	17.65	17.60
3	1	0	64-QAM	17.77	17.61	17.43
3	1	8		17.55	17.70	17.34
3	1	14		17.64	18.00	17.68
3	8	0		17.46	17.48	17.69
3	8	4		17.56	17.67	17.67
3	8	7		17.61	17.76	17.70
3	15	0		17.65	17.56	17.73
1.4	1	0	QPSK	17.68	17.74	17.86
1.4	1	3		18.13	18.09	17.92
1.4	1	5		17.94	17.88	17.94
1.4	3	0		17.89	17.98	18.08
1.4	3	1		18.15	18.14	17.98
1.4	3	3		18.09	18.25	17.93
1.4	6	0		17.88	18.27	18.07
1.4	1	0	16-QAM	17.62	17.78	17.86
1.4	1	3		17.56	18.01	18.05
1.4	1	5		17.88	17.84	18.10
1.4	3	0		17.58	17.59	17.51
1.4	3	1		17.63	17.72	17.49
1.4	3	3		17.59	17.76	17.63
1.4	6	0		17.43	17.51	17.49
1.4	1	0	64-QAM	17.78	17.67	17.40
1.4	1	3		17.50	17.76	17.35
1.4	1	5		17.57	18.06	17.68
1.4	3	0		17.53	17.41	17.76
1.4	3	1		17.60	17.59	17.74
1.4	3	3		17.64	17.77	17.64
1.4	6	0		17.57	17.57	17.62



## Appendix B. Test Results of ERP/EIRP and Radiated Test

### ERP/EIRP

LTE Band 2 / 1.4MHz (Average) (GT - LC = -2.3 dB)							
Channel	Mode	RB		Conducted		EIRP	
		Size	Offset	Power (dBm)	Power (Watts)	EIRP(dBm)	EIRP(W)
Lowest	QPSK	6	0	18.13	0.0650	15.83	0.0383
Middle		6	0	17.99	0.0630	15.69	0.0371
Highest		6	0	18.00	0.0631	15.70	0.0372
Lowest	16QAM	1	5	17.90	0.0617	15.60	0.0363
Middle		1	5	17.54	0.0568	15.24	0.0334
Highest		1	5	17.58	0.0573	15.28	0.0337
Lowest	64QAM	1	3	17.97	0.0627	15.67	0.0369
Middle		1	3	17.80	0.0603	15.50	0.0355
Highest		1	3	17.58	0.0573	15.28	0.0337
Limit	EIRP < 2W			Result		PASS	

LTE Band 2 / 3MHz (Average) (GT - LC = -2.3 dB)							
Channel	Mode	RB		Conducted		EIRP	
		Size	Offset	Power (dBm)	Power (Watts)	EIRP(dBm)	EIRP(W)
Lowest	QPSK	1	8	18.07	0.0641	15.77	0.0378
Middle		1	8	17.99	0.0630	15.69	0.0371
Highest		1	8	18.17	0.0656	15.87	0.0386
Lowest	16QAM	1	8	17.52	0.0565	15.22	0.0333
Middle		1	8	17.91	0.0618	15.61	0.0364
Highest		1	8	17.97	0.0627	15.67	0.0369
Lowest	64QAM	1	8	17.94	0.0622	15.64	0.0366
Middle		1	8	17.93	0.0621	15.63	0.0366
Highest		1	8	18.00	0.0631	15.70	0.0372
Limit	EIRP < 2W			Result		PASS	

LTE Band 2 / 5MHz (Average) (GT - LC = -2.3 dB)							
Channel	Mode	RB		Conducted		EIRP	
		Size	Offset	Power (dBm)	Power (Watts)	EIRP(dBm)	EIRP(W)
Lowest	QPSK	12	7	18.15	0.0653	15.85	0.0385
Middle		12	7	18.08	0.0643	15.78	0.0378
Highest		12	7	18.23	0.0665	15.93	0.0392
Lowest	16QAM	12	7	17.70	0.0589	15.40	0.0347
Middle		12	7	17.52	0.0565	15.22	0.0333
Highest		12	7	17.74	0.0594	15.44	0.0350
Lowest	64QAM	1	12	17.86	0.0611	15.56	0.0360
Middle		1	12	17.85	0.0610	15.55	0.0359
Highest		1	12	17.89	0.0615	15.59	0.0362
Limit	EIRP < 2W			Result		PASS	



LTE Band 2 / 10MHz (Average) (GT - LC = -2.3 dB)							
Channel	Mode	RB		Conducted		EIRP	
		Size	Offset	Power (dBm)	Power (Watts)	EIRP(dBm)	EIRP(W)
Lowest	QPSK	1	0	18.13	0.0650	15.83	0.0383
Middle		1	0	17.83	0.0607	15.53	0.0357
Highest		1	0	18.11	0.0647	15.81	0.0381
Lowest	16QAM	1	0	17.50	0.0562	15.20	0.0331
Middle		1	0	17.99	0.0630	15.69	0.0371
Highest		1	0	17.53	0.0566	15.23	0.0333
Lowest	64QAM	1	49	17.19	0.0524	14.89	0.0308
Middle		1	49	17.82	0.0605	15.52	0.0356
Highest		1	49	17.64	0.0581	15.34	0.0342
Limit	EIRP < 2W		Result		PASS		

LTE Band 2 / 15MHz (Average) (GT - LC = -2.3 dB)							
Channel	Mode	RB		Conducted		EIRP	
		Size	Offset	Power (dBm)	Power (Watts)	EIRP(dBm)	EIRP(W)
Lowest	QPSK	75	0	18.02	0.0634	15.72	0.0373
Middle		75	0	18.23	0.0665	15.93	0.0392
Highest		75	0	18.12	0.0649	15.82	0.0382
Lowest	16QAM	1	74	18.06	0.0640	15.76	0.0377
Middle		1	74	18.06	0.0640	15.76	0.0377
Highest		1	74	17.79	0.0601	15.49	0.0354
Lowest	64QAM	1	0	17.69	0.0587	15.39	0.0346
Middle		1	0	18.01	0.0632	15.71	0.0372
Highest		1	0	17.81	0.0604	15.51	0.0356
Limit	EIRP < 2W		Result		PASS		

LTE Band 2 / 20MHz (Average) (GT - LC = -2.3 dB)							
Channel	Mode	RB		Conducted		EIRP	
		Size	Offset	Power (dBm)	Power (Watts)	EIRP(dBm)	EIRP(W)
Lowest	QPSK	50	50	18.09	0.0644	15.79	0.0379
Middle		50	50	18.19	0.0659	15.89	0.0388
Highest		50	50	18.35	0.0684	16.05	0.0403
Lowest	16QAM	1	99	17.48	0.0560	15.18	0.0330
Middle		1	99	17.66	0.0583	15.36	0.0344
Highest		1	99	18.13	0.0650	15.83	0.0383
Lowest	64QAM	50	50	17.43	0.0553	15.13	0.0326
Middle		50	50	17.80	0.0603	15.50	0.0355
Highest		50	50	17.79	0.0601	15.49	0.0354
Limit	EIRP < 2W		Result		PASS		



LTE Band 25 / 1.4MHz (Average) (GT - LC = -2.3 dB)							
Channel	Mode	RB		Conducted		EIRP	
		Size	Offset	Power (dBm)	Power (Watts)	EIRP(dBm)	EIRP(W)
Lowest	QPSK	6	0	18.31	0.0678	16.01	0.0399
Middle		6	0	18.02	0.0634	15.72	0.0373
Highest		6	0	18.38	0.0689	16.08	0.0406
Lowest	16QAM	1	0	18.33	0.0681	16.03	0.0401
Middle		1	0	17.72	0.0592	15.42	0.0348
Highest		1	0	18.27	0.0671	15.97	0.0395
Lowest	64QAM	1	0	18.22	0.0664	15.92	0.0391
Middle		1	0	17.92	0.0619	15.62	0.0365
Highest		1	0	17.98	0.0628	15.68	0.0370
Limit	EIRP < 2W		Result		PASS		

LTE Band 25 / 3MHz (Average) (GT - LC = -2.3 dB)							
Channel	Mode	RB		Conducted		EIRP	
		Size	Offset	Power (dBm)	Power (Watts)	EIRP(dBm)	EIRP(W)
Lowest	QPSK	1	8	18.16	0.0655	15.86	0.0385
Middle		1	8	17.99	0.0630	15.69	0.0371
Highest		1	8	18.05	0.0638	15.75	0.0376
Lowest	16QAM	1	8	17.68	0.0586	15.38	0.0345
Middle		1	8	17.71	0.0590	15.41	0.0348
Highest		1	8	17.83	0.0607	15.53	0.0357
Lowest	64QAM	1	8	17.95	0.0624	15.65	0.0367
Middle		1	8	17.47	0.0558	15.17	0.0329
Highest		1	8	17.68	0.0586	15.38	0.0345
Limit	EIRP < 2W		Result		PASS		

LTE Band 25 / 5MHz (Average) (GT - LC = -2.3 dB)							
Channel	Mode	RB		Conducted		EIRP	
		Size	Offset	Power (dBm)	Power (Watts)	EIRP(dBm)	EIRP(W)
Lowest	QPSK	1	0	18.04	0.0637	15.74	0.0375
Middle		1	0	17.98	0.0628	15.68	0.0370
Highest		1	0	18.39	0.0690	16.09	0.0406
Lowest	16QAM	1	0	18.20	0.0661	15.90	0.0389
Middle		1	0	17.60	0.0575	15.30	0.0339
Highest		1	0	18.24	0.0667	15.94	0.0393
Lowest	64QAM	1	24	18.25	0.0668	15.95	0.0394
Middle		1	24	17.80	0.0603	15.50	0.0355
Highest		1	24	18.03	0.0635	15.73	0.0374
Limit	EIRP < 2W		Result		PASS		



LTE Band 25 / 10MHz (Average) (GT - LC = -2.3 dB)							
Channel	Mode	RB		Conducted		EIRP	
		Size	Offset	Power (dBm)	Power (Watts)	EIRP(dBm)	EIRP(W)
Lowest	QPSK	25	12	18.23	0.0665	15.93	0.0392
Middle		25	12	18.03	0.0635	15.73	0.0374
Highest		25	12	18.39	0.0690	16.09	0.0406
Lowest	16QAM	1	49	18.11	0.0647	15.81	0.0381
Middle		1	49	17.96	0.0625	15.66	0.0368
Highest		1	49	18.33	0.0681	16.03	0.0401
Lowest	64QAM	1	49	18.26	0.0670	15.96	0.0394
Middle		1	49	17.83	0.0607	15.53	0.0357
Highest		1	49	18.20	0.0661	15.90	0.0389
Limit	EIRP < 2W		Result		PASS		

LTE Band 25 / 15MHz (Average) (GT - LC = -2.3 dB)							
Channel	Mode	RB		Conducted		EIRP	
		Size	Offset	Power (dBm)	Power (Watts)	EIRP(dBm)	EIRP(W)
Lowest	QPSK	1	0	18.18	0.0658	15.88	0.0387
Middle		1	0	17.94	0.0622	15.64	0.0366
Highest		1	0	18.35	0.0684	16.05	0.0403
Lowest	16QAM	1	0	18.24	0.0667	15.94	0.0393
Middle		1	0	17.74	0.0594	15.44	0.0350
Highest		1	0	18.21	0.0662	15.91	0.0390
Lowest	64QAM	1	0	18.20	0.0661	15.90	0.0389
Middle		1	0	17.90	0.0617	15.60	0.0363
Highest		1	0	17.94	0.0622	15.64	0.0366
Limit	EIRP < 2W		Result		PASS		

LTE Band 25 / 20MHz (Average) (GT - LC = -2.3 dB)							
Channel	Mode	RB		Conducted		EIRP	
		Size	Offset	Power (dBm)	Power (Watts)	EIRP(dBm)	EIRP(W)
Lowest	QPSK	50	24	18.15	0.0653	15.85	0.0385
Middle		50	24	18.11	0.0647	15.81	0.0381
Highest		50	24	18.48	0.0705	16.18	0.0415
Lowest	16QAM	1	0	18.26	0.0670	15.96	0.0394
Middle		1	0	17.64	0.0581	15.34	0.0342
Highest		1	0	18.26	0.0670	15.96	0.0394
Lowest	64QAM	1	99	18.17	0.0656	15.87	0.0386
Middle		1	99	17.81	0.0604	15.51	0.0356
Highest		1	99	18.11	0.0647	15.81	0.0381
Limit	EIRP < 2W		Result		PASS		



LTE Band 4 / 1.4MHz (Average) (GT - LC = -1.5 dB)							
Channel	Mode	RB		Conducted		EIRP	
		Size	Offset	Power (dBm)	Power (Watts)	EIRP(dBm)	EIRP(W)
Lowest	QPSK	3	1	17.88	0.0614	16.38	0.0435
Middle		3	1	17.98	0.0628	16.48	0.0445
Highest		3	1	18.02	0.0634	16.52	0.0449
Lowest	16QAM	1	3	17.67	0.0585	16.17	0.0414
Middle		1	3	17.96	0.0625	16.46	0.0443
Highest		1	3	17.55	0.0569	16.05	0.0403
Lowest	64QAM	1	5	17.74	0.0594	16.24	0.0421
Middle		1	5	17.50	0.0562	16.00	0.0398
Highest		1	5	17.48	0.0560	15.98	0.0396
Limit	EIRP < 1W			Result		PASS	

LTE Band 4 / 3MHz (Average) (GT - LC = -1.5 dB)							
Channel	Mode	RB		Conducted		EIRP	
		Size	Offset	Power (dBm)	Power (Watts)	EIRP(dBm)	EIRP(W)
Lowest	QPSK	8	4	18.03	0.0635	16.53	0.0450
Middle		8	4	18.07	0.0641	16.57	0.0454
Highest		8	4	18.15	0.0653	16.65	0.0462
Lowest	16QAM	1	8	17.95	0.0624	16.45	0.0442
Middle		1	8	18.01	0.0632	16.51	0.0448
Highest		1	8	18.04	0.0637	16.54	0.0451
Lowest	64QAM	1	8	17.65	0.0582	16.15	0.0412
Middle		1	8	17.93	0.0621	16.43	0.0440
Highest		1	8	18.07	0.0641	16.57	0.0454
Limit	EIRP < 1W			Result		PASS	

LTE Band 4 / 5MHz (Average) (GT - LC = -1.5 dB)							
Channel	Mode	RB		Conducted		EIRP	
		Size	Offset	Power (dBm)	Power (Watts)	EIRP(dBm)	EIRP(W)
Lowest	QPSK	12	13	17.94	0.0622	16.44	0.0441
Middle		12	13	18.03	0.0635	16.53	0.0450
Highest		12	13	18.13	0.0650	16.63	0.0460
Lowest	16QAM	25	0	17.48	0.0560	15.98	0.0396
Middle		25	0	17.46	0.0557	15.96	0.0394
Highest		25	0	17.64	0.0581	16.14	0.0411
Lowest	64QAM	1	12	17.72	0.0592	16.22	0.0419
Middle		1	12	17.80	0.0603	16.30	0.0427
Highest		1	12	17.89	0.0615	16.39	0.0436
Limit	EIRP < 1W			Result		PASS	



LTE Band 4 / 10MHz (Average) (GT - LC = -1.5 dB)							
Channel	Mode	RB		Conducted		EIRP	
		Size	Offset	Power (dBm)	Power (Watts)	EIRP(dBm)	EIRP(W)
Lowest	QPSK	25	12	18.05	0.0638	16.55	0.0452
Middle		25	12	18.16	0.0655	16.66	0.0463
Highest		25	12	18.32	0.0679	16.82	0.0481
Lowest	16QAM	1	49	17.45	0.0556	15.95	0.0394
Middle		1	49	17.98	0.0628	16.48	0.0445
Highest		1	49	17.87	0.0612	16.37	0.0434
Lowest	64QAM	1	25	17.37	0.0546	15.87	0.0386
Middle		1	25	17.91	0.0618	16.41	0.0438
Highest		1	25	17.66	0.0583	16.16	0.0413
Limit	EIRP < 1W			Result		PASS	

LTE Band 4 / 15MHz (Average) (GT - LC = -1.5 dB)							
Channel	Mode	RB		Conducted		EIRP	
		Size	Offset	Power (dBm)	Power (Watts)	EIRP(dBm)	EIRP(W)
Lowest	QPSK	36	20	18.05	0.0638	16.55	0.0452
Middle		36	20	18.21	0.0662	16.71	0.0469
Highest		36	20	18.35	0.0684	16.85	0.0484
Lowest	16QAM	1	74	17.52	0.0565	16.02	0.0400
Middle		1	74	18.08	0.0643	16.58	0.0455
Highest		1	74	17.93	0.0621	16.43	0.0440
Lowest	64QAM	1	37	17.39	0.0548	15.89	0.0388
Middle		1	37	17.99	0.0630	16.49	0.0446
Highest		1	37	17.71	0.0590	16.21	0.0418
Limit	EIRP < 1W			Result		PASS	

LTE Band 4 / 20MHz (Average) (GT - LC = -1.5 dB)							
Channel	Mode	RB		Conducted		EIRP	
		Size	Offset	Power (dBm)	Power (Watts)	EIRP(dBm)	EIRP(W)
Lowest	QPSK	50	24	18.16	0.0655	16.66	0.0463
Middle		50	24	18.17	0.0656	16.67	0.0465
Highest		50	24	18.37	0.0687	16.87	0.0486
Lowest	16QAM	1	0	17.58	0.0573	16.08	0.0406
Middle		1	0	18.08	0.0643	16.58	0.0455
Highest		1	0	17.57	0.0571	16.07	0.0405
Lowest	64QAM	1	0	17.96	0.0625	16.46	0.0443
Middle		1	0	17.83	0.0607	16.33	0.0430
Highest		1	0	18.04	0.0637	16.54	0.0451
Limit	EIRP < 1W			Result		PASS	





LTE Band 5 / 1.4MHz (Average) (GT - LC = -3.5 dB)							
Channel	Mode	RB		Conducted		ERP	
		Size	Offset	Power (dBm)	Power (Watts)	ERP(dBm)	ERP(W)
Lowest	QPSK	3	3	23.61	0.2296	17.96	0.0625
Middle		3	3	23.62	0.2301	17.97	0.0627
Highest		3	3	23.59	0.2286	17.94	0.0622
Lowest	16QAM	1	3	22.24	0.1675	16.59	0.0456
Middle		1	3	22.31	0.1702	16.66	0.0463
Highest		1	3	22.48	0.1770	16.83	0.0482
Lowest	64QAM	1	3	21.11	0.1291	15.46	0.0352
Middle		1	3	21.56	0.1432	15.91	0.0390
Highest		1	3	21.21	0.1321	15.56	0.0360
Limit	ERP < 7W		Result		PASS		

LTE Band 5 / 3MHz (Average) (GT - LC = -3.5 dB)							
Channel	Mode	RB		Conducted		ERP	
		Size	Offset	Power (dBm)	Power (Watts)	ERP(dBm)	ERP(W)
Lowest	QPSK	1	8	23.63	0.2307	17.98	0.0628
Middle		1	8	23.65	0.2317	18.00	0.0631
Highest		1	8	23.61	0.2296	17.96	0.0625
Lowest	16QAM	1	8	22.71	0.1866	17.06	0.0508
Middle		1	8	22.61	0.1824	16.96	0.0497
Highest		1	8	22.38	0.1730	16.73	0.0471
Lowest	64QAM	1	8	21.46	0.1400	15.81	0.0381
Middle		1	8	21.43	0.1390	15.78	0.0378
Highest		1	8	21.64	0.1459	15.99	0.0397
Limit	ERP < 7W		Result		PASS		

LTE Band 5 / 5MHz (Average) (GT - LC = -3.5 dB)							
Channel	Mode	RB		Conducted		ERP	
		Size	Offset	Power (dBm)	Power (Watts)	ERP(dBm)	ERP(W)
Lowest	QPSK	1	12	23.52	0.2249	17.87	0.0612
Middle		1	12	23.60	0.2291	17.95	0.0624
Highest		1	12	23.65	0.2317	18.00	0.0631
Lowest	16QAM	1	12	22.40	0.1738	16.75	0.0473
Middle		1	12	22.40	0.1738	16.75	0.0473
Highest		1	12	22.12	0.1629	16.47	0.0444
Lowest	64QAM	1	12	21.39	0.1377	15.74	0.0375
Middle		1	12	21.49	0.1409	15.84	0.0384
Highest		1	12	21.55	0.1429	15.90	0.0389
Limit	ERP < 7W		Result		PASS		



LTE Band 5 / 10MHz (Average) (GT - LC = -3.5 dB)							
Channel	Mode	RB		Conducted		ERP	
		Size	Offset	Power (dBm)	Power (Watts)	ERP(dBm)	ERP(W)
Lowest	QPSK	1	0	23.65	0.2317	18.00	0.0631
Middle		1	0	23.63	0.2307	17.98	0.0628
Highest		1	0	23.64	0.2312	17.99	0.0630
Lowest	16QAM	1	49	22.51	0.1782	16.86	0.0485
Middle		1	49	22.39	0.1734	16.74	0.0472
Highest		1	49	22.36	0.1722	16.71	0.0469
Lowest	64QAM	1	0	21.13	0.1297	15.48	0.0353
Middle		1	0	21.44	0.1393	15.79	0.0379
Highest		1	0	21.34	0.1361	15.69	0.0371
Limit	ERP < 7W			Result		PASS	



LTE Band 7 / 5MHz (Average) (GT - LC = -0.9 dB)							
Channel	Mode	RB		Conducted		EIRP	
		Size	Offset	Power (dBm)	Power (Watts)	EIRP(dBm)	EIRP(W)
Lowest	QPSK	1	0	19.63	0.0918	18.73	0.0746
Middle		1	0	19.39	0.0869	18.49	0.0706
Highest		1	0	19.42	0.0875	18.52	0.0711
Lowest	16QAM	1	12	19.19	0.0830	18.29	0.0675
Middle		1	12	19.25	0.0841	18.35	0.0684
Highest		1	12	19.19	0.0830	18.29	0.0675
Lowest	64QAM	1	24	19.08	0.0809	18.18	0.0658
Middle		1	24	19.18	0.0828	18.28	0.0673
Highest		1	24	19.25	0.0841	18.35	0.0684
Limit	EIRP < 2W		Result		PASS		

LTE Band 7 / 10MHz (Average) (GT - LC = -0.9 dB)							
Channel	Mode	RB		Conducted		EIRP	
		Size	Offset	Power (dBm)	Power (Watts)	EIRP(dBm)	EIRP(W)
Lowest	QPSK	25	25	19.55	0.0902	18.65	0.0733
Middle		25	25	19.66	0.0925	18.76	0.0752
Highest		25	25	19.56	0.0904	18.66	0.0735
Lowest	16QAM	1	49	19.31	0.0853	18.41	0.0693
Middle		1	49	19.25	0.0841	18.35	0.0684
Highest		1	49	19.24	0.0839	18.34	0.0682
Lowest	64QAM	1	49	19.18	0.0828	18.28	0.0673
Middle		1	49	19.21	0.0834	18.31	0.0678
Highest		1	49	19.32	0.0855	18.42	0.0695
Limit	EIRP < 2W		Result		PASS		

LTE Band 7 / 15MHz (Average) (GT - LC = -0.9 dB)							
Channel	Mode	RB		Conducted		EIRP	
		Size	Offset	Power (dBm)	Power (Watts)	EIRP(dBm)	EIRP(W)
Lowest	QPSK	36	20	19.81	0.0957	18.91	0.0778
Middle		36	20	19.75	0.0944	18.85	0.0767
Highest		36	20	19.77	0.0948	18.87	0.0771
Lowest	16QAM	1	0	19.34	0.0859	18.44	0.0698
Middle		1	0	19.30	0.0851	18.40	0.0692
Highest		1	0	19.43	0.0877	18.53	0.0713
Lowest	64QAM	1	74	19.35	0.0861	18.45	0.0700
Middle		1	74	19.33	0.0857	18.43	0.0697
Highest		1	74	19.46	0.0883	18.56	0.0718
Limit	EIRP < 2W		Result		PASS		



LTE Band 7 / 20MHz (Average) (GT - LC = -0.9 dB)							
Channel	Mode	RB		Conducted		EIRP	
		Size	Offset	Power (dBm)	Power (Watts)	EIRP(dBm)	EIRP(W)
Lowest	QPSK	100	0	19.92	0.0982	19.02	0.0798
Middle		100	0	19.64	0.0920	18.74	0.0748
Highest		100	0	19.77	0.0948	18.87	0.0771
Lowest	16QAM	1	49	19.52	0.0895	18.62	0.0728
Middle		1	49	19.43	0.0877	18.53	0.0713
Highest		1	49	19.15	0.0822	18.25	0.0668
Lowest	64QAM	1	99	19.58	0.0908	18.68	0.0738
Middle		1	99	19.46	0.0883	18.56	0.0718
Highest		1	99	19.24	0.0839	18.34	0.0682
Limit	EIRP < 2W			Result		PASS	



LTE Band 12 / 1.4MHz (Average) (GT - LC = -4.9 dB)							
Channel	Mode	RB		Conducted		ERP	
		Size	Offset	Power (dBm)	Power (Watts)	ERP(dBm)	ERP(W)
Lowest	QPSK	1	5	23.92	0.2466	16.87	0.0486
Middle		1	5	23.13	0.2056	16.08	0.0406
Highest		1	5	23.49	0.2234	16.44	0.0441
Lowest	16QAM	1	5	21.82	0.1521	14.77	0.0300
Middle		1	5	21.79	0.1510	14.74	0.0298
Highest		1	5	22.43	0.1750	15.38	0.0345
Lowest	64QAM	1	5	21.39	0.1377	14.34	0.0272
Middle		1	5	20.95	0.1245	13.90	0.0245
Highest		1	5	21.11	0.1291	14.06	0.0255
Limit	ERP < 3W			Result		PASS	

LTE Band 12 / 3MHz (Average) (GT - LC = -4.9 dB)							
Channel	Mode	RB		Conducted		ERP	
		Size	Offset	Power (dBm)	Power (Watts)	ERP(dBm)	ERP(W)
Lowest	QPSK	1	14	23.89	0.2449	16.84	0.0483
Middle		1	14	23.12	0.2051	16.07	0.0405
Highest		1	14	23.43	0.2203	16.38	0.0435
Lowest	16QAM	1	14	21.81	0.1517	14.76	0.0299
Middle		1	14	21.83	0.1524	14.78	0.0301
Highest		1	14	22.53	0.1791	15.48	0.0353
Lowest	64QAM	1	14	21.41	0.1384	14.36	0.0273
Middle		1	14	20.89	0.1227	13.84	0.0242
Highest		1	14	21.12	0.1294	14.07	0.0255
Limit	ERP < 3W			Result		PASS	

LTE Band 12 / 5MHz (Average) (GT - LC = -4.9 dB)							
Channel	Mode	RB		Conducted		ERP	
		Size	Offset	Power (dBm)	Power (Watts)	ERP(dBm)	ERP(W)
Lowest	QPSK	1	24	23.85	0.2427	16.80	0.0479
Middle		1	24	23.07	0.2028	16.02	0.0400
Highest		1	24	23.49	0.2234	16.44	0.0441
Lowest	16QAM	1	24	21.85	0.1531	14.80	0.0302
Middle		1	24	21.82	0.1521	14.77	0.0300
Highest		1	24	22.52	0.1786	15.47	0.0352
Lowest	64QAM	1	24	21.43	0.1390	14.38	0.0274
Middle		1	24	20.99	0.1256	13.94	0.0248
Highest		1	24	21.04	0.1271	13.99	0.0251
Limit	ERP < 3W			Result		PASS	



LTE Band 12 / 10MHz (Average) (GT - LC = -4.9 dB)							
Channel	Mode	RB		Conducted		ERP	
		Size	Offset	Power (dBm)	Power (Watts)	ERP(dBm)	ERP(W)
Lowest	QPSK	1	49	23.94	0.2477	16.89	0.0489
Middle		1	49	23.16	0.2070	16.11	0.0408
Highest		1	49	23.51	0.2244	16.46	0.0443
Lowest	16QAM	1	49	21.90	0.1549	14.85	0.0305
Middle		1	49	21.88	0.1542	14.83	0.0304
Highest		1	49	22.53	0.1791	15.48	0.0353
Lowest	64QAM	1	49	21.43	0.1390	14.38	0.0274
Middle		1	49	20.99	0.1256	13.94	0.0248
Highest		1	49	21.13	0.1297	14.08	0.0256
Limit	ERP < 3W			Result		PASS	



LTE Band 13 / 5MHz (Average) (GT - LC = -2.8 dB)							
Channel	Mode	RB		Conducted		ERP	
		Size	Offset	Power (dBm)	Power (Watts)	ERP(dBm)	ERP(W)
Lowest	QPSK	1	24	23.42	0.2198	18.47	0.0703
Middle		1	24	23.51	0.2244	18.56	0.0718
Highest		1	24	23.52	0.2249	18.57	0.0719
Lowest	16QAM	1	24	22.52	0.1786	17.57	0.0571
Middle		1	24	22.07	0.1611	17.12	0.0515
Highest		1	24	22.36	0.1722	17.41	0.0551
Lowest	64QAM	1	24	21.27	0.1340	16.32	0.0429
Middle		1	24	20.97	0.1250	16.02	0.0400
Highest		1	24	21.08	0.1282	16.13	0.0410
Limit	ERP < 3W			Result		PASS	

LTE Band 13 / 10MHz (Average) (GT - LC = -2.8 dB)							
Channel	Mode	RB		Conducted		ERP	
		Size	Offset	Power (dBm)	Power (Watts)	ERP(dBm)	ERP(W)
Lowest	QPSK	-	-	-	-	-	-
Middle		1	25	23.59	0.2286	18.64	0.0731
Highest		-	-	-	-	-	-
Lowest	16QAM	-	-	-	-	-	-
Middle		1	25	22.40	0.1738	17.45	0.0556
Highest		-	-	-	-	-	-
Lowest	64QAM	-	-	-	-	-	-
Middle		1	25	21.33	0.1358	16.38	0.0435
Highest		-	-	-	-	-	-
Limit	ERP < 3W			Result		PASS	



LTE Band 17 / 5MHz (Average) (GT - LC = -4.9 dB)							
Channel	Mode	RB		Conducted		ERP	
		Size	Offset	Power (dBm)	Power (Watts)	ERP(dBm)	ERP(W)
Lowest	QPSK	1	24	23.71	0.2350	16.66	0.0463
Middle		1	24	23.42	0.2198	16.37	0.0434
Highest		1	24	23.78	0.2388	16.73	0.0471
Lowest	16QAM	1	24	22.46	0.1762	15.41	0.0348
Middle		1	24	22.57	0.1807	15.52	0.0356
Highest		1	24	22.95	0.1972	15.90	0.0389
Lowest	64QAM	1	0	21.71	0.1483	14.66	0.0292
Middle		1	0	21.13	0.1297	14.08	0.0256
Highest		1	0	21.29	0.1346	14.24	0.0265
Limit	ERP < 3W			Result		PASS	

LTE Band 17 / 10MHz (Average) (GT - LC = -4.9 dB)							
Channel	Mode	RB		Conducted		ERP	
		Size	Offset	Power (dBm)	Power (Watts)	ERP(dBm)	ERP(W)
Lowest	QPSK	1	25	23.78	0.2388	16.73	0.0471
Middle		1	25	23.69	0.2339	16.64	0.0461
Highest		1	25	23.82	0.2410	16.77	0.0475
Lowest	16QAM	1	49	22.38	0.1730	15.33	0.0341
Middle		1	49	22.55	0.1799	15.50	0.0355
Highest		1	49	22.97	0.1982	15.92	0.0391
Lowest	64QAM	1	0	21.62	0.1452	14.57	0.0286
Middle		1	0	21.15	0.1303	14.10	0.0257
Highest		1	0	21.37	0.1371	14.32	0.0270
Limit	ERP < 3W			Result		PASS	





LTE Band 41 / 5MHz (Average) (GT - LC = -0.9 dB)							
Channel	Mode	RB		Conducted		EIRP	
		Size	Offset	Power (dBm)	Power (Watts)	EIRP(dBm)	EIRP(W)
Lowest	QPSK	12	0	22.14	0.1637	21.24	0.1330
Middle		12	0	22.27	0.1687	21.37	0.1371
Highest		12	0	21.95	0.1567	21.05	0.1274
Lowest	16QAM	12	0	21.75	0.1496	20.85	0.1216
Middle		12	0	21.66	0.1466	20.76	0.1191
Highest		12	0	21.50	0.1413	20.60	0.1148
Lowest	64QAM	1	0	21.53	0.1422	20.63	0.1156
Middle		1	0	21.26	0.1337	20.36	0.1086
Highest		1	0	21.22	0.1324	20.32	0.1076
Limit	EIRP < 2W		Result		PASS		

LTE Band 41 / 10MHz (Average) (GT - LC = -0.9 dB)							
Channel	Mode	RB		Conducted		EIRP	
		Size	Offset	Power (dBm)	Power (Watts)	EIRP(dBm)	EIRP(W)
Lowest	QPSK	25	12	22.22	0.1667	21.32	0.1355
Middle		25	12	22.13	0.1633	21.23	0.1327
Highest		25	12	22.05	0.1603	21.15	0.1303
Lowest	16QAM	25	12	21.78	0.1507	20.88	0.1225
Middle		25	12	21.60	0.1445	20.70	0.1175
Highest		25	12	21.52	0.1419	20.62	0.1153
Lowest	64QAM	1	25	21.45	0.1396	20.55	0.1135
Middle		1	25	21.38	0.1374	20.48	0.1117
Highest		1	25	21.09	0.1285	20.19	0.1045
Limit	EIRP < 2W		Result		PASS		

LTE Band 41 / 15MHz (Average) (GT - LC = -0.9 dB)							
Channel	Mode	RB		Conducted		EIRP	
		Size	Offset	Power (dBm)	Power (Watts)	EIRP(dBm)	EIRP(W)
Lowest	QPSK	36	39	22.10	0.1622	21.20	0.1318
Middle		36	39	22.20	0.1660	21.30	0.1349
Highest		36	39	21.99	0.1581	21.09	0.1285
Lowest	16QAM	1	0	21.80	0.1514	20.90	0.1230
Middle		1	0	21.60	0.1445	20.70	0.1175
Highest		1	0	21.42	0.1387	20.52	0.1127
Lowest	64QAM	1	0	21.50	0.1413	20.60	0.1148
Middle		1	0	21.15	0.1303	20.25	0.1059
Highest		1	0	21.14	0.1300	20.24	0.1057
Limit	EIRP < 2W		Result		PASS		



LTE Band 41 / 20MHz (Average) (GT - LC = -0.9 dB)							
Channel	Mode	RB		Conducted		EIRP	
		Size	Offset	Power (dBm)	Power (Watts)	EIRP(dBm)	EIRP(W)
Lowest	QPSK	50	50	22.20	0.1660	21.30	0.1349
Middle		50	50	22.19	0.1656	21.29	0.1346
Highest		50	50	22.03	0.1596	21.13	0.1297
Lowest	16QAM	1	0	21.71	0.1483	20.81	0.1205
Middle		1	0	21.51	0.1416	20.61	0.1151
Highest		1	0	21.35	0.1365	20.45	0.1109
Lowest	64QAM	1	0	21.47	0.1403	20.57	0.1140
Middle		1	0	21.22	0.1324	20.32	0.1076
Highest		1	0	21.16	0.1306	20.26	0.1062
Limit	EIRP < 2W			Result		PASS	



LTE Band 26 / 1.4MHz (Average) (GT - LC = -3.5 dB)							
Channel	Mode	RB		Conducted		ERP	
		Size	Offset	Power (dBm)	Power (Watts)	ERP(dBm)	ERP(W)
Lowest	QPSK	1	5	23.29	0.2133	17.64	0.0581
Middle		1	5	23.39	0.2183	17.74	0.0594
Highest		1	5	23.57	0.2275	17.92	0.0619
Lowest	16QAM	1	5	22.20	0.1660	16.55	0.0452
Middle		1	5	22.63	0.1832	16.98	0.0499
Highest		1	5	22.27	0.1687	16.62	0.0459
Lowest	64QAM	1	0	21.46	0.1400	15.81	0.0381
Middle		1	0	21.75	0.1496	16.10	0.0407
Highest		1	0	21.44	0.1393	15.79	0.0379
Limit	ERP < 7W			Result		PASS	

LTE Band 26 / 3MHz (Average) (GT - LC = -3.5 dB)							
Channel	Mode	RB		Conducted		ERP	
		Size	Offset	Power (dBm)	Power (Watts)	ERP(dBm)	ERP(W)
Lowest	QPSK	1	14	23.29	0.2133	17.64	0.0581
Middle		1	14	23.34	0.2158	17.69	0.0587
Highest		1	14	23.61	0.2296	17.96	0.0625
Lowest	16QAM	1	8	22.63	0.1832	16.98	0.0499
Middle		1	8	22.21	0.1663	16.56	0.0453
Highest		1	8	22.14	0.1637	16.49	0.0446
Lowest	64QAM	1	0	21.49	0.1409	15.84	0.0384
Middle		1	0	21.73	0.1489	16.08	0.0406
Highest		1	0	21.51	0.1416	15.86	0.0385
Limit	ERP < 7W			Result		PASS	

LTE Band 26 / 5MHz (Average) (GT - LC = -3.5 dB)							
Channel	Mode	RB		Conducted		ERP	
		Size	Offset	Power (dBm)	Power (Watts)	ERP(dBm)	ERP(W)
Lowest	QPSK	1	0	23.20	0.2089	17.55	0.0569
Middle		1	0	23.45	0.2213	17.80	0.0603
Highest		1	0	23.57	0.2275	17.92	0.0619
Lowest	16QAM	1	0	22.70	0.1862	17.05	0.0507
Middle		1	0	22.17	0.1648	16.52	0.0449
Highest		1	0	22.33	0.1710	16.68	0.0466
Lowest	64QAM	1	12	21.21	0.1321	15.56	0.0360
Middle		1	12	21.24	0.1330	15.59	0.0362
Highest		1	12	21.63	0.1455	15.98	0.0396
Limit	ERP < 7W			Result		PASS	



LTE Band 26 / 10MHz (Average) (GT - LC = -3.5 dB)							
Channel	Mode	RB		Conducted		ERP	
		Size	Offset	Power (dBm)	Power (Watts)	ERP(dBm)	ERP(W)
Lowest	QPSK	1	0	23.57	0.2275	17.92	0.0619
Middle		1	0	23.46	0.2218	17.81	0.0604
Highest		1	0	23.56	0.2270	17.91	0.0618
Lowest	16QAM	1	0	22.67	0.1849	17.02	0.0504
Middle		1	0	22.29	0.1694	16.64	0.0461
Highest		1	0	22.28	0.1690	16.63	0.0460
Lowest	64QAM	1	0	21.62	0.1452	15.97	0.0395
Middle		1	0	21.63	0.1455	15.98	0.0396
Highest		1	0	21.52	0.1419	15.87	0.0386
Limit	ERP < 7W			Result		PASS	

LTE Band 26 / 15MHz (Average) (GT - LC = -3.5 dB)							
Channel	Mode	RB		Conducted		ERP	
		Size	Offset	Power (dBm)	Power (Watts)	ERP(dBm)	ERP(W)
Lowest	QPSK	1	0	23.68	0.2333	18.03	0.0635
Middle		1	0	23.55	0.2265	17.90	0.0617
Highest		1	0	23.50	0.2239	17.85	0.0610
Lowest	16QAM	1	0	22.66	0.1845	17.01	0.0502
Middle		1	0	22.27	0.1687	16.62	0.0459
Highest		1	0	22.30	0.1698	16.65	0.0462
Lowest	64QAM	1	0	21.53	0.1422	15.88	0.0387
Middle		1	0	21.65	0.1462	16.00	0.0398
Highest		1	0	21.42	0.1387	15.77	0.0378
Limit	ERP < 7W			Result		PASS	



LTE Band 66 / 1.4MHz (Average) (GT - LC = -1.5 dB)							
Channel	Mode	RB		Conducted		EIRP	
		Size	Offset	Power (dBm)	Power (Watts)	EIRP(dBm)	EIRP(W)
Lowest	QPSK	6	0	17.88	0.0614	16.38	0.0435
Middle		6	0	18.27	0.0671	16.77	0.0475
Highest		6	0	18.07	0.0641	16.57	0.0454
Lowest	16QAM	1	5	17.88	0.0614	16.38	0.0435
Middle		1	5	17.84	0.0608	16.34	0.0431
Highest		1	5	18.10	0.0646	16.60	0.0457
Lowest	64QAM	1	5	17.57	0.0571	16.07	0.0405
Middle		1	5	18.06	0.0640	16.56	0.0453
Highest		1	5	17.68	0.0586	16.18	0.0415
Limit	EIRP < 1W		Result		PASS		

LTE Band 66 / 3MHz (Average) (GT - LC = -1.5 dB)							
Channel	Mode	RB		Conducted		EIRP	
		Size	Offset	Power (dBm)	Power (Watts)	EIRP(dBm)	EIRP(W)
Lowest	QPSK	15	0	17.91	0.0618	16.41	0.0438
Middle		15	0	18.28	0.0673	16.78	0.0476
Highest		15	0	17.97	0.0627	16.47	0.0444
Lowest	16QAM	1	14	17.92	0.0619	16.42	0.0439
Middle		1	14	17.74	0.0594	16.24	0.0421
Highest		1	14	18.21	0.0662	16.71	0.0469
Lowest	64QAM	1	14	17.64	0.0581	16.14	0.0411
Middle		1	14	18.00	0.0631	16.50	0.0447
Highest		1	14	17.68	0.0586	16.18	0.0415
Limit	EIRP < 1W		Result		PASS		

LTE Band 66 / 5MHz (Average) (GT - LC = -1.5 dB)							
Channel	Mode	RB		Conducted		EIRP	
		Size	Offset	Power (dBm)	Power (Watts)	EIRP(dBm)	EIRP(W)
Lowest	QPSK	25	0	17.90	0.0617	16.40	0.0437
Middle		25	0	18.20	0.0661	16.70	0.0468
Highest		25	0	18.03	0.0635	16.53	0.0450
Lowest	16QAM	1	24	17.93	0.0621	16.43	0.0440
Middle		1	24	17.82	0.0605	16.32	0.0429
Highest		1	24	18.11	0.0647	16.61	0.0458
Lowest	64QAM	1	24	17.62	0.0578	16.12	0.0409
Middle		1	24	17.98	0.0628	16.48	0.0445
Highest		1	24	17.71	0.0590	16.21	0.0418
Limit	EIRP < 1W		Result		PASS		



LTE Band 66 / 10MHz (Average) (GT - LC = -1.5 dB)							
Channel	Mode	RB		Conducted		EIRP	
		Size	Offset	Power (dBm)	Power (Watts)	EIRP(dBm)	EIRP(W)
Lowest	QPSK	25	0	18.24	0.0667	16.74	0.0472
Middle		25	0	18.19	0.0659	16.69	0.0467
Highest		25	0	18.53	0.0713	17.03	0.0505
Lowest	16QAM	25	12	17.64	0.0581	16.14	0.0411
Middle		25	12	17.65	0.0582	16.15	0.0412
Highest		25	12	18.07	0.0641	16.57	0.0454
Lowest	64QAM	1	0	17.77	0.0598	16.27	0.0424
Middle		1	0	18.15	0.0653	16.65	0.0462
Highest		1	0	17.99	0.0630	16.49	0.0446
Limit	EIRP < 1W		Result		PASS		

LTE Band 66 / 15MHz (Average) (GT - LC = -1.5 dB)							
Channel	Mode	RB		Conducted		EIRP	
		Size	Offset	Power (dBm)	Power (Watts)	EIRP(dBm)	EIRP(W)
Lowest	QPSK	36	0	18.25	0.0668	16.75	0.0473
Middle		36	0	18.16	0.0655	16.66	0.0463
Highest		36	0	18.47	0.0703	16.97	0.0498
Lowest	16QAM	1	74	17.93	0.0621	16.43	0.0440
Middle		1	74	17.87	0.0612	16.37	0.0434
Highest		1	74	18.16	0.0655	16.66	0.0463
Lowest	64QAM	1	37	17.76	0.0597	16.26	0.0423
Middle		1	37	18.08	0.0643	16.58	0.0455
Highest		1	37	18.13	0.0650	16.63	0.0460
Limit	EIRP < 1W		Result		PASS		

LTE Band 66 / 20MHz (Average) (GT - LC = -1.5 dB)							
Channel	Mode	RB		Conducted		EIRP	
		Size	Offset	Power (dBm)	Power (Watts)	EIRP(dBm)	EIRP(W)
Lowest	QPSK	50	0	18.23	0.0665	16.73	0.0471
Middle		50	0	18.25	0.0668	16.75	0.0473
Highest		50	0	18.52	0.0711	17.02	0.0504
Lowest	16QAM	1	99	17.83	0.0607	16.33	0.0430
Middle		1	99	17.95	0.0624	16.45	0.0442
Highest		1	99	18.11	0.0647	16.61	0.0458
Lowest	64QAM	1	49	17.85	0.0610	16.35	0.0432
Middle		1	49	18.03	0.0635	16.53	0.0450
Highest		1	49	18.20	0.0661	16.70	0.0468
Limit	EIRP < 1W		Result		PASS		



Radiated Spurious Emission

LTE Band 7

LTE Band 7 / 20MHz / QPSK									
Channel	Frequency ( MHz )	EIRP ( dBm )	Limit ( dBm )	Over Limit ( dB )	SPA Reading (dBm)	S.G. Power ( dBm )	TX Cable loss ( dB )	TX Antenna Gain (dBi)	Polarization (H/V)
Middle	5046	-64.76	-25	-39.76	-59.71	-74.53	2.34	12.11	H
	7604	-62.40	-25	-37.40	-60.1	-70.66	2.11	10.37	H
	10140	-58.92	-25	-33.92	-61.07	-68.75	2.02	11.86	H
									H
									H
									H
									H
	5046	-64.42	-25	-39.42	-59.97	-74.19	2.34	12.11	V
	7604	-62.46	-25	-37.46	-60.2	-70.72	2.11	10.37	V
	10140	-59.47	-25	-34.47	-60.96	-69.30	2.02	11.86	V
									V
									V
									V
									V
									V
									V

Remark: Spurious emissions within 30-1000MHz were found more than 20dB below limit line.



**LTE Band 12**

LTE Band 12 / 10MHz / QPSK									
Channel	Frequency ( MHz )	ERP ( dBm )	Limit ( dBm )	Over Limit ( dB )	SPA Reading (dBm)	S.G. Power ( dBm )	TX Cable loss ( dB )	TX Antenna Gain (dBi)	Polarization (H/V)
Middle	1424	-61.81	-13.00	-48.81	-73.69	-66.36	1.15	7.85	H
	2136	-59.66	-13.00	-46.66	-75.18	-66.34	1.38	10.21	H
	2848	-59.38	-13.00	-46.38	-74.79	-66.55	1.45	10.78	H
									H
									H
									H
									H
	1424	-61.74	-13.00	-48.74	-73.26	-66.29	1.15	7.85	V
	2136	-60.03	-13.00	-47.03	-75.15	-66.71	1.38	10.21	V
	2848	-59.31	-13.00	-46.31	-75.29	-66.48	1.45	10.78	V
									V
									V
									V
									V

**Remark:** Spurious emissions within 30-1000MHz were found more than 20dB below limit line.





LTE Band 13

LTE Band 13 / 5MHz / QPSK									
Channel	Frequency ( MHz )	ERP ( dBm )	Limit ( dBm )	Over Limit ( dB )	SPA Reading (dBm)	S.G. Power ( dBm )	TX Cable loss ( dB )	TX Antenna Gain (dBi)	Polarization (H/V)
Middle	1568	-63.75	-42.15	-21.60	-74.71	-68.86	1.20	8.46	H
	2352	-60.94	-13	-47.94	-76.00	-67.76	1.42	10.38	H
	3136	-59.44	-13	-46.44	-75.82	-67.03	1.57	11.31	H
									H
									H
									H
									H
	1568	-64.02	-42.15	-21.87	-74.77	-69.13	1.20	8.46	V
	2352	-60.19	-13	-47.19	-75.79	-67.01	1.42	10.38	V
	3136	-59.88	-13	-46.88	-76.50	-67.47	1.57	11.31	V
									V
									V
									V
									V

Remark: Spurious emissions within 30-1000MHz were found more than 20dB below limit line.



**LTE Band 25**

LTE Band 25 / 20MHz / QPSK									
Channel	Frequency ( MHz )	EIRP ( dBm )	Limit ( dBm )	Over Limit ( dB )	SPA Reading (dBm)	S.G. Power ( dBm )	TX Cable loss ( dB )	TX Antenna Gain (dBi)	Polarization (H/V)
Middle	3756	-58.47	-13	-45.47	-76.66	-68.71	2.00	12.25	H
	5639	-56.09	-13	-43.09	-77.02	-66.36	2.12	12.39	H
	7522	-51.06	-13	-38.06	-76.03	-59.02	2.11	10.08	H
									H
									H
									H
									H
	3756	-57.39	-13	-44.39	-76.08	-67.63	2.00	12.25	V
	5639	-55.58	-13	-42.58	-77.13	-65.85	2.12	12.39	V
	7522	-51.19	-13	-38.19	-76.38	-59.15	2.11	10.08	V
									V
									V
									V
									V

**Remark:** Spurious emissions within 30-1000MHz were found more than 20dB below limit line.



**LTE Band 26**

LTE Band 26 / 15MHz / QPSK									
Channel	Frequency ( MHz )	ERP ( dBm )	Limit ( dBm )	Over Limit ( dB )	SPA Reading (dBm)	S.G. Power ( dBm )	TX Cable loss ( dB )	TX Antenna Gain (dBi)	Polarization (H/V)
Highest	1672	-63.90	-13	-50.90	-74.66	-69.37	1.24	8.85	H
	2505	-61.26	-13	-48.26	-75.72	-68.17	1.44	10.50	H
	3340	-59.80	-13	-46.80	-75.58	-67.83	1.74	11.92	H
									H
									H
									H
									H
	1672	-63.47	-13	-50.47	-74.12	-68.94	1.24	8.85	V
	2505	-60.70	-13	-47.70	-75.36	-67.61	1.44	10.50	V
	3340	-59.57	-13	-46.57	-75.86	-67.60	1.74	11.92	V
									V
									V
									V
									V

**Remark:** Spurious emissions within 30-1000MHz were found more than 20dB below limit line.



**LTE Band 41**

LTE Band 41 / 20MHz / QPSK									
Channel	Frequency ( MHz )	EIRP ( dBm )	Limit ( dBm )	Over Limit ( dB )	SPA Reading (dBm)	S.G. Power ( dBm )	TX Cable loss ( dB )	TX Antenna Gain (dBi)	Polarization (H/V)
Highest	5364	-65.30	-25	-40.30	-41.3	-75.26	2.21	12.17	H
	8053	-61.75	-25	-36.75	-37.75	-71.52	2.11	11.88	H
	10738	-58.64	-25	-33.64	-34.64	-67.68	2.62	11.67	H
									H
									H
									H
									H
	5364	-64.99	-25	-39.99	-59.65	-74.95	2.21	12.17	V
	8053	-62.42	-25	-37.42	-61.5	-72.19	2.11	11.88	V
	10738	-58.73	-25	-33.73	-61.87	-67.77	2.62	11.67	V
									V
									V
									V
									V

**Remark:** Spurious emissions within 30-1000MHz were found more than 20dB below limit line.



**LTE Band 66**

LTE Band 66 / 20MHz / QPSK									
Channel	Frequency ( MHz )	EIRP ( dBm )	Limit ( dBm )	Over Limit ( dB )	SPA Reading (dBm)	S.G. Power ( dBm )	TX Cable loss ( dB )	TX Antenna Gain (dBi)	Polarization (H/V)
Highest	3539	-58.68	-13	-45.68	-76.1	-69.17	1.89	12.38	H
	5296	-56.68	-13	-43.68	-77.49	-66.60	2.24	12.16	H
	7060	-51.88	-13	-38.88	-76.31	-60.29	2.38	10.79	H
									H
									H
									H
									H
	3539	-58.45	-13	-45.45	-76.36	-68.94	1.89	12.38	V
	5296	-56.41	-13	-43.41	-77.34	-66.33	2.24	12.16	V
	7060	-51.12	-13	-38.12	-76.12	-59.53	2.38	10.79	V
									V
									V
									V
									V

**Remark:** Spurious emissions within 30-1000MHz were found more than 20dB below limit line.