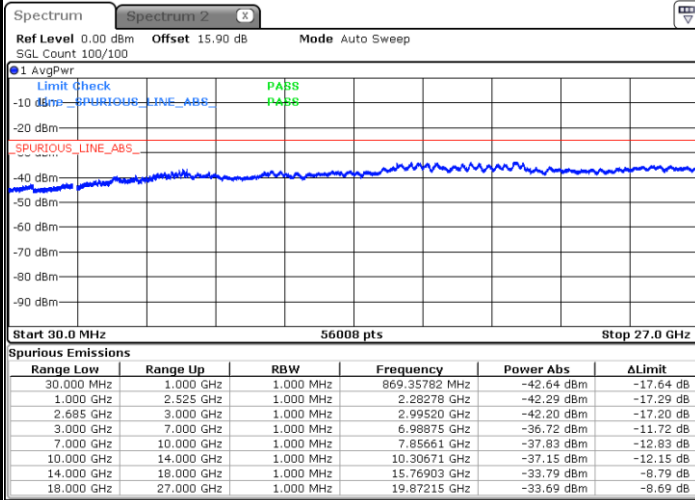




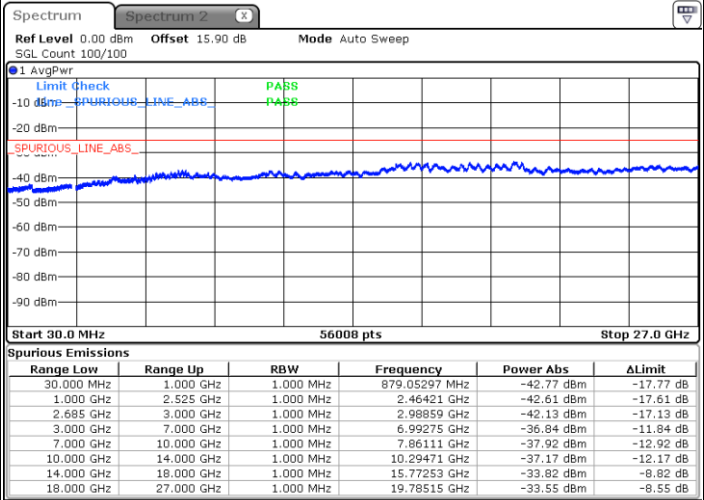
LTE Band 41 / 15MHz

Highest Channel / QPSK



Date: 24 AUG 2017 16:35:17

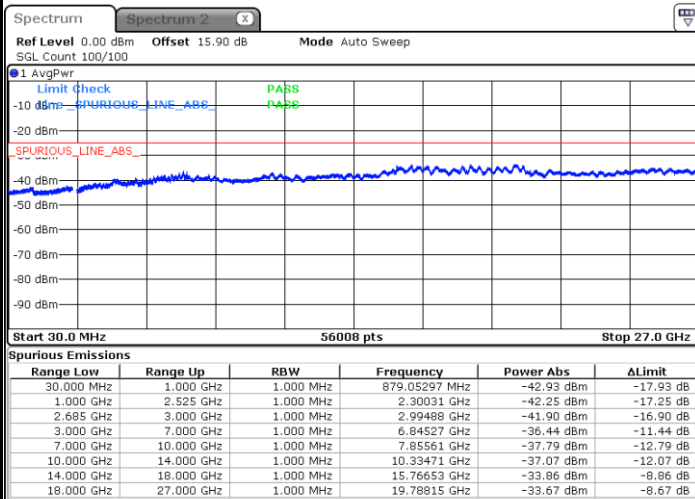
Highest Channel / 16QAM



Date: 24 AUG 2017 16:36:12

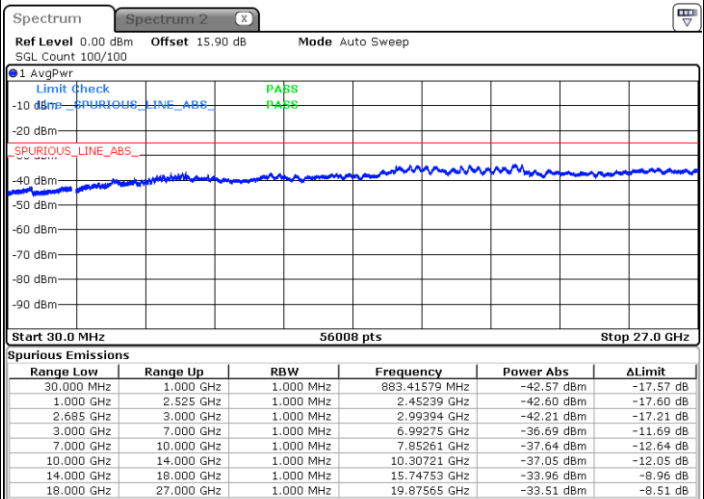
LTE Band 41 / 20MHz

Lowest Channel / QPSK



Date: 24 AUG 2017 16:37:07

Lowest Channel / 16QAM



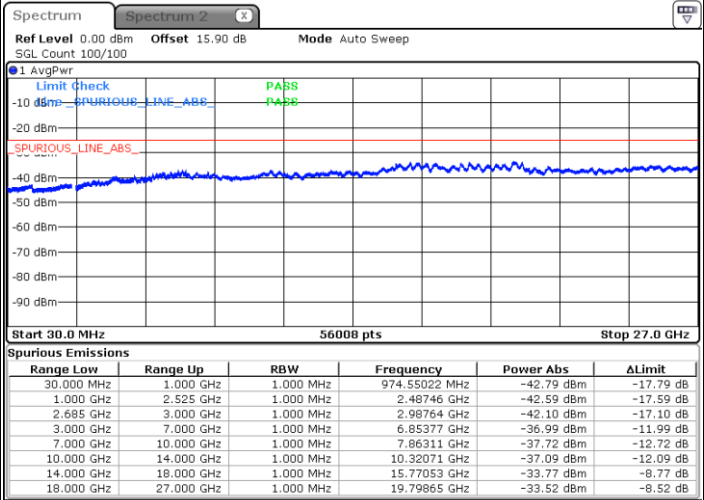
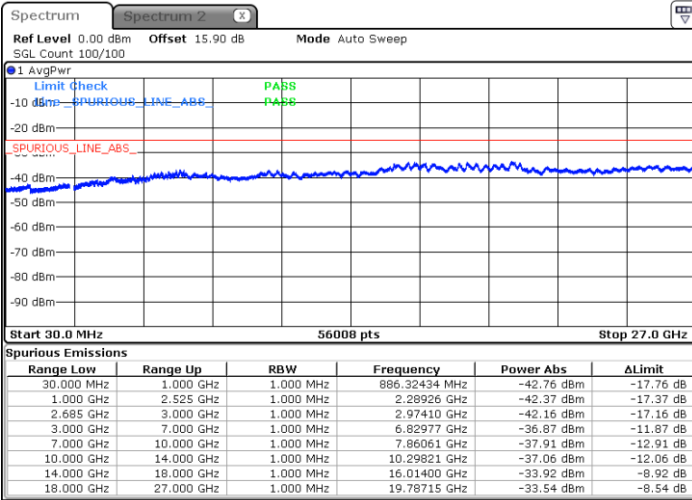
Date: 24 AUG 2017 16:38:02



LTE Band 41 / 20MHz

Middle Channel / QPSK

Middle Channel / 16QAM

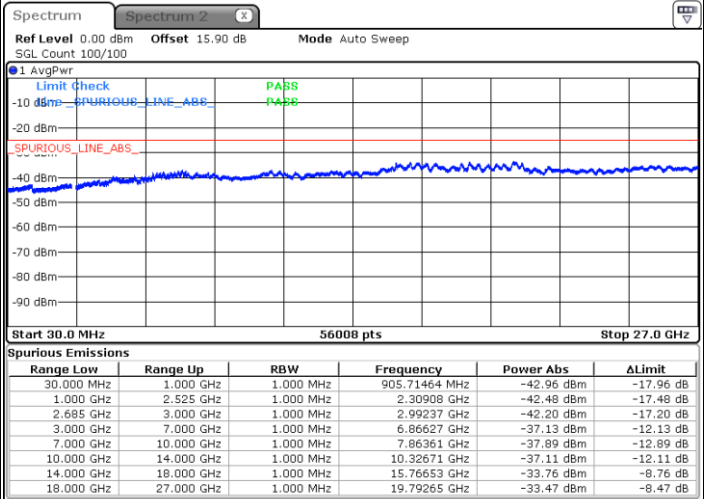
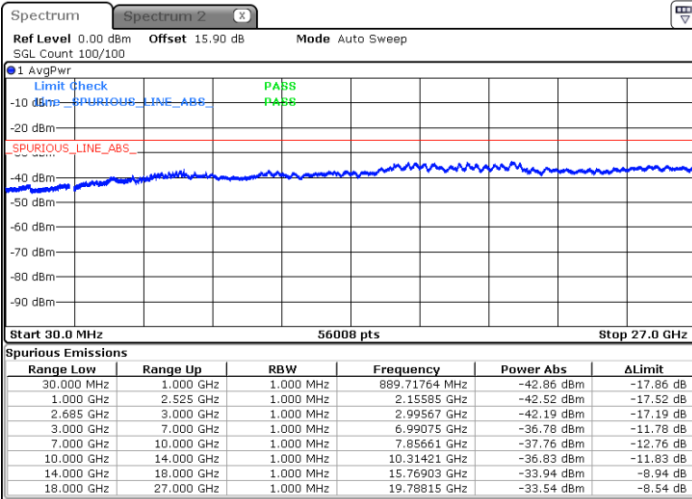


Date: 24 AUG.2017 16:38:57

Date: 24 AUG.2017 16:39:52

Highest Channel / QPSK

Highest Channel / 16QAM



Date: 24 AUG.2017 16:40:47

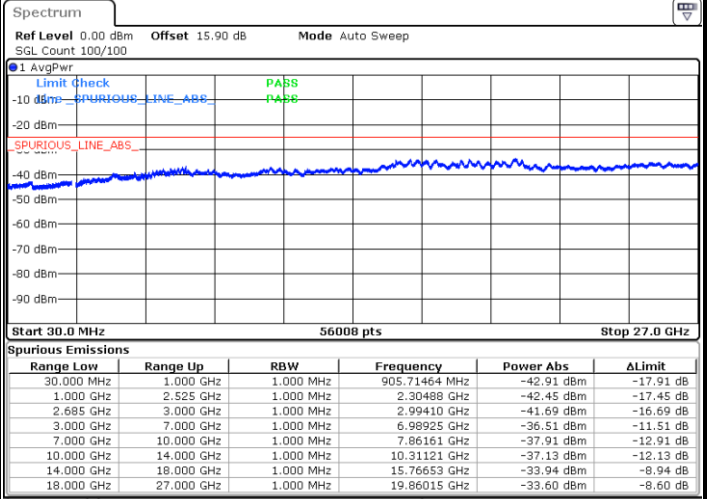
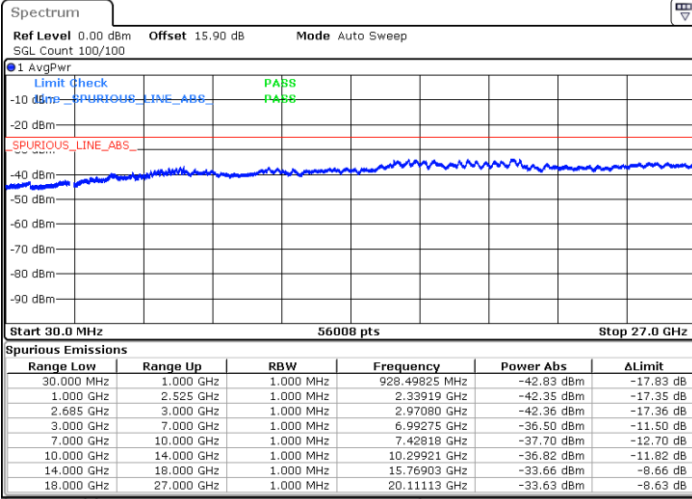
Date: 24 AUG.2017 16:41:42



LTE Band 41 / 5MHz

Lowest Channel / 64QAM

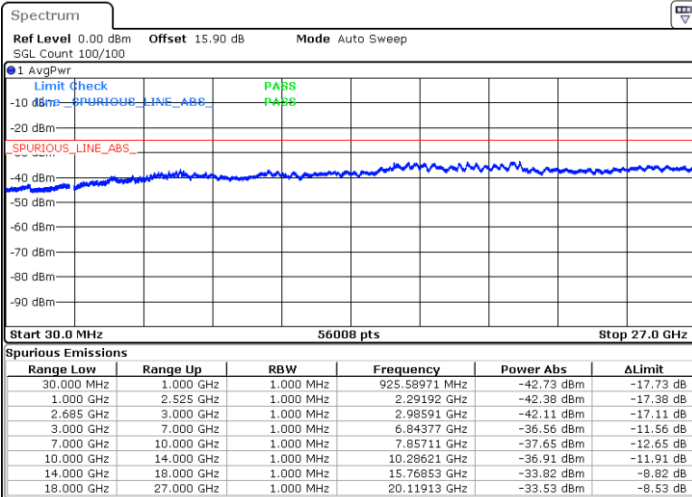
Middle Channel / 64QAM



Date: 19.OCT.2017 19:00:26

Date: 19.OCT.2017 19:01:21

Highest Channel / 64QAM



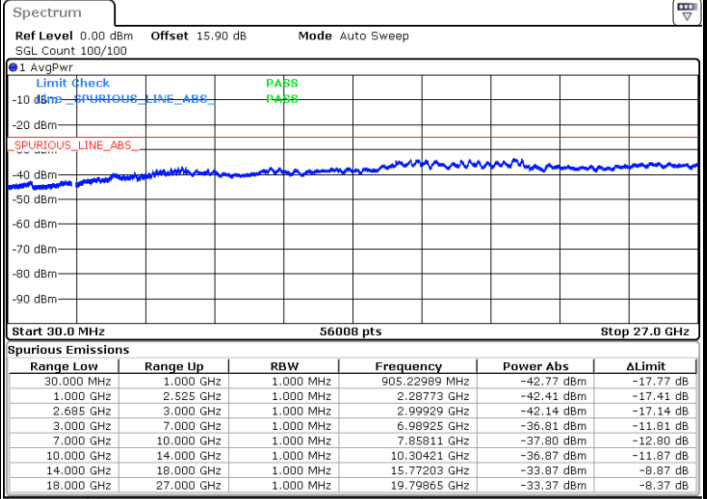
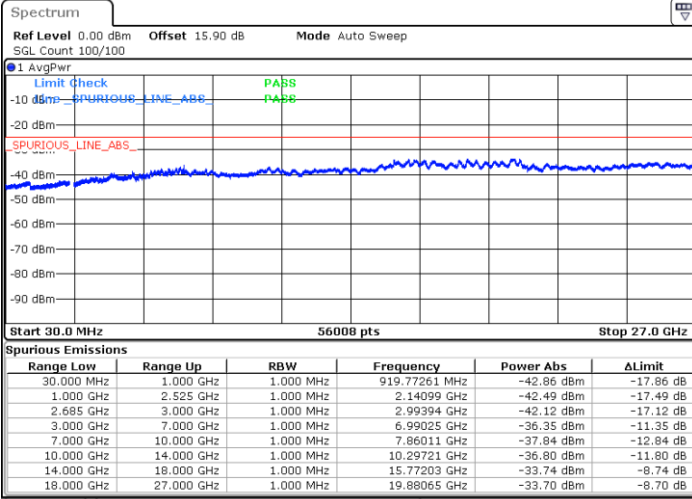
Date: 19.OCT.2017 19:02:16



LTE Band 41 / 10MHz

Lowest Channel / 64QAM

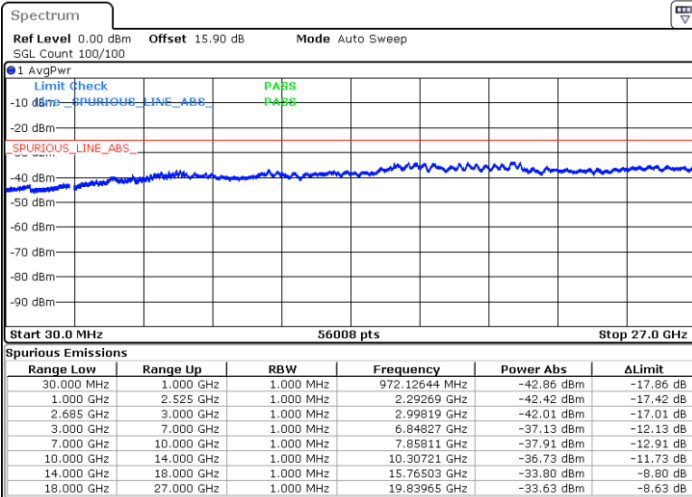
Middle Channel / 64QAM



Date: 19.OCT.2017 19:03:11

Date: 19.OCT.2017 19:04:06

Highest Channel / 64QAM



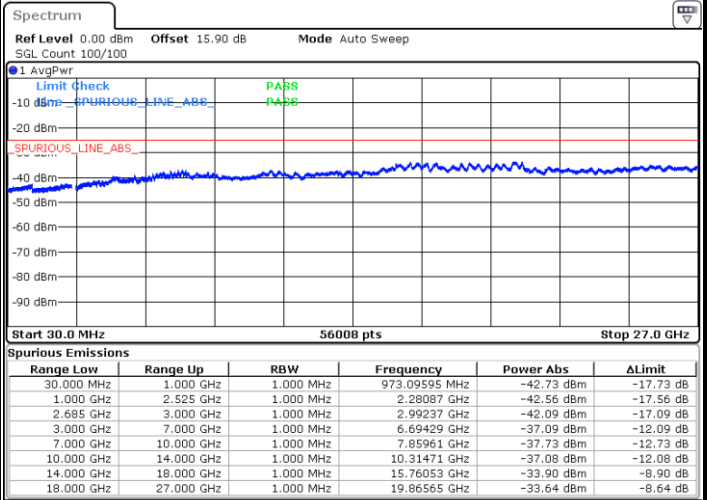
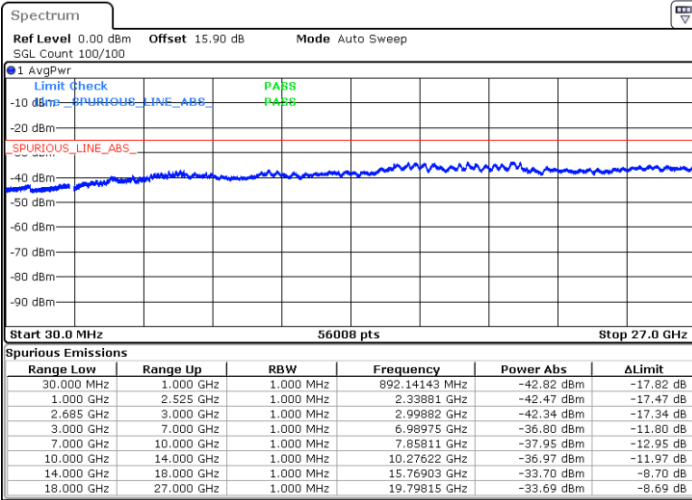
Date: 19.OCT.2017 19:05:01



LTE Band 41 / 15MHz

Lowest Channel / 64QAM

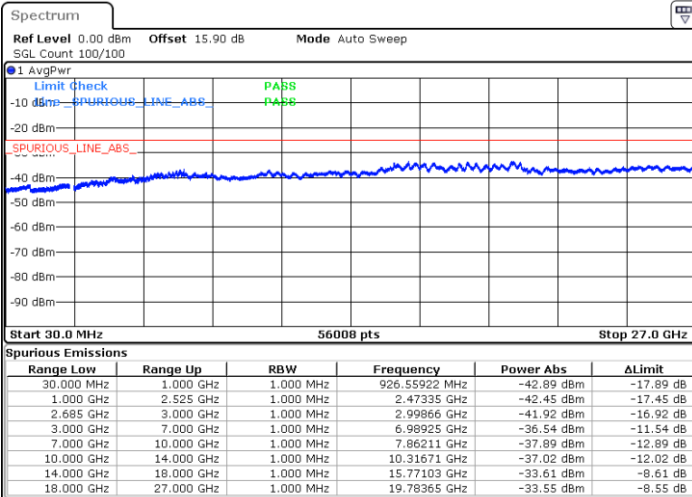
Middle Channel / 64QAM



Date: 19.OCT.2017 19:05:56

Date: 19.OCT.2017 19:06:51

Highest Channel / 64QAM



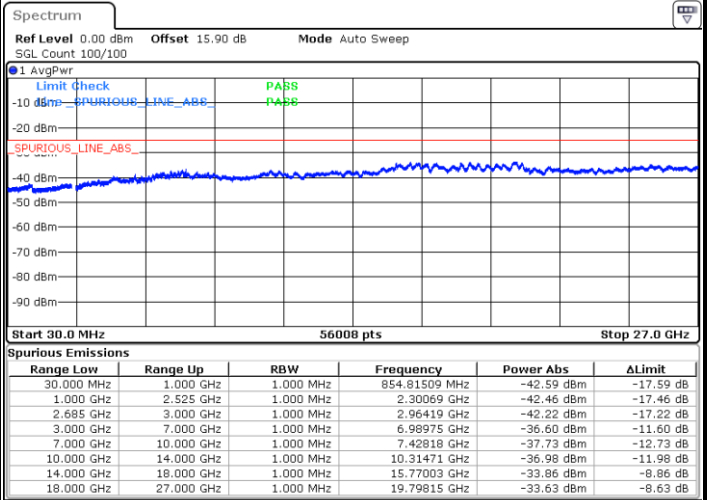
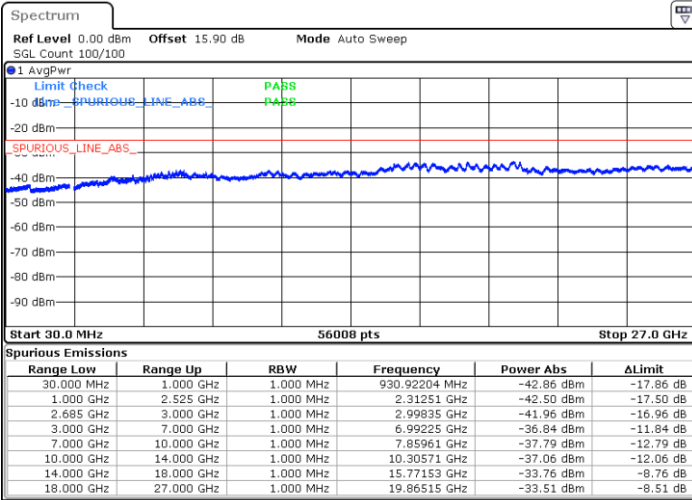
Date: 19.OCT.2017 19:07:46



LTE Band 41 / 20MHz

Lowest Channel / 64QAM

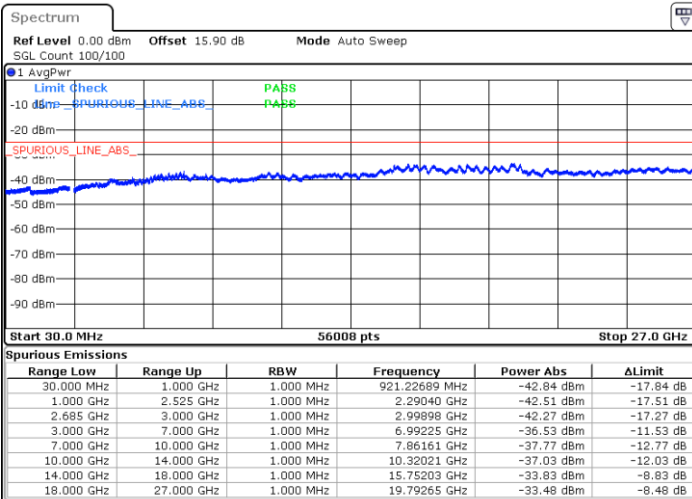
Middle Channel / 64QAM



Date: 19.OCT.2017 19:08:41

Date: 19.OCT.2017 19:09:36

Highest Channel / 64QAM



Date: 19.OCT.2017 19:10:30



Frequency Stability

Test Conditions		LTE Band 41 (QPSK) / Middle Channel	Limit
Temperature (°C)	Voltage (Volt)	BW 10MHz	Note 2.
		Deviation (ppm)	Result
50	Normal Voltage	0.0000	PASS
40	Normal Voltage	0.0001	
30	Normal Voltage	0.0093	
20(Ref.)	Normal Voltage	0.0000	
10	Normal Voltage	0.0007	
0	Normal Voltage	0.0008	
-10	Normal Voltage	0.0099	
-20	Normal Voltage	0.0002	
-30	Normal Voltage	0.0091	
20	Maximum Voltage	0.0008	
20	Normal Voltage	0.0000	
20	Battery End Point	0.0098	

Note:

1. Normal Voltage =3.85 V. ; Battery End Point (BEP) =3.4 V. ; Maximum Voltage =4.4 V.
2. Note: The frequency fundamental emissions stay within the authorized frequency block.



Appendix B. Test Results of ERP/EIRP and Radiated Test

ERP/EIRP

LTE Band 2 / 1.4MHz (Average) (GT - LC = -1.1 dB)							
Channel	Mode	RB		Conducted		EIRP	
		Size	Offset	Power (dBm)	Power (Watts)	EIRP(dBm)	EIRP(W)
Lowest	QPSK	3	1	23.80	0.2399	22.70	0.1862
Middle		3	1	23.38	0.2178	22.28	0.1690
Highest		3	1	23.43	0.2203	22.33	0.1710
Lowest	16QAM	1	3	22.94	0.1968	21.84	0.1528
Middle		1	3	22.59	0.1816	21.49	0.1409
Highest		1	3	22.53	0.1791	21.43	0.1390
Lowest	64QAM	1	3	21.95	0.1567	20.85	0.1216
Middle		1	3	21.47	0.1403	20.37	0.1089
Highest		1	3	21.62	0.1452	20.52	0.1127
Limit	EIRP < 2W			Result		PASS	

LTE Band 2 / 3MHz (Average) (GT - LC = -1.1 dB)							
Channel	Mode	RB		Conducted		EIRP	
		Size	Offset	Power (dBm)	Power (Watts)	EIRP(dBm)	EIRP(W)
Lowest	QPSK	1	14	23.75	0.2371	22.65	0.1841
Middle		1	14	23.27	0.2123	22.17	0.1648
Highest		1	14	23.37	0.2173	22.27	0.1687
Lowest	16QAM	1	8	22.90	0.1950	21.80	0.1514
Middle		1	8	22.56	0.1803	21.46	0.1400
Highest		1	8	22.53	0.1791	21.43	0.1390
Lowest	64QAM	1	0	21.91	0.1552	20.81	0.1205
Middle		1	0	21.47	0.1403	20.37	0.1089
Highest		1	0	21.56	0.1432	20.46	0.1112
Limit	EIRP < 2W			Result		PASS	

LTE Band 2 / 5MHz (Average) (GT - LC = -1.1 dB)							
Channel	Mode	RB		Conducted		EIRP	
		Size	Offset	Power (dBm)	Power (Watts)	EIRP(dBm)	EIRP(W)
Lowest	QPSK	1	0	23.81	0.2404	22.71	0.1866
Middle		1	0	23.39	0.2183	22.29	0.1694
Highest		1	0	23.49	0.2234	22.39	0.1734
Lowest	16QAM	1	0	22.98	0.1986	21.88	0.1542
Middle		1	0	22.62	0.1828	21.52	0.1419
Highest		1	0	22.66	0.1845	21.56	0.1432
Lowest	64QAM	1	0	22.00	0.1585	20.90	0.1230
Middle		1	0	21.57	0.1435	20.47	0.1114
Highest		1	0	21.68	0.1472	20.58	0.1143
Limit	EIRP < 2W			Result		PASS	



LTE Band 2 / 10MHz (Average) (GT - LC = -1.1 dB)							
Channel	Mode	RB		Conducted		EIRP	
		Size	Offset	Power (dBm)	Power (Watts)	EIRP(dBm)	EIRP(W)
Lowest	QPSK	1	0	23.87	0.2438	22.77	0.1892
Middle		1	0	23.44	0.2208	22.34	0.1714
Highest		1	0	23.44	0.2208	22.34	0.1714
Lowest	16QAM	1	0	23.00	0.1995	21.90	0.1549
Middle		1	0	22.69	0.1858	21.59	0.1442
Highest		1	0	22.65	0.1841	21.55	0.1429
Lowest	64QAM	1	0	21.99	0.1581	20.89	0.1227
Middle		1	0	21.60	0.1445	20.50	0.1122
Highest		1	0	21.63	0.1455	20.53	0.1130
Limit	EIRP < 2W			Result		PASS	

LTE Band 2 / 15MHz (Average) (GT - LC = -1.1 dB)							
Channel	Mode	RB		Conducted		EIRP	
		Size	Offset	Power (dBm)	Power (Watts)	EIRP(dBm)	EIRP(W)
Lowest	QPSK	1	0	23.84	0.2421	22.74	0.1879
Middle		1	0	23.55	0.2265	22.45	0.1758
Highest		1	0	23.48	0.2228	22.38	0.1730
Lowest	16QAM	1	0	23.00	0.1995	21.90	0.1549
Middle		1	0	22.84	0.1923	21.74	0.1493
Highest		1	0	22.74	0.1879	21.64	0.1459
Lowest	64QAM	1	0	22.00	0.1585	20.90	0.1230
Middle		1	0	21.81	0.1517	20.71	0.1178
Highest		1	0	21.73	0.1489	20.63	0.1156
Limit	EIRP < 2W			Result		PASS	

LTE Band 2 / 20MHz (Average) (GT - LC = -1.1 dB)							
Channel	Mode	RB		Conducted		EIRP	
		Size	Offset	Power (dBm)	Power (Watts)	EIRP(dBm)	EIRP(W)
Lowest	QPSK	1	0	23.93	0.2472	22.83	0.1919
Middle		1	0	23.68	0.2333	22.58	0.1811
Highest		1	0	23.43	0.2203	22.33	0.1710
Lowest	16QAM	1	0	23.00	0.1995	21.90	0.1549
Middle		1	0	22.86	0.1932	21.76	0.1500
Highest		1	0	22.67	0.1849	21.57	0.1435
Lowest	64QAM	1	0	22.00	0.1585	20.90	0.1230
Middle		1	0	21.84	0.1528	20.74	0.1186
Highest		1	0	21.64	0.1459	20.54	0.1132
Limit	EIRP < 2W			Result		PASS	



LTE Band 5 / 1.4MHz (Average) (GT - LC = -2.1 dB)							
Channel	Mode	RB		Conducted		ERP	
		Size	Offset	Power (dBm)	Power (Watts)	ERP(dBm)	ERP(W)
Lowest	QPSK	3	1	24.18	0.2618	19.93	0.0984
Middle		3	1	23.96	0.2489	19.71	0.0935
Highest		3	1	24.23	0.2649	19.98	0.0995
Lowest	16QAM	1	3	23.33	0.2153	19.08	0.0809
Middle		1	3	23.16	0.2070	18.91	0.0778
Highest		1	3	23.25	0.2113	19.00	0.0794
Lowest	64QAM	1	0	22.32	0.1706	18.07	0.0641
Middle		1	0	22.07	0.1611	17.82	0.0605
Highest		1	0	22.38	0.1730	18.13	0.0650
Limit	ERP < 7W			Result		PASS	

LTE Band 5 / 3MHz (Average) (GT - LC = -2.1 dB)							
Channel	Mode	RB		Conducted		ERP	
		Size	Offset	Power (dBm)	Power (Watts)	ERP(dBm)	ERP(W)
Lowest	QPSK	1	14	24.06	0.2547	19.81	0.0957
Middle		1	14	23.98	0.2500	19.73	0.0940
Highest		1	14	24.16	0.2606	19.91	0.0979
Lowest	16QAM	1	8	23.32	0.2148	19.07	0.0807
Middle		1	8	23.15	0.2065	18.90	0.0776
Highest		1	8	23.22	0.2099	18.97	0.0789
Lowest	64QAM	1	8	22.26	0.1683	18.01	0.0632
Middle		1	8	22.12	0.1629	17.87	0.0612
Highest		1	8	22.36	0.1722	18.11	0.0647
Limit	ERP < 7W			Result		PASS	

LTE Band 5 / 5MHz (Average) (GT - LC = -2.1 dB)							
Channel	Mode	RB		Conducted		ERP	
		Size	Offset	Power (dBm)	Power (Watts)	ERP(dBm)	ERP(W)
Lowest	QPSK	1	12	24.07	0.2553	19.82	0.0959
Middle		1	12	23.92	0.2466	19.67	0.0927
Highest		1	12	24.14	0.2594	19.89	0.0975
Lowest	16QAM	1	0	23.33	0.2153	19.08	0.0809
Middle		1	0	23.22	0.2099	18.97	0.0789
Highest		1	0	23.25	0.2113	19.00	0.0794
Lowest	64QAM	1	12	22.24	0.1675	17.99	0.0630
Middle		1	12	22.11	0.1626	17.86	0.0611
Highest		1	12	22.35	0.1718	18.10	0.0646
Limit	ERP < 7W			Result		PASS	



LTE Band 5 / 10MHz (Average) (GT - LC = -2.1 dB)							
Channel	Mode	RB		Conducted		ERP	
		Size	Offset	Power (dBm)	Power (Watts)	ERP(dBm)	ERP(W)
Lowest	QPSK	1	0	24.24	0.2655	19.99	0.0998
Middle		1	0	24.03	0.2529	19.78	0.0951
Highest		1	0	24.02	0.2523	19.77	0.0948
Lowest	16QAM	1	0	23.34	0.2158	19.09	0.0811
Middle		1	0	23.22	0.2099	18.97	0.0789
Highest		1	0	23.21	0.2094	18.96	0.0787
Lowest	64QAM	1	0	22.33	0.1710	18.08	0.0643
Middle		1	0	22.19	0.1656	17.94	0.0622
Highest		1	0	22.18	0.1652	17.93	0.0621
Limit	ERP < 7W			Result		PASS	



LTE Band 7 / 5MHz (Average) (GT - LC = 1.2 dB)							
Channel	Mode	RB		Conducted		EIRP	
		Size	Offset	Power (dBm)	Power (Watts)	EIRP(dBm)	EIRP(W)
Lowest	QPSK	1	12	24.20	0.2630	25.40	0.3467
Middle		1	12	24.18	0.2618	25.38	0.3451
Highest		1	12	24.32	0.2704	25.52	0.3565
Lowest	16QAM	1	12	23.45	0.2213	24.65	0.2917
Middle		1	12	23.43	0.2203	24.63	0.2904
Highest		1	12	23.50	0.2239	24.70	0.2951
Lowest	64QAM	1	24	22.38	0.1730	23.58	0.2280
Middle		1	24	22.32	0.1706	23.52	0.2249
Highest		1	24	22.44	0.1754	23.64	0.2312
Limit	EIRP < 2W			Result		PASS	

LTE Band 7 / 10MHz (Average) (GT - LC = 1.2 dB)							
Channel	Mode	RB		Conducted		EIRP	
		Size	Offset	Power (dBm)	Power (Watts)	EIRP(dBm)	EIRP(W)
Lowest	QPSK	1	49	24.19	0.2624	25.39	0.3459
Middle		1	49	24.14	0.2594	25.34	0.3420
Highest		1	49	24.29	0.2685	25.49	0.3540
Lowest	16QAM	1	25	23.44	0.2208	24.64	0.2911
Middle		1	25	23.40	0.2188	24.60	0.2884
Highest		1	25	23.49	0.2234	24.69	0.2944
Lowest	64QAM	1	25	22.33	0.1710	23.53	0.2254
Middle		1	25	22.32	0.1706	23.52	0.2249
Highest		1	25	22.45	0.1758	23.65	0.2317
Limit	EIRP < 2W			Result		PASS	

LTE Band 7 / 15MHz (Average) (GT - LC = 1.2 dB)							
Channel	Mode	RB		Conducted		EIRP	
		Size	Offset	Power (dBm)	Power (Watts)	EIRP(dBm)	EIRP(W)
Lowest	QPSK	1	37	24.17	0.2612	25.37	0.3443
Middle		1	37	24.11	0.2576	25.31	0.3396
Highest		1	37	24.26	0.2667	25.46	0.3516
Lowest	16QAM	1	37	23.47	0.2223	24.67	0.2931
Middle		1	37	23.42	0.2198	24.62	0.2897
Highest		1	37	23.50	0.2239	24.70	0.2951
Lowest	64QAM	1	37	22.40	0.1738	23.60	0.2291
Middle		1	37	22.34	0.1714	23.54	0.2259
Highest		1	37	22.50	0.1778	23.70	0.2344
Limit	EIRP < 2W			Result		PASS	



LTE Band 7 / 20MHz (Average) (GT - LC = 1.2 dB)							
Channel	Mode	RB		Conducted		EIRP	
		Size	Offset	Power (dBm)	Power (Watts)	EIRP(dBm)	EIRP(W)
Lowest	QPSK	1	0	24.19	0.2624	25.39	0.3459
Middle		1	0	24.24	0.2655	25.44	0.3499
Highest		1	0	24.34	0.2716	25.54	0.3581
Lowest	16QAM	1	49	23.44	0.2208	24.64	0.2911
Middle		1	49	23.42	0.2198	24.62	0.2897
Highest		1	49	23.50	0.2239	24.70	0.2951
Lowest	64QAM	1	49	22.39	0.1734	23.59	0.2286
Middle		1	49	22.36	0.1722	23.56	0.2270
Highest		1	49	22.49	0.1774	23.69	0.2339
Limit	EIRP < 2W			Result		PASS	



LTE Band 41 / 5MHz (Average) (GT - LC = 0.3 dB)							
Channel	Mode	RB		Conducted		EIRP	
		Size	Offset	Power (dBm)	Power (Watts)	EIRP(dBm)	EIRP(W)
Lowest	QPSK	1	12	24.32	0.2704	24.62	0.2897
Middle		1	12	24.16	0.2606	24.46	0.2793
Highest		1	12	23.98	0.2500	24.28	0.2679
Lowest	16QAM	1	12	23.50	0.2239	23.80	0.2399
Middle		1	12	23.30	0.2138	23.60	0.2291
Highest		1	12	23.22	0.2099	23.52	0.2249
Lowest	64QAM	1	12	22.16	0.1644	22.46	0.1762
Middle		1	12	22.03	0.1596	22.33	0.1710
Highest		1	12	21.89	0.1545	22.19	0.1656
Limit	EIRP < 2W		Result		PASS		

LTE Band 41 / 10MHz (Average) (GT - LC = 0.3 dB)							
Channel	Mode	RB		Conducted		EIRP	
		Size	Offset	Power (dBm)	Power (Watts)	EIRP(dBm)	EIRP(W)
Lowest	QPSK	1	25	24.46	0.2793	24.76	0.2992
Middle		1	25	24.26	0.2667	24.56	0.2858
Highest		1	25	24.12	0.2582	24.42	0.2767
Lowest	16QAM	1	25	23.43	0.2203	23.73	0.2360
Middle		1	25	23.25	0.2113	23.55	0.2265
Highest		1	25	23.14	0.2061	23.44	0.2208
Lowest	64QAM	1	25	22.23	0.1671	22.53	0.1791
Middle		1	25	22.03	0.1596	22.33	0.1710
Highest		1	25	21.96	0.1570	22.26	0.1683
Limit	EIRP < 2W		Result		PASS		

LTE Band 41 / 15MHz (Average) (GT - LC = 0.3 dB)							
Channel	Mode	RB		Conducted		EIRP	
		Size	Offset	Power (dBm)	Power (Watts)	EIRP(dBm)	EIRP(W)
Lowest	QPSK	1	37	24.42	0.2767	24.72	0.2965
Middle		1	37	24.25	0.2661	24.55	0.2851
Highest		1	37	24.16	0.2606	24.46	0.2793
Lowest	16QAM	1	37	23.50	0.2239	23.80	0.2399
Middle		1	37	23.28	0.2128	23.58	0.2280
Highest		1	37	23.24	0.2109	23.54	0.2259
Lowest	64QAM	1	37	22.22	0.1667	22.52	0.1786
Middle		1	37	22.09	0.1618	22.39	0.1734
Highest		1	37	21.89	0.1545	22.19	0.1656
Limit	EIRP < 2W		Result		PASS		



LTE Band 41 / 20MHz (Average) (GT - LC = 0.3 dB)							
Channel	Mode	RB		Conducted		EIRP	
		Size	Offset	Power (dBm)	Power (Watts)	EIRP(dBm)	EIRP(W)
Lowest	QPSK	1	0	24.50	0.2818	24.80	0.3020
Middle		1	0	24.27	0.2673	24.57	0.2864
Highest		1	0	24.16	0.2606	24.46	0.2793
Lowest	16QAM	1	49	23.48	0.2228	23.78	0.2388
Middle		1	49	23.24	0.2109	23.54	0.2259
Highest		1	49	23.16	0.2070	23.46	0.2218
Lowest	64QAM	1	49	22.25	0.1679	22.55	0.1799
Middle		1	49	22.05	0.1603	22.35	0.1718
Highest		1	49	21.92	0.1556	22.22	0.1667
Limit	EIRP < 2W			Result		PASS	



Radiated Spurious Emission

LTE Band 2

LTE Band 2 / 1.4MHz / QPSK									
Channel	Frequency (MHz)	EIRP (dBm)	Limit (dBm)	Over Limit (dB)	SPA Reading (dBm)	S.G. Power (dBm)	TX Cable loss (dB)	TX Antenna Gain (dBi)	Polarization (H/V)
Lowest	3700	-56.69	-13	-43.69	-77.13	-63.26	1.67	8.24	H
	5548	-49.77	-13	-36.77	-76.55	-56.84	2.65	9.72	H
	7403	-46.29	-13	-33.29	-79.64	-55.44	2.46	11.61	H
									H
									H
									H
									H
	3700	-57.72	-13	-44.72	-78.5	-64.29	1.67	8.24	V
	5548	-47.11	-13	-34.11	-74.72	-54.18	2.65	9.72	V
	7403	-45.52	-13	-32.52	-78.63	-54.67	2.46	11.61	V
									V
									V
									V
									V

Remark: Spurious emissions within 30-1000MHz were found more than 20dB below limit line.



LTE Band 2 / 3MHz / QPSK									
Channel	Frequency (MHz)	EIRP (dBm)	Limit (dBm)	Over Limit (dB)	SPA Reading (dBm)	S.G. Power (dBm)	TX Cable loss (dB)	TX Antenna Gain (dBi)	Polarization (H/V)
Lowest	3700	-57.68	-13	-44.68	-78.26	-64.25	1.67	8.24	H
	5548	-49.04	-13	-36.04	-76.15	-56.11	2.65	9.72	H
	7403	-45.76	-13	-32.76	-79.2	-54.91	2.46	11.61	H
									H
									H
									H
									H
	3700	-57.98	-13	-44.98	-78.62	-64.55	1.67	8.24	V
	5548	-47.19	-13	-34.19	-74.31	-54.26	2.65	9.72	V
	7403	-45.72	-13	-32.72	-78.64	-54.87	2.46	11.61	V
									V
									V
									V
									V

Remark: Spurious emissions within 30-1000MHz were found more than 20dB below limit line.



LTE Band 2 / 5MHz / QPSK									
Channel	Frequency (MHz)	EIRP (dBm)	Limit (dBm)	Over Limit (dB)	SPA Reading (dBm)	S.G. Power (dBm)	TX Cable loss (dB)	TX Antenna Gain (dBi)	Polarization (H/V)
Lowest	3700	-57.68	-13	-44.68	-78.61	-64.25	1.67	8.24	H
	5548	-49.84	-13	-36.84	-76.58	-56.91	2.65	9.72	H
	7403	-46.73	-13	-33.73	-79.68	-55.88	2.46	11.61	H
									H
									H
									H
									H
	3700	-57.68	-13	-44.68	-78.59	-64.25	1.67	8.24	V
	5548	-47.34	-13	-34.34	-74.47	-54.41	2.65	9.72	V
	7403	-44.77	-13	-31.77	-78.38	-53.92	2.46	11.61	V
									V
									V
									V
									V

Remark: Spurious emissions within 30-1000MHz were found more than 20dB below limit line.



LTE Band 2 / 10MHz / QPSK									
Channel	Frequency (MHz)	EIRP (dBm)	Limit (dBm)	Over Limit (dB)	SPA Reading (dBm)	S.G. Power (dBm)	TX Cable loss (dB)	TX Antenna Gain (dBi)	Polarization (H/V)
Lowest	3700	-57.65	-13	-44.65	-78.1	-64.22	1.67	8.24	H
	5555	-48.11	-13	-35.11	-75.67	-55.18	2.66	9.72	H
	7403	-44.29	-13	-31.29	-78.49	-53.44	2.46	11.61	H
									H
									H
									H
									H
	3700	-56.94	-13	-43.94	-77.44	-63.51	1.67	8.24	V
	5555	-45.12	-13	-32.12	-72.73	-52.19	2.66	9.72	V
	7403	-44.01	-13	-31.01	-77.9	-53.16	2.46	11.61	V
									V
									V
									V
									V

Remark: Spurious emissions within 30-1000MHz were found more than 20dB below limit line.



LTE Band 2 / 15MHz / QPSK									
Channel	Frequency (MHz)	EIRP (dBm)	Limit (dBm)	Over Limit (dB)	SPA Reading (dBm)	S.G. Power (dBm)	TX Cable loss (dB)	TX Antenna Gain (dBi)	Polarization (H/V)
Lowest	3700	-55.56	-13	-42.56	-76.32	-62.13	1.67	8.24	H
	5555	-46.14	-13	-33.14	-73.24	-53.21	2.66	9.72	H
	7403	-45.34	-13	-32.34	-79.19	-54.49	2.46	11.61	H
									H
									H
									H
									H
	3700	-56.27	-13	-43.27	-77.26	-62.84	1.67	8.24	V
	5555	-45.39	-13	-32.39	-72.28	-52.46	2.66	9.72	V
	7403	-44.04	-13	-31.04	-78.36	-53.19	2.46	11.61	V
									V
									V
									V
									V

Remark: Spurious emissions within 30-1000MHz were found more than 20dB below limit line.



LTE Band 2 / 20MHz / QPSK									
Channel	Frequency (MHz)	EIRP (dBm)	Limit (dBm)	Over Limit (dB)	SPA Reading (dBm)	S.G. Power (dBm)	TX Cable loss (dB)	TX Antenna Gain (dBi)	Polarization (H/V)
Lowest	3700	-53.61	-13	-40.61	-74.57	-60.18	1.67	8.24	H
	5555	-48.36	-13	-35.36	-75.38	-55.43	2.66	9.72	H
	7403	-46.26	-13	-33.26	-79.98	-55.41	2.46	11.61	H
									H
									H
									H
									H
	3700	-57.67	-13	-44.67	-78.26	-64.24	1.67	8.24	V
	5555	-47.74	-13	-34.74	-74.32	-54.81	2.66	9.72	V
	7403	-45.82	-13	-32.82	-78.88	-54.97	2.46	11.61	V
									V
									V
									V
									V

Remark: Spurious emissions within 30-1000MHz were found more than 20dB below limit line.



LTE Band 5

LTE Band 5 / 1.4MHz / QPSK									
Channel	Frequency (MHz)	ERP (dBm)	Limit (dBm)	Over Limit (dB)	SPA Reading (dBm)	S.G. Power (dBm)	TX Cable loss (dB)	TX Antenna Gain (dBi)	Polarization (H/V)
Highest	1696	-59.69	-13	-46.69	-73.26	-61.29	1.00	4.75	H
	2544	-45.64	-13	-32.64	-62.04	-47.62	1.30	5.44	H
	3392	-58.04	-13	-45.04	-79.15	-61.84	1.57	7.52	H
									H
									H
									H
									H
	1696	-59.94	-13	-46.94	-72.92	-61.54	1.00	4.75	V
	2544	-46.35	-13	-33.35	-63.88	-48.33	1.30	5.44	V
	3392	-59.91	-13	-46.91	-78.47	-63.71	1.57	7.52	V
									V
									V
									V
									V

Remark: Spurious emissions within 30-1000MHz were found more than 20dB below limit line.



LTE Band 5 / 3MHz / QPSK									
Channel	Frequency (MHz)	ERP (dBm)	Limit (dBm)	Over Limit (dB)	SPA Reading (dBm)	S.G. Power (dBm)	TX Cable loss (dB)	TX Antenna Gain (dBi)	Polarization (H/V)
Highest	1696	-61.75	-13	-48.75	-74.64	-63.35	1.00	4.75	H
	2536	-45.03	-13	-32.03	-62.35	-47.01	1.30	5.43	H
	3392	-59.08	-13	-46.08	-79.42	-62.88	1.57	7.52	H
									H
									H
									H
									H
	1696	-61.65	-13	-48.65	-74.64	-63.25	1.00	4.75	V
	2536	-45.11	-13	-32.11	-62.35	-47.09	1.30	5.43	V
	3392	-59.11	-13	-46.11	-79.42	-62.91	1.57	7.52	V
									V
									V
									V
									V

Remark: Spurious emissions within 30-1000MHz were found more than 20dB below limit line.



LTE Band 5 / 5MHz / QPSK									
Channel	Frequency (MHz)	ERP (dBm)	Limit (dBm)	Over Limit (dB)	SPA Reading (dBm)	S.G. Power (dBm)	TX Cable loss (dB)	TX Antenna Gain (dBi)	Polarization (H/V)
Highest	1688	-59.59	-13	-46.59	-73.24	-61.22	1.00	4.77	H
	2536	-48.70	-13	-35.70	-65.1	-50.68	1.30	5.43	H
	3376	-58.75	-13	-45.75	-78.95	-62.49	1.57	7.45	H
									H
									H
									H
									H
	1688	-59.90	-13	-46.90	-73.03	-61.53	1.00	4.77	V
	2536	-46.68	-13	-33.68	-62.98	-48.66	1.30	5.43	V
	3376	-58.99	-13	-45.99	-79.11	-62.73	1.57	7.45	V
									V
									V
									V
									V

Remark: Spurious emissions within 30-1000MHz were found more than 20dB below limit line.



LTE Band 5 / 10MHz / QPSK									
Channel	Frequency (MHz)	ERP (dBm)	Limit (dBm)	Over Limit (dB)	SPA Reading (dBm)	S.G. Power (dBm)	TX Cable loss (dB)	TX Antenna Gain (dBi)	Polarization (H/V)
Lowest	1648	-60.78	-13	-47.78	-73.92	-62.54	0.98	4.89	H
	2472	-48.51	-13	-35.51	-65.06	-50.39	1.28	5.32	H
	3296	-59.10	-13	-46.10	-79.22	-62.51	1.54	7.10	H
									H
									H
									H
									H
	1648	-58.95	-13	-45.95	-72.48	-60.71	0.98	4.89	V
	2472	-48.78	-13	-35.78	-65.23	-50.66	1.28	5.32	V
	3296	-59.53	-13	-46.53	-79.21	-62.94	1.54	7.10	V
									V
									V
									V
									V

Remark: Spurious emissions within 30-1000MHz were found more than 20dB below limit line.



LTE Band 7

LTE Band 7 / 5MHz / QPSK									
Channel	Frequency (MHz)	EIRP (dBm)	Limit (dBm)	Over Limit (dB)	SPA Reading (dBm)	S.G. Power (dBm)	TX Cable loss (dB)	TX Antenna Gain (dBi)	Polarization (H/V)
Highest	5136	-50.14	-25	-25.14	-76.03	-57.42	2.42	9.70	H
	7692	-44.42	-25	-19.42	-78.43	-53.97	2.37	11.92	H
	10260	-29.38	-25	-4.38	-70.33	-38.99	2.69	12.30	H
									H
									H
									H
									H
	5136	-49.66	-25	-24.66	-75.55	-56.94	2.42	9.70	V
	7692	-44.45	-25	-19.45	-78.46	-54	2.37	11.92	V
	10260	-31.36	-25	-6.36	-72.31	-40.97	2.69	12.30	V
									V
									V
									V
									V

Remark: Spurious emissions within 30-1000MHz were found more than 20dB below limit line.



LTE Band 7 / 10MHz / QPSK									
Channel	Frequency (MHz)	EIRP (dBm)	Limit (dBm)	Over Limit (dB)	SPA Reading (dBm)	S.G. Power (dBm)	TX Cable loss (dB)	TX Antenna Gain (dBi)	Polarization (H/V)
Highest	5124	-49.90	-25	-24.90	-75.79	-57.19	2.41	9.70	H
	7680	-43.31	-25	-18.31	-77.29	-52.85	2.37	11.91	H
	10248	-29.08	-25	-4.08	-69.97	-38.68	2.69	12.30	H
									H
									H
									H
									H
	5124	-49.25	-25	-24.25	-75.14	-56.54	2.41	9.70	V
	7680	-44.33	-25	-19.33	-78.31	-53.87	2.37	11.91	V
	10248	-31.72	-25	-6.72	-72.61	-41.32	2.69	12.30	V
									V
									V
									V
									V

Remark: Spurious emissions within 30-1000MHz were found more than 20dB below limit line.



LTE Band 7 / 15MHz / QPSK									
Channel	Frequency (MHz)	EIRP (dBm)	Limit (dBm)	Over Limit (dB)	SPA Reading (dBm)	S.G. Power (dBm)	TX Cable loss (dB)	TX Antenna Gain (dBi)	Polarization (H/V)
Highest	5112	-51.91	-25	-26.91	-77.76	-59.21	2.40	9.70	H
	7668	-36.96	-25	-11.96	-70.91	-46.49	2.38	11.90	H
	10224	-30.81	-25	-5.81	-71.65	-40.4	2.69	12.29	H
									H
									H
									H
									H
	5112	-50.63	-25	-25.63	-76.48	-57.93	2.40	9.70	V
	7668	-40.28	-25	-15.28	-74.23	-49.81	2.38	11.90	V
	10224	-30.91	-25	-5.91	-71.75	-40.5	2.69	12.29	V
									V
									V
									V
									V

Remark: Spurious emissions within 30-1000MHz were found more than 20dB below limit line.



LTE Band 7 / 20MHz / QPSK									
Channel	Frequency (MHz)	EIRP (dBm)	Limit (dBm)	Over Limit (dB)	SPA Reading (dBm)	S.G. Power (dBm)	TX Cable loss (dB)	TX Antenna Gain (dBi)	Polarization (H/V)
Highest	5100	-51.57	-25	-26.57	-77.38	-58.88	2.39	9.70	H
	7656	-36.53	-25	-11.53	-70.49	-46.04	2.38	11.89	H
	10200	-32.26	-25	-7.26	-72.98	-41.84	2.70	12.28	H
									H
									H
									H
									H
	5100	-51.22	-25	-26.22	-77.03	-58.53	2.39	9.70	V
	7656	-39.07	-25	-14.07	-73.03	-48.58	2.38	11.89	V
	10200	-32.58	-25	-7.58	-73.3	-42.16	2.70	12.28	V
									V
									V
									V
									V

Remark: Spurious emissions within 30-1000MHz were found more than 20dB below limit line.



LTE Band 41

LTE Band 41 / 5MHz / QPSK									
Channel	Frequency (MHz)	EIRP (dBm)	Limit (dBm)	Over Limit (dB)	SPA Reading (dBm)	S.G. Power (dBm)	TX Cable loss (dB)	TX Antenna Gain (dBi)	Polarization (H/V)
Lowest	5112	-53.38	-25	-28.38	-79.23	-60.68	2.40	9.70	H
	7668	-45.04	-25	-20.04	-78.99	-54.57	2.38	11.90	H
	10224	-38.26	-25	-13.26	-79.1	-47.85	2.69	12.29	H
									H
									H
									H
									H
	5112	-52.82	-25	-27.82	-78.67	-60.12	2.40	9.70	V
	7668	-42.65	-25	-17.65	-76.6	-52.18	2.38	11.90	V
	10224	-32.96	-25	-7.96	-73.8	-42.55	2.69	12.29	V
									V
									V
									V
									V

Remark: Spurious emissions within 30-1000MHz were found more than 20dB below limit line.



LTE Band 41 / 10MHz / QPSK									
Channel	Frequency (MHz)	EIRP (dBm)	Limit (dBm)	Over Limit (dB)	SPA Reading (dBm)	S.G. Power (dBm)	TX Cable loss (dB)	TX Antenna Gain (dBi)	Polarization (H/V)
Lowest	5112	-53.70	-25	-28.70	-79.55	-61	2.40	9.70	H
	7668	-45.46	-25	-20.46	-79.41	-54.99	2.38	11.90	H
	10224	-39.55	-25	-14.55	-80.39	-49.14	2.69	12.29	H
									H
									H
									H
									H
	5112	-53.76	-25	-28.76	-79.61	-61.06	2.40	9.70	V
	7668	-44.60	-25	-19.60	-78.55	-54.13	2.38	11.90	V
	10224	-35.15	-25	-10.15	-75.99	-44.74	2.69	12.29	V
									V
									V
									V
									V

Remark: Spurious emissions within 30-1000MHz were found more than 20dB below limit line.



LTE Band 41 / 15MHz / QPSK									
Channel	Frequency (MHz)	EIRP (dBm)	Limit (dBm)	Over Limit (dB)	SPA Reading (dBm)	S.G. Power (dBm)	TX Cable loss (dB)	TX Antenna Gain (dBi)	Polarization (H/V)
Lowest	5112	-53.83	-25	-28.83	-79.68	-61.13	2.40	9.70	H
	7668	-45.16	-25	-20.16	-79.11	-54.69	2.38	11.90	H
	10224	-37.51	-25	-12.51	-78.35	-47.1	2.69	12.29	H
									H
									H
									H
									H
	5112	-53.70	-25	-28.70	-79.55	-61	2.40	9.70	V
	7668	-44.60	-25	-19.60	-78.55	-54.13	2.38	11.90	V
	10224	-33.43	-25	-8.43	-74.27	-43.02	2.69	12.29	V
									V
									V
									V
									V

Remark: Spurious emissions within 30-1000MHz were found more than 20dB below limit line.



LTE Band 41 / 20MHz / QPSK									
Channel	Frequency (MHz)	EIRP (dBm)	Limit (dBm)	Over Limit (dB)	SPA Reading (dBm)	S.G. Power (dBm)	TX Cable loss (dB)	TX Antenna Gain (dBi)	Polarization (H/V)
Lowest	5112	-53.04	-25	-28.04	-78.89	-60.34	2.40	9.70	H
	7668	-46.14	-25	-21.14	-80.09	-55.67	2.38	11.90	H
	10224	-39.13	-25	-14.13	-79.97	-48.72	2.69	12.29	H
									H
									H
									H
									H
	5112	-51.85	-25	-26.85	-77.7	-59.15	2.40	9.70	V
	7665	-44.30	-25	-19.30	-78.25	-53.82	2.38	11.90	V
	10224	-34.92	-25	-9.92	-75.76	-44.51	2.69	12.29	V
									V
									V
									V
									V

Remark: Spurious emissions within 30-1000MHz were found more than 20dB below limit line.