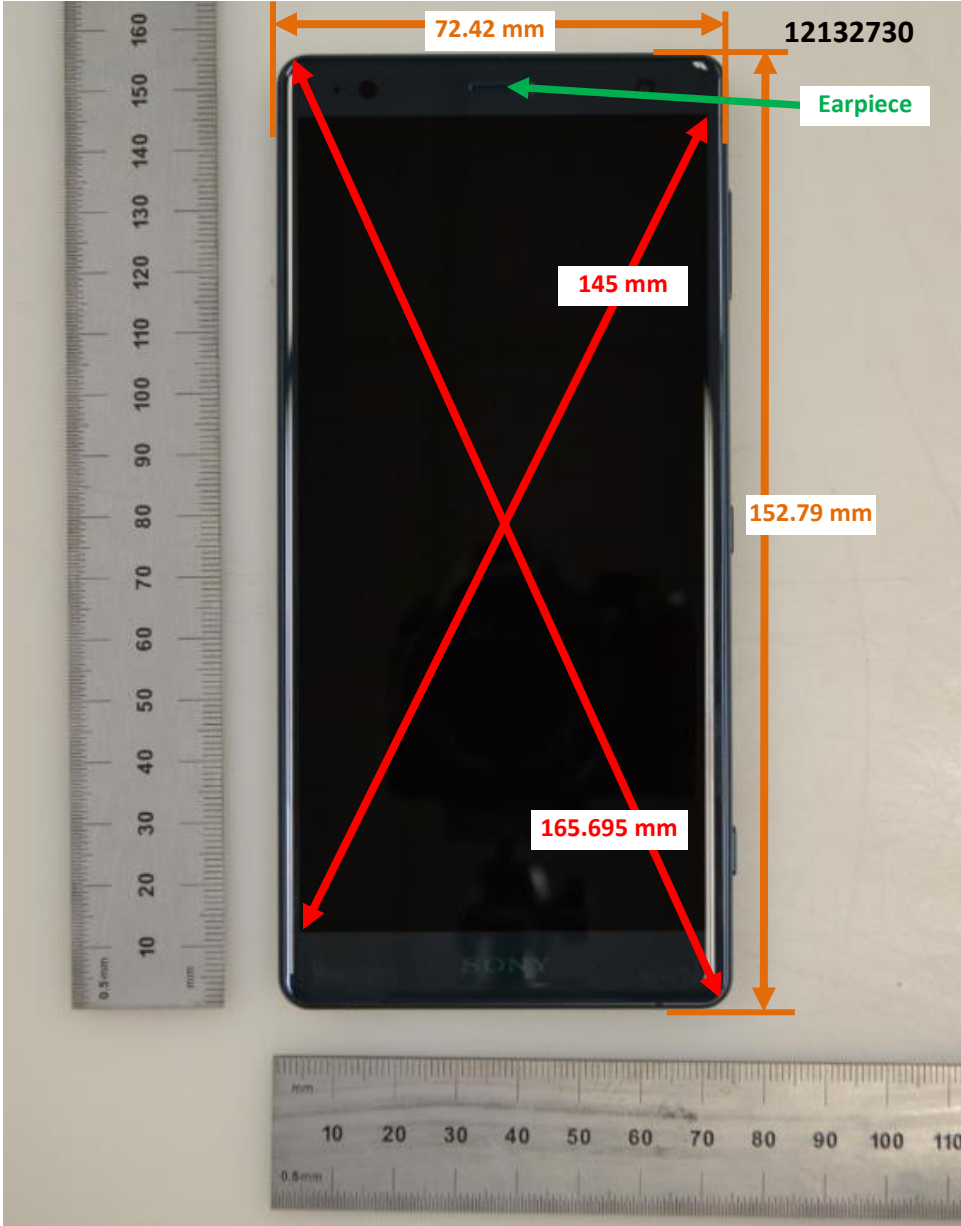


DUT and SAR Set-up Photos

Overall Dimensions



Front View of the DUT



Rear View of the DUT



Setup Photos

Handset Vertical and Horizontal Reference Lines


Vertical
Center Line




Horizontal
Line

Head Exposure Conditions


Left Touch



Left Tilt (15°)



Right Touch




Right Tilt (15°)



Body-worn Accessory


Rear at 15mm

12132730



Front at 15mm


12132730



Hotspot Exposure Conditions

Rear at 10mm

12132730




Front at 10mm

12132730




Edge 1 at 10mm

12132730




Edge 2 at 10mm

12132730



Edge 3 at 10mm

12132730



Edge 4 at 10mm


12132730



Product Specific SAR Exposure Conditions


Rear at 0mm

12132730




Front at 0mm

12132730



Edge 1 at 0mm

12132730




Edge 2 at 0mm

12132730



Edge 4 at 0mm

12132730



Antenna Dimensions & Separation Distances

