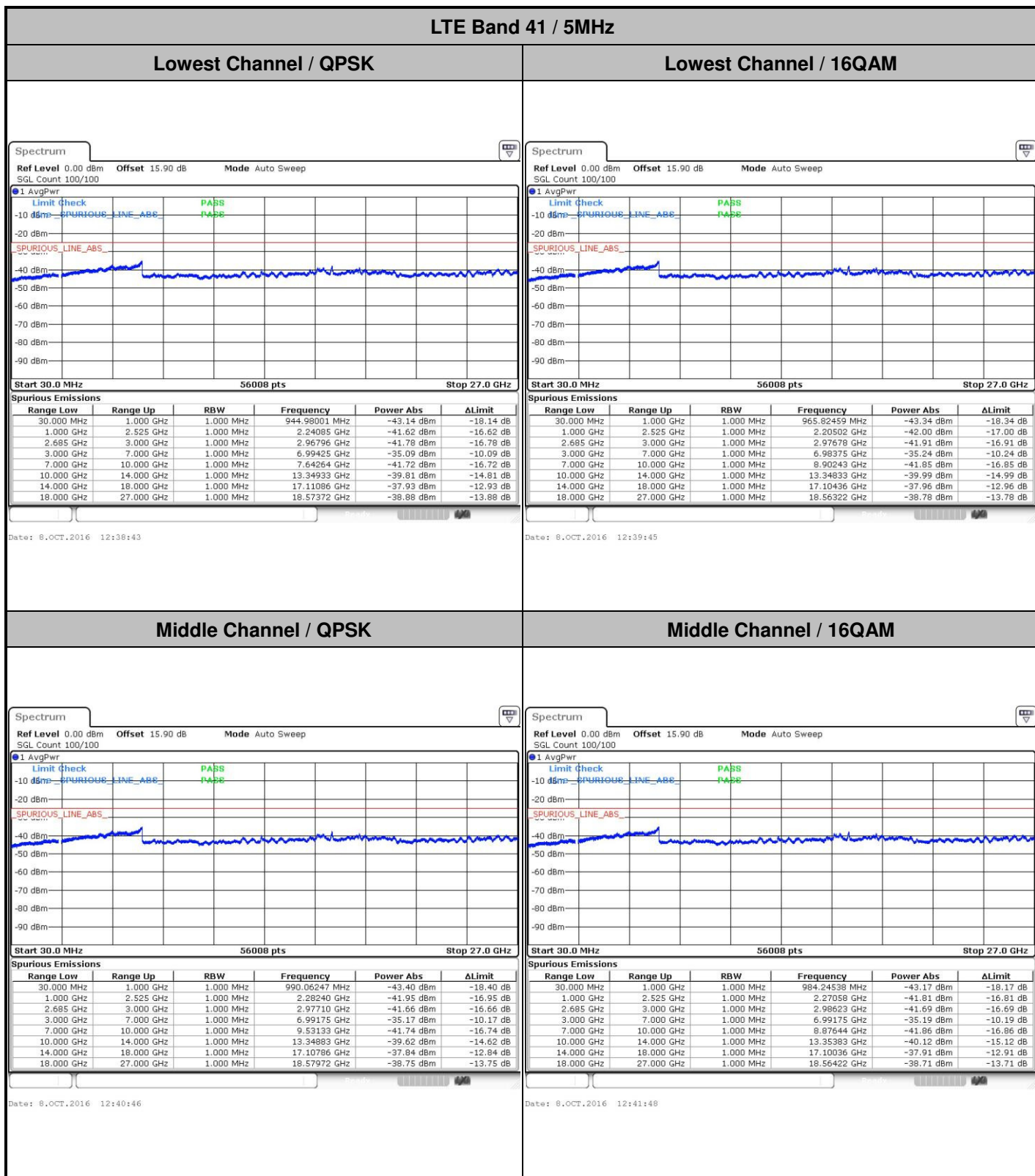




Conducted Spurious Emission

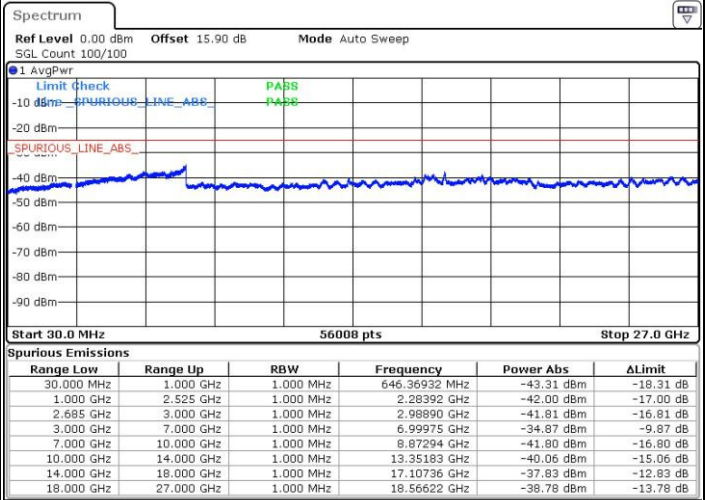
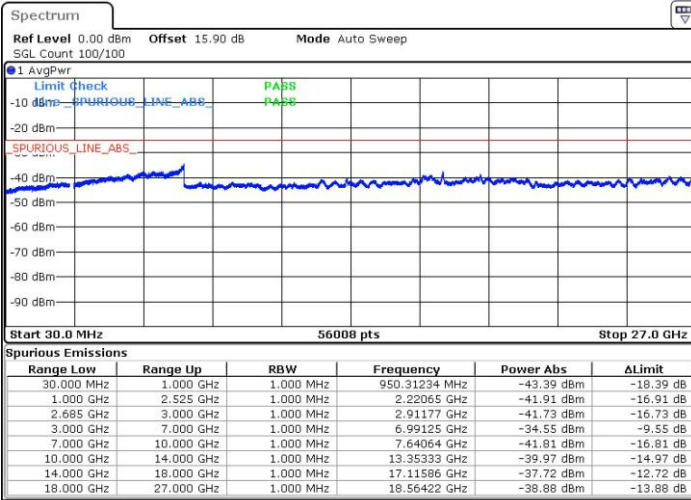




LTE Band 41 / 5MHz

Highest Channel / QPSK

Highest Channel / 16QAM



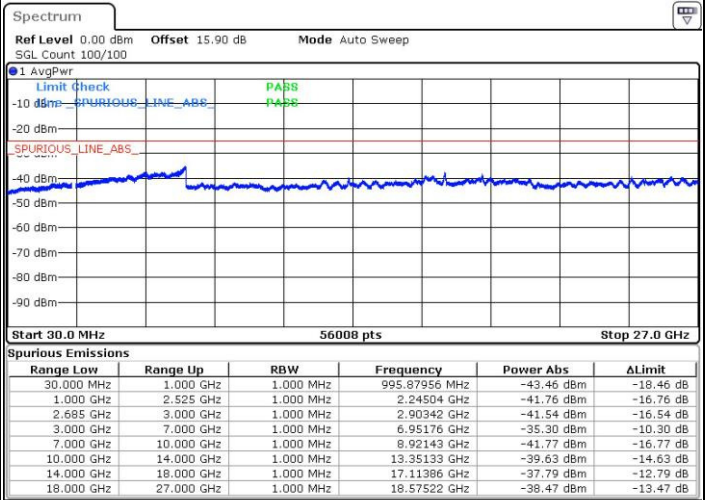
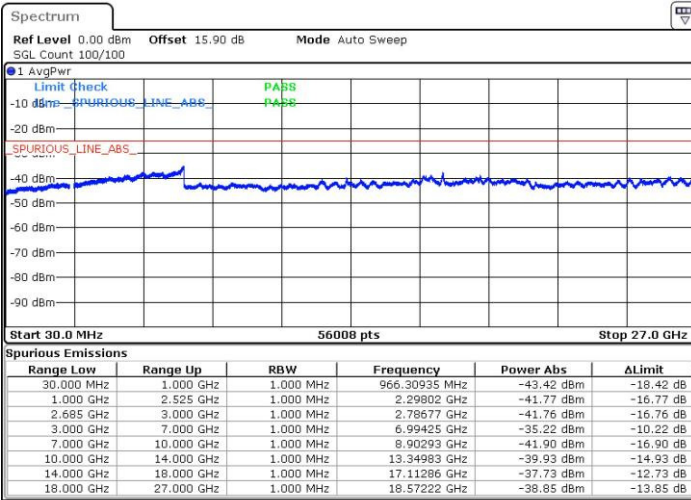
Date: 8.OCT.2016 12:47:29

Date: 8.OCT.2016 12:48:31

LTE Band 41 / 10MHz

Lowest Channel / QPSK

Lowest Channel / 16QAM



Date: 8.OCT.2016 12:54:22

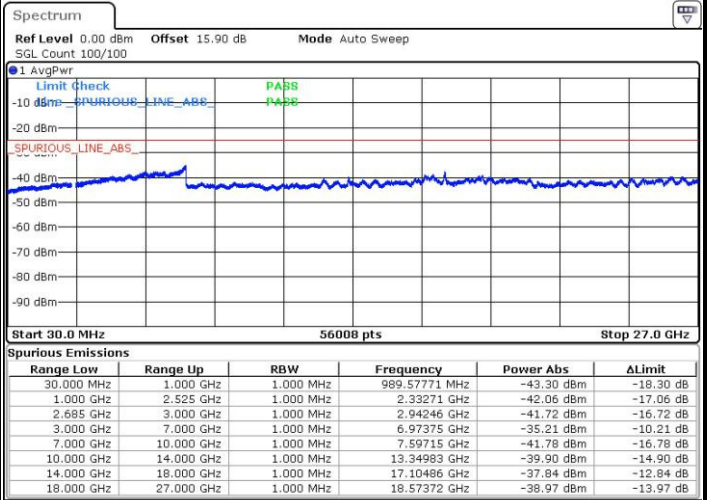
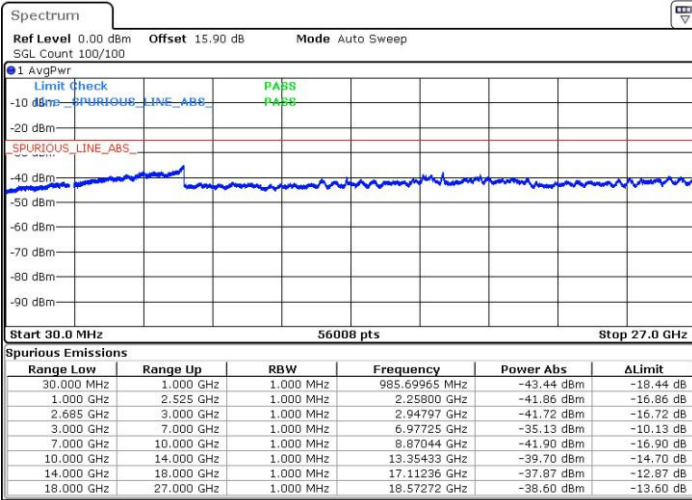
Date: 8.OCT.2016 12:55:23



LTE Band 41 / 10MHz

Middle Channel / QPSK

Middle Channel / 16QAM

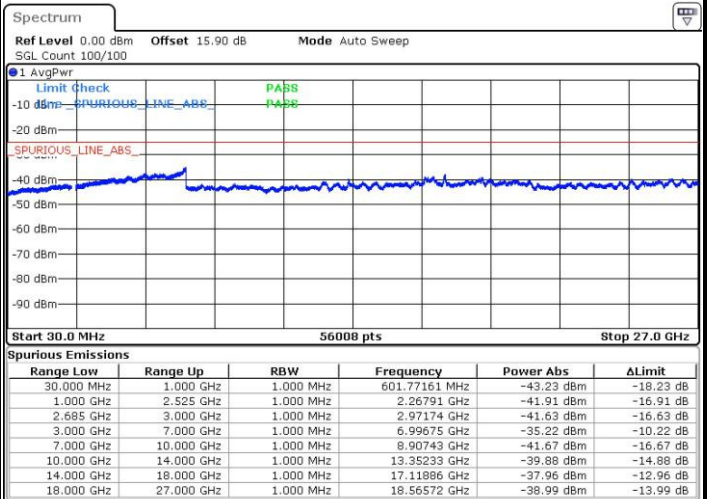
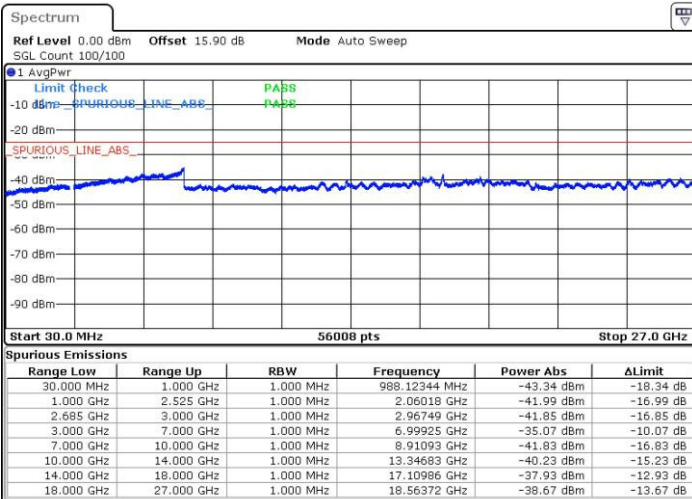


Date: 8.OCT.2016 12:56:25

Date: 8.OCT.2016 12:57:26

Highest Channel / QPSK

Highest Channel / 16QAM



Date: 8.OCT.2016 13:03:08

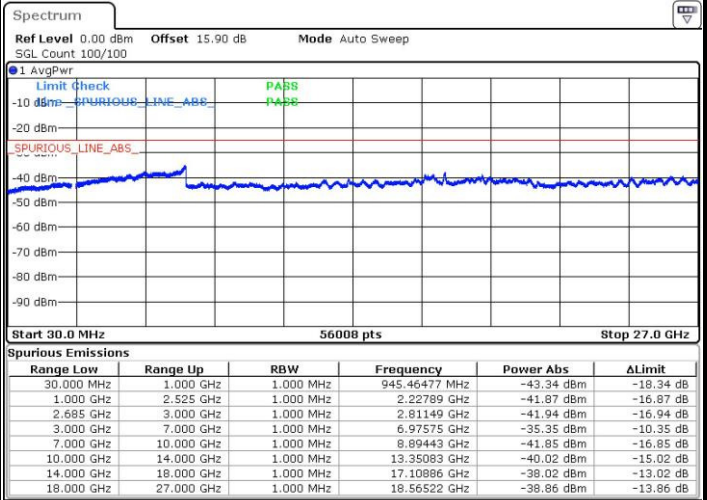
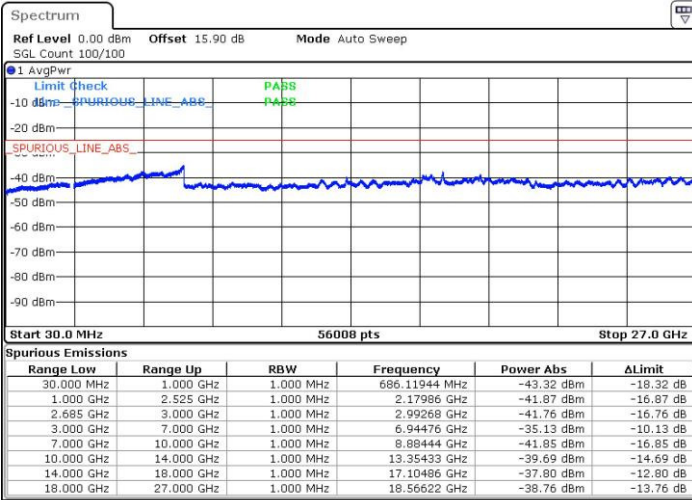
Date: 8.OCT.2016 13:04:09



LTE Band 41 / 15MHz

Lowest Channel / QPSK

Lowest Channel / 16QAM

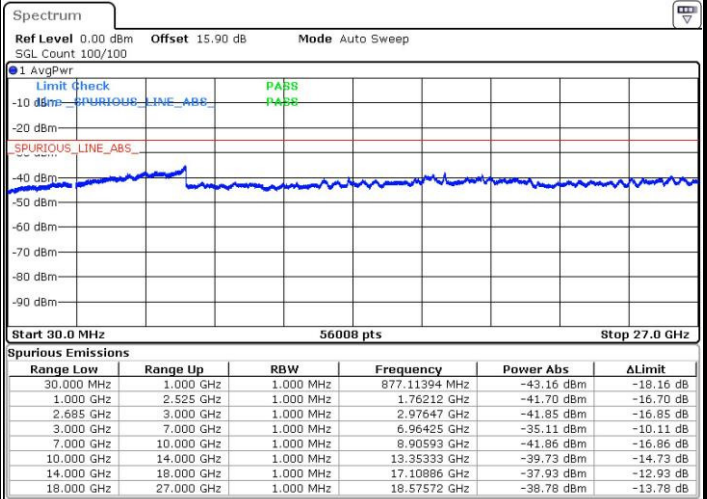
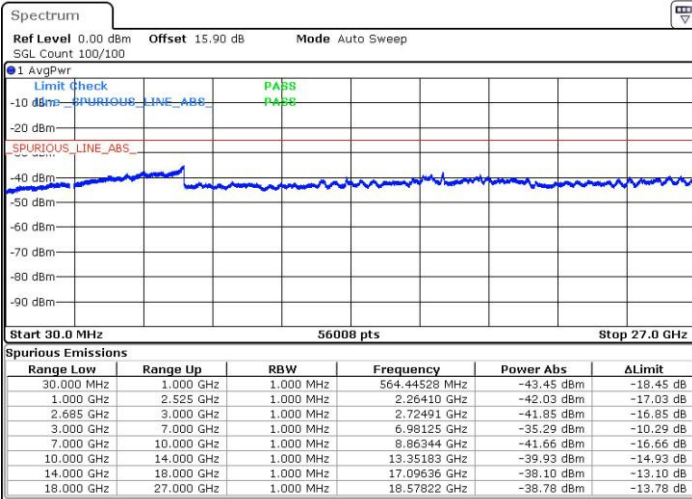


Date: 8.OCT.2016 13:09:59

Date: 8.OCT.2016 13:11:01

Middle Channel / QPSK

Middle Channel / 16QAM



Date: 8.OCT.2016 13:12:02

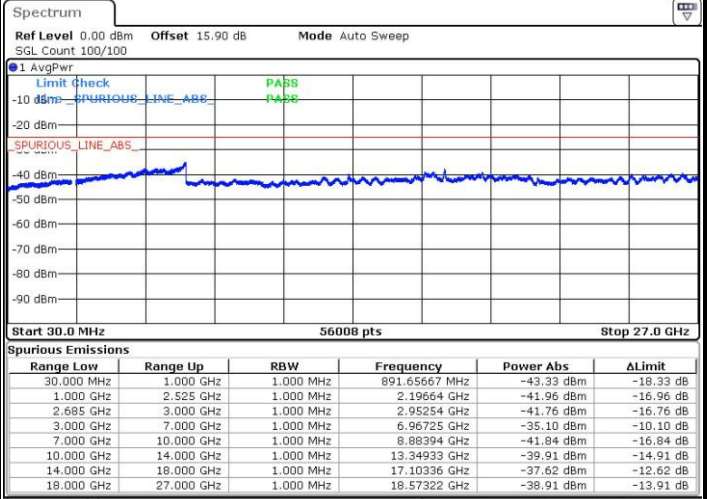
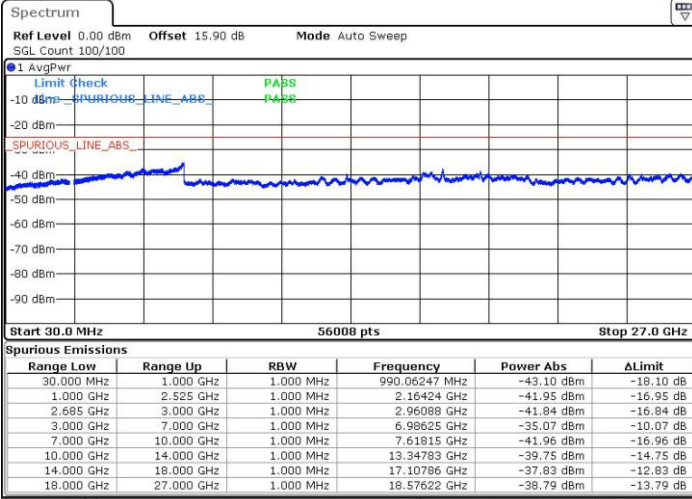
Date: 8.OCT.2016 13:13:03



LTE Band 41 / 15MHz

Highest Channel / QPSK

Highest Channel / 16QAM



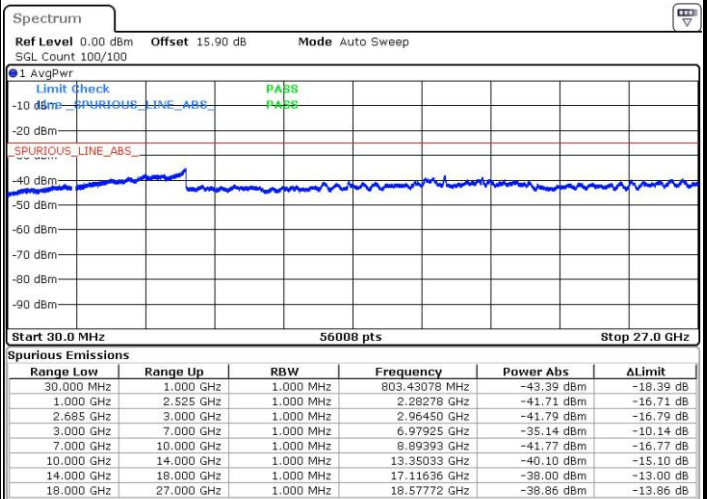
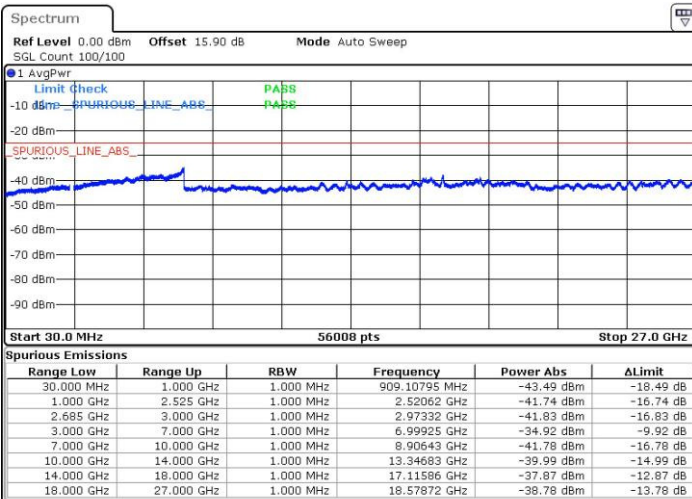
Date: 8.OCT.2016 13:16:45

Date: 8.OCT.2016 13:19:46

LTE Band 41 / 20MHz

Lowest Channel / QPSK

Lowest Channel / 16QAM



Date: 8.OCT.2016 13:25:36

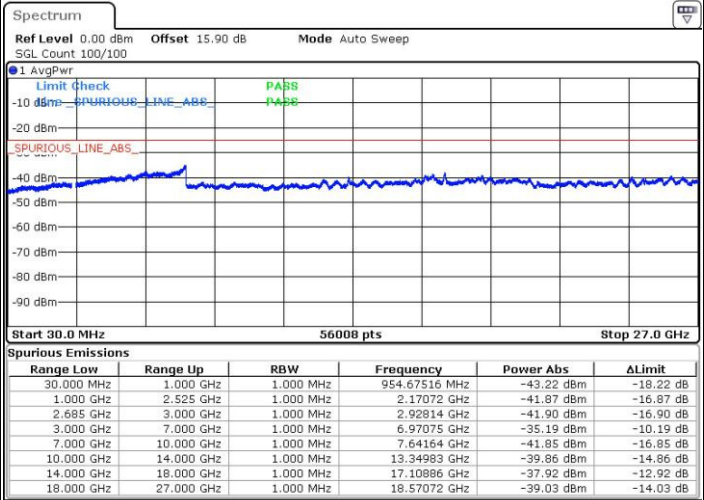
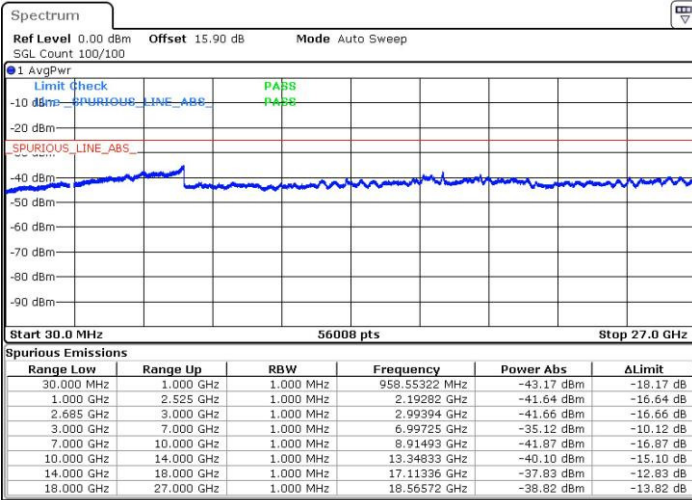
Date: 8.OCT.2016 13:26:37



LTE Band 41 / 20MHz

Middle Channel / QPSK

Middle Channel / 16QAM

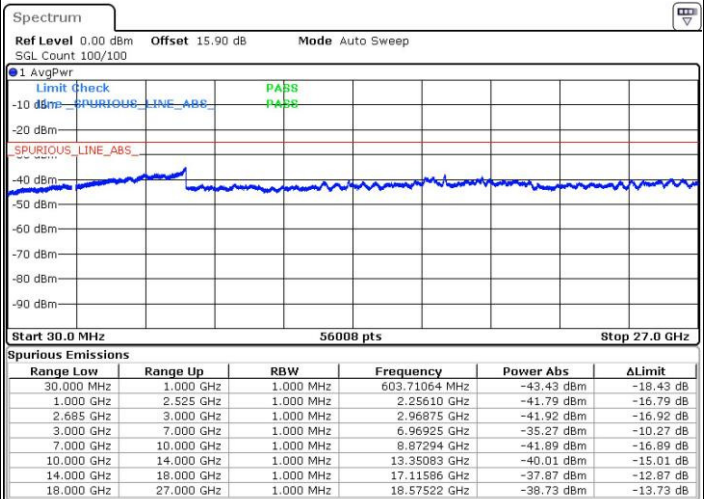
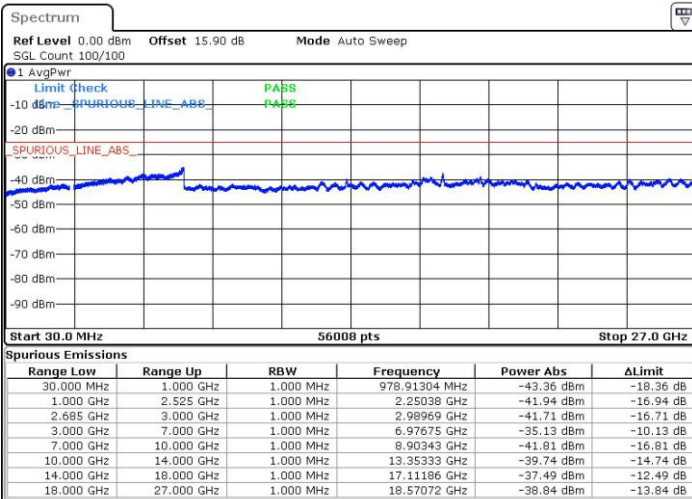


Date: 8.OCT.2016 13:27:39

Date: 8.OCT.2016 13:28:40

Highest Channel / QPSK

Highest Channel / 16QAM



Date: 8.OCT.2016 13:34:21

Date: 8.OCT.2016 13:35:23



Frequency Stability

Test Conditions		LTE Band 41 (QPSK) / Middle Channel	Limit
Temperature (°C)	Voltage (Volt)	BW 10MHz	Note 2.
		Deviation (ppm)	Result
50	Normal Voltage	0.0038	PASS
40	Normal Voltage	0.0029	
30	Normal Voltage	0.0081	
20(Ref.)	Normal Voltage	0.0000	
10	Normal Voltage	0.0017	
0	Normal Voltage	0.0003	
-10	Normal Voltage	0.0076	
-20	Normal Voltage	0.0007	
-30	Normal Voltage	0.0005	
20	Maximum Voltage	0.0006	
20	Normal Voltage	0.0000	
20	Battery End Point	0.0008	

Note:

1. Normal Voltage =3.8 V. ; Battery End Point (BEP) =3.4 V. ; Maximum Voltage =4.35 V.
2. Note: The frequency fundamental emissions stay within the authorized frequency block.



Appendix B. Test Results of ERP/EIRP and Radiated Test

ERP/EIRP

LTE Band 5 / 1.4MHz (Average) (GT - LC = -3 dB)							
Channel	Mode	RB		Conducted		ERP	
		Size	Offset	Power (dBm)	Power (Watts)	ERP(dBm)	ERP(W)
Lowest	QPSK	1	0	24.08	0.2559	18.93	0.0782
Middle		1	0	24.48	0.2805	19.33	0.0857
Highest		1	0	24.27	0.2673	19.12	0.0817
Lowest	16QAM	1	0	23.15	0.2065	18.00	0.0631
Middle		1	0	23.29	0.2133	18.14	0.0652
Highest		1	0	23.09	0.2037	17.94	0.0622
Limit	ERP < 7W			Result		PASS	

LTE Band 5 / 3MHz (Average) (GT - LC = -3 dB)							
Channel	Mode	RB		Conducted		ERP	
		Size	Offset	Power (dBm)	Power (Watts)	ERP(dBm)	ERP(W)
Lowest	QPSK	1	0	24.12	0.2582	18.97	0.0789
Middle		1	0	24.45	0.2786	19.30	0.0851
Highest		1	0	24.24	0.2655	19.09	0.0811
Lowest	16QAM	1	0	23.22	0.2099	18.07	0.0641
Middle		1	0	23.35	0.2163	18.20	0.0661
Highest		1	0	23.18	0.2080	18.03	0.0635
Limit	ERP < 7W			Result		PASS	

LTE Band 5 / 5MHz (Average) (GT - LC = -3 dB)							
Channel	Mode	RB		Conducted		ERP	
		Size	Offset	Power (dBm)	Power (Watts)	ERP(dBm)	ERP(W)
Lowest	QPSK	1	0	23.92	0.2466	18.77	0.0753
Middle		1	0	24.33	0.2710	19.18	0.0828
Highest		1	0	23.91	0.2460	18.76	0.0752
Lowest	16QAM	1	0	23.20	0.2089	18.05	0.0638
Middle		1	0	23.37	0.2173	18.22	0.0664
Highest		1	0	23.14	0.2061	17.99	0.0630
Limit	ERP < 7W			Result		PASS	

LTE Band 5 / 10MHz (Average) (GT - LC = -3 dB)							
Channel	Mode	RB		Conducted		ERP	
		Size	Offset	Power (dBm)	Power (Watts)	ERP(dBm)	ERP(W)
Lowest	QPSK	1	0	24.29	0.2685	19.14	0.0820
Middle		1	0	24.50	0.2818	19.35	0.0861
Highest		1	0	24.14	0.2594	18.99	0.0793
Lowest	16QAM	1	0	23.11	0.2046	17.96	0.0625
Middle		1	0	23.29	0.2133	18.14	0.0652
Highest		1	0	23.14	0.2061	17.99	0.0630
Limit	ERP < 7W			Result		PASS	



LTE Band 7 / 5MHz (Average) (GT - LC = -1.1 dB)							
Channel	Mode	RB		Conducted		EIRP	
		Size	Offset	Power (dBm)	Power (Watts)	EIRP(dBm)	EIRP(W)
Lowest	QPSK	1	0	23.78	0.2388	22.68	0.1854
Middle		1	0	23.53	0.2254	22.43	0.1750
Highest		1	0	23.54	0.2259	22.44	0.1754
Lowest	16QAM	1	0	22.40	0.1738	21.30	0.1349
Middle		1	0	22.15	0.1641	21.05	0.1274
Highest		1	0	21.99	0.1581	20.89	0.1227
Limit	EIRP < 2W			Result		PASS	

LTE Band 7 / 10MHz (Average) (GT - LC = -1.1 dB)							
Channel	Mode	RB		Conducted		EIRP	
		Size	Offset	Power (dBm)	Power (Watts)	EIRP(dBm)	EIRP(W)
Lowest	QPSK	1	0	23.80	0.2399	22.70	0.1862
Middle		1	0	23.57	0.2275	22.47	0.1766
Highest		1	0	23.49	0.2234	22.39	0.1734
Lowest	16QAM	1	0	22.12	0.1629	21.02	0.1265
Middle		1	0	21.81	0.1517	20.71	0.1178
Highest		1	0	21.95	0.1567	20.85	0.1216
Limit	EIRP < 2W			Result		PASS	

LTE Band 7 / 15MHz (Average) (GT - LC = -1.1 dB)							
Channel	Mode	RB		Conducted		EIRP	
		Size	Offset	Power (dBm)	Power (Watts)	EIRP(dBm)	EIRP(W)
Lowest	QPSK	1	0	23.81	0.2404	22.71	0.1866
Middle		1	0	23.65	0.2317	22.55	0.1799
Highest		1	0	23.42	0.2198	22.32	0.1706
Lowest	16QAM	1	0	22.10	0.1622	21.00	0.1259
Middle		1	0	21.89	0.1545	20.79	0.1199
Highest		1	0	22.08	0.1614	20.98	0.1253
Limit	EIRP < 2W			Result		PASS	

LTE Band 7 / 20MHz (Average) (GT - LC = -1.1 dB)							
Channel	Mode	RB		Conducted		EIRP	
		Size	Offset	Power (dBm)	Power (Watts)	EIRP(dBm)	EIRP(W)
Lowest	QPSK	1	0	23.95	0.2483	22.85	0.1928
Middle		1	0	23.88	0.2443	22.78	0.1897
Highest		1	0	23.75	0.2371	22.65	0.1841
Lowest	16QAM	1	0	22.32	0.1706	21.22	0.1324
Middle		1	0	22.24	0.1675	21.14	0.1300
Highest		1	0	22.18	0.1652	21.08	0.1282
Limit	EIRP < 2W			Result		PASS	



LTE Band 41 / 5MHz (Average) (GT - LC = -1 dB)							
Channel	Mode	RB		Conducted		EIRP	
		Size	Offset	Power (dBm)	Power (Watts)	EIRP(dBm)	EIRP(W)
Lowest	QPSK	1	12	23.56	0.2270	22.56	0.1803
Middle		1	12	23.56	0.2270	22.56	0.1803
Highest		1	12	23.59	0.2286	22.59	0.1816
Lowest	16QAM	1	12	22.27	0.1687	21.27	0.1340
Middle		1	12	22.26	0.1683	21.26	0.1337
Highest		1	12	22.29	0.1694	21.29	0.1346
Limit	EIRP < 2W			Result		PASS	

LTE Band 41 / 10MHz (Average) (GT - LC = -1 dB)							
Channel	Mode	RB		Conducted		EIRP	
		Size	Offset	Power (dBm)	Power (Watts)	EIRP(dBm)	EIRP(W)
Lowest	QPSK	1	49	23.63	0.2307	22.63	0.1832
Middle		1	49	23.64	0.2312	22.64	0.1837
Highest		1	49	23.59	0.2286	22.59	0.1816
Lowest	16QAM	1	49	22.32	0.1706	21.32	0.1355
Middle		1	49	22.34	0.1714	21.34	0.1361
Highest		1	49	22.29	0.1694	21.29	0.1346
Limit	EIRP < 2W			Result		PASS	

LTE Band 41 / 15MHz (Average) (GT - LC = -1 dB)							
Channel	Mode	RB		Conducted		EIRP	
		Size	Offset	Power (dBm)	Power (Watts)	EIRP(dBm)	EIRP(W)
Lowest	QPSK	1	74	23.68	0.2333	22.68	0.1854
Middle		1	74	23.71	0.2350	22.71	0.1866
Highest		1	74	23.74	0.2366	22.74	0.1879
Lowest	16QAM	1	0	22.19	0.1656	21.19	0.1315
Middle		1	0	22.21	0.1663	21.21	0.1321
Highest		1	0	22.28	0.1690	21.28	0.1343
Limit	EIRP < 2W			Result		PASS	

LTE Band 41 / 20MHz (Average) (GT - LC = -1 dB)							
Channel	Mode	RB		Conducted		EIRP	
		Size	Offset	Power (dBm)	Power (Watts)	EIRP(dBm)	EIRP(W)
Lowest	QPSK	1	0	23.73	0.2360	22.73	0.1875
Middle		1	0	23.70	0.2344	22.70	0.1862
Highest		1	0	23.87	0.2438	22.87	0.1936
Lowest	16QAM	1	99	22.68	0.1854	21.68	0.1472
Middle		1	99	22.66	0.1845	21.66	0.1466
Highest		1	99	22.80	0.1905	21.80	0.1514
Limit	EIRP < 2W			Result		PASS	



Radiated Spurious Emission

LTE Band 5

LTE Band 5 / 1.4MHz / QPSK									
Channel	Frequency (MHz)	EIRP (dBm)	Limit (dBm)	Over Limit (dB)	SPA Reading (dBm)	S.G. Power (dBm)	TX Cable loss (dB)	TX Antenna Gain (dBi)	Polarization (H/V)
Lowest	1648	-68.21	-13	-55.21	-72.93	-69.97	0.98	4.89	H
	2472	-66.84	-13	-53.84	-76.22	-68.72	1.28	5.32	H
	3296	-65.24	-13	-52.24	-77.75	-68.65	1.54	7.10	H
									H
									H
									H
	1648	-70.91	-13	-57.91	-74.17	-72.67	0.98	4.89	V
	2472	-66.97	-13	-53.97	-77.33	-68.85	1.28	5.32	V
	3296	-65.89	-13	-52.89	-77.41	-69.3	1.54	7.10	V
									V
Middle	1672	-70.73	-13	-57.73	-75.32	-72.41	0.99	4.82	H
	2512	-65.26	-13	-52.26	-74.82	-67.23	1.29	5.41	H
	3344	-65.49	-13	-52.49	-77.66	-69.1	1.56	7.31	H
									H
									H
									H
	1672	-72.90	-13	-59.90	-75.92	-74.58	0.99	4.82	V
	2512	-66.12	-13	-53.12	-76.35	-68.09	1.29	5.41	V
	3344	-66.48	-13	-53.48	-77.87	-70.09	1.56	7.31	V
									V
Highest	1696	-71.36	-13	-58.36	-76.07	-72.96	1.00	4.75	H
	2544	-66.12	-13	-53.12	-75.71	-68.1	1.30	5.44	H
	3392	-65.73	-13	-52.73	-78	-69.53	1.57	7.52	H
									H
									H
									H
	1696	-72.19	-13	-59.19	-75.96	-73.79	1.00	4.75	V
	2544	-66.91	-13	-53.91	-77.14	-68.89	1.30	5.44	V
	3392	-66.02	-13	-53.02	-77.82	-69.82	1.57	7.52	V
									V

Remark: Spurious emissions within 30-1000MHz were found more than 20dB below limit line.



LTE Band 5 / 3MHz / QPSK									
Channel	Frequency (MHz)	ERP (dBm)	Limit (dBm)	Over Limit (dB)	SPA Reading (dBm)	S.G. Power (dBm)	TX Cable loss (dB)	TX Antenna Gain (dBi)	Polarization (H/V)
Lowest	1648	-68.21	-13	-55.21	-72.93	-69.97	0.98	4.89	H
	2472	-66.41	-13	-53.41	-75.79	-68.29	1.28	5.32	H
	3296	-65.08	-13	-52.08	-77.59	-68.49	1.54	7.10	H
									H
									H
									H
									H
	1648	-69.27	-13	-56.27	-72.53	-71.03	0.98	4.89	V
	2472	-66.67	-13	-53.67	-77.03	-68.55	1.28	5.32	V
	3296	-65.99	-13	-52.99	-77.51	-69.4	1.54	7.10	V
									V
	Middle	1672	-69.64	-13	-56.64	-74.23	-71.32	0.99	4.82
2504		-65.97	-13	-52.97	-75.51	-67.93	1.29	5.40	H
3344		-64.56	-13	-51.56	-77.73	-68.17	1.56	7.31	H
									H
									H
									H
									H
1672		-71.21	-13	-58.21	-74.23	-72.89	0.99	4.82	V
2504		-67.01	-13	-54.01	-77.24	-68.97	1.29	5.40	V
3344		-66.22	-13	-53.22	-77.61	-69.83	1.56	7.31	V
									V
Highest		1696	-70.13	-13	-57.13	-74.84	-71.73	1.00	4.75
	2536	-66.40	-13	-53.40	-75.98	-68.38	1.30	5.43	H
	3392	-65.81	-13	-52.81	-78.08	-69.61	1.57	7.52	H
									H
									H
									H
									H
	1696	-71.67	-13	-58.67	-75.44	-73.27	1.00	4.75	V
	2536	-66.10	-13	-53.10	-76.33	-68.08	1.30	5.43	V
	3392	-66.24	-13	-53.24	-78.04	-70.04	1.57	7.52	V
									V
									V
								V	
								V	

Remark: Spurious emissions within 30-1000MHz were found more than 20dB below limit line.



LTE Band 5 / 5MHz / QPSK									
Channel	Frequency (MHz)	ERP (dBm)	Limit (dBm)	Over Limit (dB)	SPA Reading (dBm)	S.G. Power (dBm)	TX Cable loss (dB)	TX Antenna Gain (dBi)	Polarization (H/V)
Lowest	1648	-67.97	-13	-54.97	-72.69	-69.73	0.98	4.89	H
	2472	-66.69	-13	-53.69	-76.07	-68.57	1.28	5.32	H
	3296	-65.07	-13	-52.07	-77.58	-68.48	1.54	7.10	H
									H
									H
									H
									H
	1648	-69.12	-13	-56.12	-72.38	-70.88	0.98	4.89	V
	2472	-66.57	-13	-53.57	-76.93	-68.45	1.28	5.32	V
	3296	-66.04	-13	-53.04	-77.56	-69.45	1.54	7.10	V
									V
	Middle	1672	-69.79	-13	-56.79	-74.38	-71.47	0.99	4.82
2504		-66.28	-13	-53.28	-75.82	-68.24	1.29	5.40	H
3344		-65.73	-13	-52.73	-77.9	-69.34	1.56	7.31	H
									H
									H
									H
									H
1672		-71.55	-13	-58.55	-74.58	-73.23	0.99	4.82	V
2504		-66.35	-13	-53.35	-76.58	-68.31	1.29	5.40	V
3344		-66.41	-13	-53.41	-77.8	-70.02	1.56	7.31	V
									V
Highest		1688	-68.43	-13	-55.43	-73.02	-70.06	1.00	4.77
	2536	-67.75	-13	-54.75	-76.33	-69.73	1.30	5.43	H
	3376	-65.51	-13	-52.51	-77.75	-69.25	1.57	7.45	H
									H
									H
									H
									H
	1688	-71.12	-13	-58.12	-74.14	-72.75	1.00	4.77	V
	2536	-66.72	-13	-53.72	-77.15	-68.7	1.30	5.43	V
	3376	-66.27	-13	-53.27	-77.93	-70.01	1.57	7.45	V
									V
									V
								V	
								V	

Remark: Spurious emissions within 30-1000MHz were found more than 20dB below limit line.



LTE Band 5 / 10MHz / QPSK									
Channel	Frequency (MHz)	ERP (dBm)	Limit (dBm)	Over Limit (dB)	SPA Reading (dBm)	S.G. Power (dBm)	TX Cable loss (dB)	TX Antenna Gain (dBi)	Polarization (H/V)
Lowest	1648	-67.19	-13	-54.19	-71.91	-68.95	0.98	4.89	H
	2472	-66.52	-13	-53.52	-75.9	-68.4	1.28	5.32	H
	3296	-64.91	-13	-51.91	-77.42	-68.32	1.54	7.10	H
									H
									H
									H
									H
	1648	-67.11	-13	-54.11	-70.37	-68.87	0.98	4.89	V
	2472	-66.69	-13	-53.69	-77.05	-68.57	1.28	5.32	V
	3296	-66.30	-13	-53.30	-77.82	-69.71	1.54	7.10	V
									V
	Middle	1672	-71.33	-13	-58.33	-75.92	-73.01	0.99	4.82
2512		-68.06	-13	-55.06	-77.62	-70.03	1.29	5.41	H
3344		-65.69	-13	-52.69	-77.86	-69.3	1.56	7.31	H
									H
									H
									H
									H
1672		-72.97	-13	-59.97	-75.99	-74.65	0.99	4.82	V
2512		-67.34	-13	-54.34	-77.57	-69.31	1.29	5.41	V
3344		-66.49	-13	-53.49	-77.88	-70.1	1.56	7.31	V
									V
Highest		1680	-71.10	-13	-58.10	-75.69	-72.75	0.99	4.80
	2520	-65.26	-13	-52.26	-74.82	-67.23	1.30	5.42	H
	3360	-65.81	-13	-52.81	-78.01	-69.48	1.56	7.38	H
									H
									H
									H
									H
	1680	-71.64	-13	-58.64	-74.66	-73.29	0.99	4.80	V
	2520	-66.72	-13	-53.72	-76.95	-68.69	1.30	5.42	V
	3360	-66.34	-13	-53.34	-77.87	-70.01	1.56	7.38	V
									V
									V
								V	

Remark: Spurious emissions within 30-1000MHz were found more than 20dB below limit line.



LTE Band 7

LTE Band 7 / 5MHz / QPSK									
Channel	Frequency (MHz)	ERP (dBm)	Limit (dBm)	Over Limit (dB)	SPA Reading (dBm)	S.G. Power (dBm)	TX Cable loss (dB)	TX Antenna Gain (dBi)	Polarization (H/V)
Lowest	5004	-50.88	-25	-25.88	-69.84	-58.24	2.34	9.70	H
	7500	-43.32	-25	-18.32	-68.48	-52.69	2.43	11.80	H
	10008	-46.11	-25	-21.11	-74.93	-55.62	2.70	12.20	H
	12504	-40.44	-25	-15.44	-75.93	-50.04	2.81	12.40	H
									H
									H
	5004	-53.13	-25	-28.13	-70.67	-60.49	2.34	9.70	V
	7500	-44.78	-25	-19.78	-68.96	-54.15	2.43	11.80	V
	10008	-50.47	-25	-25.47	-76.68	-59.98	2.70	12.20	V
	12504	-44.76	-25	-19.76	-76.93	-54.36	2.81	12.40	V
								V	
								V	
Middle	5064	-49.06	-25	-24.06	-68.12	-56.39	2.37	9.70	H
	7596	-42.70	-25	-17.70	-67.38	-52.16	2.40	11.86	H
	10128	-45.11	-25	-20.11	-74.02	-54.67	2.70	12.25	H
	12660	-39.91	-25	-14.91	-76.1	-49.66	2.84	12.59	H
									H
									H
									H
	5064	-52.65	-25	-27.65	-70.41	-59.98	2.37	9.70	V
	7596	-49.58	-25	-24.58	-73.48	-59.04	2.40	11.86	V
	10128	-48.72	-25	-23.72	-75.25	-58.28	2.70	12.25	V
12660	-42.44	-25	-17.44	-75.11	-52.19	2.84	12.59	V	
								V	
								V	
								V	
Highest	5136	-49.44	-25	-24.44	-68.63	-56.72	2.42	9.70	H
	7692	-44.87	-25	-19.87	-69.6	-54.42	2.37	11.92	H
	10260	-46.91	-25	-21.91	-75.92	-56.52	2.69	12.30	H
	12828	-39.35	-25	-14.35	-76.33	-49.26	2.89	12.79	H
									H
									H
									H
	5136	-53.61	-25	-28.61	-71.67	-60.89	2.42	9.70	V
	7692	-49.84	-25	-24.84	-73.94	-59.39	2.37	11.92	V
	10260	-51.25	-25	-26.25	-78.15	-60.86	2.69	12.30	V
12828	-40.68	-25	-15.68	-73.92	-50.59	2.89	12.79	V	
								V	
								V	
								V	

Remark: Spurious emissions within 30-1000MHz were found more than 20dB below limit line.



LTE Band 7 / 10MHz / QPSK									
Channel	Frequency (MHz)	EIRP (dBm)	Limit (dBm)	Over Limit (dB)	SPA Reading (dBm)	S.G. Power (dBm)	TX Cable loss (dB)	TX Antenna Gain (dBi)	Polarization (H/V)
Lowest	5004	-53.16	-25	-28.16	-72.22	-60.52	2.34	9.70	H
	7500	-43.59	-25	-18.59	-68.78	-52.96	2.43	11.80	H
	10008	-44.80	-25	-19.80	-73.69	-54.31	2.70	12.20	H
	12504	-42.37	-25	-17.37	-77.89	-51.97	2.81	12.40	H
									H
									H
									H
	5004	-52.78	-25	-27.78	-70.34	-60.14	2.34	9.70	V
	7500	-46.21	-25	-21.21	-70.47	-55.58	2.43	11.80	V
	10008	-50.19	-25	-25.19	-76.42	-59.7	2.70	12.20	V
	12504	-44.04	-25	-19.04	-76.24	-53.64	2.81	12.40	V
									V
									V
									V
Middle	5064	-52.15	-25	-27.15	-71.25	-59.48	2.37	9.70	H
	7596	-45.38	-25	-20.38	-70.1	-54.84	2.40	11.86	H
	10128	-46.03	-25	-21.03	-74.98	-55.59	2.70	12.25	H
	12660	-41.01	-25	-16.01	-77.24	-50.76	2.84	12.59	H
									H
									H
									H
	5064	-53.56	-25	-28.56	-71.42	-60.89	2.37	9.70	V
	7596	-48.35	-25	-23.35	-72.31	-57.81	2.40	11.86	V
	10128	-50.00	-25	-25.00	-76.61	-59.56	2.70	12.25	V
	12660	-42.71	-25	-17.71	-75.39	-52.46	2.84	12.59	V
									V
									V
									V
Highest	5124	-50.47	-25	-25.47	-69.75	-57.76	2.41	9.70	H
	7680	-45.44	-25	-20.44	-70.19	-54.98	2.37	11.91	H
	10248	-47.56	-25	-22.56	-76.6	-57.16	2.69	12.30	H
	12804	-41.97	-25	-16.97	-78.8	-51.85	2.88	12.76	H
									H
									H
									H
	5124	-50.87	-25	-25.87	-69.04	-58.16	2.41	9.70	V
	7680	-48.04	-25	-23.04	-72.16	-57.58	2.37	11.91	V
	10248	-51.36	-25	-26.36	-78.22	-60.96	2.69	12.30	V
	12804	-42.46	-25	-17.46	-75.62	-52.34	2.88	12.76	V
									V
									V
									V
								V	

Remark: Spurious emissions within 30-1000MHz were found more than 20dB below limit line.



LTE Band 7 / 15MHz / QPSK									
Channel	Frequency (MHz)	EIRP (dBm)	Limit (dBm)	Over Limit (dB)	SPA Reading (dBm)	S.G. Power (dBm)	TX Cable loss (dB)	TX Antenna Gain (dBi)	Polarization (H/V)
Lowest	5004	-52.79	-25	-27.79	-71.75	-60.15	2.34	9.70	H
	7500	-42.93	-25	-17.93	-68.07	-52.3	2.43	11.80	H
	10008	-43.52	-25	-18.52	-72.34	-53.03	2.70	12.20	H
	12504	-39.35	-25	-14.35	-74.84	-48.95	2.81	12.40	H
									H
									H
									H
	5004	-55.26	-25	-30.26	-72.8	-62.62	2.34	9.70	V
	7500	-45.66	-25	-20.66	-69.84	-55.03	2.43	11.80	V
	10008	-48.95	-25	-23.95	-75.16	-58.46	2.70	12.20	V
	12504	-43.40	-25	-18.40	-75.57	-53	2.81	12.40	V
									V
									V
									V
Middle	5052	-48.71	-25	-23.71	-67.74	-56.04	2.37	9.70	H
	7584	-40.66	-25	-15.66	-65.42	-50.11	2.40	11.85	H
	10116	-44.02	-25	-19.02	-72.92	-53.57	2.70	12.25	H
	12648	-39.10	-25	-14.10	-75.21	-48.84	2.84	12.58	H
									H
									H
									H
	5052	-52.98	-25	-27.98	-70.67	-60.31	2.37	9.70	V
	7584	-47.91	-25	-22.91	-71.86	-57.36	2.40	11.85	V
	10116	-49.19	-25	-24.19	-75.67	-58.74	2.70	12.25	V
	12648	-40.82	-25	-15.82	-73.44	-50.56	2.84	12.58	V
									V
									V
									V
Highest	5112	-49.91	-25	-24.91	-69.07	-57.21	2.40	9.70	H
	7668	-45.99	-25	-20.99	-70.7	-55.52	2.38	11.90	H
	10224	-48.29	-25	-23.29	-77.27	-57.88	2.69	12.29	H
	12780	-41.21	-25	-16.21	-77.95	-51.07	2.87	12.74	H
									H
									H
									H
	5112	-53.45	-25	-28.45	-71.43	-60.75	2.40	9.70	V
	7668	-50.28	-25	-25.28	-74.31	-59.81	2.38	11.90	V
	10224	-50.38	-25	-25.38	-77.19	-59.97	2.69	12.29	V
	12780	-43.46	-25	-18.46	-76.53	-53.32	2.87	12.74	V
									V
									V
									V

Remark: Spurious emissions within 30-1000MHz were found more than 20dB below limit line.



LTE Band 7 / 20MHz / QPSK									
Channel	Frequency (MHz)	EIRP (dBm)	Limit (dBm)	Over Limit (dB)	SPA Reading (dBm)	S.G. Power (dBm)	TX Cable loss (dB)	TX Antenna Gain (dBi)	Polarization (H/V)
Lowest	5004	-51.95	-25	-26.95	-70.91	-59.31	2.34	9.70	H
	7500	-42.69	-25	-17.69	-67.83	-52.06	2.43	11.80	H
	10008	-46.38	-25	-21.38	-75.2	-55.89	2.70	12.20	H
	12504	-40.06	-25	-15.06	-75.55	-49.66	2.81	12.40	H
									H
									H
									H
	5004	-53.84	-25	-28.84	-71.4	-61.2	2.34	9.70	V
	7500	-44.42	-25	-19.42	-68.6	-53.79	2.43	11.80	V
	10008	-50.67	-25	-25.67	-76.88	-60.18	2.70	12.20	V
	12504	-42.49	-25	-17.49	-74.66	-52.09	2.81	12.40	V
									V
									V
									V
Middle	5052	-51.08	-25	-26.08	-70.11	-58.41	2.37	9.70	H
	7584	-43.55	-25	-18.55	-68.31	-53	2.40	11.85	H
	10104	-45.59	-25	-20.59	-74.49	-55.14	2.70	12.24	H
	12636	-41.09	-25	-16.09	-77.13	-50.81	2.84	12.56	H
									H
									H
									H
	5052	-53.64	-25	-28.64	-71.33	-60.97	2.37	9.70	V
	7584	-48.44	-25	-23.44	-72.39	-57.89	2.40	11.85	V
	10104	-49.78	-25	-24.78	-76.26	-59.33	2.70	12.24	V
	12636	-44.26	-25	-19.26	-75.82	-53.98	2.84	12.56	V
									V
									V
									V
Highest	5100	-51.74	-25	-26.74	-70.86	-59.05	2.39	9.70	H
	7656	-43.23	-25	-18.23	-67.94	-52.74	2.38	11.89	H
	10200	-45.88	-25	-20.88	-74.84	-55.46	2.70	12.28	H
	12756	-41.46	-25	-16.46	-78.12	-51.3	2.87	12.71	H
									H
									H
									H
	5100	-54.42	-25	-29.42	-72.33	-61.73	2.39	9.70	V
	7656	-48.82	-25	-23.82	-72.85	-58.33	2.38	11.89	V
	10200	-50.19	-25	-25.19	-76.91	-59.77	2.70	12.28	V
	12756	-42.94	-25	-17.94	-75.95	-52.78	2.87	12.71	V
									V
									V
									V

Remark: Spurious emissions within 30-1000MHz were found more than 20dB below limit line.



LTE Band 41

LTE Band 41 / 5MHz / QPSK									
Channel	Frequency (MHz)	EIRP (dBm)	Limit (dBm)	Over Limit (dB)	SPA Reading (dBm)	S.G. Power (dBm)	TX Cable loss (dB)	TX Antenna Gain (dBi)	Polarization (H/V)
Lowest	5112	-52.91	-25	-27.91	-72.09	-60.21	2.40	9.70	H
	7668	-46.68	-25	-21.68	-71.92	-56.21	2.38	11.90	H
	10224	-49.32	-25	-24.32	-78.33	-58.91	2.69	12.29	H
	12780	-38.90	-25	-13.90	-75.66	-48.76	2.87	12.74	H
									H
									H
	5112	-56.41	-25	-31.41	-74.41	-63.71	2.40	9.70	V
	7668	-45.68	-25	-20.68	-69.76	-55.21	2.38	11.90	V
	10224	-48.15	-25	-23.15	-75.02	-57.74	2.69	12.29	V
	12780	-45.72	-25	-20.72	-78.82	-55.58	2.87	12.74	V
									V
									V
Middle	5208	-52.97	-25	-27.97	-72.26	-60.21	2.46	9.70	H
	7812	-50.53	-25	-25.53	-75.47	-60.19	2.33	11.99	H
	10416	-50.00	-25	-25.00	-79.15	-59.67	2.69	12.37	H
	13020	-39.54	-25	-14.54	-77.4	-49.63	2.94	13.03	H
									H
									H
									H
	5208	-56.66	-25	-31.66	-75.12	-63.9	2.46	9.70	V
	7812	-49.75	-25	-24.75	-74.09	-59.41	2.33	11.99	V
	10416	-50.69	-25	-25.69	-78.04	-60.36	2.69	12.37	V
	13020	-45.06	-25	-20.06	-79.01	-55.15	2.94	13.03	V
									V
								V	
								V	
Highest	5304	-48.70	-25	-23.70	-68.34	-55.89	2.51	9.70	H
	7956	-44.06	-25	-19.06	-69.54	-53.85	2.28	12.07	H
	10608	-49.79	-25	-24.79	-79.18	-59.52	2.69	12.42	H
									H
									H
									H
									H
	5304	-51.97	-25	-26.97	-70.76	-59.16	2.51	9.70	V
	7956	-46.33	-25	-21.33	-70.57	-56.12	2.28	12.07	V
	10608	-50.56	-25	-25.56	-78.35	-60.29	2.69	12.42	V
									V
									V
								V	

Remark: Spurious emissions within 30-1000MHz were found more than 20dB below limit line.



LTE Band 41 / 10MHz / QPSK									
Channel	Frequency (MHz)	EIRP (dBm)	Limit (dBm)	Over Limit (dB)	SPA Reading (dBm)	S.G. Power (dBm)	TX Cable loss (dB)	TX Antenna Gain (dBi)	Polarization (H/V)
Lowest	5112	-53.73	-25	-28.73	-72.91	-61.03	2.40	9.70	H
	7668	-44.99	-25	-19.99	-69.72	-54.52	2.38	11.90	H
	10224	-48.78	-25	-23.78	-77.8	-58.37	2.69	12.29	H
	12780	-39.14	-25	-14.14	-75.89	-49	2.87	12.74	H
									H
									H
									H
	5112	-57.33	-25	-32.33	-75.31	-64.63	2.40	9.70	V
	7668	-43.59	-25	-18.59	-67.63	-53.12	2.38	11.90	V
	10224	-48.00	-25	-23.00	-74.84	-57.59	2.69	12.29	V
	12780	-45.96	-25	-20.96	-79.07	-55.82	2.87	12.74	V
									V
									V
									V
Middle	5200	-53.31	-25	-28.31	-72.62	-60.56	2.45	9.70	H
	7800	-50.47	-25	-25.47	-75.25	-60.12	2.33	11.98	H
	10404	-49.58	-25	-24.58	-78.75	-59.25	2.69	12.36	H
									H
									H
									H
									H
	5200	-56.09	-25	-31.09	-74.54	-63.34	2.45	9.70	V
	7800	-48.64	-25	-23.64	-73.01	-58.29	2.33	11.98	V
	10404	-49.94	-25	-24.94	-77.24	-59.61	2.69	12.36	V
									V
									V
									V
									V
								V	
Highest	5292	-52.42	-25	-27.42	-71.87	-59.61	2.51	9.70	H
	7932	-46.87	-25	-21.87	-72.28	-56.64	2.29	12.06	H
	10584	-49.51	-25	-24.51	-78.89	-59.24	2.69	12.42	H
									H
									H
									H
									H
	5292	-54.39	-25	-29.39	-73.12	-61.58	2.51	9.70	V
	7932	-44.62	-25	-19.62	-68.98	-54.39	2.29	12.06	V
	10584	-50.32	-25	-25.32	-78.08	-60.05	2.69	12.42	V
									V
									V
									V
									V
								V	

Remark: Spurious emissions within 30-1000MHz were found more than 20dB below limit line.



LTE Band 41 / 15MHz / QPSK									
Channel	Frequency (MHz)	EIRP (dBm)	Limit (dBm)	Over Limit (dB)	SPA Reading (dBm)	S.G. Power (dBm)	TX Cable loss (dB)	TX Antenna Gain (dBi)	Polarization (H/V)
Lowest	5112	-52.28	-25	-27.28	-71.53	-59.58	2.40	9.70	H
	7668	-47.75	-25	-22.75	-72.48	-57.28	2.38	11.90	H
	10224	-49.55	-25	-24.55	-78.58	-59.14	2.69	12.29	H
	12780	-39.96	-25	-14.96	-76.74	-49.82	2.87	12.74	H
									H
									H
									H
	5112	-54.55	-25	-29.55	-72.57	-61.85	2.40	9.70	V
	7668	-46.23	-25	-21.23	-70.26	-55.76	2.38	11.90	V
	10224	-49.78	-25	-24.78	-76.63	-59.37	2.69	12.29	V
	12780	-45.66	-25	-20.66	-78.76	-55.52	2.87	12.74	V
									V
									V
									V
Middle	5196	-52.49	-25	-27.49	-71.87	-59.74	2.45	9.70	H
	7800	-48.66	-25	-23.66	-73.48	-58.31	2.33	11.98	H
	10392	-49.39	-25	-24.39	-78.55	-59.05	2.69	12.36	H
	12996	-39.64	-25	-14.64	-77.44	-49.71	2.93	13.00	H
									H
									H
									H
	5196	-56.23	-25	-31.23	-74.59	-63.48	2.45	9.70	V
	7800	-49.21	-25	-24.21	-73.57	-58.86	2.33	11.98	V
	10392	-50.08	-25	-25.08	-77.38	-59.74	2.69	12.36	V
	12996	-45.06	-25	-20.06	-78.87	-55.13	2.93	13.00	V
									V
									V
									V
Highest	5280	-48.43	-25	-23.43	-67.9	-55.63	2.50	9.70	H
	7920	-47.33	-25	-22.33	-72.64	-57.09	2.29	12.05	H
	10560	-48.84	-25	-23.84	-78.14	-58.56	2.69	12.41	H
									H
									H
									H
									H
	5280	-50.41	-25	-25.41	-69.13	-57.61	2.50	9.70	V
	7920	-45.11	-25	-20.11	-69.39	-54.87	2.29	12.05	V
	10560	-50.02	-25	-25.02	-77.72	-59.74	2.69	12.41	V
									V
									V
									V
									V
								V	

Remark: Spurious emissions within 30-1000MHz were found more than 20dB below limit line.



LTE Band 41 / 20MHz / QPSK									
Channel	Frequency (MHz)	EIRP (dBm)	Limit (dBm)	Over Limit (dB)	SPA Reading (dBm)	S.G. Power (dBm)	TX Cable loss (dB)	TX Antenna Gain (dBi)	Polarization (H/V)
Lowest	5112	-50.13	-25	-25.13	-69.29	-57.43	2.40	9.70	H
	7668	-44.11	-25	-19.11	-68.82	-53.64	2.38	11.90	H
	10224	-47.43	-25	-22.43	-76.41	-57.02	2.69	12.29	H
	12780	-39.32	-25	-14.32	-76.06	-49.18	2.87	12.74	H
									H
									H
									H
	5112	-53.22	-25	-28.22	-71.2	-60.52	2.40	9.70	V
	7668	-48.78	-25	-23.78	-72.81	-58.31	2.38	11.90	V
	10224	-51.71	-25	-26.71	-78.52	-61.3	2.69	12.29	V
	12780	-42.82	-25	-17.82	-75.89	-52.68	2.87	12.74	V
									V
									V
									V
Middle	5196	-52.99	-25	-27.99	-72.36	-60.24	2.45	9.70	H
	7788	-49.61	-25	-24.61	-74.43	-59.25	2.34	11.97	H
	10380	-49.86	-25	-24.86	-78.99	-59.52	2.69	12.35	H
	12984	-40.06	-25	-15.06	-77.75	-50.11	2.93	12.98	H
									H
									H
									H
	5196	-56.16	-25	-31.16	-74.57	-63.41	2.45	9.70	V
	7788	-46.88	-25	-21.88	-71.25	-56.52	2.34	11.97	V
	10380	-50.80	-25	-25.80	-78.09	-60.46	2.69	12.35	V
	12984	-45.16	-25	-20.16	-78.91	-55.21	2.93	12.98	V
									V
									V
									V
Highest	5268	-47.53	-25	-22.53	-66.81	-54.74	2.49	9.70	H
	7908	-42.80	-25	-17.80	-68.02	-52.55	2.30	12.04	H
	10548	-50.05	-25	-25.05	-79.33	-59.77	2.69	12.41	H
	13176	-39.90	-25	-14.90	-77.62	-50.17	2.97	13.25	H
									H
									H
									H
	5268	-54.18	-25	-29.18	-72.81	-61.39	2.49	9.70	V
	7908	-46.73	-25	-21.73	-70.97	-56.48	2.30	12.04	V
	10548	-52.99	-25	-27.99	-80.65	-62.71	2.69	12.41	V
	13176	-44.21	-25	-19.21	-78.73	-54.48	2.97	13.25	V
									V
									V
									V

Remark: Spurious emissions within 30-1000MHz were found more than 20dB below limit line.