

## Setup Photographs


<Radiated Emission>


Z Plane for Cellular Band

LF



HF




**SHF**

**Y Plane for PCS Band**


**LF**



**HF**



SHF



————THE END————