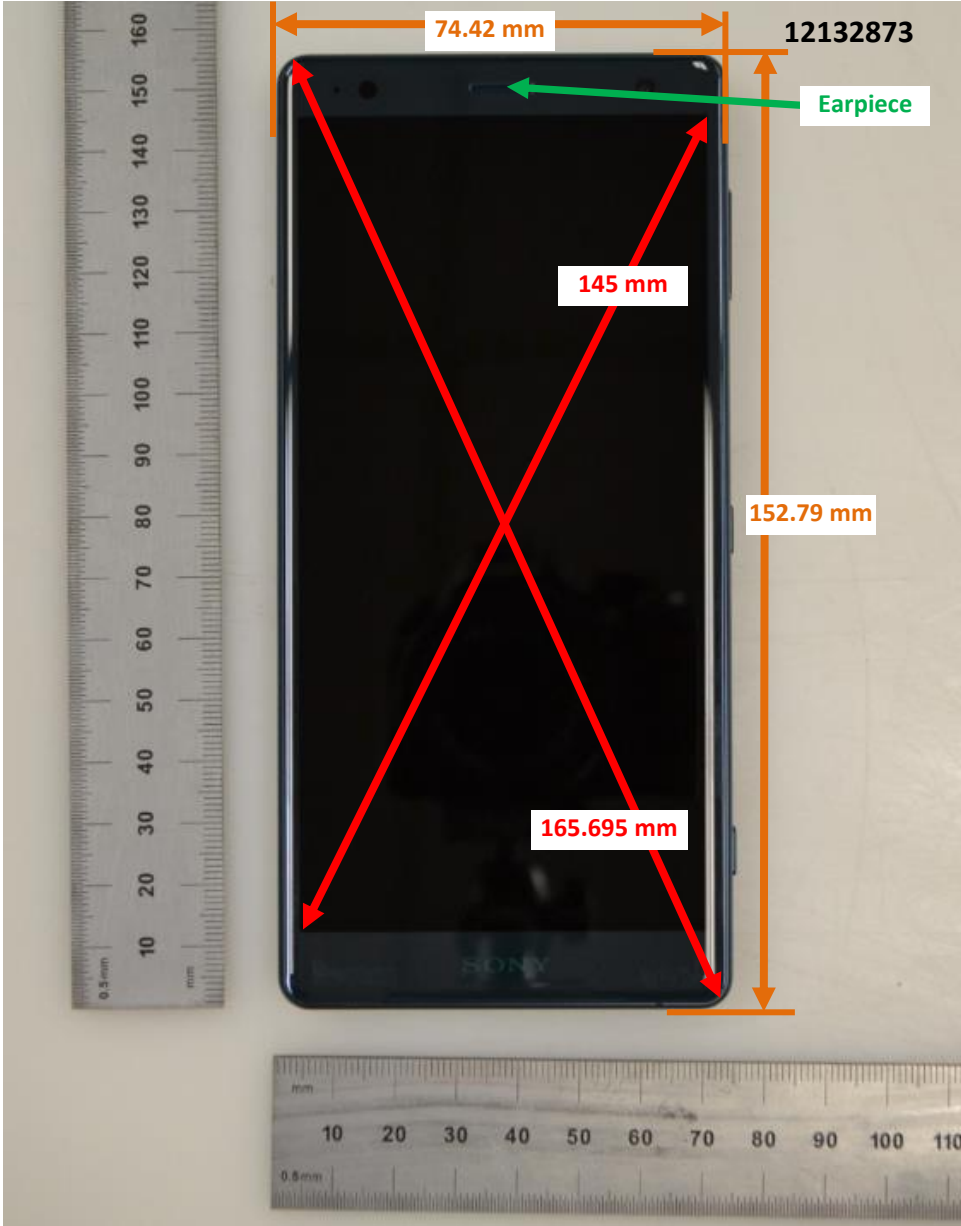


DUT and SAR Set-up Photos

Overall Dimensions



Front View of the DUT



Rear View of the DUT



Setup Photos

Handset Vertical and Horizontal Reference Lines


Vertical
Center Line




Horizontal
Line

Head Exposure Conditions


Left Touch



Left Tilt (15°)



Right Touch




Right Tilt (15°)




Body-worn Accessory

Rear at 15mm




Front at 15mm




Hotspot Exposure Conditions


Rear at 10mm




Front at 10mm



Edge 1 at 10mm




Edge 2 at 10mm



Edge 3 at 10mm




Edge 4 at 10mm



Product Specific Conditions

Rear at 0mm

12132873




Front at 0mm

12132873



Edge 1 at 0mm




Edge 2 at 0mm



Edge 4 at 0mm

12132873



Antenna Dimensions & Separation Distances

