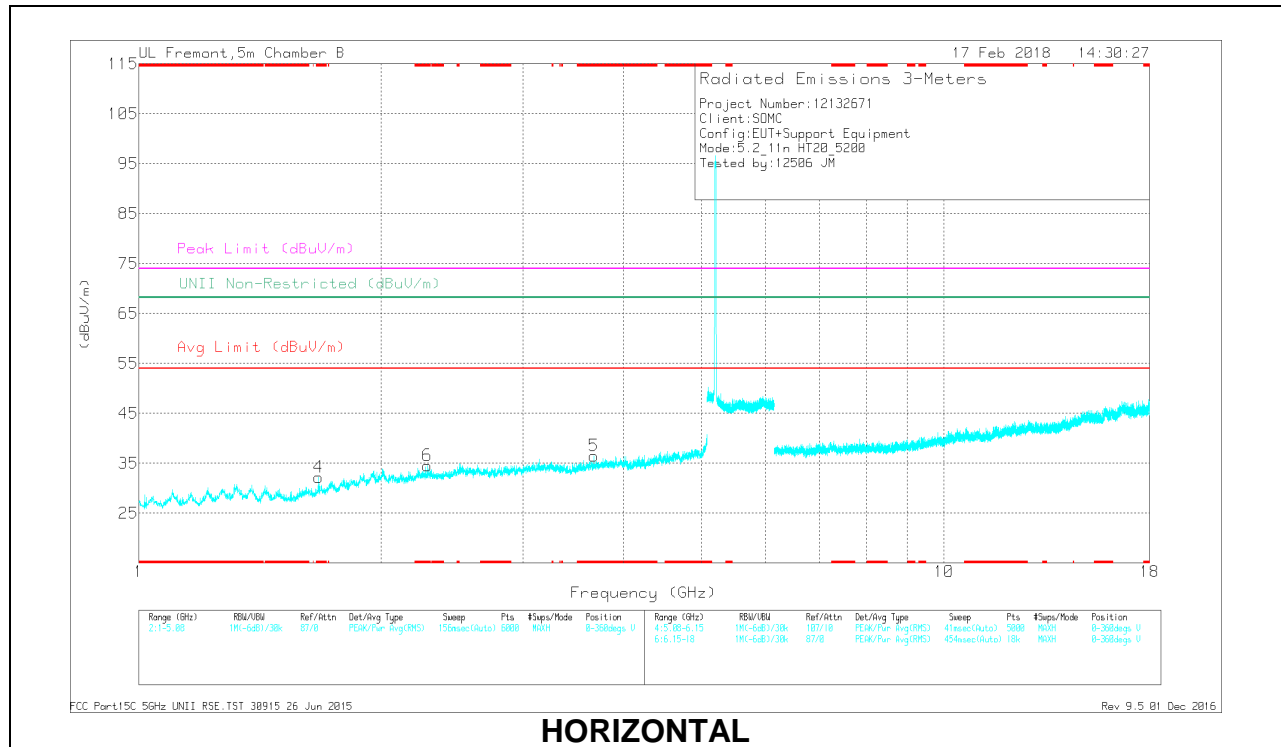


RADIATED EMISSIONS

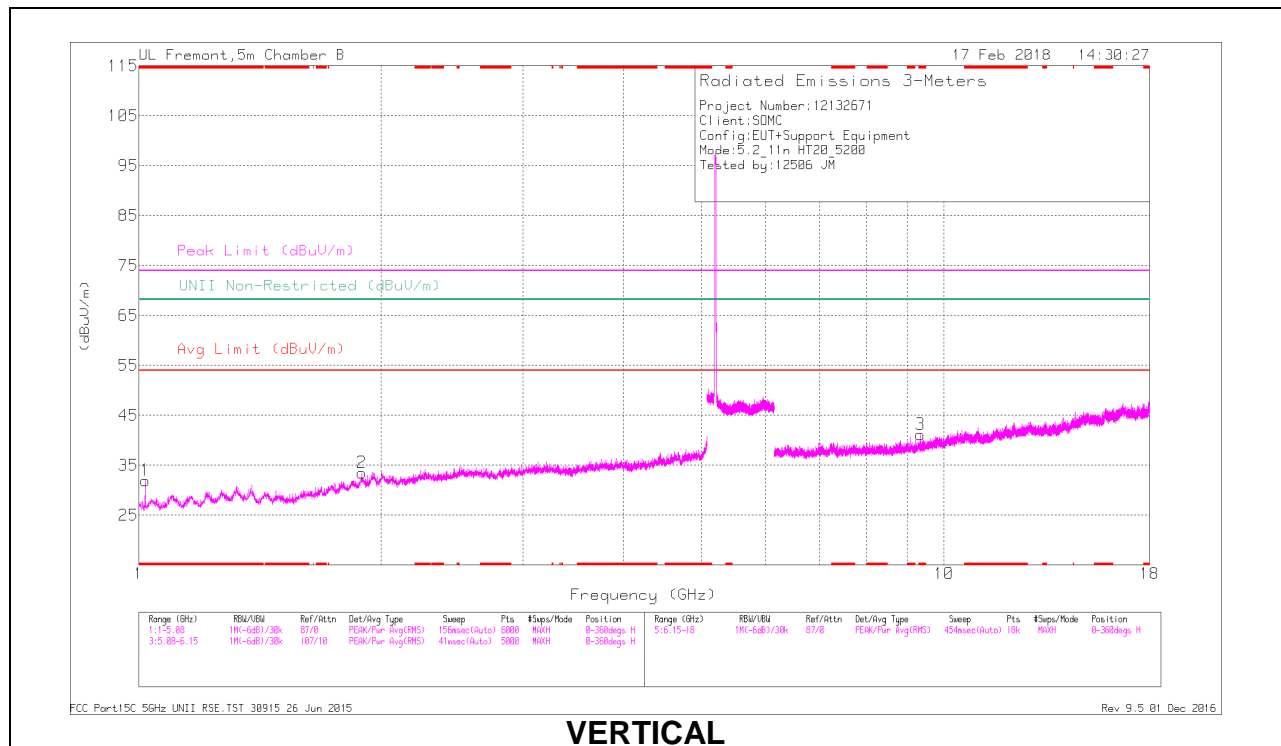
Marker	Frequency (GHz)	Meter Reading (dBuV)	Det	AF T863 (dB/m)	AmpCoeff/Pad (dB)	DC Corr (dB)	Corrected Reading (dBuV/m)	Avg Limit (dBuV/m)	Margin (dB)	Peak Limit (dBuV/m)	PK Margin (dB)	UNI Non-Restricted (dBuV/m)	PK Margin (dB)	Azimuth (Degs)	Height (cm)	Polarity
1	* 1.049	42.7	PK-U	27	-34.5	0	35.2	-	-	74	-38.8	-	-	140	130	H
	* 1.047	30.36	ADR	27	-34.6	.09	22.85	54	-31.15	-	-	-	-	140	130	H
2	* 1.05	42.19	PK-U	27	-34.5	0	34.69	-	-	74	-39.31	-	-	258	367	V
	* 1.047	30.4	ADR	27	-34.6	.09	22.89	54	-31.11	-	-	-	-	258	367	V
3	* 2.356	41.09	PK-U	31.9	-32.9	0	40.09	-	-	74	-33.91	-	-	280	363	V
	* 2.356	29.07	ADR	31.9	-32.9	.09	28.16	54	-25.84	-	-	-	-	280	363	V
6	* 4.329	39.95	PK-U	33.6	-31.1	0	42.45	-	-	74	-31.55	-	-	110	366	V
	* 4.329	28.46	ADR	33.6	-31.1	.09	31.05	54	-22.95	-	-	-	-	110	366	V
4	1.838	42.01	PK-U	30.7	-34	0	38.71	-	-	-	-	68.2	-29.49	209	377	V
5	1.887	41.48	PK-U	30.9	-33.3	0	39.08	-	-	-	-	68.2	-29.12	94	256	V

* - indicates frequency in CFR47 Pt 15 / IC RSS-Restricted Band
 PK-U - U-NII: Maximum Peak
 ADR - U-NII AD primary method, RMS average

MID CHANNEL RESULTS



HORIZONTAL



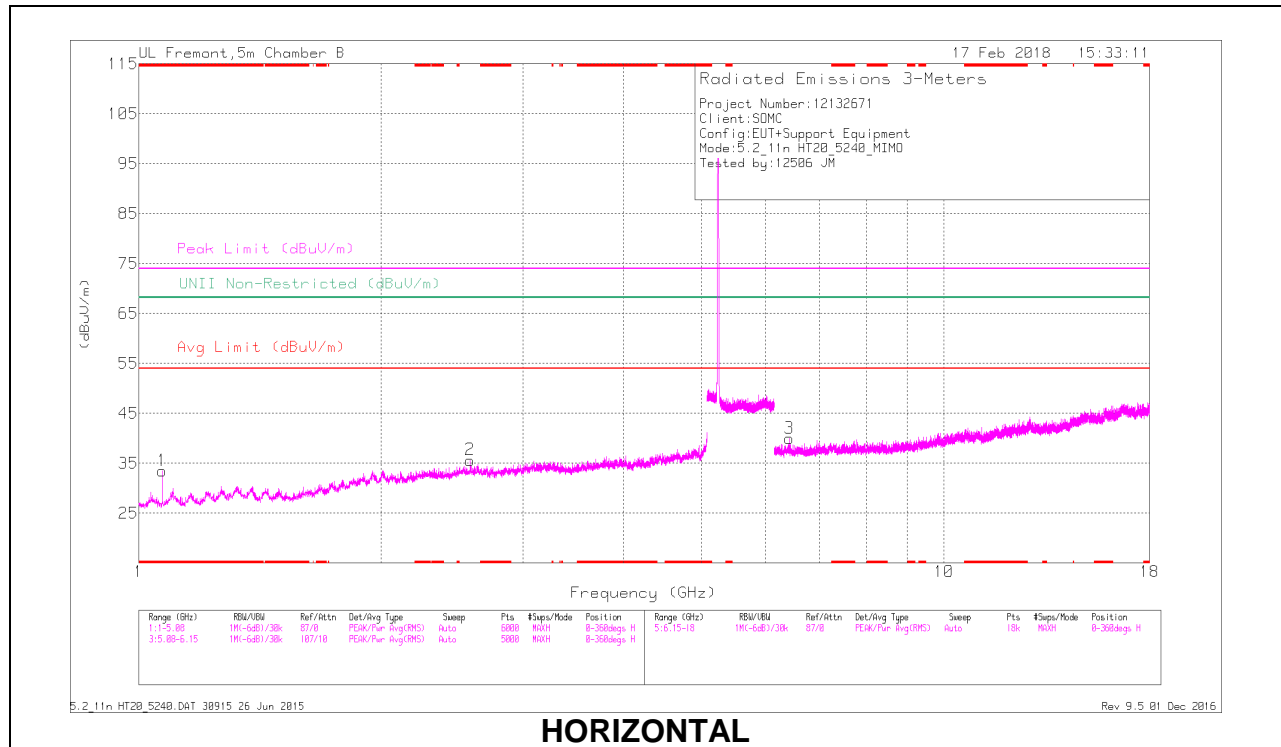
VERTICAL

RADIATED EMISSIONS

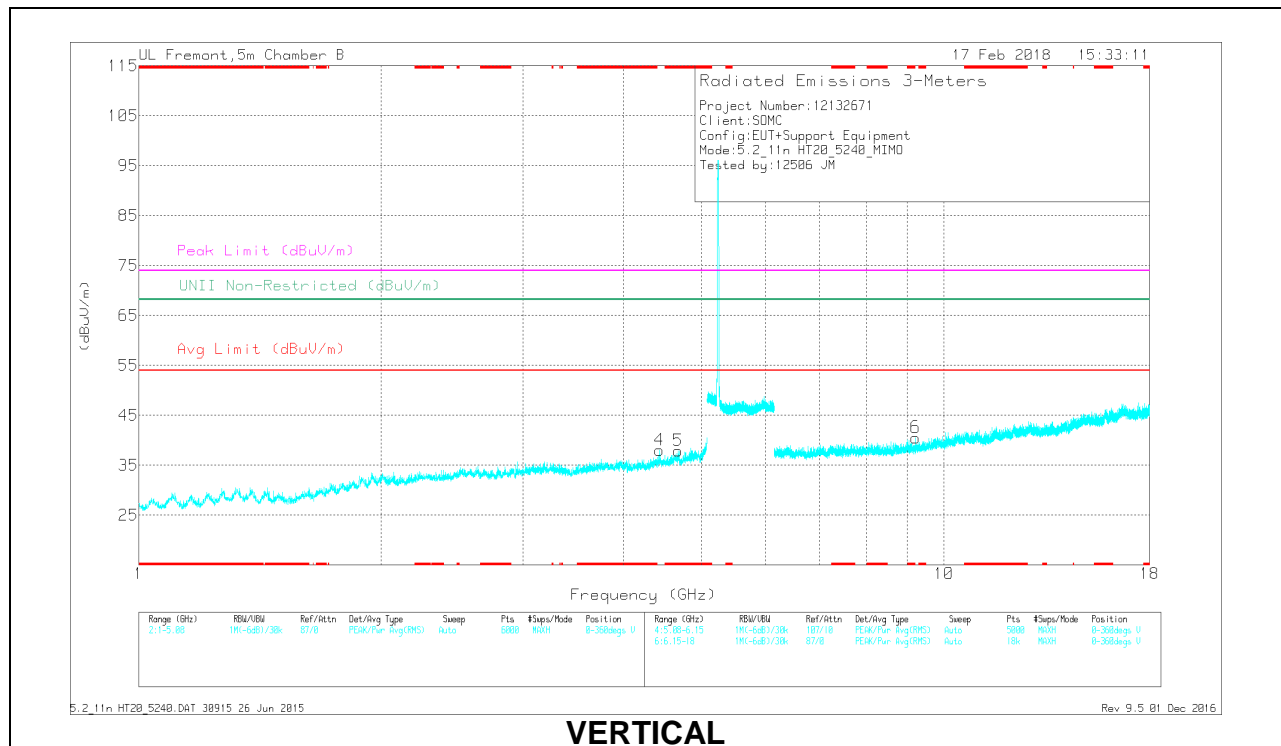
Marker	Frequency (GHz)	Meter Reading (dBuV)	Det	AF T863 (dB/m)	AmpCoeff/Pad (dB)	DC Corr (dB)	Corrected Reading (dBuV/m)	Avg Limit (dBuV/m)	Margin (dB)	Peak Limit (dBuV/m)	PK Margin (dB)	UNI Non-Restricted (dBuV/m)	PK Margin (dB)	Azimuth (Degs)	Height (cm)	Polarity
1	* 1.018	41.52	PK-U	27.3	-35	0	33.82	-	-	74	-40.18	-	-	299	351	H
	* 1.02	29.72	ADR	27.3	-35	.09	22.11	54	-31.89	-	-	-	-	299	351	H
4	* 1.672	41.45	PK-U	28.8	-33.2	0	37.05	-	-	74	-36.95	-	-	149	364	V
	* 1.672	29.32	ADR	28.8	-33.2	.09	25.01	54	-28.99	-	-	-	-	149	364	V
5	* 3.675	40.04	PK-U	33.2	-31.7	0	41.54	-	-	74	-32.46	-	-	97	388	V
	* 3.675	28.59	ADR	33.2	-31.7	.09	30.18	54	-23.82	-	-	-	-	97	388	V
6	* 2.283	40.88	PK-U	32	-32.6	0	40.28	-	-	74	-33.72	-	-	236	237	V
	* 2.281	28.76	ADR	32	-32.7	.09	28.15	54	-25.85	-	-	-	-	236	237	V
3	* 9.353	36.1	PK-U	36.5	-26.5	0	46.1	-	-	74	-27.9	-	-	335	260	H
	* 9.354	24.19	ADR	36.5	-26.5	.09	34.29	54	-19.72	-	-	-	-	335	260	H
2	* 1.891	41.66	PK-U	30.9	-33.3	0	39.26	-	-	-	-	68.2	-28.94	265	106	H

* - indicates frequency in CFR47 Pt 15 / IC RSS-Restricted Band
 PK-U - U-NII: Maximum Peak
 ADR - U-NII AD primary method, RMS average

HIGH CHANNEL RESULTS



HORIZONTAL



VERTICAL

RADIATED EMISSIONS

Marker	Frequency (GHz)	Meter Reading (dBuV)	Det	AF T863 (dB/m)	AmpCoeff/Pad (dB)	DC Corr (dB)	Corrected Reading (dBuV/m)	Avg Limit (dBuV/m)	Margin (dB)	Peak Limit (dBuV/m)	PK Margin (dB)	UNI Non-Restricted (dBuV/m)	PK Margin (dB)	Azimuth (Degs)	Height (cm)	Polarity
1	* 1.071	41.25	PK-U	27.3	-34.5	0	34.05	-	-	74	-39.95	-	-	60	379	H
	* 1.07	29.27	ADR	27.2	-34.5	.09	22.06	54	-31.94	-	-	-	-	60	379	H
5	* 4.675	39.45	PK-U	34.3	-29.9	0	43.85	-	-	74	-30.15	-	-	0	351	V
	* 4.676	27.83	ADR	34.3	-29.9	.09	32.32	54	-21.68	-	-	-	-	0	351	V
2	2.58	29.4	ADR	32.6	-32.5	.09	29.59	-	-	-	-	-	-	86	282	H
4	4.43	39.15	PK-U	33.8	-29.6	0	43.35	-	-	-	-	68.2	-24.85	336	175	V
3	6.419	37.7	PK-U	35.7	-28.6	0	44.8	-	-	-	-	68.2	-23.4	210	173	H
6	9.214	35.51	PK-U	36.4	-26.5	0	45.41	-	-	-	-	68.2	-22.79	241	145	V

* - indicates frequency in CFR47 Pt 15 / IC RSS-Restricted Band

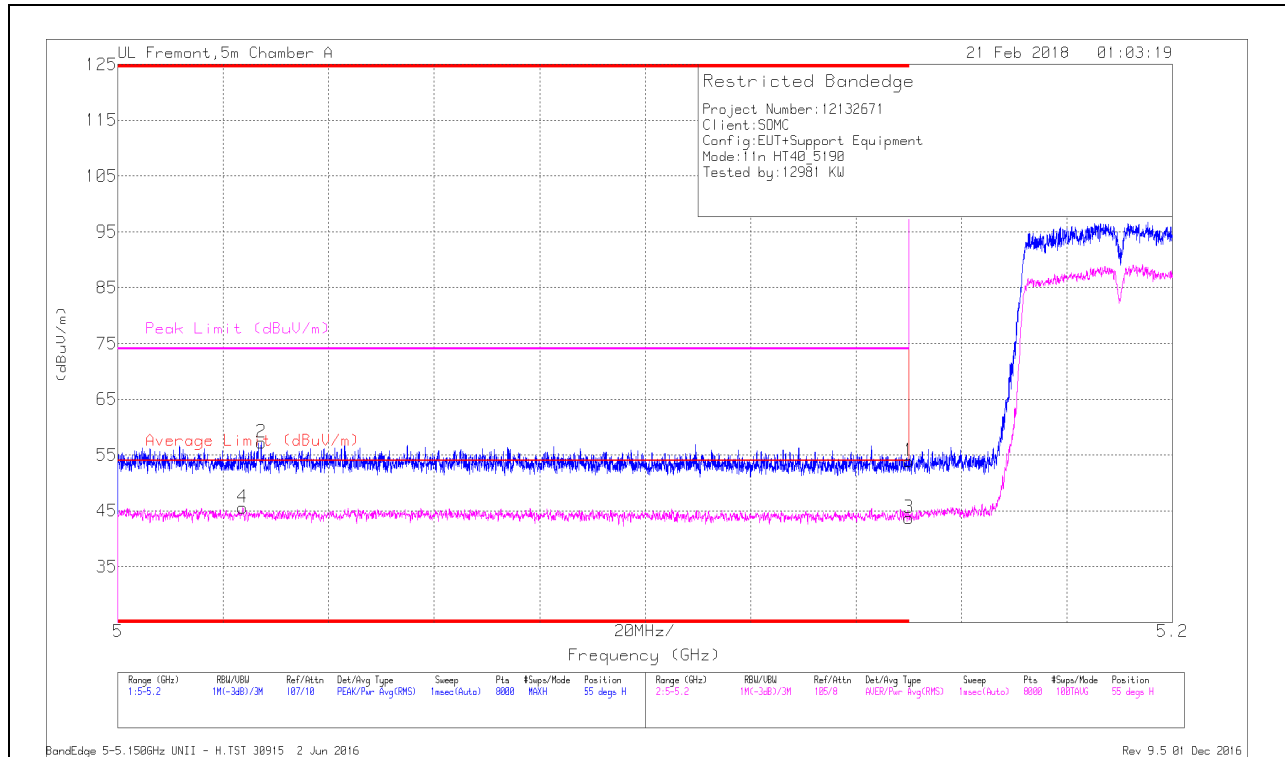
PK-U - U-NII: Maximum Peak

ADR - U-NII AD primary method, RMS average

9.1.3. TX ABOVE 1 GHz 802.11n HT40 2TX CDD MODE IN THE 5.2 GHz BAND

BANDEDGE (LOW CHANNEL)

HORIZONTAL RESULT



Marker	Frequency (GHz)	Meter Reading (dBuV)	Det	AF T852 (dBm)	Amp/CbW/Filt/Pad (dB)	DC Corr (dB)	Corrected Reading (dBuV/m)	Average Limit (dBuV/m)	Margin (dB)	Peak Limit (dBuV/m)	PK Margin (dB)	Azimuth (Degs)	Height (cm)	Polarity
4	* 5.024	29.24	RMS	34.3	-18.2	.29	45.63	54	-8.37	-	-	55	185	H
2	* 5.027	41.11	Pk	34.3	-18.2	0	57.21	-	-	74	-16.79	55	185	H
1	* 5.15	37.93	Pk	34.4	-18.4	0	53.93	-	-	74	-20.07	55	185	H
3	* 5.15	27.42	RMS	34.4	-18.4	.29	43.71	54	-10.29	-	-	55	185	H

* - indicates frequency in CFR47 Pt 15 / IC RSS-Restricted Band

Pk - Peak detector

RMS - RMS detection

VERTICAL RESULT

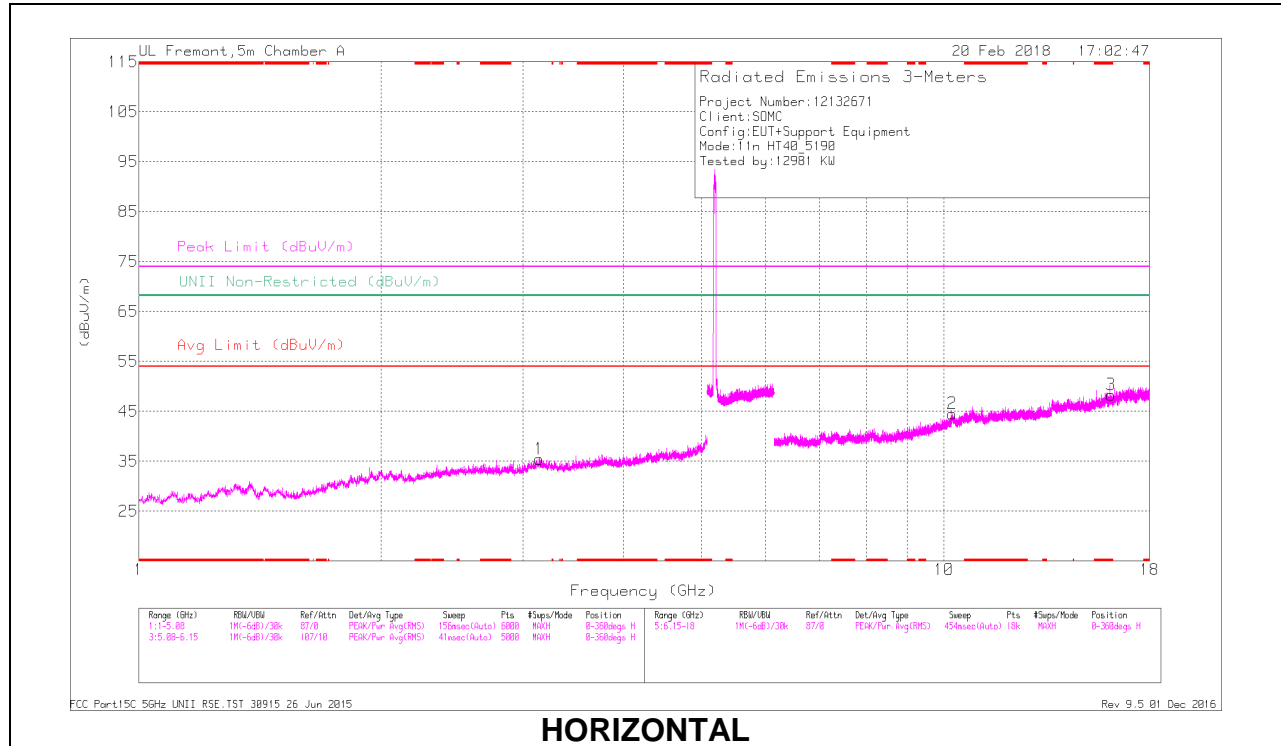


Marker	Frequency (GHz)	Meter Reading (dBuV)	Det	AF Y862 (dBm)	Amp/CbIFtr/Pad (dB)	DC Corr (dB)	Corrected Reading (dBuV/m)	Average Limit (dBuV/m)	Margin (dB)	Peak Limit (dBuV/m)	PK Margin (dB)	Azimuth (Dege)	Height (cm)	Polarity
4	* 5.077	29.11	RMS	34.4	-18.2	.29	45.6	54	-8.4	-	-	123	193	V
2	* 5.1	41.19	Pk	34.4	-18.2	0	57.39	-	-	74	-16.61	123	193	V
1	* 5.15	37.24	Pk	34.4	-18.4	0	53.24	-	-	74	-20.76	123	193	V
3	* 5.15	28.05	RMS	34.4	-18.4	.29	44.34	54	-9.66	-	-	123	193	V

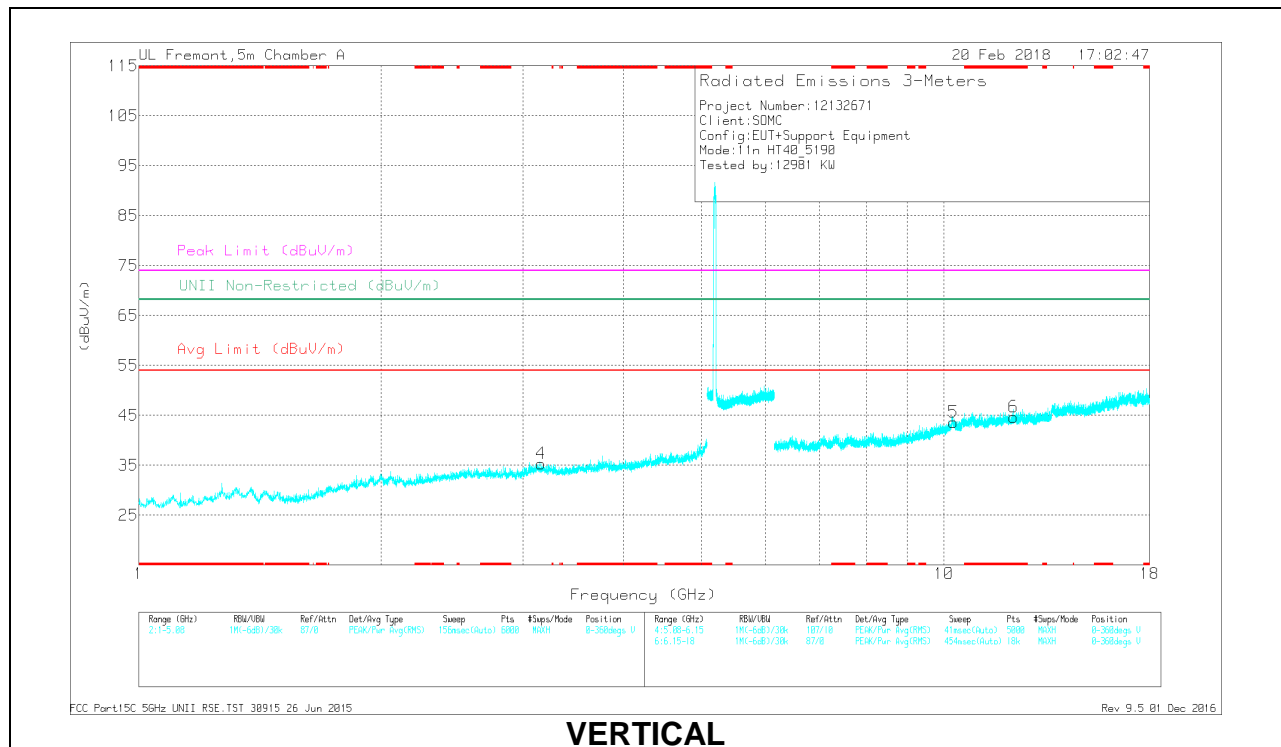
* - indicates frequency in CFR47 Pt 15 / IC RSS-Restricted Band
 Pk - Peak detector
 RMS - RMS detection

HARMONICS AND SPURIOUS EMISSIONS

LOW CHANNEL RESULTS



HORIZONTAL



VERTICAL

RADIATED EMISSIONS

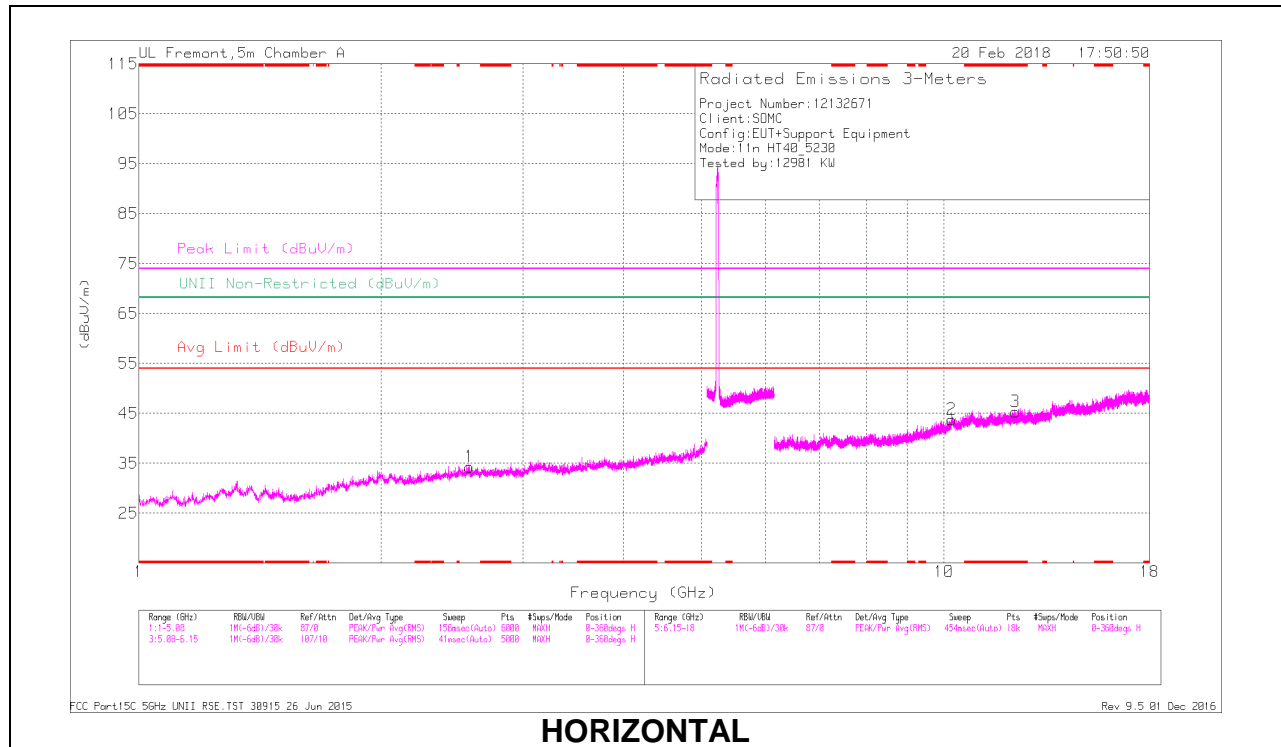
Frequency (GHz)	Meter Reading (dBuV)	Det	AF 1862 (dB/m)	Amp/Chk/Filt/Pad (dB)	DC Corr (dB)	Corrected Reading (dBuV/m)	Arg Limit (dBuV/m)	Margin (dB)	Peak Limit (dBuV/m)	PK Margin (dB)	UNI Non-Restricted (dBuV/m)	PK Margin (dB)	Azimuth (Degs)	Height (cm)	Polarity
* 16.121	33.14	PK-U	40.6	-18.5	0	55.24	-	-	74	-18.76	-	-	54	186	H
* 16.119	21.68	ADR	40.6	-18.7	-29	43.87	54	-10.13	-	-	-	-	54	186	H
* 12.205	31.66	PK-U	39	-19.3	0	51.36	-	-	74	-22.64	-	-	118	103	V
* 12.204	20.94	ADR	39	-19.3	-29	40.93	54	-13.07	-	-	-	-	118	103	V
3.144	37.41	PK-U	32.8	-29	0	41.21	-	-	-	-	68.2	-26.99	265	161	H
3.157	37.58	PK-U	32.9	-29.2	0	41.28	-	-	-	-	68.2	-26.92	244	175	V
10.242	32.95	PK-U	37.5	-19.1	0	51.35	-	-	-	-	68.2	-16.85	138	235	H
10.273	31.96	PK-U	37.5	-19.5	0	49.96	-	-	-	-	68.2	-18.24	310	122	V

* - indicates frequency in CFR47 Pt 15 / IC RSS-Restricted Band

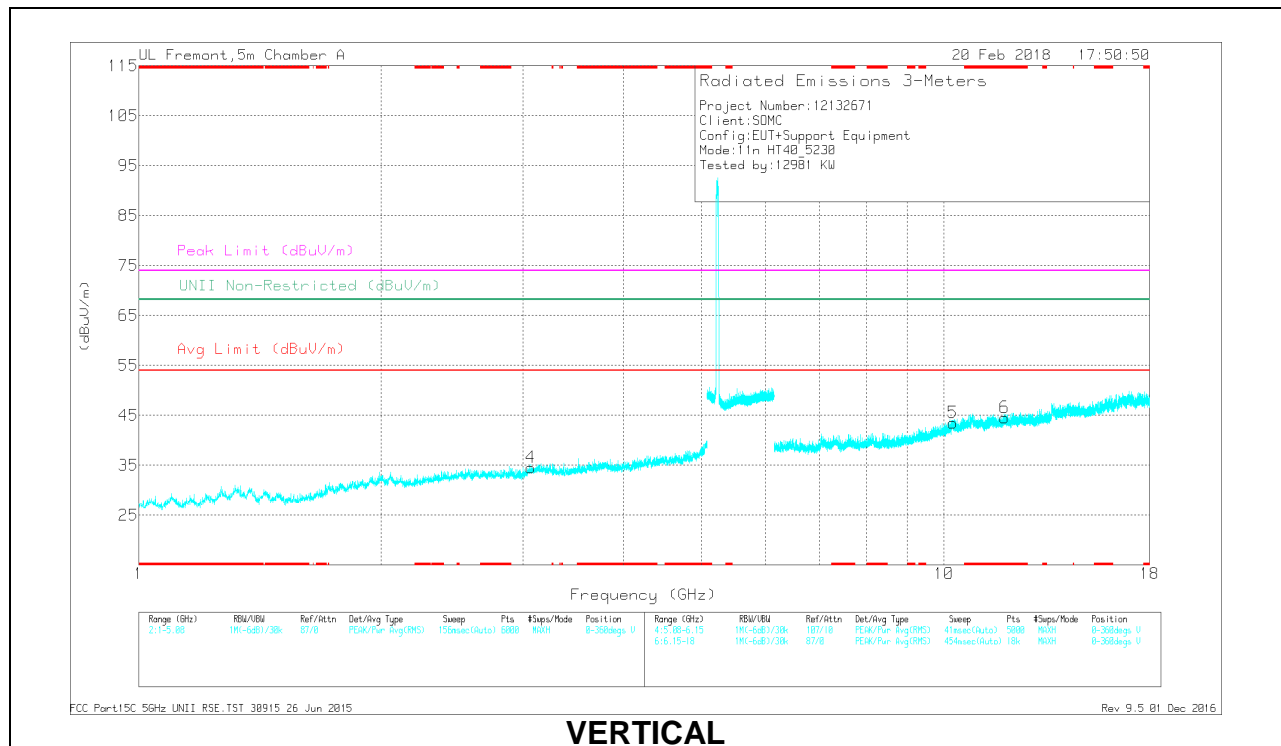
PK-U - U-NII: Maximum Peak

ADR - U-NII AD primary method, RMS average

HIGH CHANNEL RESULTS



HORIZONTAL



VERTICAL

RADIATED EMISSIONS

Frequency (GHz)	Meter Reading (dBuV)	Det	AF 1862 (dB/m)	Amp/Cb/Filt/Pad (dB)	DC Corr (dB)	Corrected Reading (dBuV/m)	Arg Limit (dBuV/m)	Margin (dB)	Peak Limit (dBuV/m)	PK Margin (dB)	UNII Non-Restricted (dBuV/m)	PK Margin (dB)	Azimuth (Degs)	Height (cm)	Polarity
* 12.266	32.3	PK-U	39	-19.7	0	51.6	-	-	74	-22.4	-	-	26	102	H
* 12.267	21.12	ADR	39	-19.7	29	40.71	54	-13.29	-	-	-	-	26	102	H
* 11.894	32.24	PK-U	38.8	-19.7	0	51.34	-	-	74	-22.66	-	-	216	235	V
* 11.892	21.36	ADR	38.8	-19.8	29	40.65	54	-13.35	-	-	-	-	216	235	V
2.576	38.51	PK-U	32.4	-30.5	0	40.41	-	-	-	-	68.2	-27.79	67	200	H
3.064	37.69	PK-U	32.8	-29.6	0	40.89	-	-	-	-	68.2	-27.31	188	187	V
10.221	32.25	PK-U	37.5	-19.6	0	50.15	-	-	-	-	68.2	-18.05	208	154	H
10.256	32.43	PK-U	37.5	-19.3	0	50.63	-	-	-	-	68.2	-17.57	302	200	V

* - indicates frequency in CFR47 Pt 15 / IC RSS-Restricted Band

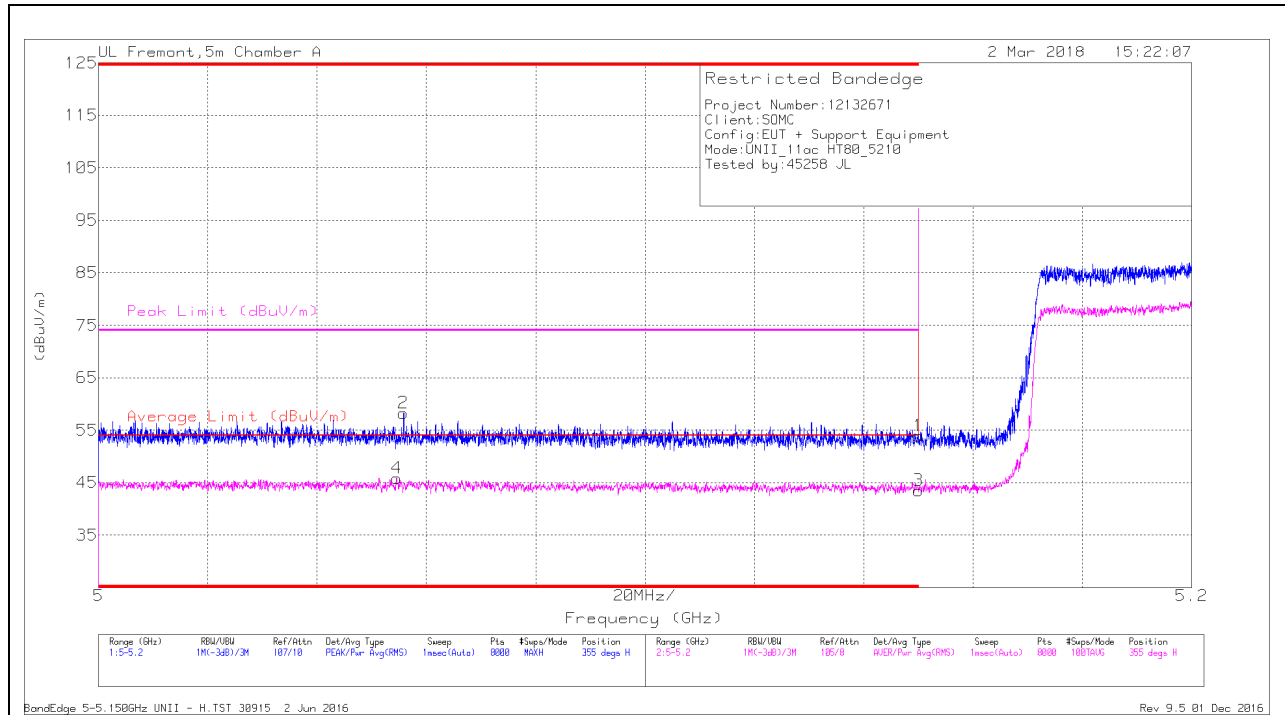
PK-U - U-NII: Maximum Peak

ADR - U-NII AD primary method, RMS average

9.1.4. TX ABOVE 1 GHz 802.11ac VHT80 2TX CDD MODE IN THE 5.2 GHz BAND

BANDEDGE (MID CHANNEL)

HORIZONTAL RESULT



Marker	Frequency (GHz)	Meter Reading (dBuV)	Det	AF T862 (dB/m)	Amp/Cbl/Filt/Pad (dB)	DC Corr (dB)	Corrected Reading (dBuV/m)	Average Limit (dBuV/m)	Margin (dB)	Peak Limit (dBuV/m)	PK Margin (dB)	Azimuth (Degs)	Height (cm)	Polarity
4	* 5.055	29.01	RMS	34.4	-18.1	.53	45.84	54	-8.16	-	-	355	141	H
2	* 5.056	42.09	Pk	34.4	-18.2	0	58.29	-	-	74	-15.71	355	141	H
1	* 5.15	37.91	Pk	34.4	-18.4	0	53.91	-	-	74	-20.09	355	141	H
3	* 5.15	26.88	RMS	34.4	-18.4	.53	43.41	54	-10.59	-	-	355	141	H

* - indicates frequency in CFR47 Pt 15 / IC RSS-Restricted Band

Pk - Peak detector

RMS - RMS detection

VERTICAL RESULT



Marker	Frequency (GHz)	Meter Reading (dBuV)	Det	AF T862 (dB/m)	Amp/Cb/Flt/Pad (dB)	DC Corr (dB)	Corrected Reading (dBuV/m)	Average Limit (dBuV/m)	Margin (dB)	Peak Limit (dBuV/m)	PK Margin (dB)	Asimuth (Degs)	Height (cm)	Polarity
1	* 5.15	36.63	Pk	34.4	-18.4	0	52.63	-	-	74	-21.37	254	250	V
2	* 5	41.32	Pk	34.3	-18	0	57.62	-	-	74	-16.38	254	250	V
3	* 5.15	26.72	RMS	34.4	-18.4	.53	43.25	54	-10.75	-	-	254	250	V
4	* 5.044	28.99	RMS	34.4	-18.1	.53	45.82	54	-8.18	-	-	254	250	V

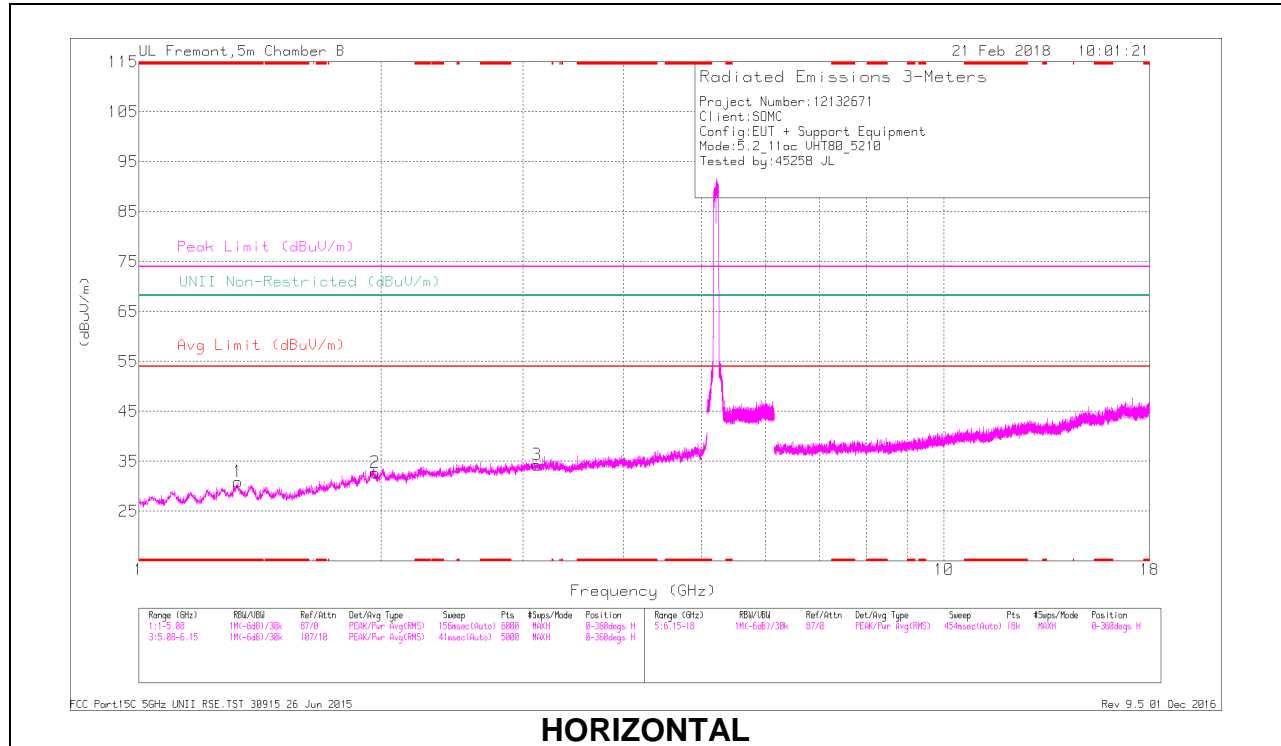
* - indicates frequency in CFR47 Pt 15 / IC RSS-Restricted Band

Pk - Peak detector

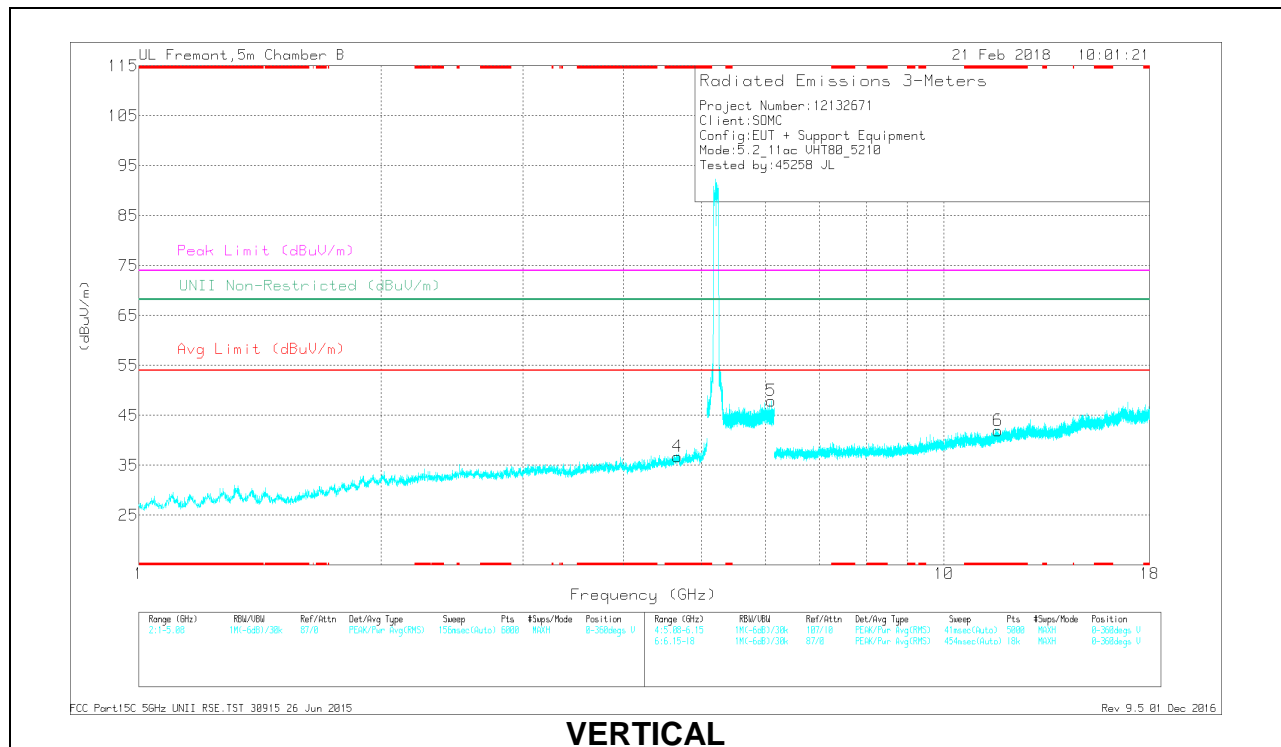
RMS - RMS detection

HARMONICS AND SPURIOUS EMISSIONS

MID CHANNEL RESULTS



HORIZONTAL



VERTICAL

RADIATED EMISSIONS

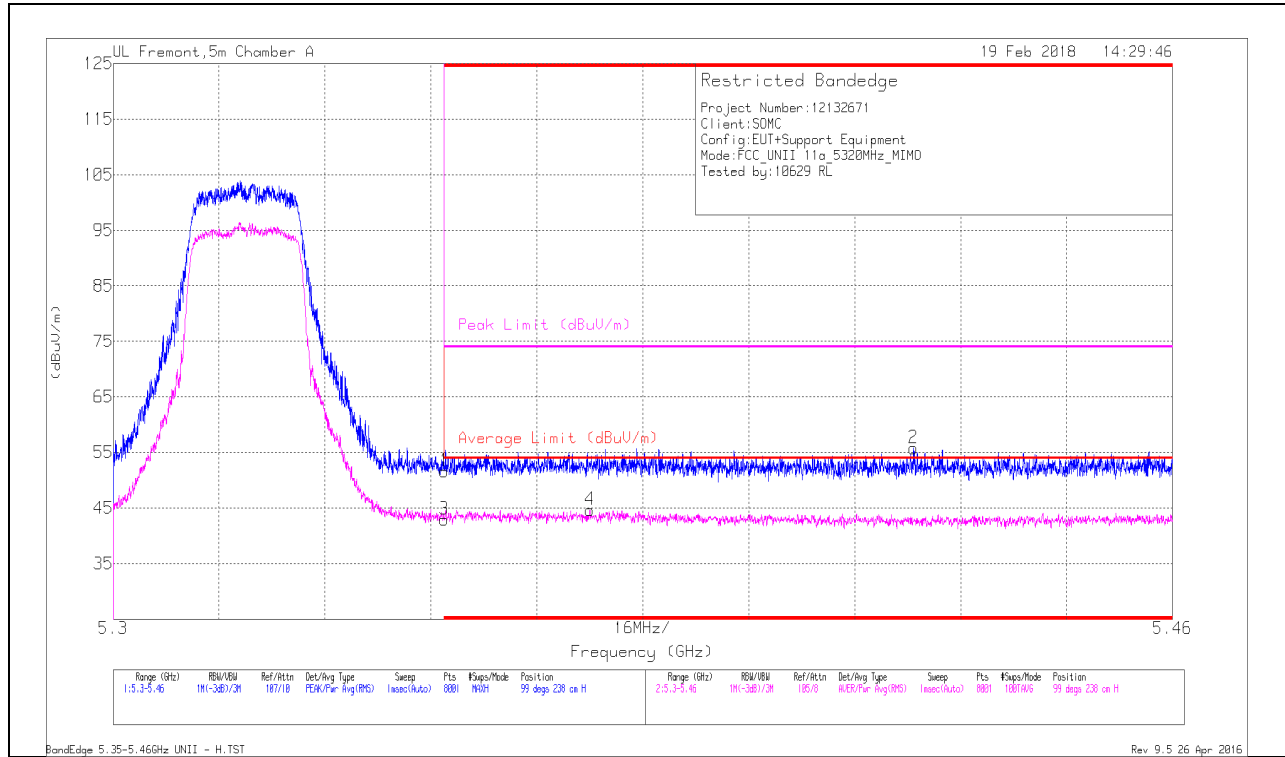
Frequency (GHz)	Meas Reading (dBuV)	Det	AF 1863 (dB/m)	Amp/Chk/Ftr/Pad (dB)	DC Corr (dB)	Corrected Reading (dBuV/m)	Arg Limit (dBuV/m)	Margin (dB)	Peak Limit (dBuV/m)	PK Margin (dB)	UNI Non-Restricted (dBuV/m)	PK Margin (dB)	Azimuth (Degs)	Height (cm)	Polarity
* 1.327	42.24	PK-U	28.9	-34	0	37.14	-	-	74	-36.86	-	-	120	204	H
1.327	30.71	ADR	28.9	-34	.53	26.14	54	-27.86	-	-	-	-	120	204	H
* 4.662	39.06	PK-U	34.3	-29.6	0	43.76	-	-	74	-30.24	-	-	225	244	V
4.665	27.44	ADR	34.3	-29.8	.53	32.47	54	-21.53	-	-	-	-	225	244	V
* 11.667	34.39	PK-U	38.3	-24.1	0	48.59	-	-	74	-25.41	-	-	266	187	V
11.668	22.04	ADR	38.3	-24.1	.53	36.77	54	-17.23	-	-	-	-	266	187	V
1.964	29.09	ADR	31.2	-32.5	.53	28.32	-	-	-	-	-	-	266	187	H
1.965	40.98	PK-U	31.2	-32.4	0	39.78	-	-	-	-	68.2	-28.42	266	187	H
3.121	28.72	ADR	33.1	-32.2	.53	30.15	-	-	-	-	-	-	266	187	H
3.123	40.5	PK-U	33.1	-32.2	0	41.4	-	-	-	-	68.2	-26.8	266	187	H
6.102	19.46	ADR	35.6	-19.8	.53	35.78	-	-	-	-	-	-	266	187	V
6.103	37.19	PK-U	35.6	-19.7	0	53.09	-	-	-	-	68.2	-15.11	266	187	V

* - indicates frequency in CFR47 Pt 15 / IC RSS-Restricted Band
 PK-U - U-NII: Maximum Peak
 ADR - U-NII AD primary method, RMS average

9.1.5. TX ABOVE 1 GHz 802.11a 2TX CDD MODE IN THE 5.3 GHz BAND

BANDEGE (HIGH CHANNEL)

HORIZONTAL RESULT



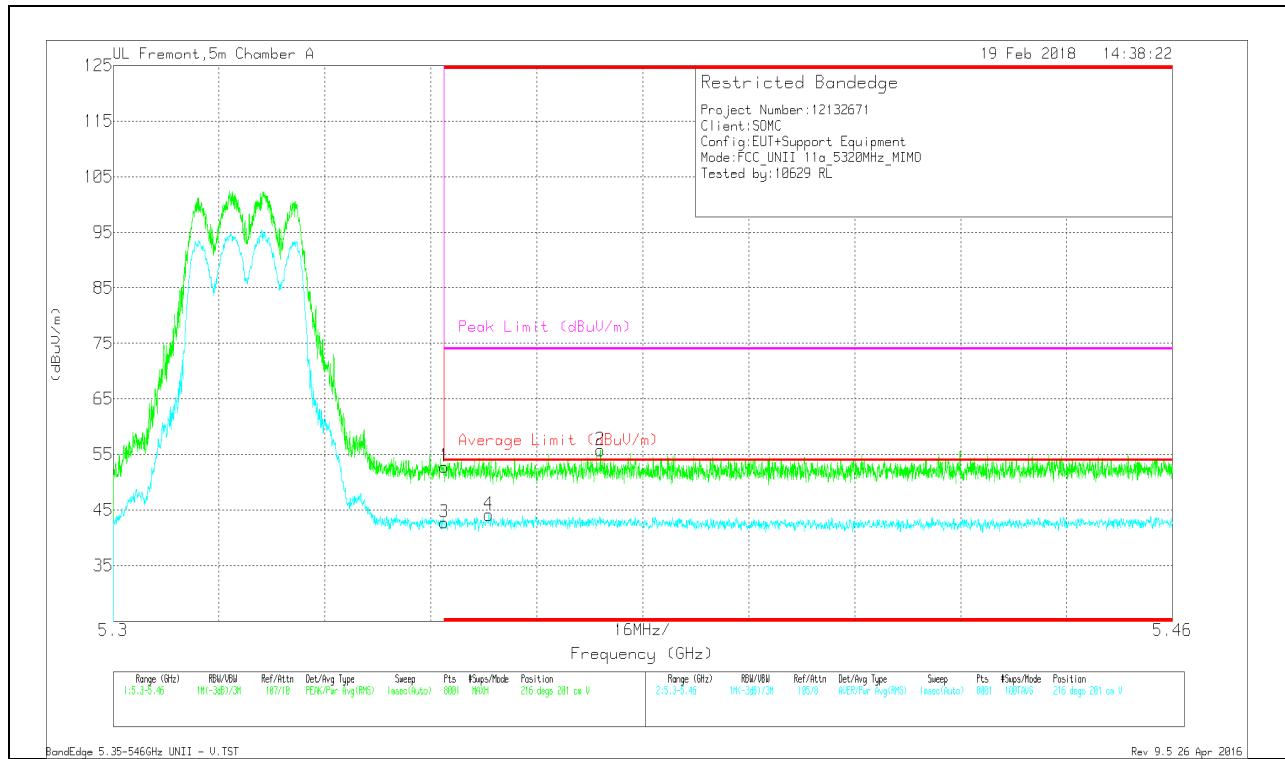
Marker	Frequency (GHz)	Meter Reading (dBUV)	Det	AF T862 (dB/m)	Amp/Cbl/Filtr/Pad (dB)	Corrected Reading (dBUV/m)	Average Limit (dBUV/m)	Margin (dB)	Peak Limit (dBUV/m)	PK Margin (dB)	Azimuth (Degs)	Height (cm)	Polarity
1	* 5.35	35.32	Pk	34.6	-18.3	51.62	-	-	74	-22.38	99	238	H
3	* 5.35	26.65	RMS	34.6	-18.3	42.95	54	-11.05	-	-	99	238	H
4	* 5.372	28.35	RMS	34.6	-18.3	44.65	54	-9.35	-	-	99	238	H
2	* 5.421	39.5	Pk	34.7	-18.4	55.8	-	-	74	-18.2	99	238	H

* - indicates frequency in CFR47 Pt 15 / IC RSS-Restricted Band

Pk - Peak detector

RMS - RMS detection

VERTICAL RESULT



Marker	Frequency (GHz)	Meter Reading (dBuV)	Det	AF T862 (dB/m)	Amp/Cbl/Filtr/Pad (dB)	Corrected Reading (dBuV/m)	Average Limit (dBuV/m)	Margin (dB)	Peak Limit (dBuV/m)	PK Margin (dB)	Azimuth (Degs)	Height (cm)	Polarity
1	* 5.35	36.52	Pk	34.6	-18.3	52.82	-	-	74	-21.18	216	201	V
3	* 5.35	26.46	RMS	34.6	-18.3	42.76	54	-11.24	-	-	216	201	V
4	* 5.357	27.87	RMS	34.6	-18.3	44.17	54	-9.83	-	-	216	201	V
2	* 5.374	39.51	Pk	34.6	-18.3	55.81	-	-	74	-18.19	216	201	V

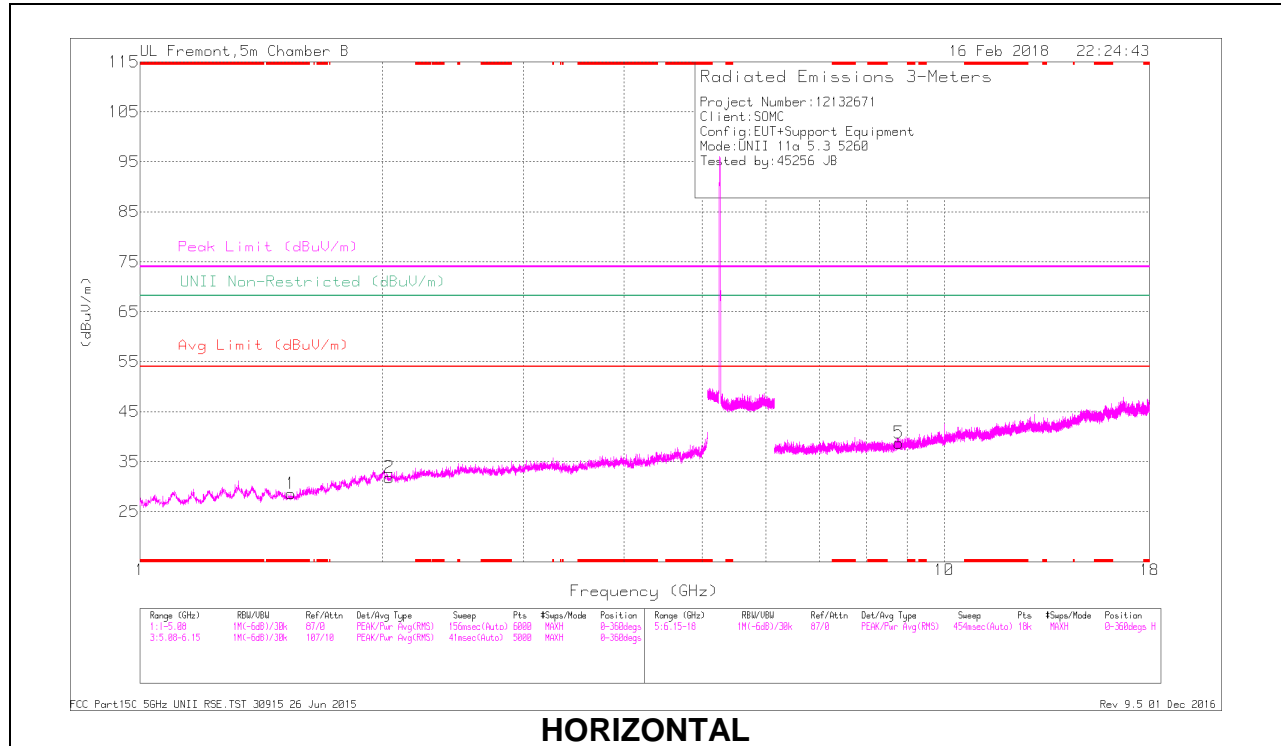
* - indicates frequency in CFR47 Pt 15 / IC RSS-Restricted Band

Pk - Peak detector

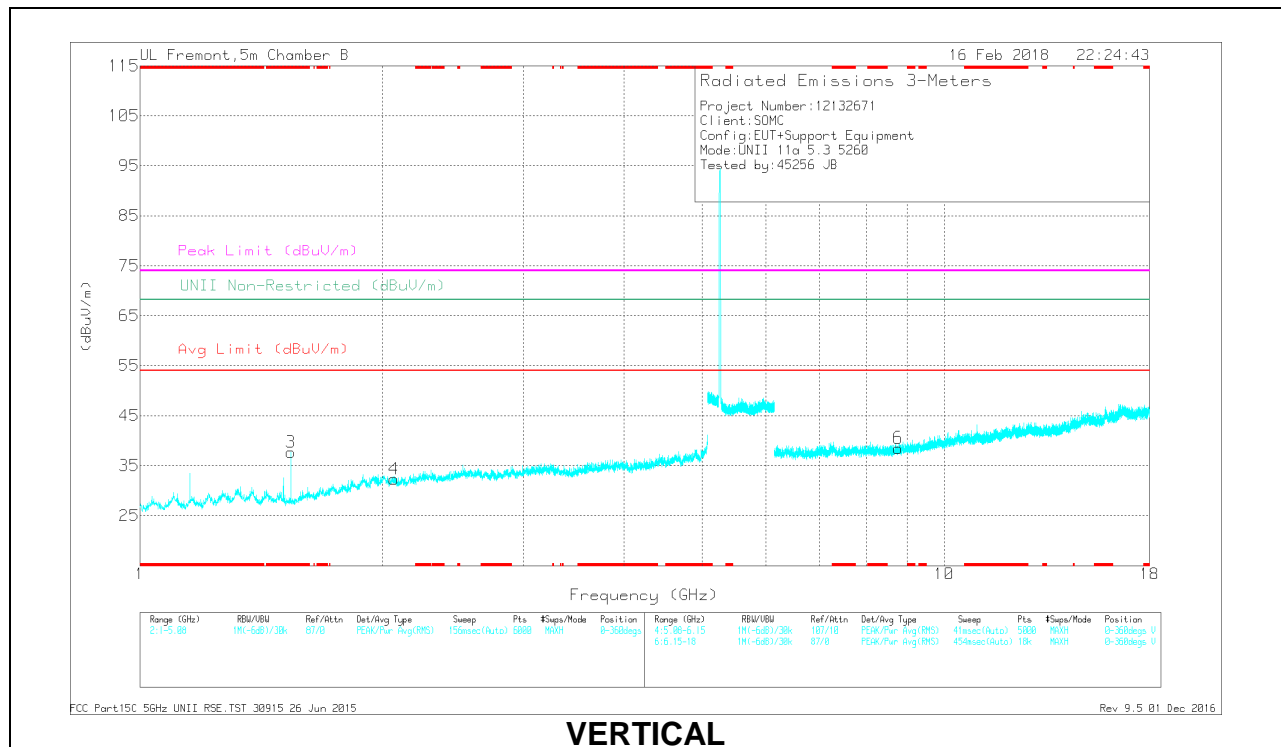
RMS - RMS detection

HARMONICS AND SPURIOUS EMISSIONS

LOW CHANNEL RESULTS



HORIZONTAL



VERTICAL

RADIATED EMISSIONS

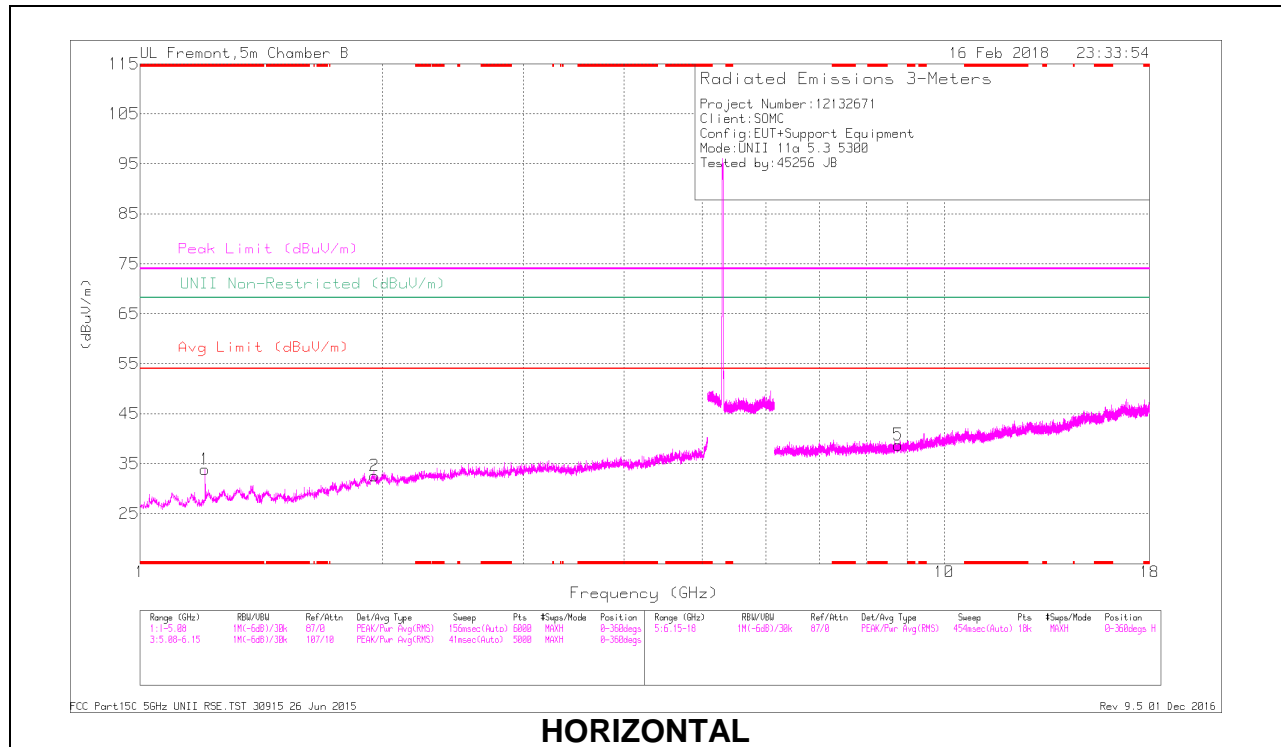
Frequency (GHz)	Meter Reading (dBuV)	Det	AF T863 (dBm)	Amp/Cou/Fiber/Pad (dB)	DC Corr (dB)	Corrected Reading (dBuV/m)	Avg Limit (dBuV/m)	Margin (dB)	Peak Limit (dBuV/m)	PK Margin (dB)	UNII Non-Restricted (dBuV/m)	PK Margin (dB)	Azimuth (Degs)	Height (cm)	Polarity
* 1.539	42.32	PK-U	27.8	-34.5	0	35.62	-	-	74	-38.38	-	-	196	229	H
* 1.539	30.02	ADR	27.8	-34.5	0	23.32	54	-30.68	-	-	-	-	196	229	H
* 1.539	42.11	PK-U	27.8	-34.5	0	35.41	-	-	74	-38.59	-	-	244	108	V
* 1.54	30.08	ADR	27.8	-34.5	0	23.38	54	-30.62	-	-	-	-	244	108	V
2.039	40.49	PK-U	31.4	-33	0	38.89	-	-	-	-	68.2	-29.31	315	164	H
2.068	41.35	PK-U	31.4	-33.5	0	39.25	-	-	-	-	68.2	-28.95	246	167	V
8.765	36.26	PK-U	36.2	-27.3	0	45.16	-	-	-	-	68.2	-23.04	34	204	V
8.777	36.14	PK-U	36.2	-27.3	0	45.04	-	-	-	-	68.2	-23.16	44	319	H

* - indicates frequency in CFR47 Pt 15 / IC RSS-Restricted Band

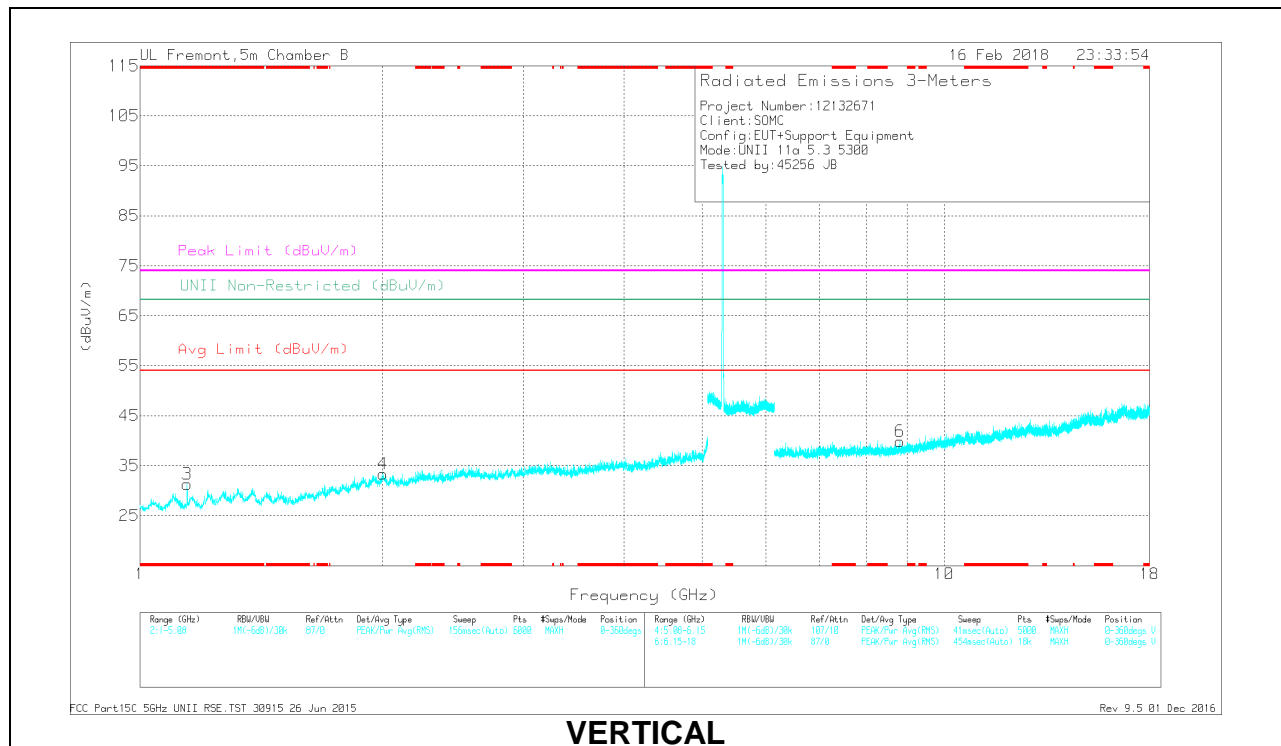
PK-U - U-NII: Maximum Peak

ADR - U-NII AD primary method, RMS average

MID CHANNEL RESULTS



HORIZONTAL



VERTICAL

RADIATED EMISSIONS

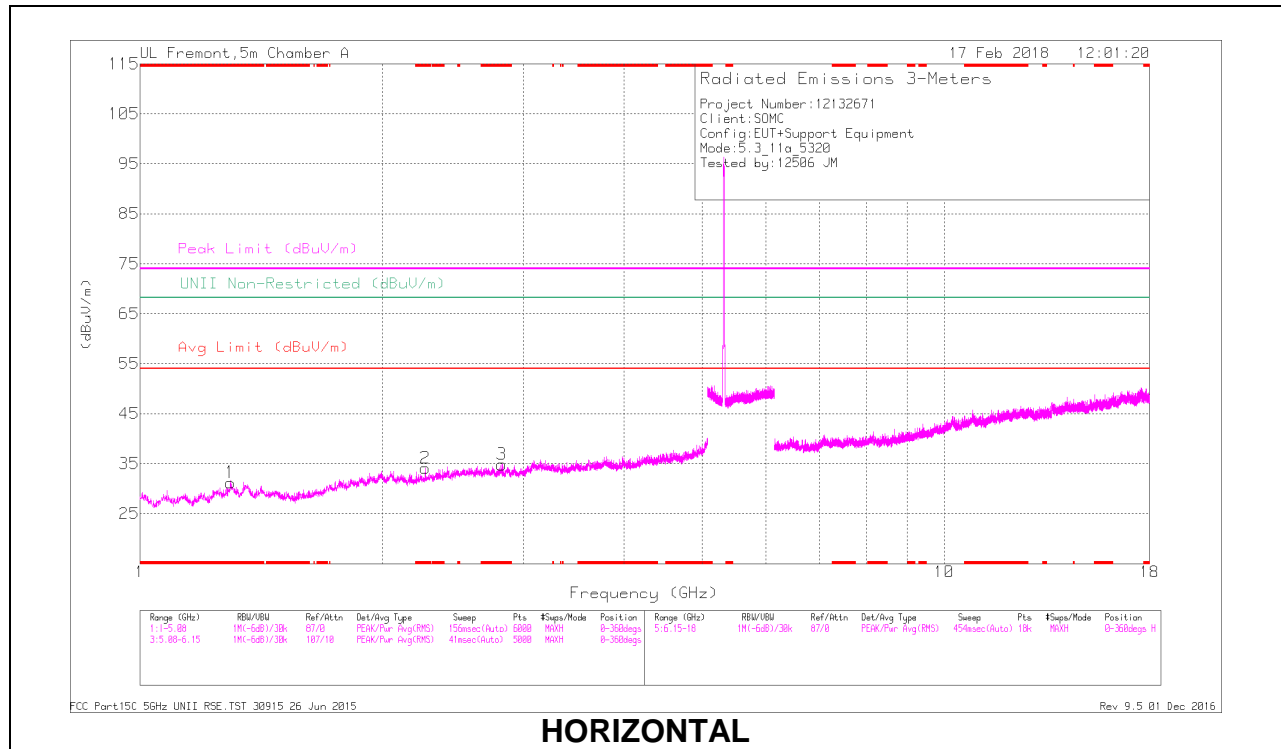
Frequency (GHz)	Meter Reading (dBuV)	Det	AF T863 (dBm)	Amp/Coil/Fiber/Pad (dB)	DC Corr (dB)	Corrected Reading (dBuV/m)	Avg Limit (dBuV/m)	Margin (dB)	Peak Limit (dBuV/m)	PK Margin (dB)	UNII Non-Restricted (dBuV/m)	PK Margin (dB)	Azimuth (Degs)	Height (cm)	Polarity
* 1.206	41.73	PK-U	28.1	-34.7	0	35.13	-	-	74	-38.87	-	-	295	185	H
* 1.206	29.74	ADR	28.1	-34.7	0	23.14	54	-30.86	-	-	-	-	295	185	H
* 1.145	41.87	PK-U	27.5	-34.4	0	34.97	-	-	74	-39.03	-	-	208	332	V
* 1.147	29.56	ADR	27.5	-34.3	0	22.76	54	-31.24	-	-	-	-	208	332	V
1.957	40.75	PK-U	31.1	-32.5	0	39.35	-	-	-	-	68.2	-28.85	243	363	H
2.007	42.51	PK-U	31.3	-32.5	0	41.31	-	-	-	-	68.2	-26.89	8	326	V
8.762	35.95	PK-U	36.2	-27.2	0	44.95	-	-	-	-	68.2	-23.25	40	201	H
8.812	35.87	PK-U	36.1	-26.9	0	45.07	-	-	-	-	68.2	-23.13	217	135	V

* - indicates frequency in CFR47 Pt 15 / IC RSS-Restricted Band

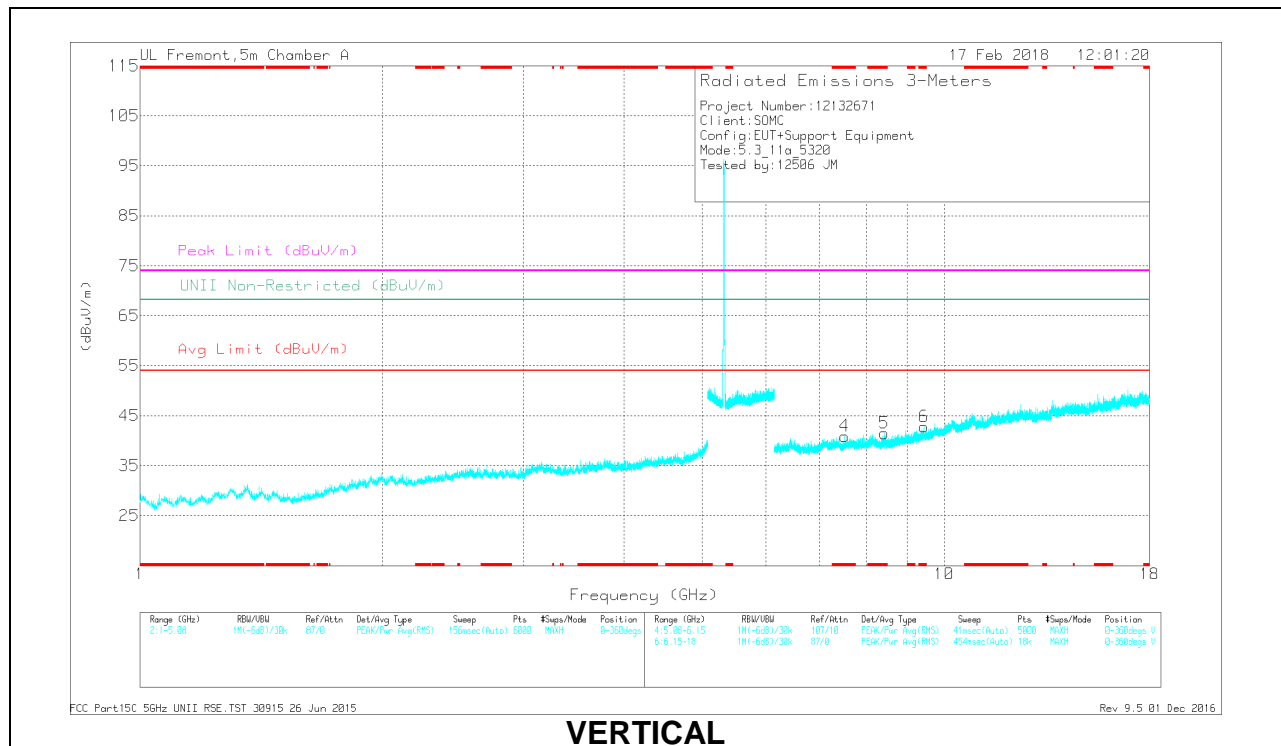
PK-U - U-NII: Maximum Peak

ADR - U-NII AD primary method, RMS average

HIGH CHANNEL RESULTS



HORIZONTAL



VERTICAL

RADIATED EMISSIONS

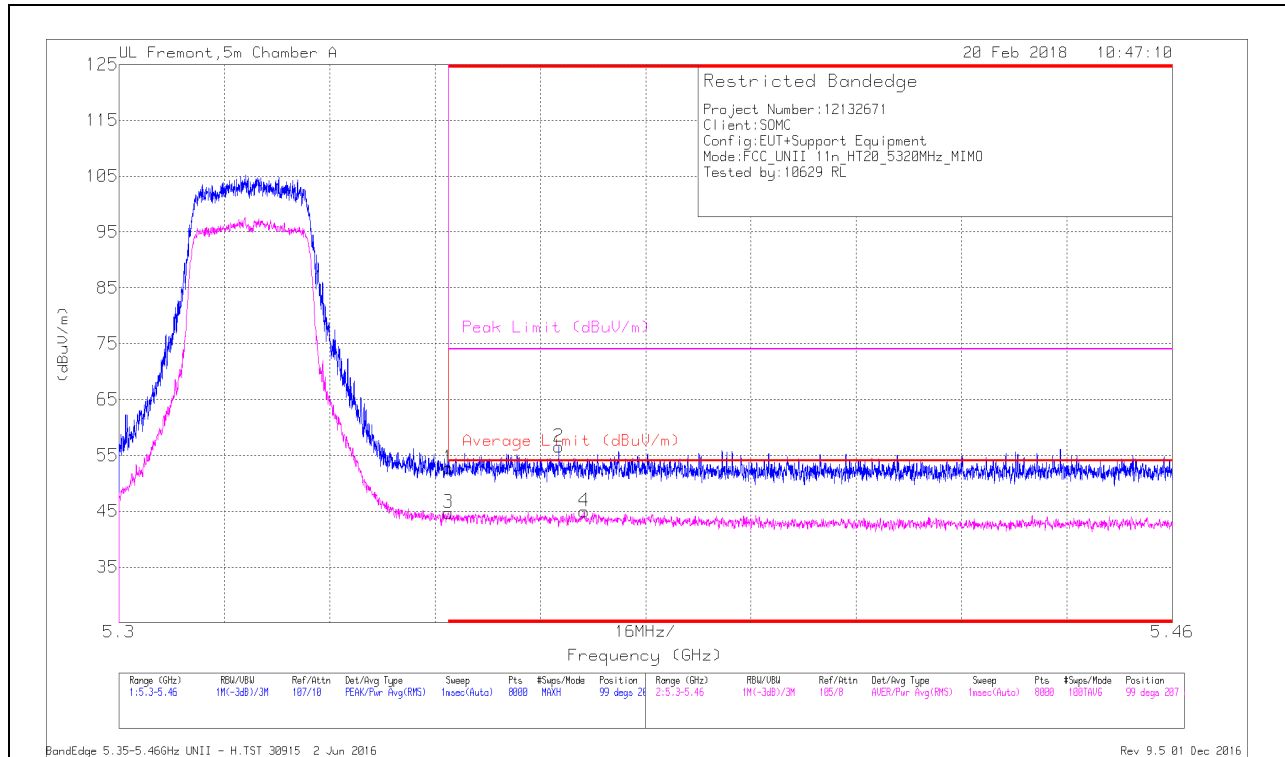
Frequency (GHz)	Meter Reading (dBuV)	Det	AF T862 (dBm)	Amp/Cbl/Ftr/Pad (dB)	DC Corr (dB)	Corrected Reading (dBuV/m)	Avg Limit (dBuV/m)	Margin (dB)	Peak Limit (dBuV/m)	PK Margin (dB)	UNII Non-Restricted (dBuV/m)	PK Margin (dB)	Azimuth (Degs)	Height (cm)	Polarity
* 1.295	39.53	PK-U	29.4	-31.7	0	37.23	-	-	74	-36.77	-	-	279	105	H
* 1.297	27.74	ADR	29.4	-31.8	0	25.54	54	-28.46	-	-	-	-	279	105	H
* 2.264	38.71	PK-U	31.5	-30.8	0	39.41	-	-	74	-34.59	-	-	304	210	H
* 2.265	36.54	ADR	31.5	-30.7	0	27.34	54	-26.66	-	-	-	-	304	210	H
* 2.816	38.09	PK-U	32.2	-29.4	0	40.89	-	-	74	-33.11	-	-	289	120	H
* 2.816	26.32	ADR	32.2	-29.4	0	29.12	54	-24.88	-	-	-	-	289	120	H
* 7.514	33.54	PK-U	35.7	-23.1	0	46.14	-	-	74	-27.86	-	-	294	183	V
* 7.516	22.43	ADR	35.7	-23.1	0	35.03	54	-18.97	-	-	-	-	294	183	V
* 8.423	32.83	PK-U	35.8	-22.5	0	46.13	-	-	74	-27.87	-	-	267	194	V
* 8.424	22.25	ADR	35.8	-22.5	0	33.55	54	-16.45	-	-	-	-	267	194	V
* 9.431	32.29	PK-U	36.7	-21.3	0	47.69	-	-	74	-26.31	-	-	260	184	V
* 9.431	21.67	ADR	36.7	-21.3	0	37.07	54	-16.93	-	-	-	-	260	184	V

* - indicates frequency in CFR47 Pt 15 / IC RSS-Restricted Band
 PK-U - U-NII: Maximum Peak
 ADR - U-NII AD primary method, RMS average

9.1.6. TX ABOVE 1 GHz 802.11n HT20 2TX CDD MODE IN THE 5.3 GHz BAND

BANDEDGE (HIGH CHANNEL)

HORIZONTAL RESULT



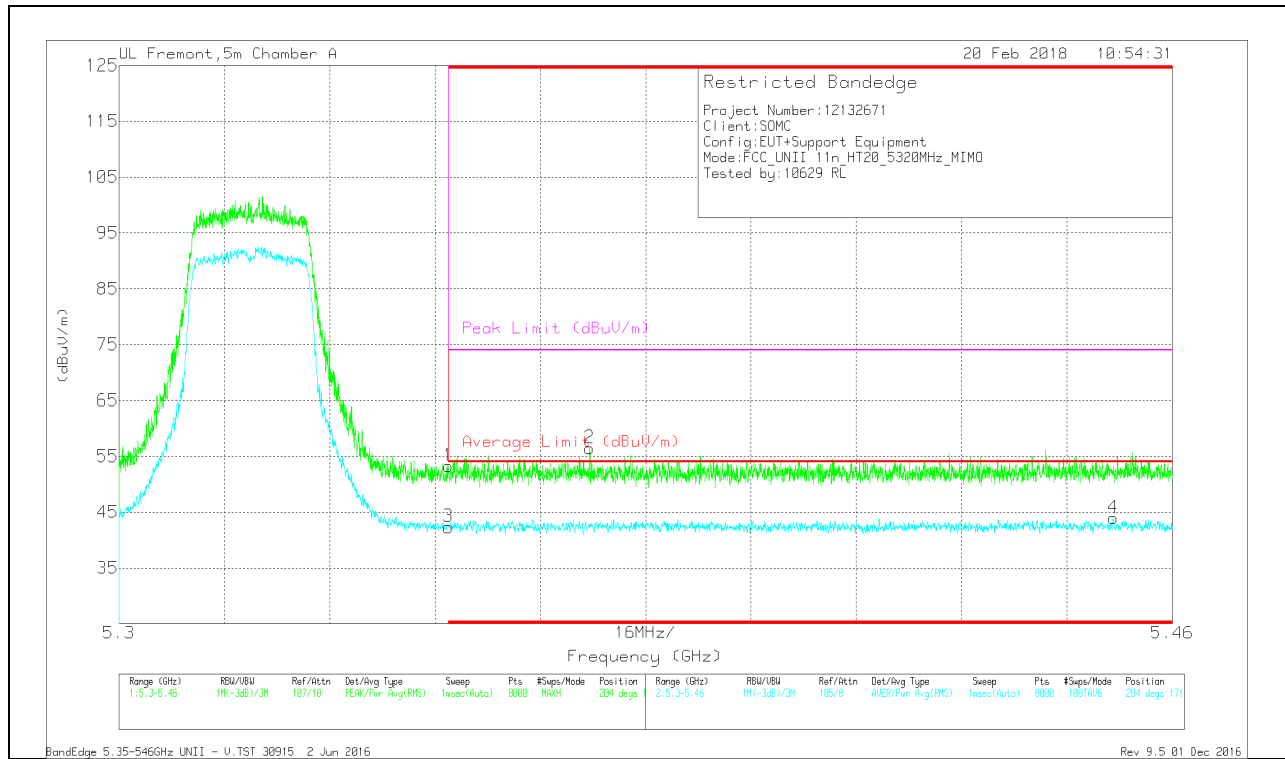
Marker	Frequency (GHz)	Meter Reading (dBuV)	Det	AF T862 (dBm)	Amp/Cbl/Fitr/Pad (dB)	DC Corr (dB)	Corrected Reading (dBuV/m)	Average Limit (dBuV/m)	Margin (dB)	Peak Limit (dBuV/m)	PK Margin (dB)	Azimuth (Degs)	Height (cm)	Polarity
1	* 5.35	36.64	Pk	34.6	-18.5	0	52.74	-	-	74	-21.26	99	207	H
2	* 5.367	40.47	Pk	34.6	-18.5	0	56.57	-	-	74	-17.43	99	207	H
3	* 5.35	28.56	RMS	34.6	-18.5	.09	44.75	54	-9.25	-	-	99	207	H
4	* 5.371	28.8	RMS	34.6	-18.5	.09	44.99	54	-9.01	-	-	99	207	H

* - indicates frequency in CFR47 Pt 15 / IC RSS-Restricted Band

Pk - Peak detector

RMS - RMS detection

VERTICAL RESULT



Marker	Frequency (GHz)	Meter Reading (dBuV)	Det	AF Y862 (dB/m)	Amp/Cal/Filt/Pad (dB)	DC Corr (dB)	Corrected Reading (dBuV/m)	Average Limit (dBuV/m)	Margin (dB)	Peak Limit (dBuV/m)	PK Margin (dB)	Azimuth (Degs)	Height (cm)	Polarity
1	* 5.35	37.14	Pk	34.6	-18.5	0	53.24	-	-	74	-20.76	204	171	V
2	* 5.371	40.25	Pk	34.6	-18.4	0	56.45	-	-	74	-17.55	204	171	V
3	* 5.35	26.15	RMS	34.6	-18.5	.09	42.34	54	-11.66	-	-	204	171	V
4	* 5.451	27.67	RMS	34.7	-18.5	.09	43.96	54	-10.04	-	-	204	171	V

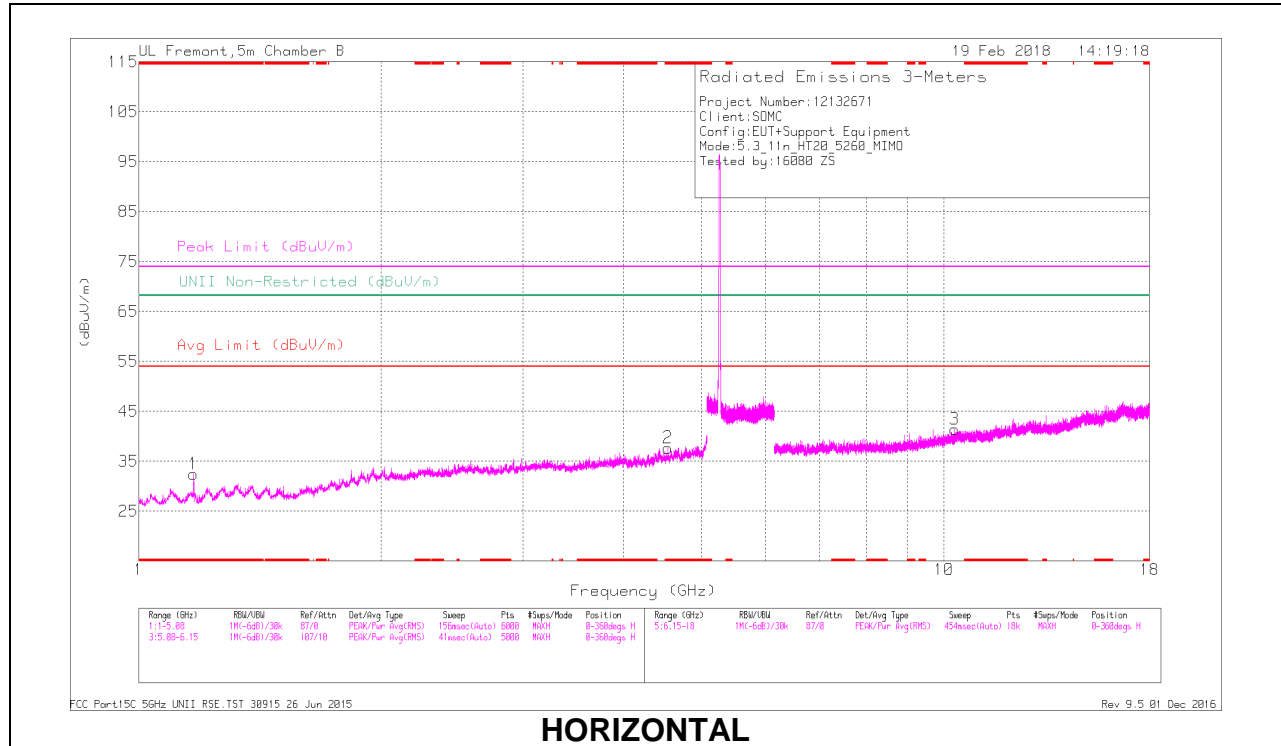
* - indicates frequency in CFR47 Pt 15 / IC RSS-Restricted Band

Pk - Peak detector

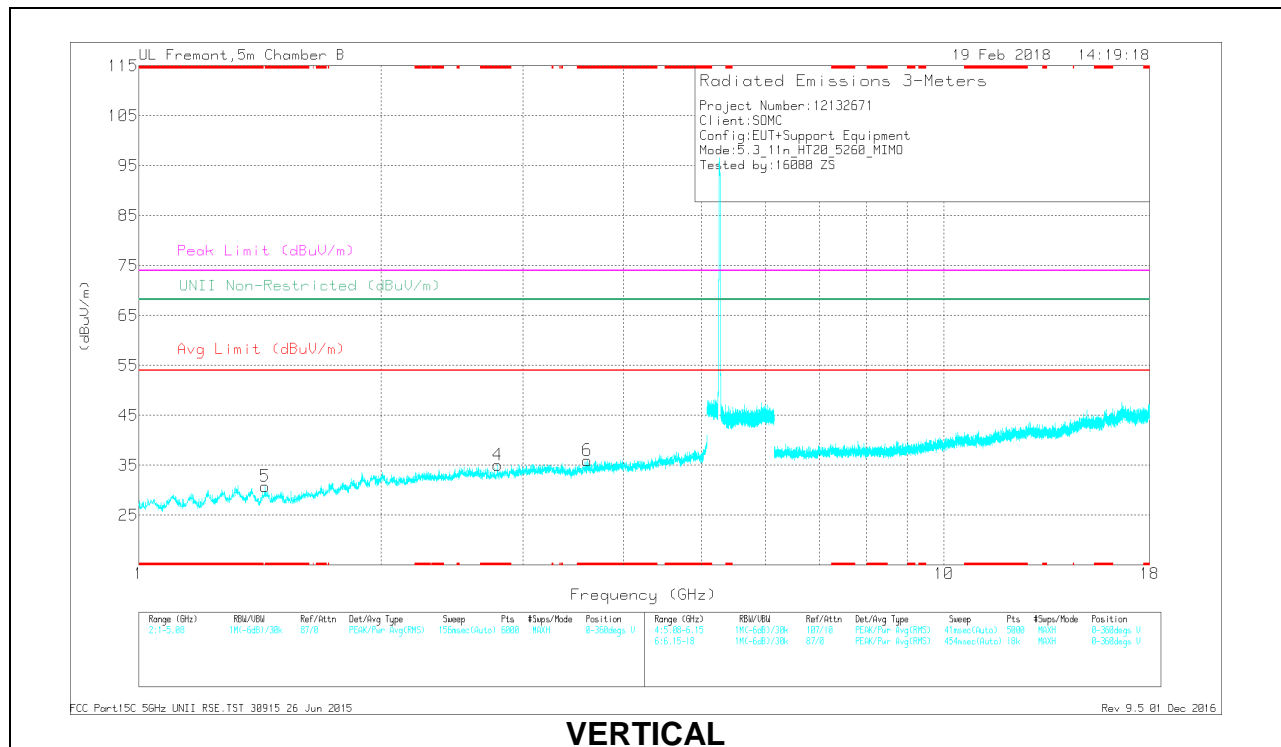
RMS - RMS detection

HARMONICS AND SPURIOUS EMISSIONS

LOW CHANNEL RESULTS



HORIZONTAL



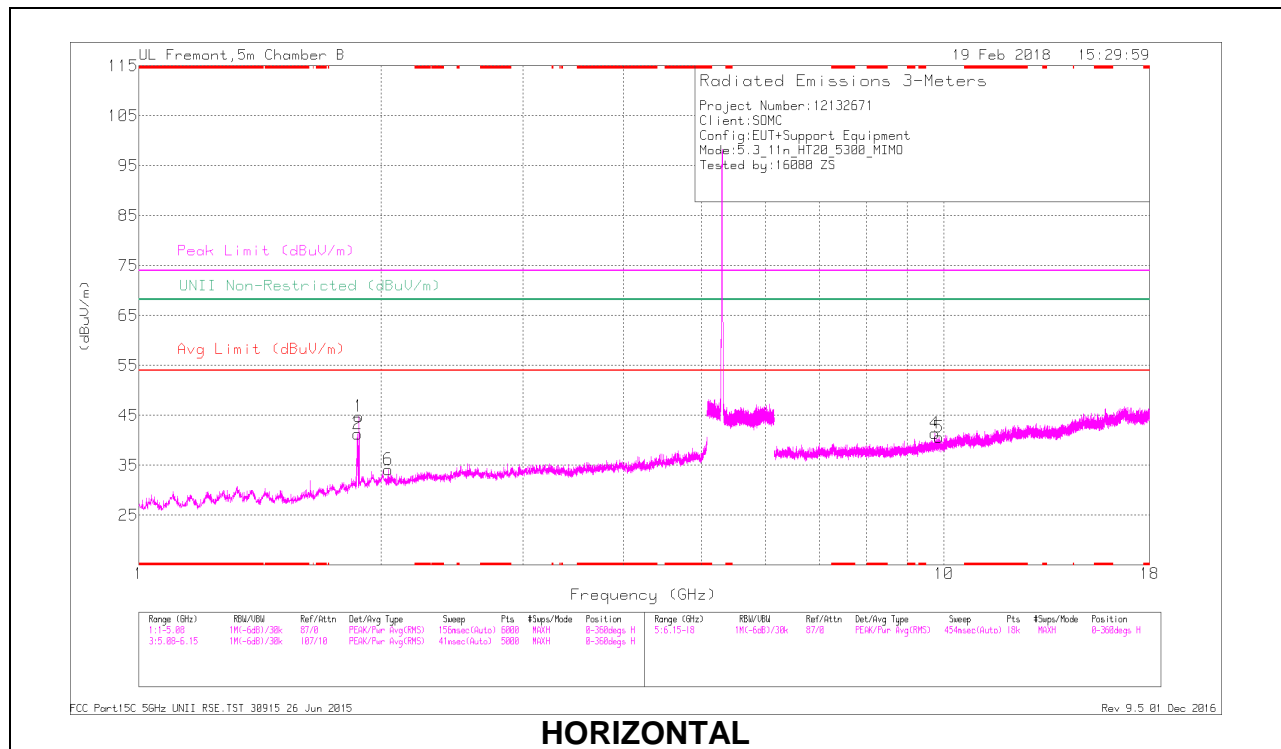
VERTICAL

RADIATED EMISSIONS

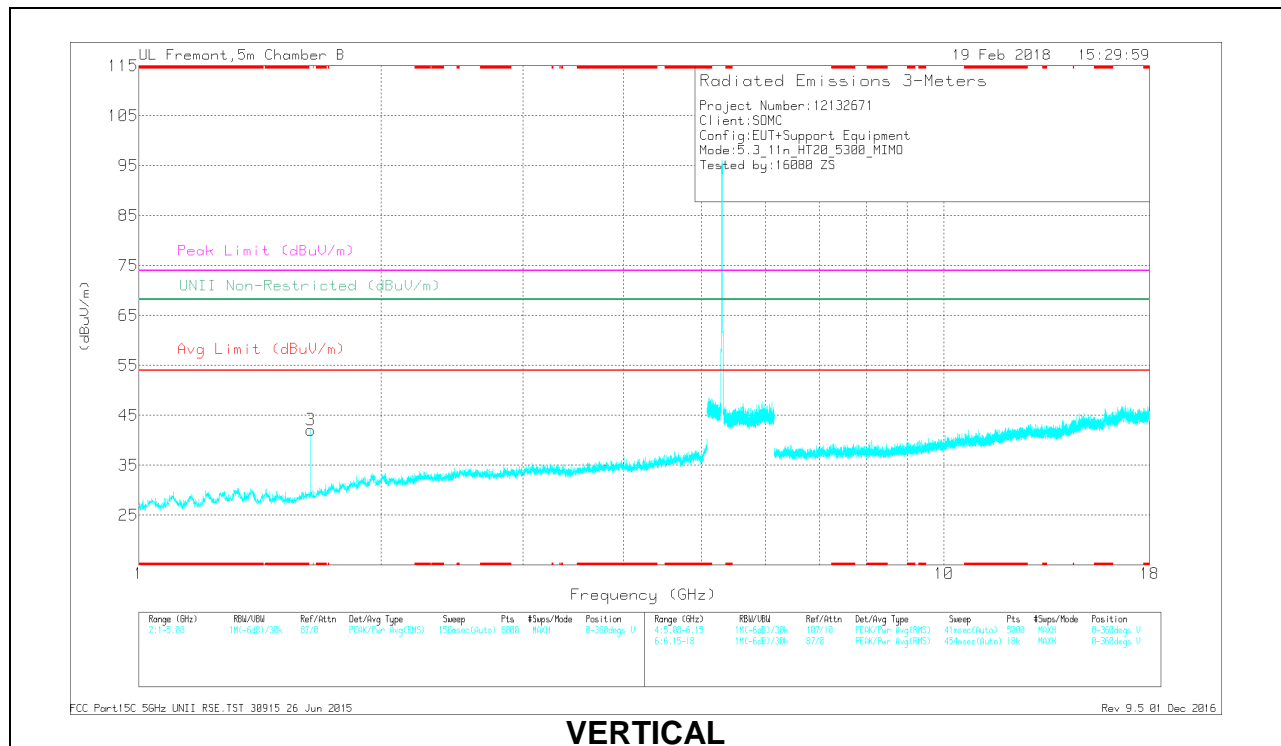
Marker	Frequency (GHz)	Meter Reading (dBuV)	Det	AF T863 (dB/m)	Amp/Cou/Filt/Pad (dB)	DC Corr (dB)	Corrected Reading (dBuV/m)	Avg Limit (dBuV/m)	Margin (dB)	Peak Limit (dBuV/m)	PK Margin (dB)	UNII Non-Restricted (dBuV/m)	PK Margin (dB)	Azimuth (Degs)	Height (cm)	Polarity
1	* 1.168	42.25	PK-U	27.7	-34.5	0	35.45	-	-	74	-38.55	-	-	320	363	H
	* 1.168	30.15	ADR	27.7	-34.5	.09	23.44	54	-30.56	-	-	-	-	320	363	H
2	* 4.536	39.99	PK-U	34.1	-31.1	0	42.99	-	-	74	-31.01	-	-	21	274	H
	* 4.537	28.42	ADR	34.1	-31.1	.09	31.51	54	-22.49	-	-	-	-	21	274	H
4	* 2.792	41.54	PK-U	32.4	-32.7	0	41.24	-	-	74	-32.76	-	-	44	374	V
	* 2.791	28.86	ADR	32.4	-32.7	.09	28.65	54	-25.35	-	-	-	-	44	374	V
5	* 1.386	41.87	PK-U	28.4	-33.8	0	36.47	-	-	74	-37.53	-	-	131	239	V
	* 1.381	30.86	ADR	28.4	-33.7	.09	25.65	54	-28.35	-	-	-	-	131	239	V
6	* 3.605	40.47	PK-U	33.2	-31.9	0	41.77	-	-	74	-32.23	-	-	113	242	V
	* 3.605	28.49	ADR	33.2	-31.9	.09	29.87	54	-24.13	-	-	-	-	113	242	V
3	10.31	34.64	PK-U	37.5	-25.4	0	46.74	-	-	-	-	68.2	-21.46	41	316	H

* - indicates frequency in CFR47 Pt 15 / IC RSS-Restricted Band
 PK-U - U-NII: Maximum Peak
 ADR - U-NII AD primary method, RMS average

MID CHANNEL RESULTS



HORIZONTAL



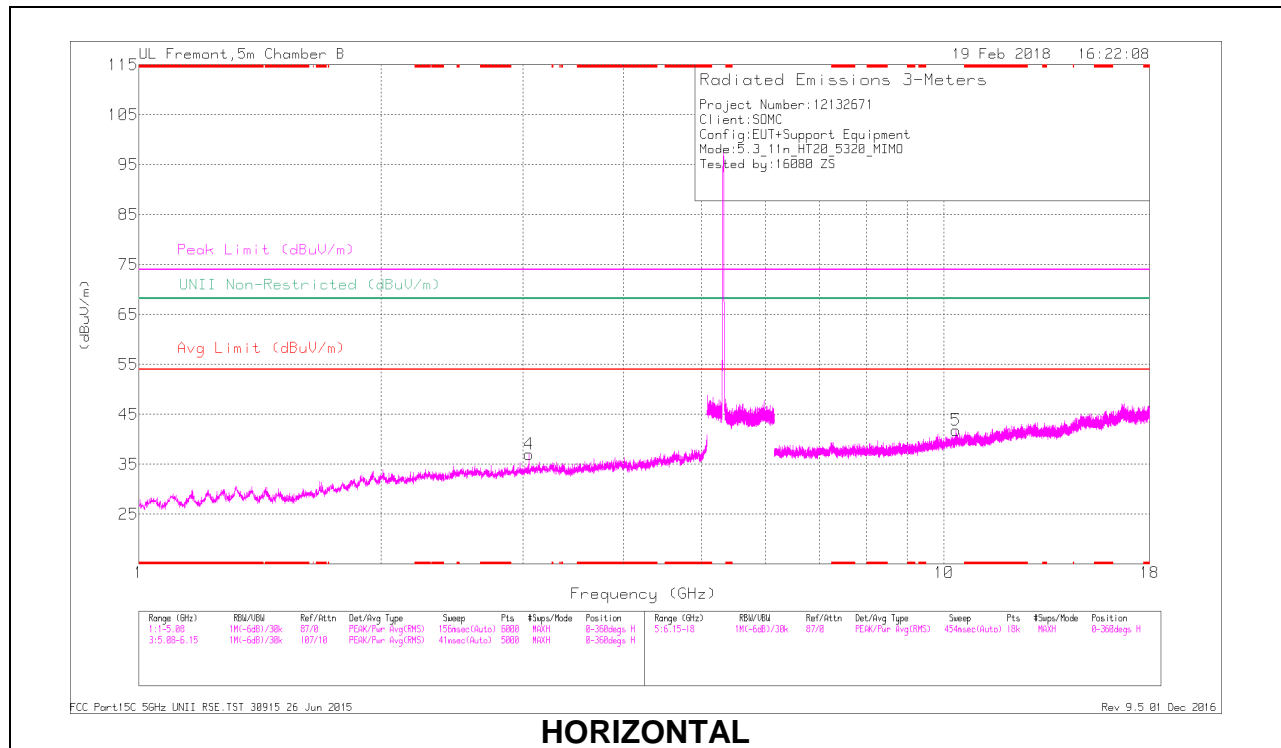
VERTICAL

RADIATED EMISSIONS

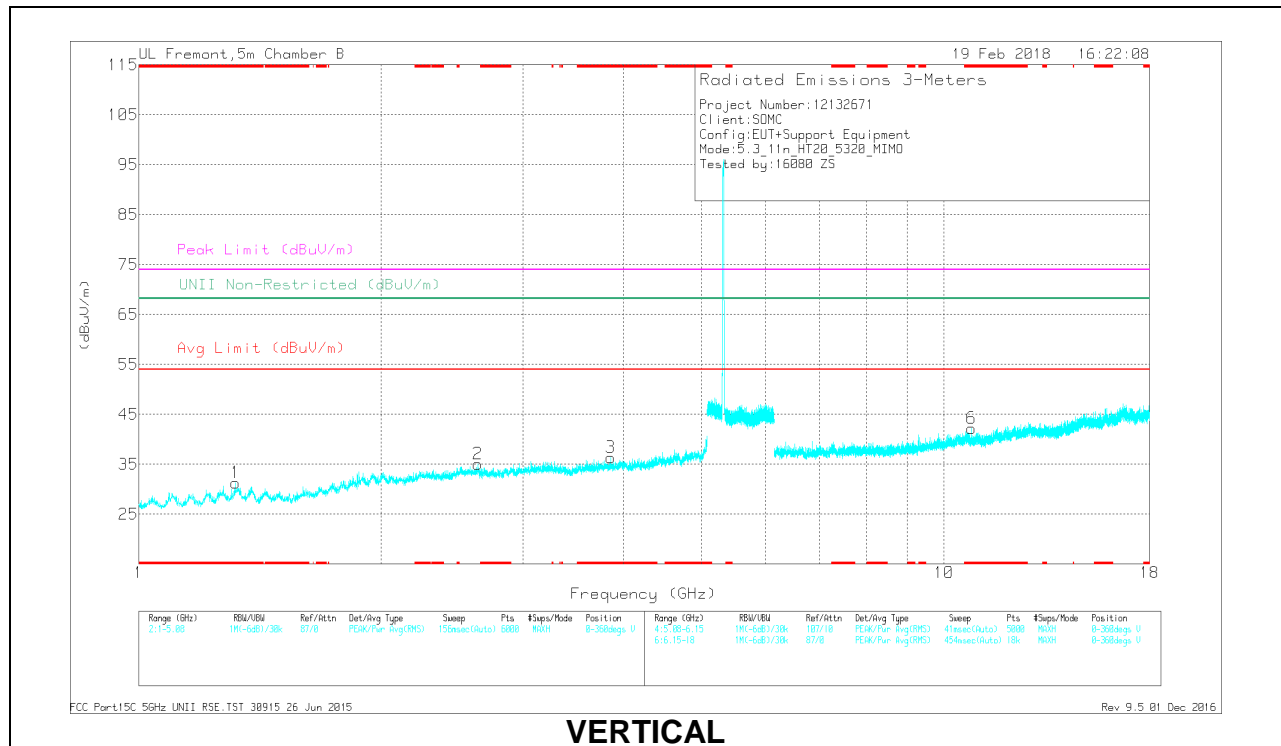
Frequency (GHz)	Meter Reading (dBuV)	Det	AF 1863 (dB/m)	Amp/Coil/Filt/Pad (dB)	DC Corr (dB)	Corrected Reading (dBuV/m)	Avg Limit (dBuV/m)	Margin (dB)	Peak Limit (dBuV/m)	PK Margin (dB)	UNII Non-Restricted (dBuV/m)	PK Margin (dB)	Azimuth (Deg)	Height (m)	Polarity
1.635	41.13	PK-U	28.5	-33.4	0	36.23	-	-	-	-	68.2	-31.07	186	227	V
1.868	51.21	PK-U	30.9	-33.6	0	48.51	-	-	-	-	68.2	-19.69	127	358	H
1.877	48.91	PK-U	30.9	-33.4	0	46.41	-	-	-	-	68.2	-21.79	83	333	H
2.04	40.22	PK-U	31.4	-33	0	38.62	-	-	-	-	68.2	-29.58	95	235	H
9.744	34.86	PK-U	36.9	-25.8	0	45.96	-	-	-	-	68.2	-22.24	360	387	H
9.853	34.35	PK-U	37	-25.1	0	46.25	-	-	-	-	68.2	-21.95	0	272	H

PK-U - U-NII: Maximum Peak

HIGH CHANNEL RESULTS



HORIZONTAL



VERTICAL

RADIATED EMISSIONS

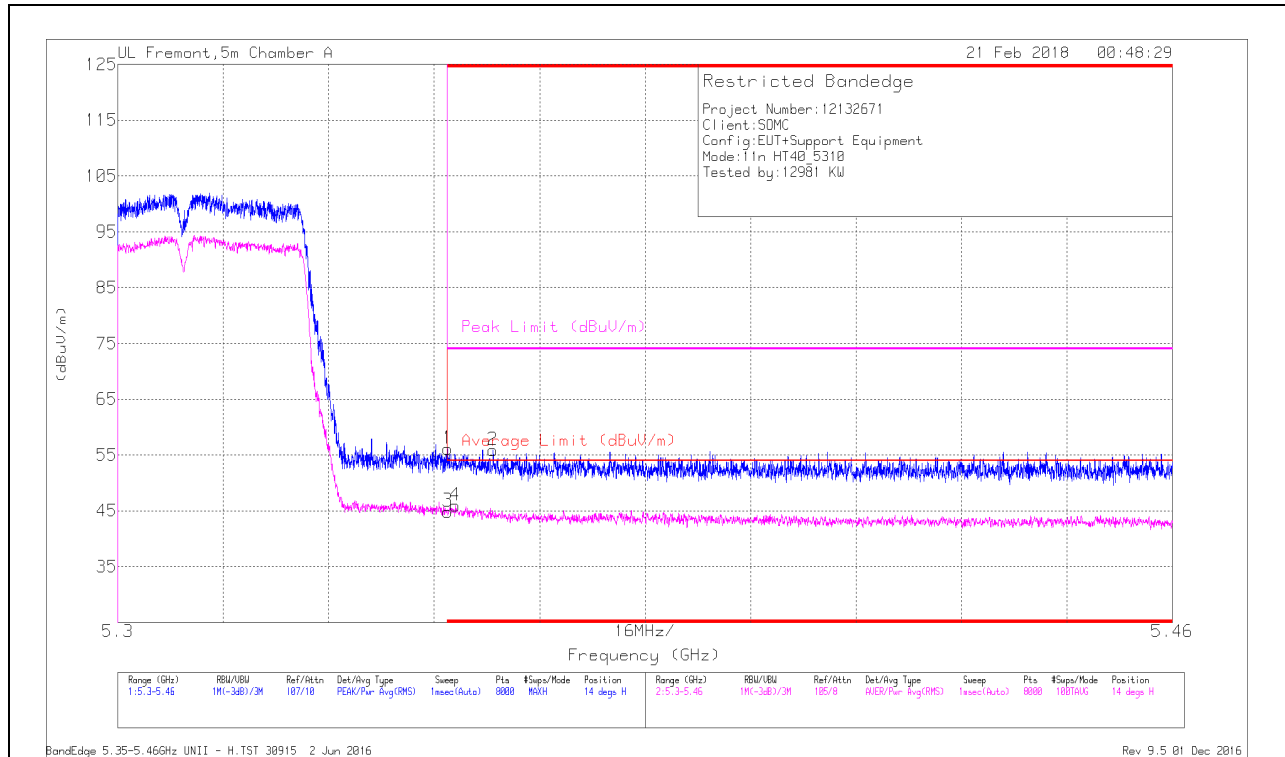
Marker	Frequency (GHz)	Meter Reading (dBuV)	Det	AF T863 (dB/m)	Amp/Clf/Filt/Pad (dB)	DC Corr (dB)	Corrected Reading (dBuV/m)	Avg Limit (dBuV/m)	Margin (dB)	Peak Limit (dBuV/m)	PK Margin (dB)	UNII Non-Restricted (dBuV/m)	PK Margin (dB)	Azimuth (Degs)	Height (cm)	Polarity
1	* 1.319	42.24	PK-U	28.9	-34.1	0	37.04	-	-	74	-36.96	-	-	41	136	V
	* 1.32	30.75	ADR	28.9	-34.1	.09	25.64	54	-28.36	-	-	-	-	41	136	V
3	* 3.856	40.46	PK-U	33.5	-31.7	0	42.26	-	-	74	-31.74	-	-	234	168	V
	* 3.857	29.14	ADR	33.5	-31.6	.09	31.13	54	-22.87	-	-	-	-	234	168	V
6	* 10.821	34.76	PK-U	37.7	-24.5	0	47.96	-	-	74	-26.04	-	-	210	155	V
	* 10.823	22.41	ADR	37.7	-24.6	.09	35.6	54	-18.4	-	-	-	-	210	155	V
2	2.634	40.79	PK-U	32.5	-32.2	0	41.09	-	-	-	-	68.2	-27.11	189	155	V
4	3.049	39.86	PK-U	33	-32	0	40.86	-	-	-	-	68.2	-27.34	33	118	H
5	10.343	34.51	PK-U	37.5	-24.7	0	47.31	-	-	-	-	68.2	-20.89	205	162	H

* - indicates frequency in CFR47 Pt 15 / IC RSS-Restricted Band
 PK-U - U-NII: Maximum Peak
 ADR - U-NII AD primary method, RMS average

9.1.7. TX ABOVE 1 GHz 802.11n HT40 2TX CDD MODE IN THE 5.3 GHz BAND

BANDEDGE (HIGH CHANNEL)

HORIZONTAL RESULT



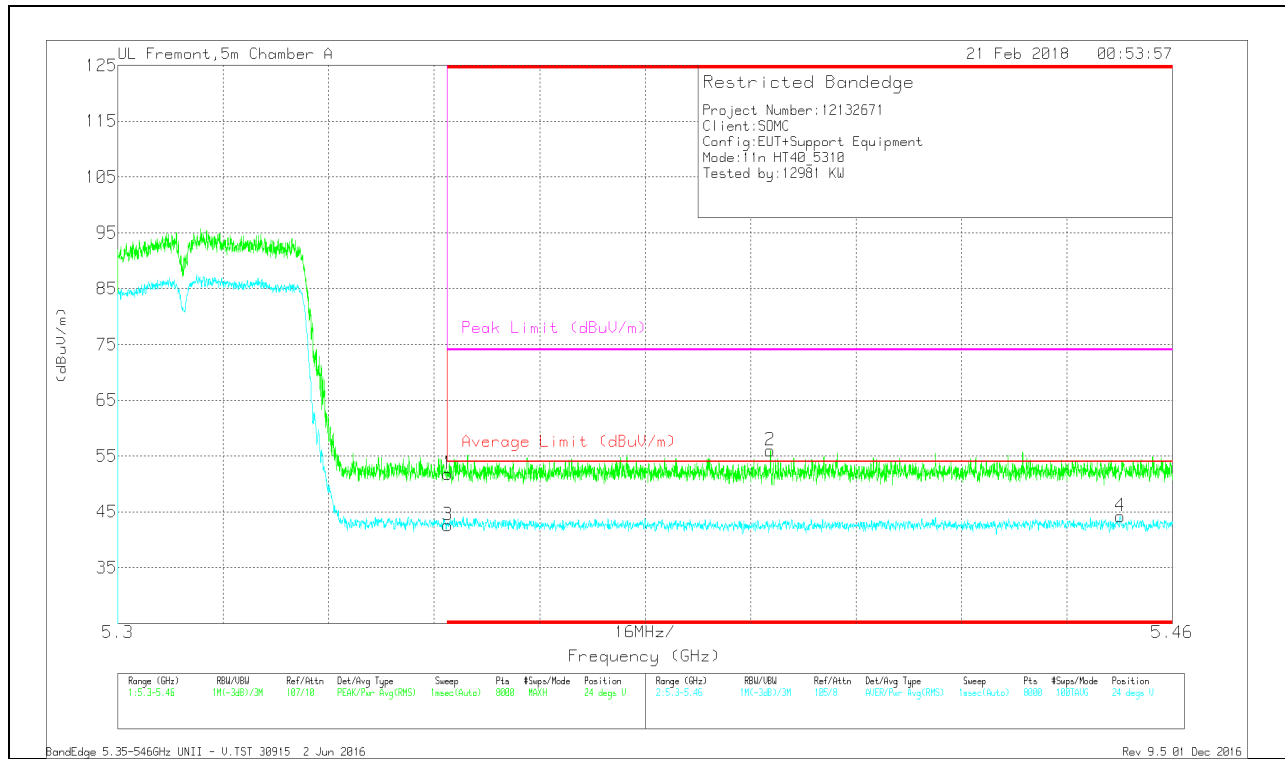
Marker	Frequency (GHz)	Meter Reading (dBuV)	Det	AF T862 (dBm)	Amp/CbW/Ftr/Pad (dB)	DC Corr (dB)	Corrected Reading (dBuV/m)	Average Limit (dBuV/m)	Margin (dB)	Peak Limit (dBuV/m)	PK Margin (dB)	Azimuth (Degs)	Height (cm)	Polarity
1	* 5.35	39.99	Pk	34.6	-18.5	0	56.09	-	-	74	-17.91	14	237	H
3	* 5.35	28.5	RMS	34.6	-18.5	.29	44.89	54	-9.11	-	-	14	237	H
4	* 5.351	29.59	RMS	34.6	-18.5	.29	45.98	54	-8.02	-	-	14	237	H
2	* 5.357	39.75	Pk	34.6	-18.5	0	55.85	-	-	74	-18.15	14	237	H

* - indicates frequency in CFR47 Pt 15 / IC RSS-Restricted Band

Pk - Peak detector

RMS - RMS detection

VERTICAL RESULT

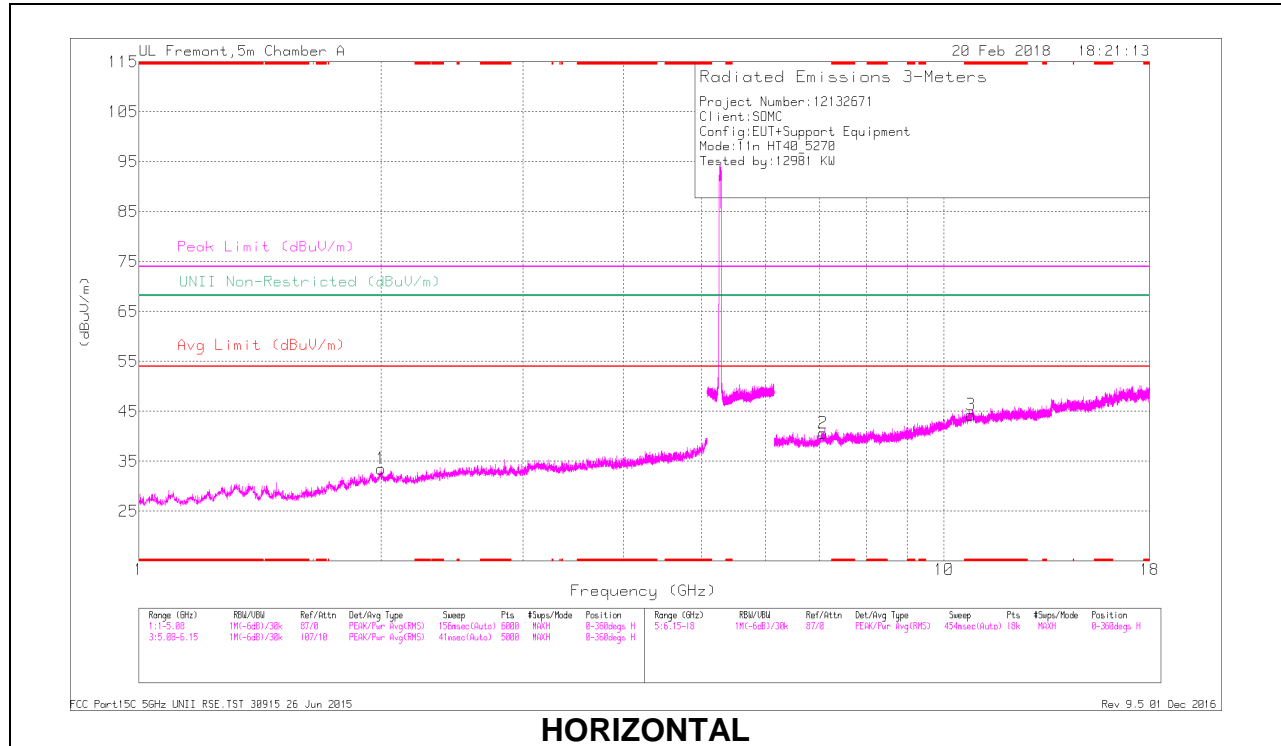


Marker	Frequency (GHz)	Meter Reading (dBuV)	Det	AF Y862 (dB/m)	Amp/CbI/Filt/Pad (dB)	DC Corr (dB)	Corrected Reading (dBuV/m)	Average Limit (dBuV/m)	Margin (dB)	Peak Limit (dBuV/m)	PK Margin (dB)	Azimuth (Degs)	Height (cm)	Polarity
1	* 5.35	35.65	Pk	34.6	-18.5	0	51.75	-	-	74	-22.25	24	113	V
3	* 5.35	26.18	RMS	34.6	-18.5	.29	42.57	54	-11.43	-	-	24	113	V
2	* 5.399	39.9	Pk	34.6	-18.5	0	56	-	-	74	-18	24	113	V
4	* 5.452	27.67	RMS	34.7	-18.5	.29	44.16	54	-9.84	-	-	24	113	V

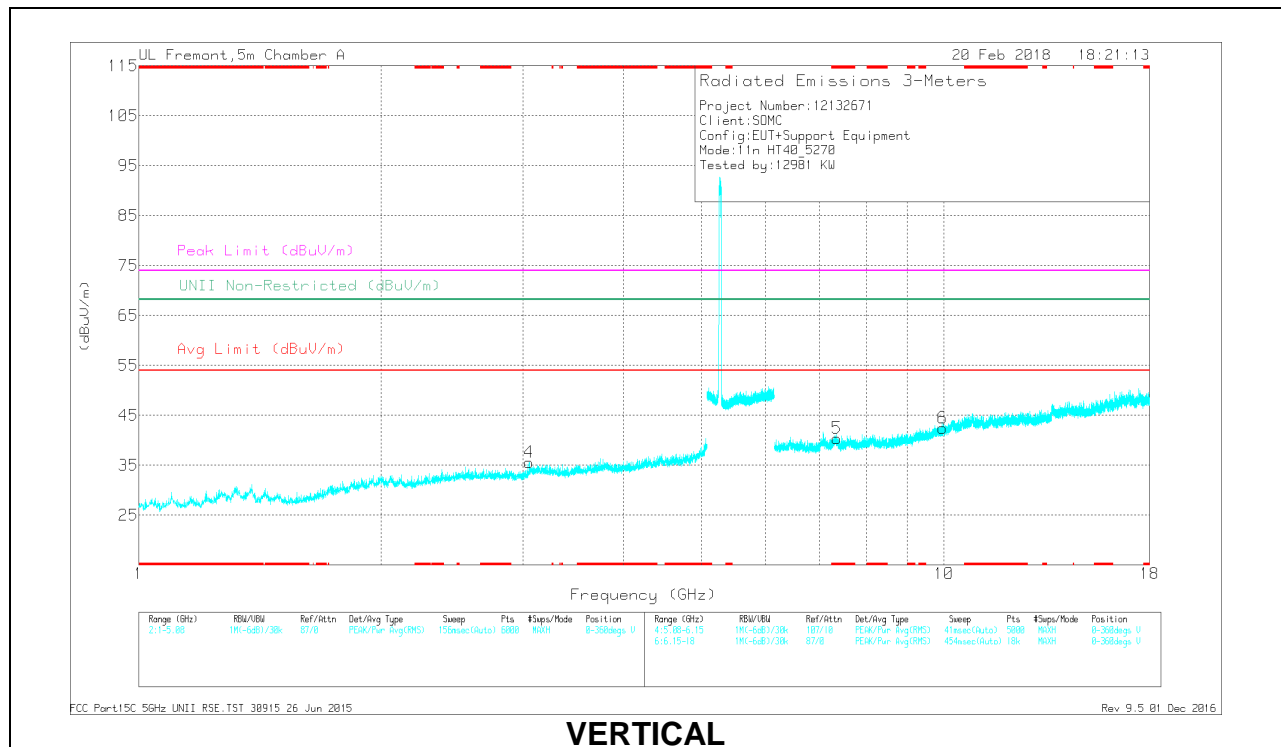
* - indicates frequency in CFR47 Pt 15 / IC RSS-Restricted Band
 Pk - Peak detector
 RMS - RMS detection

HARMONICS AND SPURIOUS EMISSIONS

LOW CHANNEL RESULTS



HORIZONTAL



VERTICAL

RADIATED EMISSIONS

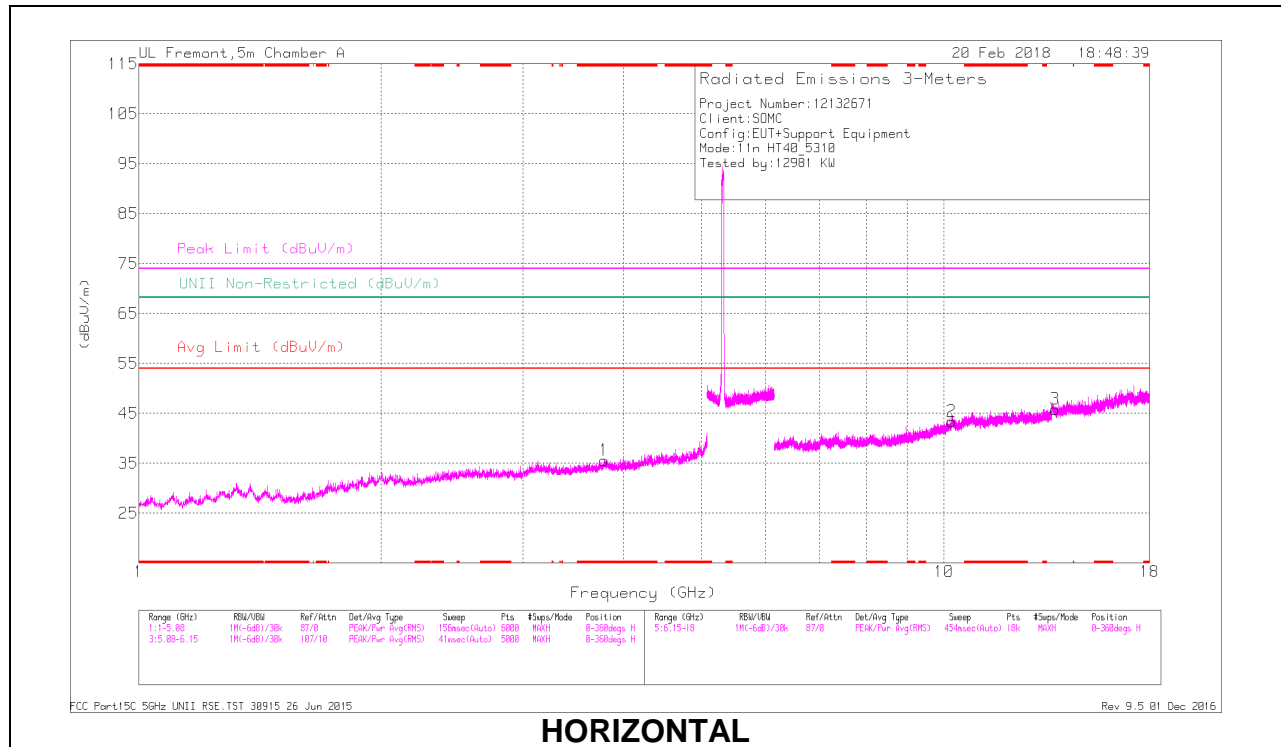
Frequency (GHz)	Meter Reading (dBuV)	Det	AF 1862 (dB/m)	Amp/Cb/Filt/Pad (dB)	DC Corr (dB)	Corrected Reading (dBuV/m)	Arg Limit (dBuV/m)	Margin (dB)	Peak Limit (dBuV/m)	PK Margin (dB)	UNII Non-Restricted (dBuV/m)	PK Margin (dB)	Azimuth (Degs)	Height (cm)	Polarity
* 10.799	32.19	PK-U	37.8	-19.4	0	50.59	-	-	74	-23.41	-	-	99	183	H
* 10.799	21.22	ADR	37.8	-19.4	29	39.91	54	-14.09	-	-	-	-	99	183	H
* 7.359	33.35	PK-U	35.7	-22.2	0	48.85	-	-	74	-27.15	-	-	125	171	V
* 7.36	22.28	ADR	35.7	-22.2	29	36.07	54	-17.93	-	-	-	-	125	171	V
1.998	39.41	PK-U	31.4	-30.9	0	39.91	-	-	-	-	68.2	-28.29	96	142	H
3.053	38.42	PK-U	32.8	-29.7	0	41.52	-	-	-	-	68.2	-26.68	126	233	V
7.073	33.65	PK-U	35.7	-22.6	0	46.75	-	-	-	-	68.2	-21.45	223	163	H
9.958	32.38	PK-U	37.2	-20.8	0	48.78	-	-	-	-	68.2	-19.42	140	113	V

* - indicates frequency in CFR47 Pt 15 / IC RSS-Restricted Band

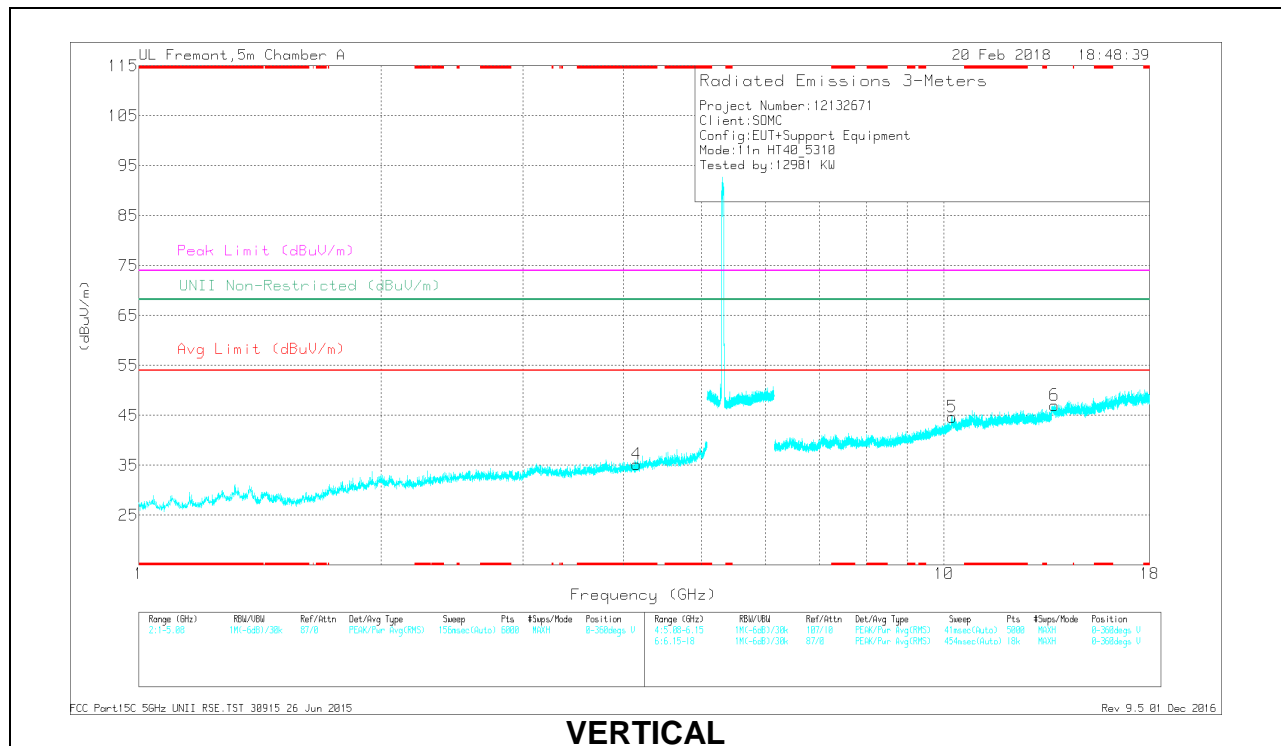
PK-U - U-NII: Maximum Peak

ADR - U-NII AD primary method, RMS average

HIGH CHANNEL RESULTS



HORIZONTAL



VERTICAL

RADIATED EMISSIONS

Frequency (GHz)	Meter Reading (dBuV)	Det	AF T862 (dBm)	Amp/Cbl/Ftr/Pad (dB)	DC Corr (dB)	Corrected Reading (dBuV/m)	Avg Limit (dBuV/m)	Margin (dB)	Peak Limit (dBuV/m)	PK Margin (dB)	UNII Non-Restricted (dBuV/m)	PK Margin (dB)	Azimuth (Degs)	Height (cm)	Polarity
* 3.779	37.64	PK-U	33.2	-28.6	0	42.24	-	-	74	-31.76	-	-	112	122	H
* 3.78	26.37	ADR	33.2	-28.6	.29	31.26	54	-22.74	-	-	-	-	112	122	H
* 4.149	37.01	PK-U	33.4	-28.7	0	41.71	-	-	74	-32.29	-	-	88	149	V
* 4.151	26.09	ADR	33.4	-28.6	.29	31.18	54	-22.82	-	-	-	-	88	149	V
10.221	33.36	PK-U	37.5	-19.6	0	51.26	-	-	-	-	68.2	-16.94	231	230	H
10.24	31.97	PK-U	37.5	-19.1	0	50.37	-	-	-	-	68.2	-17.83	320	125	V
13.714	33.08	PK-U	39.3	-19.4	0	52.98	-	-	-	-	68.2	-15.22	128	140	V
13.736	32.37	PK-U	39.3	-19.4	0	52.27	-	-	-	-	68.2	-15.93	116	205	H

* - indicates frequency in CFR47 Pt 15 / IC RSS-Restricted Band

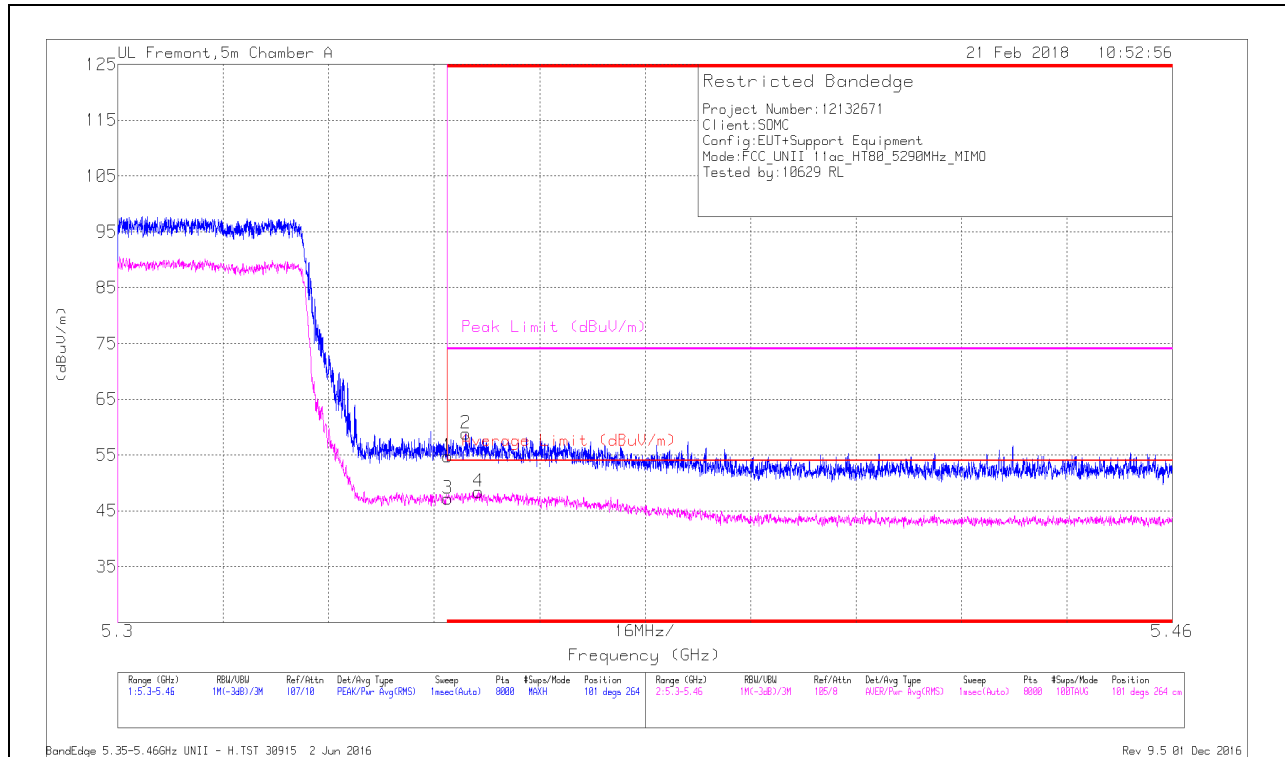
PK-U - U-NII: Maximum Peak

ADR - U-NII AD primary method, RMS average

9.1.8. TX ABOVE 1 GHz 802.11ac VHT80 2TX CDD MODE IN THE 5.3 GHz BAND

BANDEDGE (MID CHANNEL)

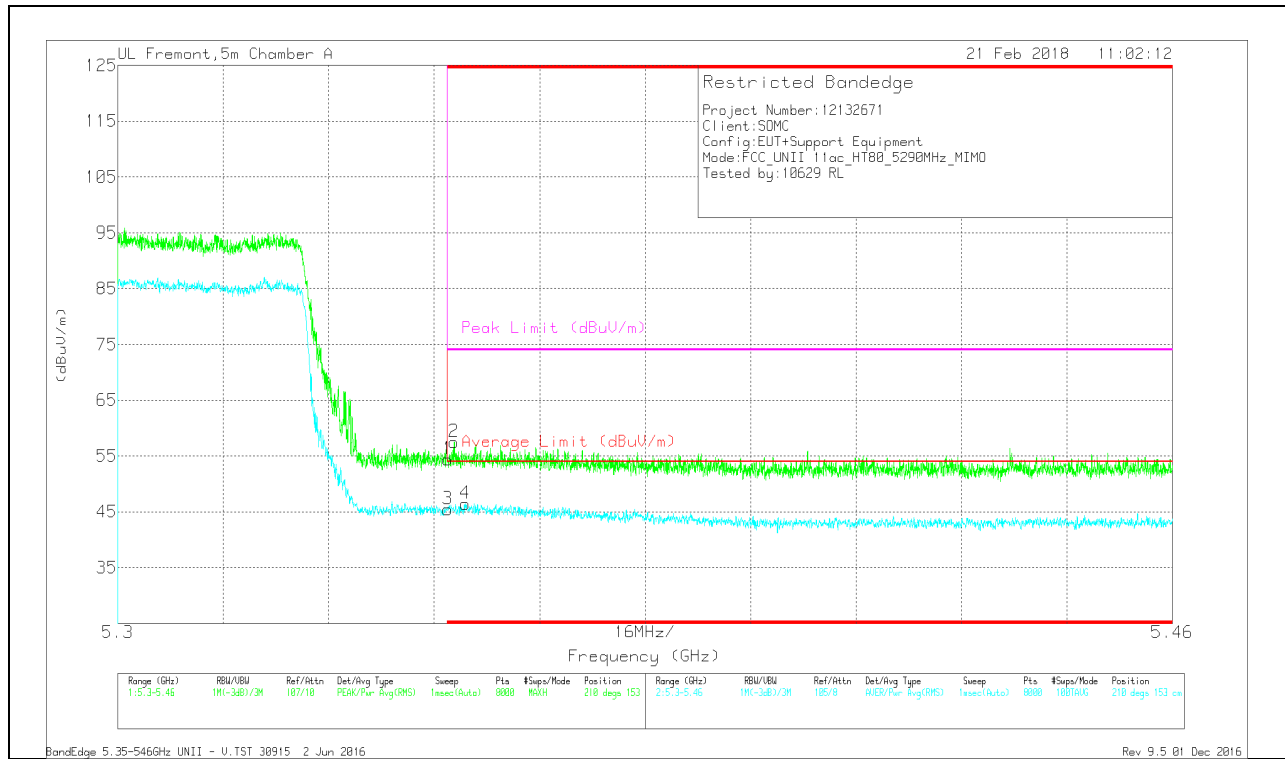
HORIZONTAL RESULT



Marker	Frequency (GHz)	Meter Reading (dBuV)	Det	AF T862 (dBm)	Amp/Cbl/Filtr/Pad (dB)	DC Corr (dB)	Corrected Reading (dBuV/m)	Average Limit (dBuV/m)	Margin (dB)	Peak Limit (dBuV/m)	PK Margin (dB)	Azimuth (Degs)	Height (cm)	Polarity
1	* 5.35	38.71	Pk	34.6	-18.5	0	54.81	-	-	74	-19.19	101	264	H
2	* 5.353	42.8	Pk	34.6	-18.5	0	58.9	-	-	74	-15.1	101	264	H
3	* 5.35	30.57	RMS	34.6	-18.5	.53	47.2	54	-6.8	-	-	101	264	H
4	* 5.355	31.81	RMS	34.6	-18.5	.53	48.44	54	-5.56	-	-	101	264	H

* - indicates frequency in CFR47 Pt 15 / IC RSS-Restricted Band
 Pk - Peak detector
 RMS - RMS detection

VERTICAL RESULT

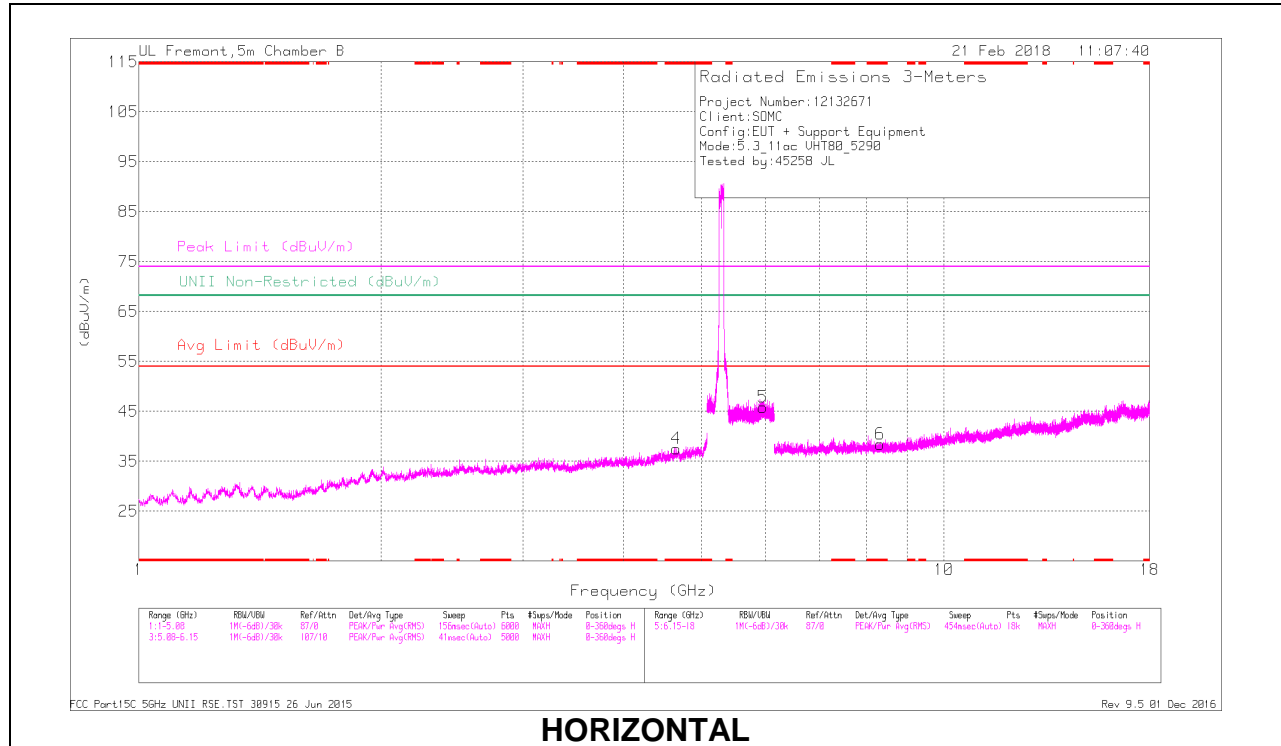


Marker	Frequency (GHz)	Meter Reading (dBuV)	Det	AF Y862 (dBm)	Amp/Ch/Filt/Pad (dB)	DC Corr (dB)	Corrected Reading (dBuV/m)	Average Limit (dBuV/m)	Margin (dB)	Peak Limit (dBuV/m)	PK Margin (dB)	Azimuth (Degs)	Height (cm)	Polarity
1	* 5.35	38.24	Pk	34.6	-18.5	0	54.34	-	-	74	-19.66	210	153	V
2	* 5.351	41.34	Pk	34.6	-18.5	0	57.44	-	-	74	-16.56	210	153	V
3	* 5.35	28.82	RMS	34.6	-18.5	.53	45.45	54	-8.55	-	-	210	153	V
4	* 5.353	29.81	RMS	34.6	-18.5	.53	46.44	54	-7.56	-	-	210	153	V

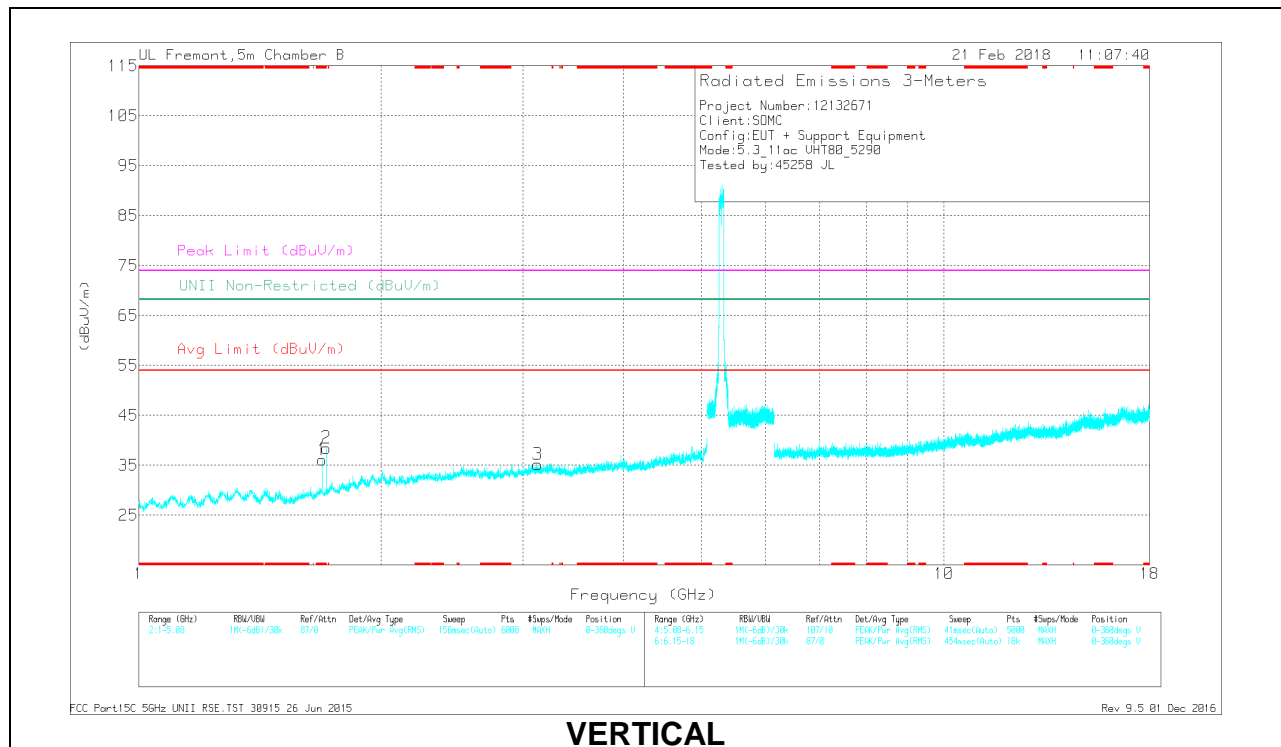
* - indicates frequency in CFR47 Pt 15 / IC RSS-Restricted Band
 Pk - Peak detector
 RMS - RMS detection

HARMONICS AND SPURIOUS EMISSIONS

MID CHANNEL RESULTS



HORIZONTAL



VERTICAL

RADIATED EMISSIONS

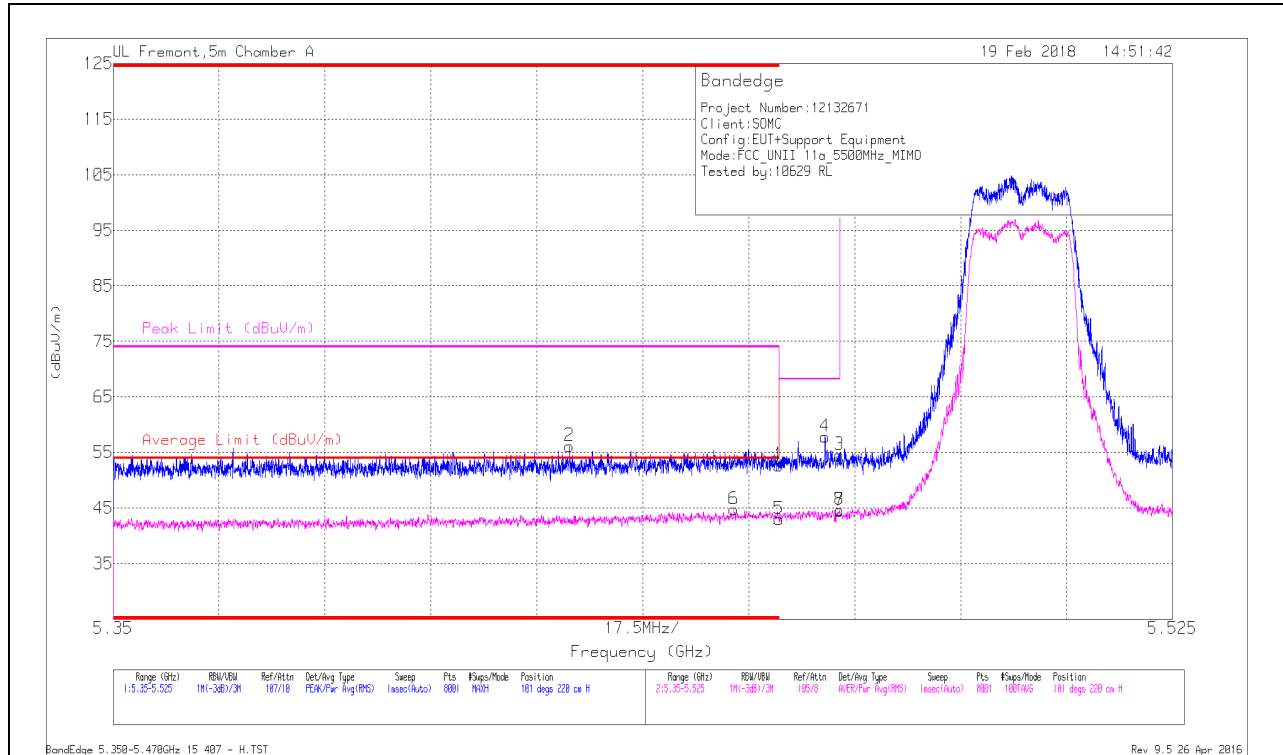
Frequency (GHz)	Meter Reading (dBuV)	Det	AF T863 (dBm)	Amp/Cbl/Ftr/Pad (dB)	DC Corr (dB)	Corrected Reading (dBuV/m)	Avg Limit (dBuV/m)	Margin (dB)	Peak Limit (dBuV/m)	PK Margin (dB)	UNII Non-Restricted (dBuV/m)	PK Margin (dB)	Azimuth (Degs)	Height (cm)	Polarity
* 4.652	38.88	PK-U	34.3	-29.4	0	43.78	-	-	74	-30.22	-	-	25	275	H
* 4.653	26.63	ADR	34.3	-29.4	.53	32.06	54	-21.94	-	-	-	-	25	275	H
* 1.689	41.58	PK-U	29	-33.3	0	37.28	-	-	74	-36.72	-	-	206	353	V
* 1.688	29.31	ADR	29	-33.3	.53	25.54	54	-28.46	-	-	-	-	206	353	V
* 8.327	36.17	PK-U	36.1	-27.4	0	44.87	-	-	74	-29.13	-	-	179	298	H
* 8.327	24.88	ADR	36.1	-27.4	.53	34.11	54	-19.89	-	-	-	-	179	298	H
1.711	40.42	PK-U	29.2	-33.1	0	36.52	-	-	-	-	68.2	-31.68	198	325	V
1.711	29.17	ADR	29.2	-33.1	.53	25.8	-	-	-	-	-	-	198	325	V
3.131	40.67	PK-U	33.1	-32.1	0	41.67	-	-	-	-	68.2	-26.53	179	298	V
3.131	28.71	ADR	33.1	-32.1	.53	30.24	-	-	-	-	-	-	179	298	V
5.957	38.26	PK-U	35.2	-19.9	0	53.56	-	-	-	-	68.2	-14.64	179	298	H
5.958	21.25	ADR	35.2	-19.9	.53	37.08	-	-	-	-	-	-	179	298	H

* - indicates frequency in CFR47 Pt 15 / IC RSS-Restricted Band
 PK-U - U-NII: Maximum Peak
 ADR - U-NII AD primary method, RMS average

9.1.9. TX ABOVE 1 GHz 802.11a 2TX CDD MODE IN THE 5.6 GHz BAND

BANDEDGE (LOW CHANNEL)

HORIZONTAL RESULT



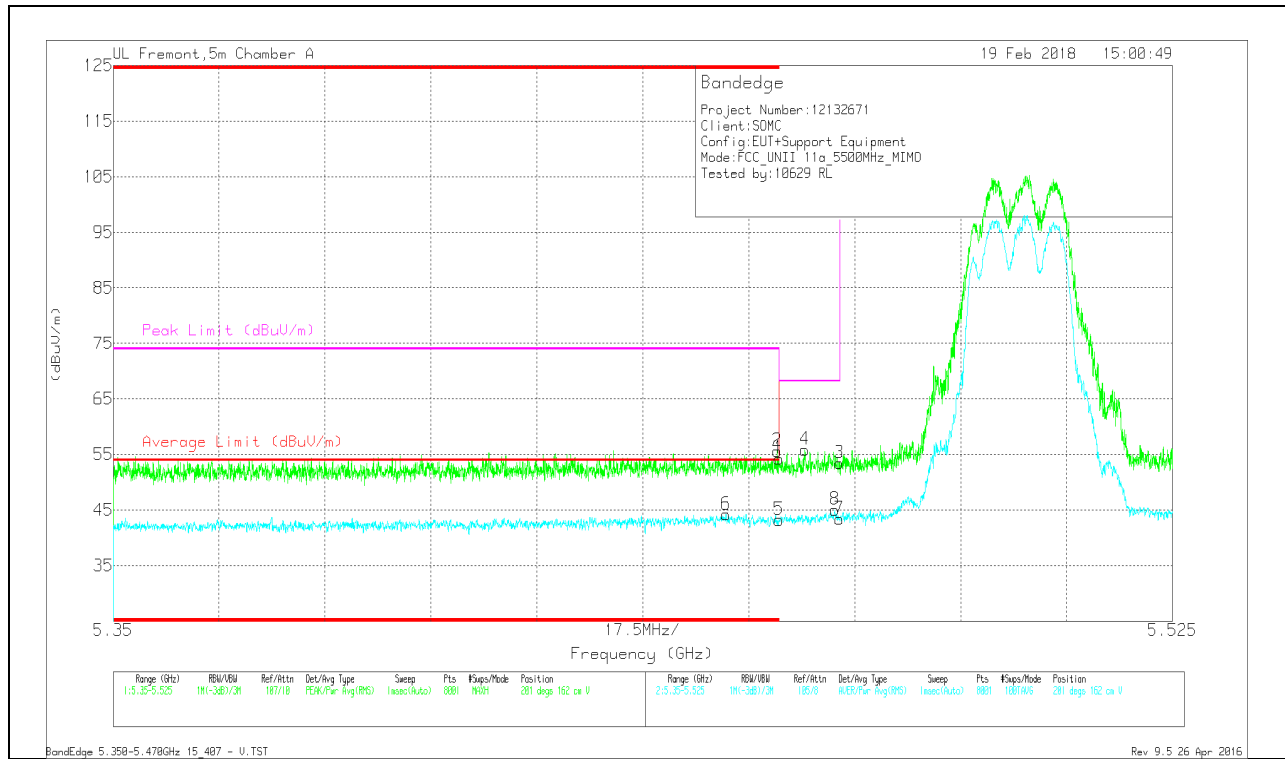
Marker	Frequency (GHz)	Meter Reading (dBuV)	Det	AF T862 (dB/m)	Amp/Cbl/Filtr/Pad (dB)	Corrected Reading (dBuV/m)	Average Limit (dBuV/m)	Margin (dB)	Peak Limit (dBuV/m)	PK Margin (dB)	Azimuth (Degs)	Height (cm)	Polarity
2	* 5.425	39.73	Pk	34.7	-18.3	56.13	-	-	74	-17.87	101	220	H
6	* 5.453	28.36	RMS	34.7	-18.3	44.76	54	-9.24	-	-	101	220	H
1	* 5.46	36.42	Pk	34.7	-18.4	52.72	-	-	74	-21.28	101	220	H
5	* 5.46	26.71	RMS	34.7	-18.4	43.01	54	-10.99	-	-	101	220	H
4	5.468	41.23	Pk	34.8	-18.2	57.83	-	-	68.2	-10.37	101	220	H
3	5.47	37.97	Pk	34.8	-18.2	54.57	-	-	68.2	-13.63	101	220	H
7	5.47	27.96	RMS	34.8	-18.2	44.56	-	-	-	-	101	220	H
8	5.47	28.03	RMS	34.8	-18.2	44.63	-	-	-	-	101	220	H

* - indicates frequency in CFR47 Pt 15 / IC RSS-Restricted Band

Pk - Peak detector

RMS - RMS detection

VERTICAL RESULT

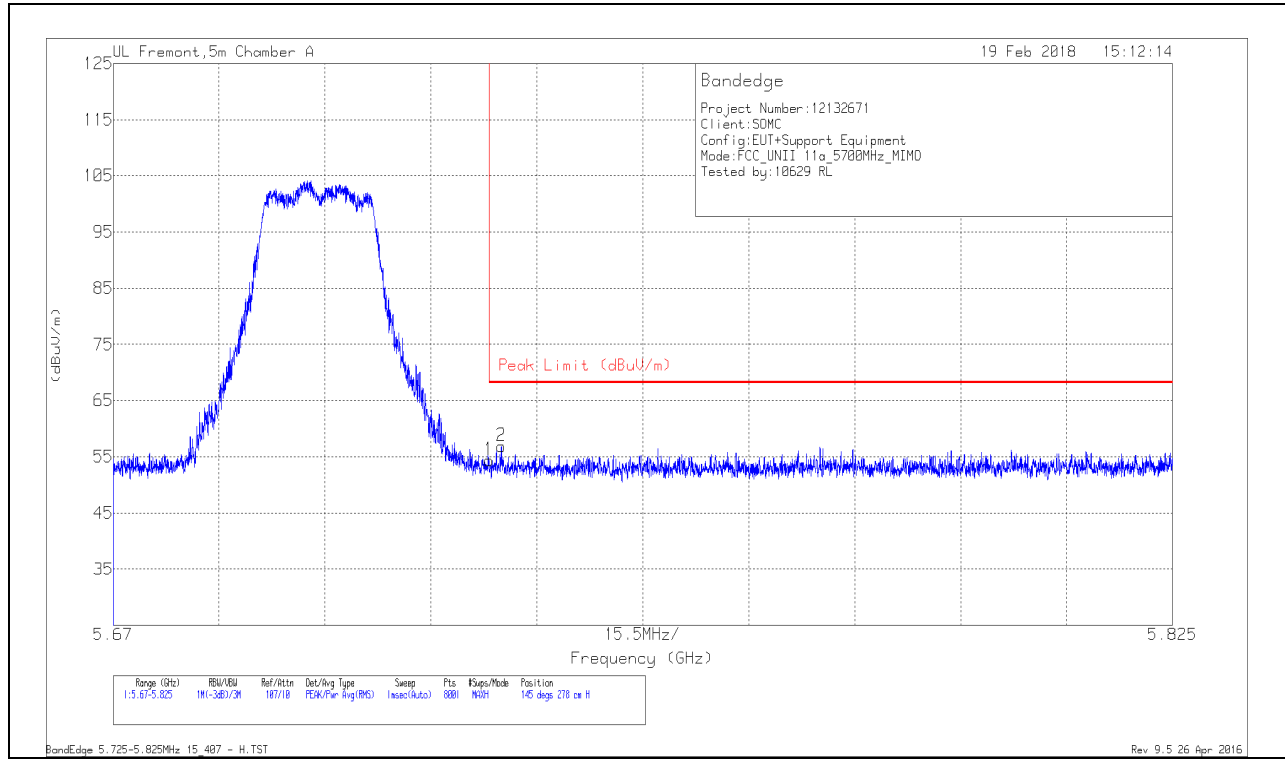


Marker	Frequency (GHz)	Meter Reading (dBuV)	Det	AF T862 (dB/m)	Amp/Cbl/Filtr/Pad (dB)	Corrected Reading (dBuV/m)	Average Limit (dBuV/m)	Margin (dB)	Peak Limit (dBuV/m)	PK Margin (dB)	Azimuth (Degs)	Height (cm)	Polarity
6	* 5.451	27.81	RMS	34.7	-18.3	44.21	54	-9.79	-	-	201	162	V
1	* 5.46	37.95	Pk	34.7	-18.4	54.25	-	-	74	-19.75	201	162	V
2	* 5.46	39.34	Pk	34.7	-18.4	55.64	-	-	74	-18.36	201	162	V
5	* 5.46	26.97	RMS	34.7	-18.4	43.27	54	-10.73	-	-	201	162	V
4	5.464	39.46	Pk	34.7	-18.3	55.86	-	-	68.2	-12.34	201	162	V
8	5.469	28.44	RMS	34.8	-18.2	45.04	-	-	-	-	201	162	V
3	5.47	36.84	Pk	34.8	-18.2	53.44	-	-	68.2	-14.76	201	162	V
7	5.47	26.81	RMS	34.8	-18.2	43.41	-	-	-	-	201	162	V

* - indicates frequency in CFR47 Pt 15 / IC RSS-Restricted Band
 Pk - Peak detector
 RMS - RMS detection

BANDEDGE (HIGH CHANNEL)

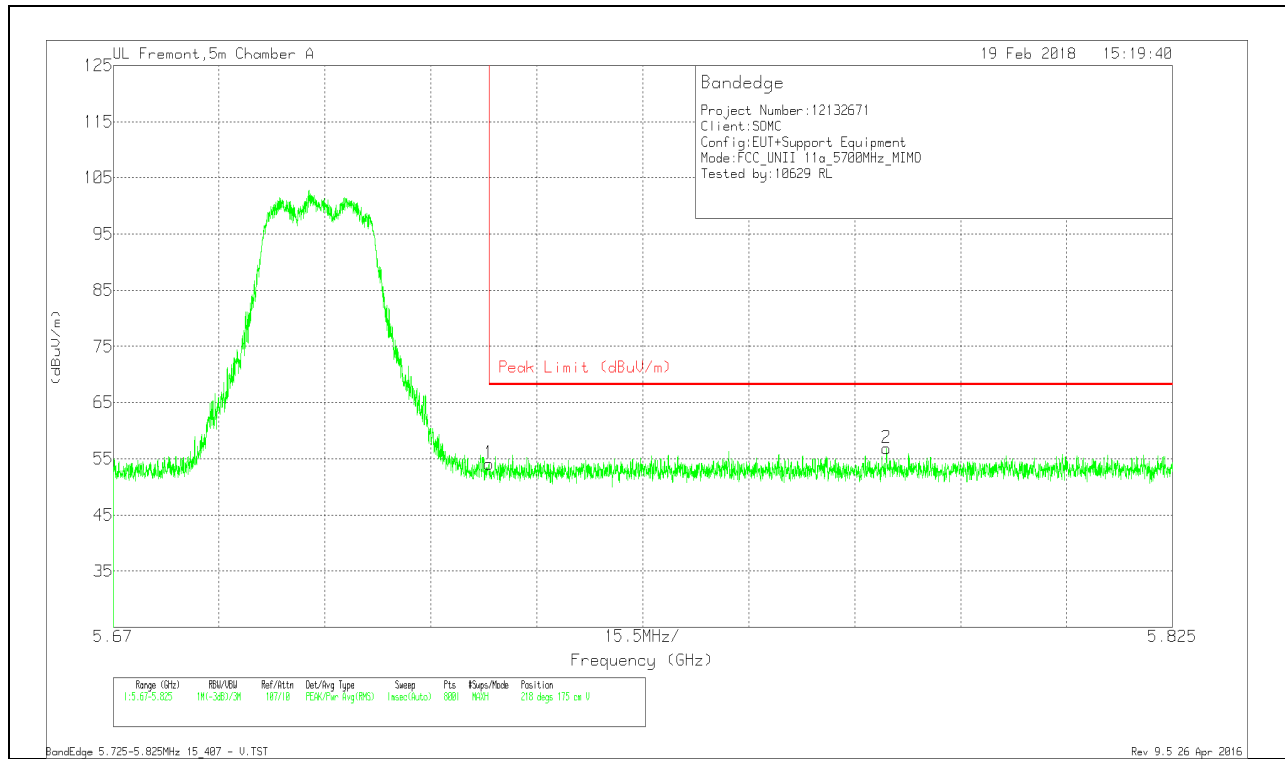
HORIZONTAL RESULT



Marker	Frequency (GHz)	Meter Reading (dBuV)	Det	AF T862 (dB/m)	Amp/Cb/Ftr/Pad (dB)	Corrected Reading (dBuV/m)	Peak Limit (dBuV/m)	PK Margin (dB)	Azimuth (Degs)	Height (cm)	Polarity
1	5.725	37.88	Pk	35	-18.5	54.38	68.2	-13.82	145	278	H
2	5.727	40.3	Pk	35	-18.4	56.9	68.2	-11.3	145	278	H

* - indicates frequency in CFR47 Pt 15 / IC RSS-Restricted Band
 Pk - Peak detector

VERTICAL RESULT

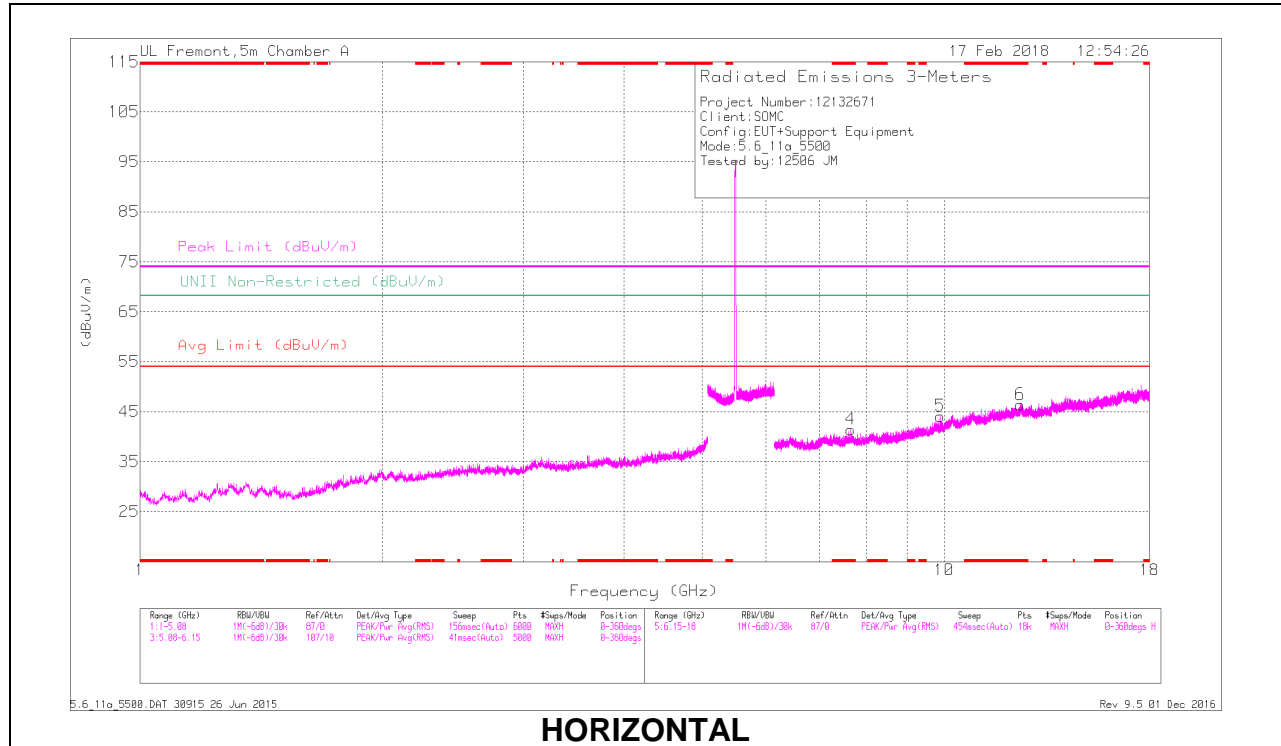


Marker	Frequency (GHz)	Meter Reading (dBuV)	Det	AF T862 (dB/m)	Amp/Cb/Filtr/Pad (dB)	Corrected Reading (dBuV/m)	Peak Limit (dBuV/m)	PK Margin (dB)	Azimuth (Degs)	Height (cm)	Polarity
1	5.725	37.6	Pk	35	-18.5	54.1	68.2	-14.1	218	175	V
2	5.783	40.05	Pk	35	-18.2	56.85	68.2	-11.35	218	175	V

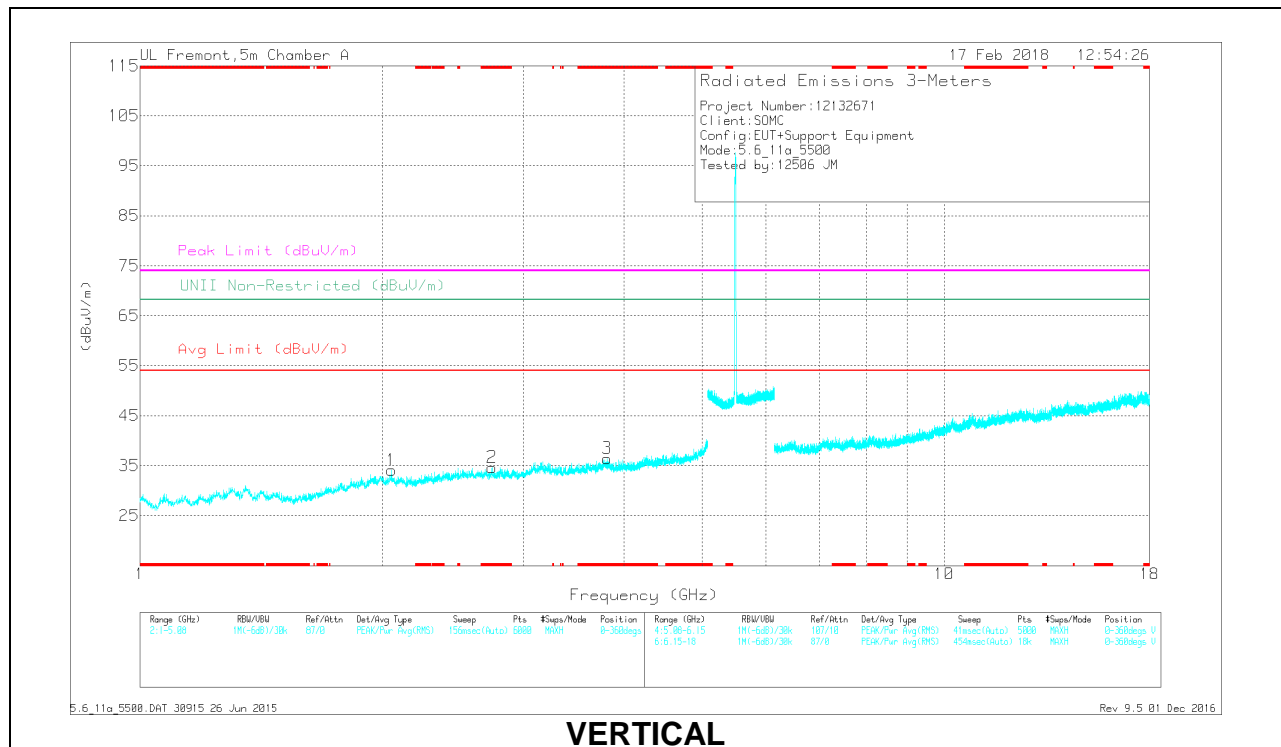
* - indicates frequency in CFR47 Pt 15 / IC RSS-Restricted Band
 Pk - Peak detector

HARMONICS AND SPURIOUS EMISSIONS

LOW CHANNEL RESULTS



HORIZONTAL



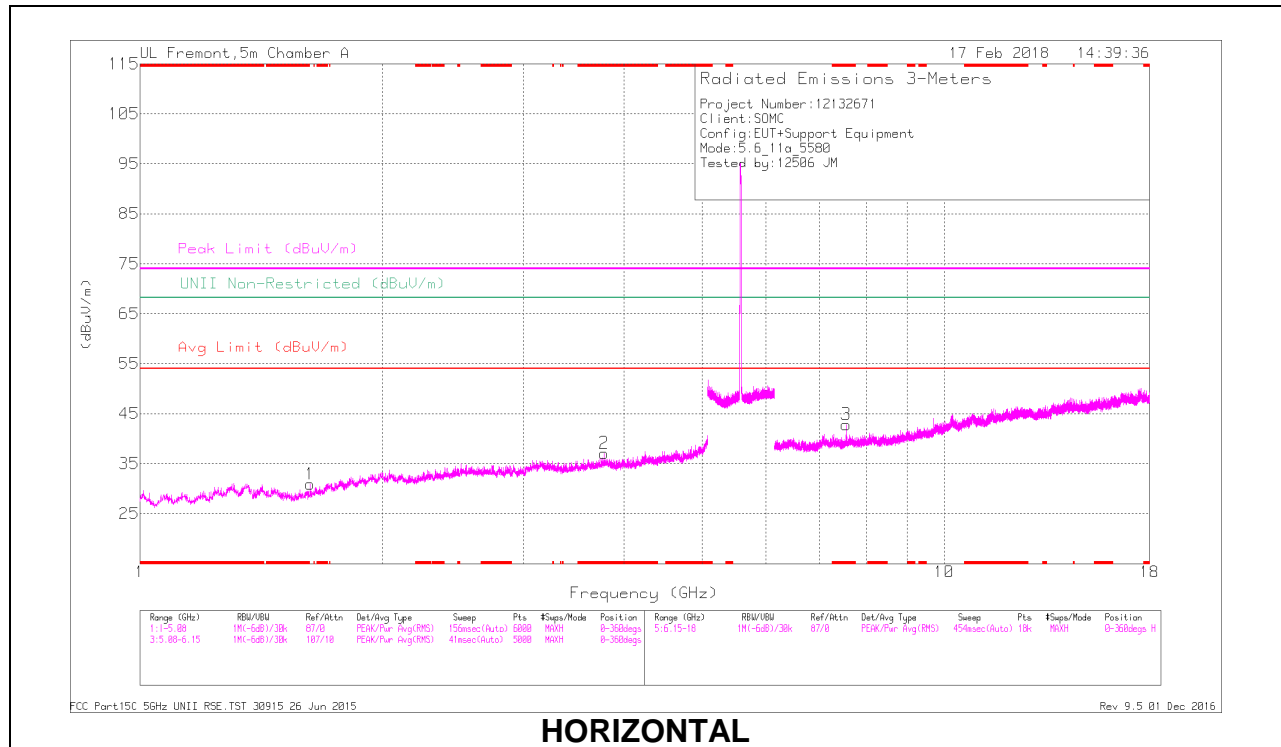
VERTICAL

RADIATED EMISSIONS

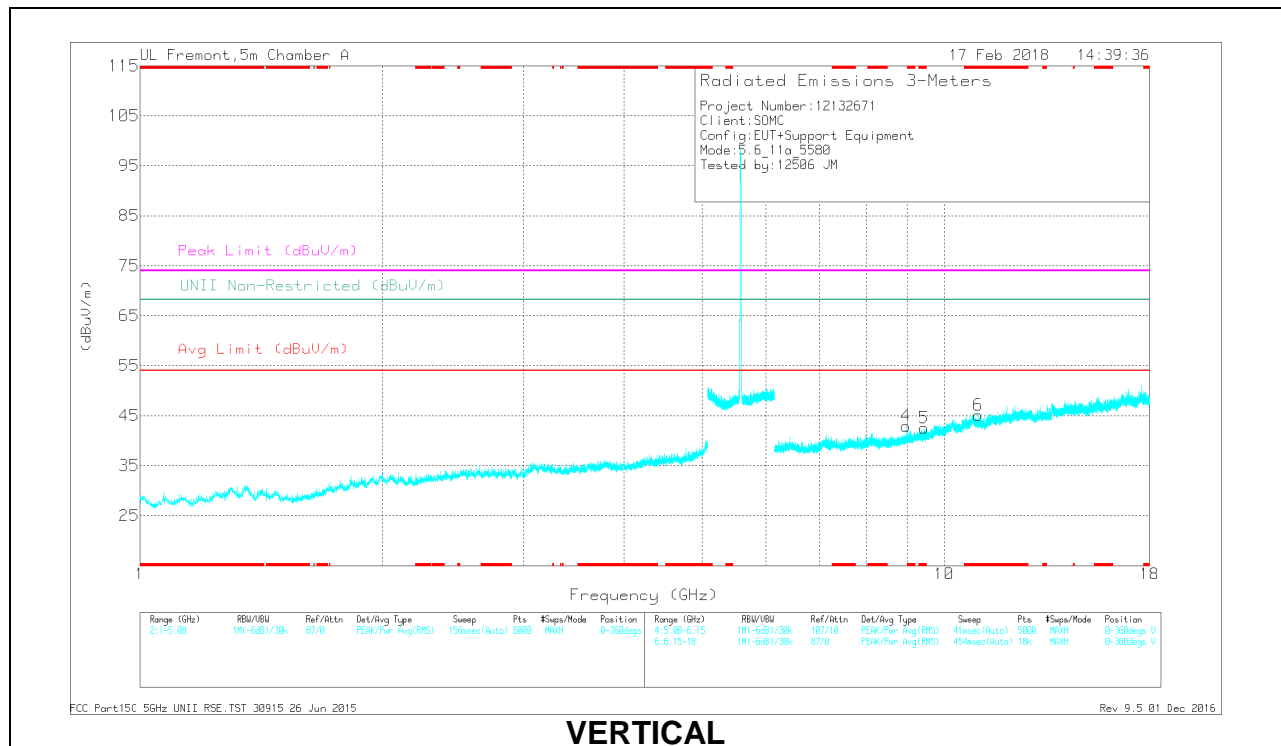
Frequency (GHz)	Meter Reading (dBuV)	Det	AF 1862 (dB/m)	Amp/Cb/Filt/Pad (dB)	DC Corr (dB)	Corrected Reading (dBuV/m)	Arg Limit (dBuV/m)	Margin (dB)	Peak Limit (dBuV/m)	PK Margin (dB)	UNII Non-Restricted (dBuV/m)	PK Margin (dB)	Azimuth (Degs)	Height (cm)	Polarity
* 2.739	38.54	PK-U	32.4	-30	0	40.94	-	-	74	-33.06	-	-	333	154	V
* 2.742	26.78	ADR	32.4	-30	0	29.18	54	-24.82	-	-	-	-	333	154	V
* 3.811	36.82	PK-U	33.2	-27.8	0	42.22	-	-	74	-31.78	-	-	329	162	V
* 3.811	28.1	ADR	33.2	-27.9	0	31.4	54	-22.6	-	-	-	-	328	162	V
* 7.645	33.03	PK-U	35.7	-22.3	0	46.43	-	-	74	-27.57	-	-	208	122	H
* 7.648	22.3	ADR	35.7	-22.4	0	35.6	54	-18.4	-	-	-	-	208	122	H
* 12.427	31.51	PK-U	38.9	-18.5	0	51.91	-	-	74	-22.09	-	-	215	400	H
* 12.427	20.94	ADR	38.9	-18.5	0	41.34	54	-12.66	-	-	-	-	215	400	H
2.054	38.89	PK-U	31.4	-30.1	0	40.19	-	-	-	-	68.2	-28.01	229	168	V
9.883	32.47	PK-U	37.1	-21	0	48.57	-	-	-	-	68.2	-19.63	243	123	H

* - indicates frequency in CFR47 Pt 15 / IC RSS-Restricted Band
 PK-U - U-NII: Maximum Peak
 ADR - U-NII AD primary method, RMS average

MID CHANNEL RESULTS



HORIZONTAL



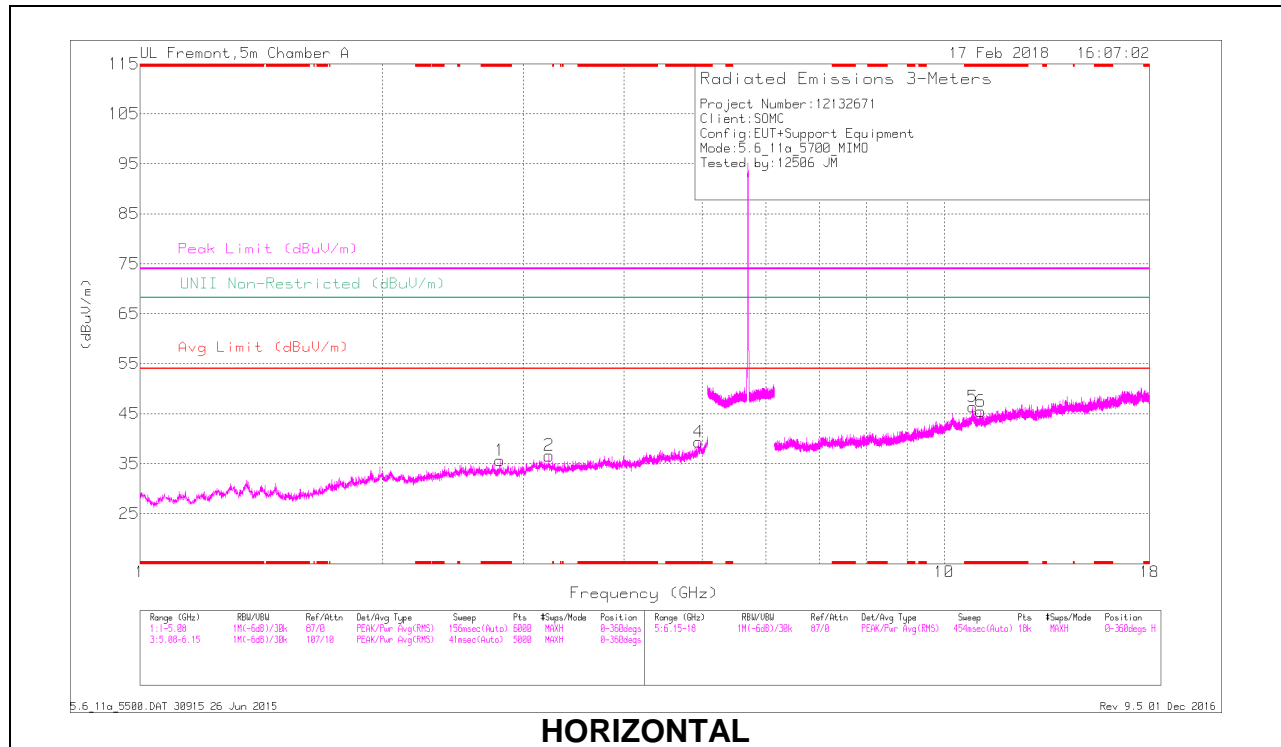
VERTICAL

RADIATED EMISSIONS

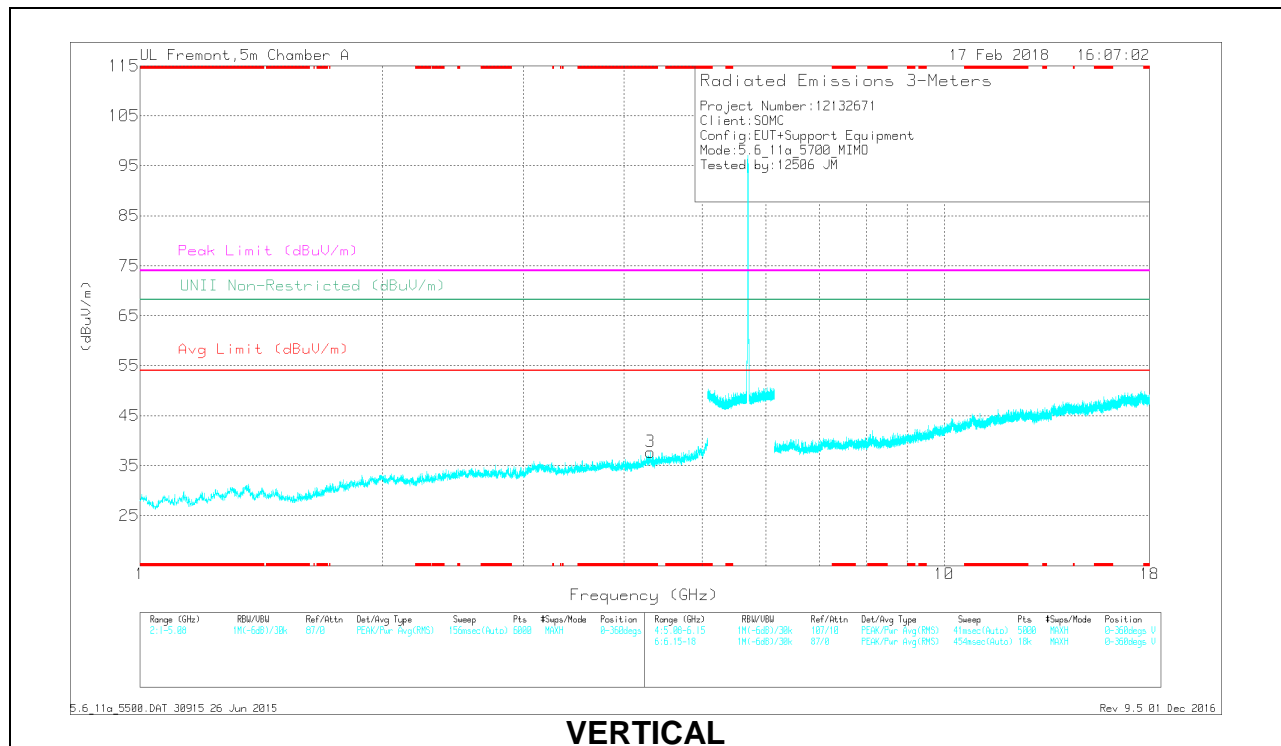
Frequency (GHz)	Meter Reading (dBuV)	Det	AF 1862 (dB/m)	Amp/Cb/Filt/Pad (dB)	DC Corr (dB)	Corrected Reading (dBuV/m)	Arg Limit (dBuV/m)	Margin (dB)	Peak Limit (dBuV/m)	PK Margin (dB)	UNII Non-Restricted (dBuV/m)	PK Margin (dB)	Azimuth (Degs)	Height (cm)	Polarity
* 3.778	37.16	PK-U	33.2	-28.1	0	42.26	-	-	74	-31.74	-	-	126	219	H
* 3.777	26.02	ADR	33.2	-28.1	0	31.12	54	-22.88	-	-	-	-	126	219	H
* 7.553	33.36	PK-U	35.7	-22.5	0	45.56	-	-	74	-27.44	-	-	122	239	H
* 7.554	22.25	ADR	35.7	-22.5	0	35.45	54	-18.55	-	-	-	-	122	239	H
* 9.441	33.04	PK-U	36.7	-21.3	0	48.44	-	-	74	-25.56	-	-	143	176	V
* 9.438	21.69	ADR	36.7	-21.2	0	37.19	54	-16.81	-	-	-	-	143	176	V
* 11.016	32.59	PK-U	37.9	-19.5	0	50.99	-	-	74	-23.01	-	-	86	169	V
* 11.018	21.05	ADR	37.9	-19.5	0	39.45	54	-14.55	-	-	-	-	86	169	V
1.628	38.95	PK-U	28.4	-31.4	0	35.95	-	-	-	-	68.2	-32.25	120	133	H
8.961	33.74	PK-U	36.2	-22	0	47.94	-	-	-	-	68.2	-20.26	133	100	V

* - indicates frequency in CFR47 Pt 15 / IC RSS-Restricted Band
 PK-U - U-NII: Maximum Peak
 ADR - U-NII AD primary method, RMS average

HIGH CHANNEL RESULTS



HORIZONTAL



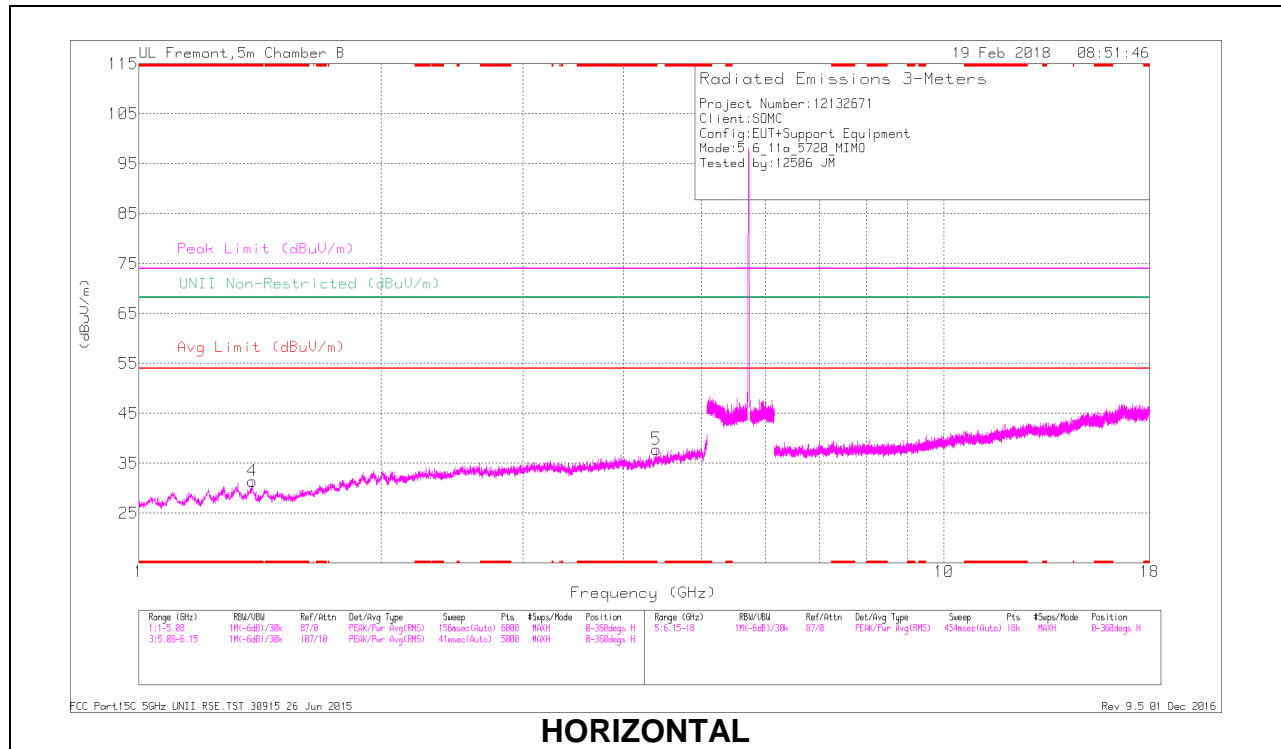
VERTICAL

RADIATED EMISSIONS

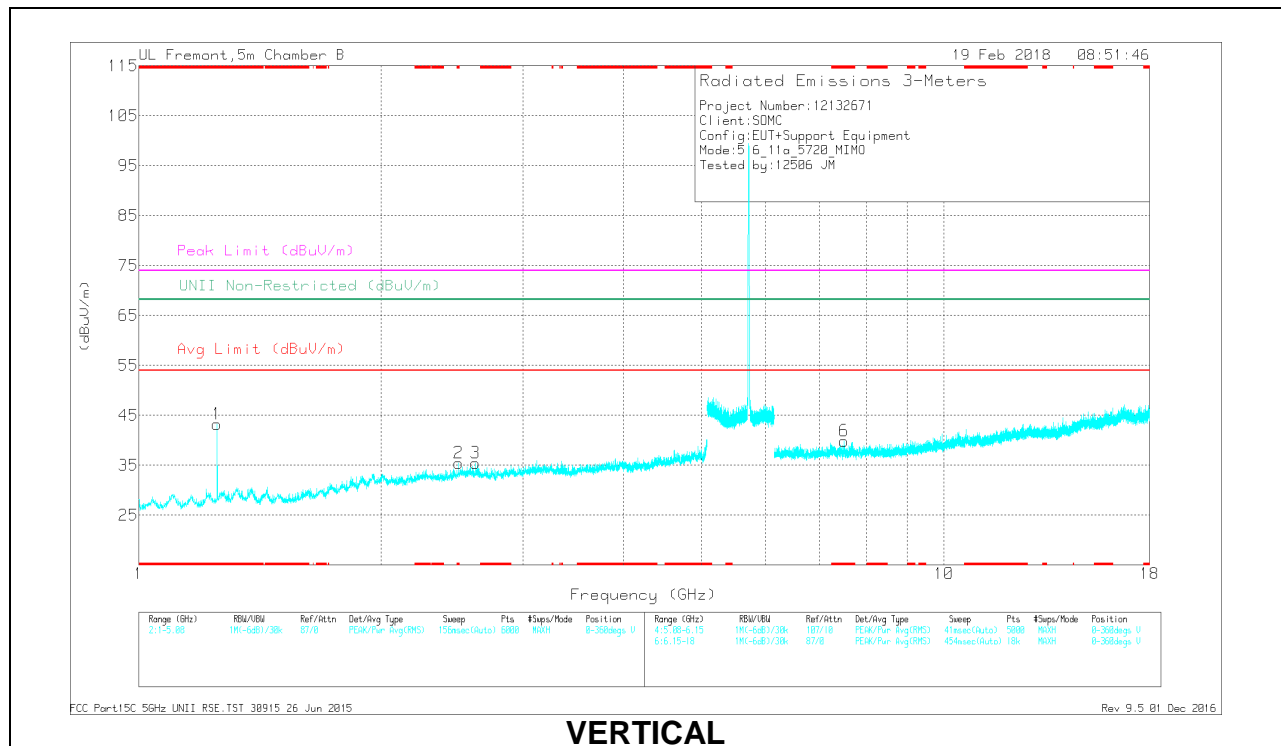
Frequency (GHz)	Meter Reading (dBuV)	Det	AF 1862 (dB/m)	Amp/Cb/Filt/Pad (dB)	DC Corr (dB)	Corrected Reading (dBuV/m)	Arg Limit (dBuV/m)	Margin (dB)	Peak Limit (dBuV/m)	PK Margin (dB)	UNII Non-Restricted (dBuV/m)	PK Margin (dB)	Azimuth (Degs)	Height (cm)	Polarity
* 2.804	38.84	PK-U	32.2	-29.4	0	41.64	-	-	74	-32.36	-	-	322	400	H
* 2.801	26.69	ADR	32.2	-29.4	0	29.49	54	-24.51	-	-	-	-	322	400	H
* 4.949	36.83	PK-U	34.2	-26.4	0	44.63	-	-	74	-29.37	-	-	360	275	H
* 4.952	25.85	ADR	34.2	-26.4	0	33.65	54	-20.35	-	-	-	-	360	275	H
* 4.312	37.35	PK-U	33.6	-27.3	0	43.65	-	-	74	-30.35	-	-	341	246	V
* 4.313	25.91	ADR	33.6	-27.3	0	32.21	54	-21.79	-	-	-	-	341	246	V
* 10.844	31.24	PK-U	37.9	-18.3	0	50.84	-	-	74	-23.16	-	-	331	229	H
* 10.847	20.79	ADR	37.9	-18.3	0	40.39	54	-13.61	-	-	-	-	331	229	H
* 11.105	32.45	PK-U	37.9	-18.6	0	50.75	-	-	74	-23.25	-	-	299	181	H
* 11.103	21.04	ADR	37.9	-18.6	0	39.34	54	-14.66	-	-	-	-	299	181	H
3.227	37.86	PK-U	33.1	-29.4	0	41.56	-	-	-	-	68.2	-26.64	298	186	H

* - indicates frequency in CFR47 Pt 15 / IC RSS-Restricted Band
 PK-U - U-NII: Maximum Peak
 ADR - U-NII AD primary method, RMS average

CHANNEL 144 RESULTS



HORIZONTAL



VERTICAL

RADIATED EMISSIONS

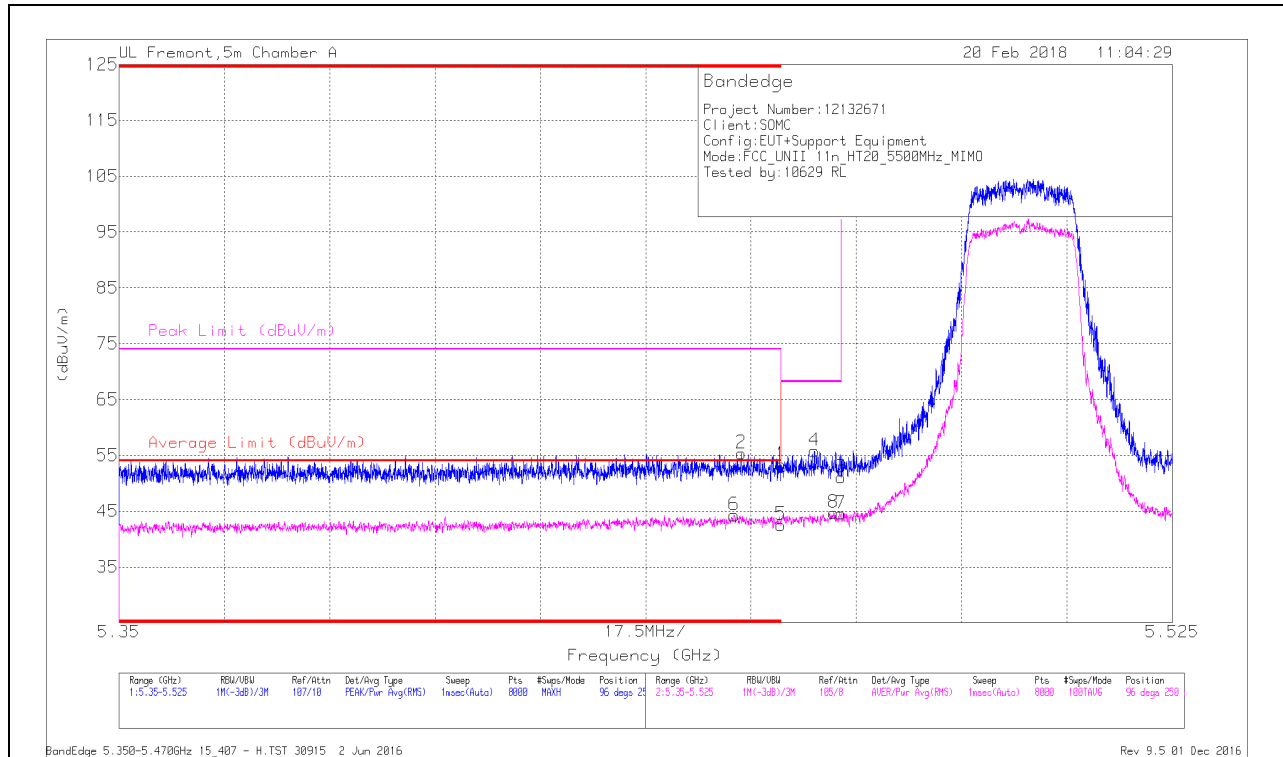
Marker	Frequency (GHz)	Meter Reading (dBuV)	Det	AF T863 (dB/m)	AmpCoeff/Pad (dB)	DC Corr (dB)	Corrected Reading (dBuV/m)	Avg Limit (dBuV/m)	Margin (dB)	Peak Limit (dBuV/m)	PK Margin (dB)	UNII Non-Restricted (dBuV/m)	PK Margin (dB)	Azimuth (Degs)	Height (cm)	Polarity
4	* 1.385	42.1	PK-U	28.4	-33.8	0	36.7	-	-	74	-37.3	-	-	236	354	H
	* 1.382	30.41	ADR	28.4	-33.7	0	25.11	54	-28.89	-	-	-	-	236	354	H
5	* 4.395	39.29	PK-U	33.7	-30.2	0	42.79	-	-	74	-31.21	-	-	308	228	H
	* 4.396	27.53	ADR	33.8	-30.2	0	31.13	54	-22.87	-	-	-	-	308	228	H
1	* 1.252	42.16	PK-U	28.8	-34.8	0	36.16	-	-	74	-37.84	-	-	286	178	V
	* 1.252	29.36	ADR	28.8	-34.7	0	23.46	54	-30.54	-	-	-	-	286	178	V
2	* 2.497	40.98	PK-U	32.6	-32.5	0	41.08	-	-	74	-32.92	-	-	268	201	V
	* 2.495	28.31	ADR	32.6	-32.5	0	28.41	54	-25.59	-	-	-	-	268	201	V
6	* 7.512	37.29	PK-U	36	-27.8	0	45.49	-	-	74	-28.51	-	-	92	224	V
	* 7.513	24.81	ADR	36	-27.9	0	32.91	54	-21.09	-	-	-	-	92	224	V
3	2.618	40.68	PK-U	32.5	-32.3	0	40.89	-	-	-	-	68.2	-27.31	259	377	V

* - indicates frequency in CFR47 Pt 15 / IC RSS-Restricted Band
 PK-U - U-NII: Maximum Peak
 ADR - U-NII AD primary method, RMS average

9.1.10. TX ABOVE 1 GHz 802.11n HT20 2TX CDD MODE IN THE 5.6 GHz BAND

BANDEDGE (LOW CHANNEL)

HORIZONTAL RESULT



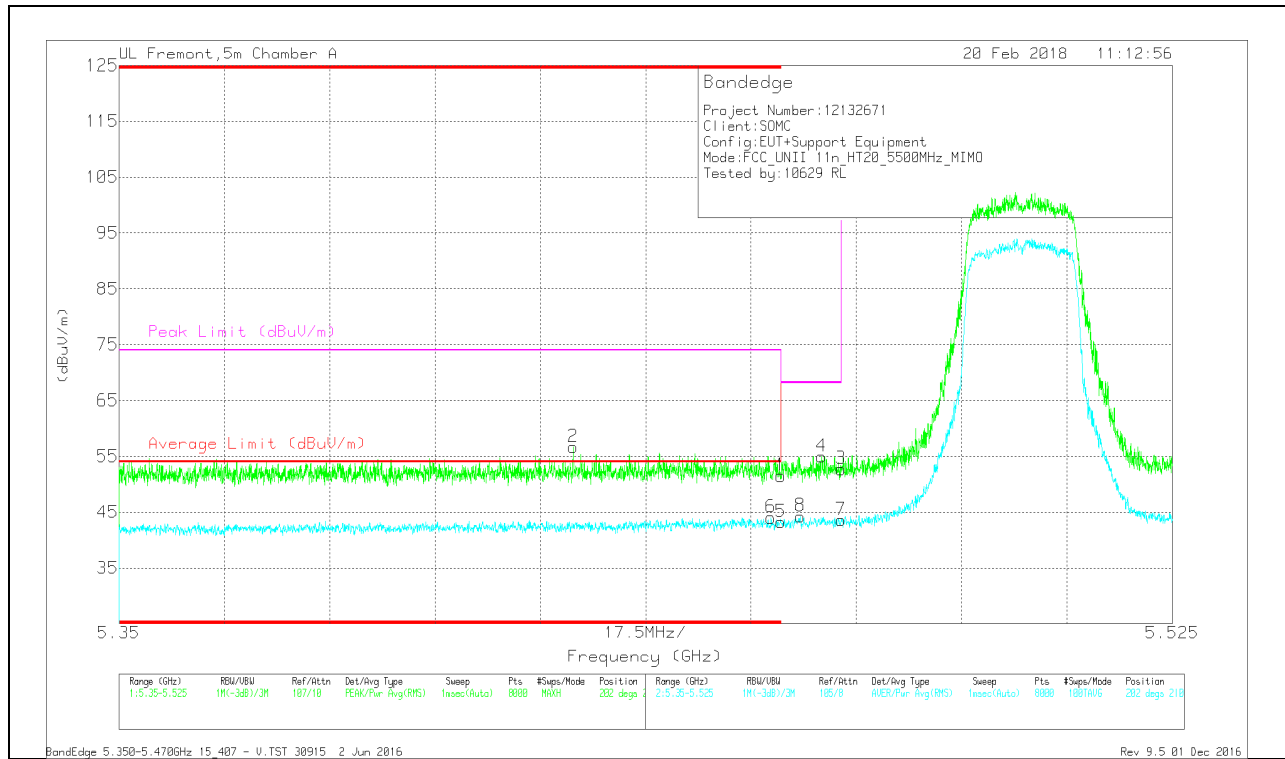
Marker	Frequency (GHz)	Meter Reading (dBuV)	Det	AF T862 (dBm)	Amp/Cbl/Fitr/Pad (dB)	DC Corr (dB)	Corrected Reading (dBuV/m)	Average Limit (dBuV/m)	Margin (dB)	Peak Limit (dBuV/m)	PK Margin (dB)	Azimuth (Degs)	Height (cm)	Polarity
1	* 5.46	37.25	Pk	34.7	-18.6	0	53.35	-	-	74	-20.65	96	250	H
2	* 5.453	39.17	Pk	34.7	-18.5	0	55.37	-	-	74	-18.63	96	250	H
5	* 5.46	26.36	RMS	34.7	-18.6	.09	42.55	54	-11.45	-	-	96	250	H
6	* 5.452	28	RMS	34.7	-18.5	.09	44.29	54	-9.71	-	-	96	250	H
4	5.466	39.57	Pk	34.7	-18.5	0	55.77	-	-	68.2	-12.43	96	250	H
8	5.469	28.33	RMS	34.8	-18.5	.09	44.72	-	-	-	-	96	250	H
3	5.47	34.77	Pk	34.8	-18.5	0	51.07	-	-	68.2	-17.13	96	250	H
7	5.47	28.16	RMS	34.8	-18.5	.09	44.55	-	-	-	-	96	250	H

* - indicates frequency in CFR47 Pt 15 / IC RSS-Restricted Band

Pk - Peak detector

RMS - RMS detection

VERTICAL RESULT

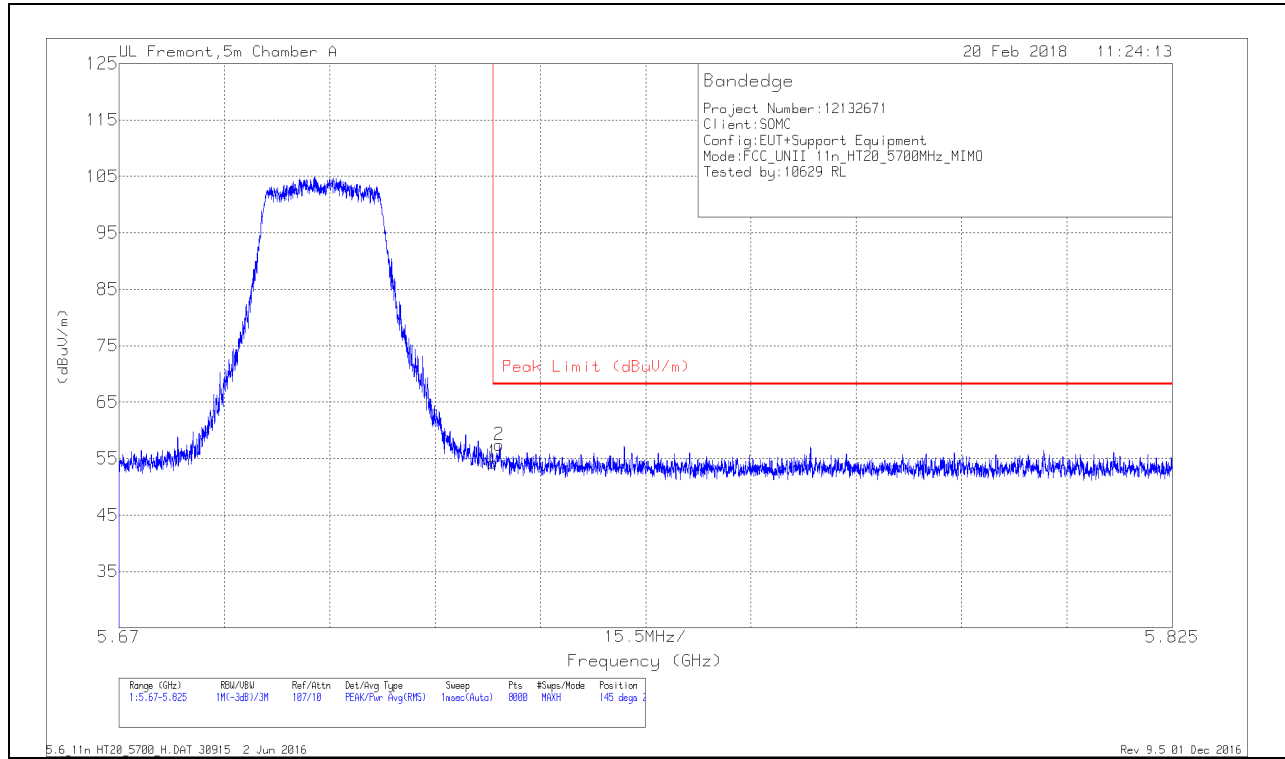


Marker	Frequency (GHz)	Meter Reading (dBuV)	Det	AF Y862 (dBm)	Amp/Cal/Filt/Pad (dB)	DC Corr (dB)	Corrected Reading (dBuV/m)	Average Limit (dBuV/m)	Margin (dB)	Peak Limit (dBuV/m)	PK Margin (dB)	Azimuth (Degs)	Height (cm)	Polarity
1	* 5.46	35.4	Pk	34.7	-18.6	0	51.5	-	-	74	-22.5	202	210	V
2	* 5.425	40.48	Pk	34.7	-18.5	0	56.68	-	-	74	-17.32	202	210	V
5	* 5.46	27.06	RMS	34.7	-18.6	.09	43.25	54	-10.75	-	-	202	210	V
6	* 5.458	27.85	RMS	34.7	-18.6	.09	44.04	54	-9.96	-	-	202	210	V
8	5.463	28.07	RMS	34.7	-18.6	.09	44.26	-	-	-	-	202	210	V
4	5.467	38.78	Pk	34.7	-18.5	0	54.98	-	-	68.2	-13.22	202	210	V
3	5.47	36.43	Pk	34.8	-18.5	0	52.73	-	-	68.2	-15.47	202	210	V
7	5.47	27.22	RMS	34.8	-18.5	.09	43.61	-	-	-	-	202	210	V

* - indicates frequency in CFR47 Pt 15 / IC RSS-Restricted Band
 Pk - Peak detector
 RMS - RMS detection

BANDEDGE (HIGH CHANNEL)

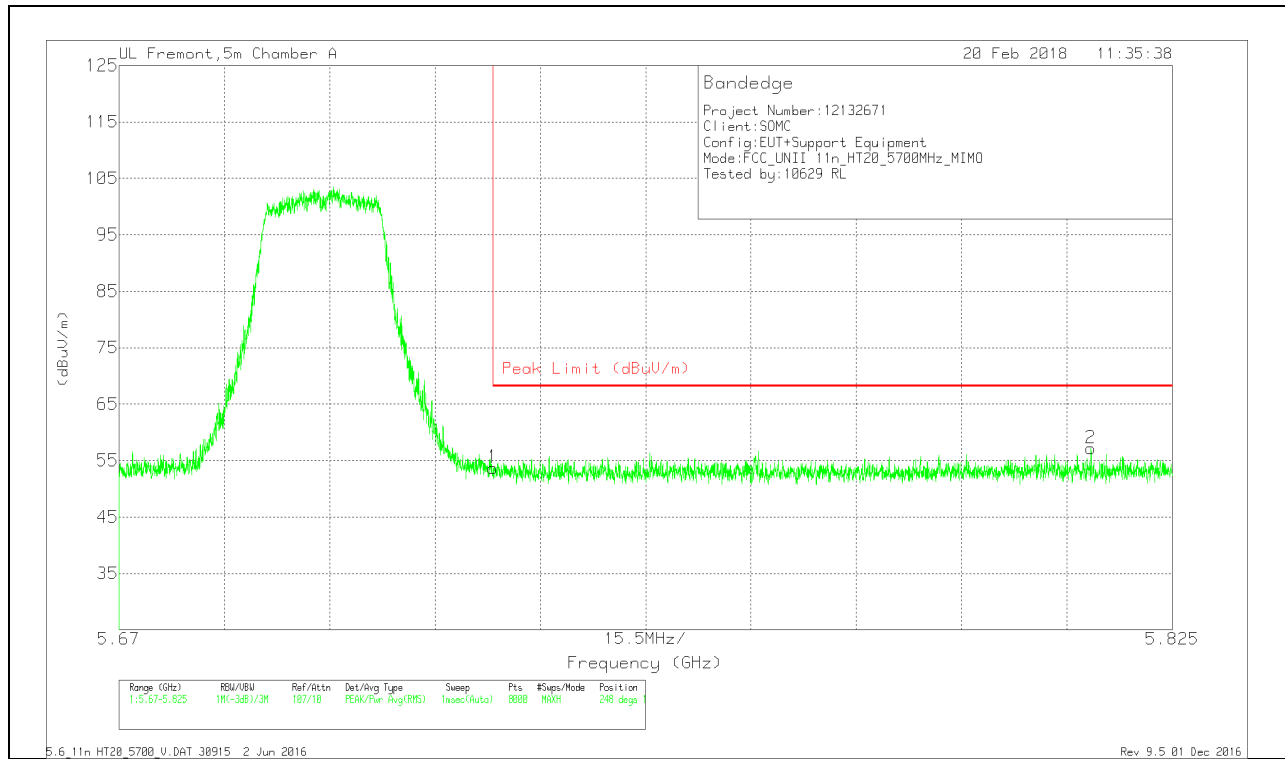
HORIZONTAL RESULT



Marker	Frequency (GHz)	Meter Reading (dBuV)	Det	AF T862 (dB/m)	Amp/Cb/Filtr/Pad (dB)	DC Corr (dB)	Corrected Reading (dBuV/m)	Peak Limit (dBuV/m)	PK Margin (dB)	Azimuth (Degs)	Height (cm)	Polarity
1	5.725	37.89	Pk	35	-18.6	0	54.29	68.2	-13.91	145	232	H
2	5.726	40.99	Pk	35	-18.6	0	57.39	68.2	-10.81	145	232	H

* - indicates frequency in CFR47 Pt 15 / IC RSS-Restricted Band
 Pk - Peak detector

VERTICAL RESULT

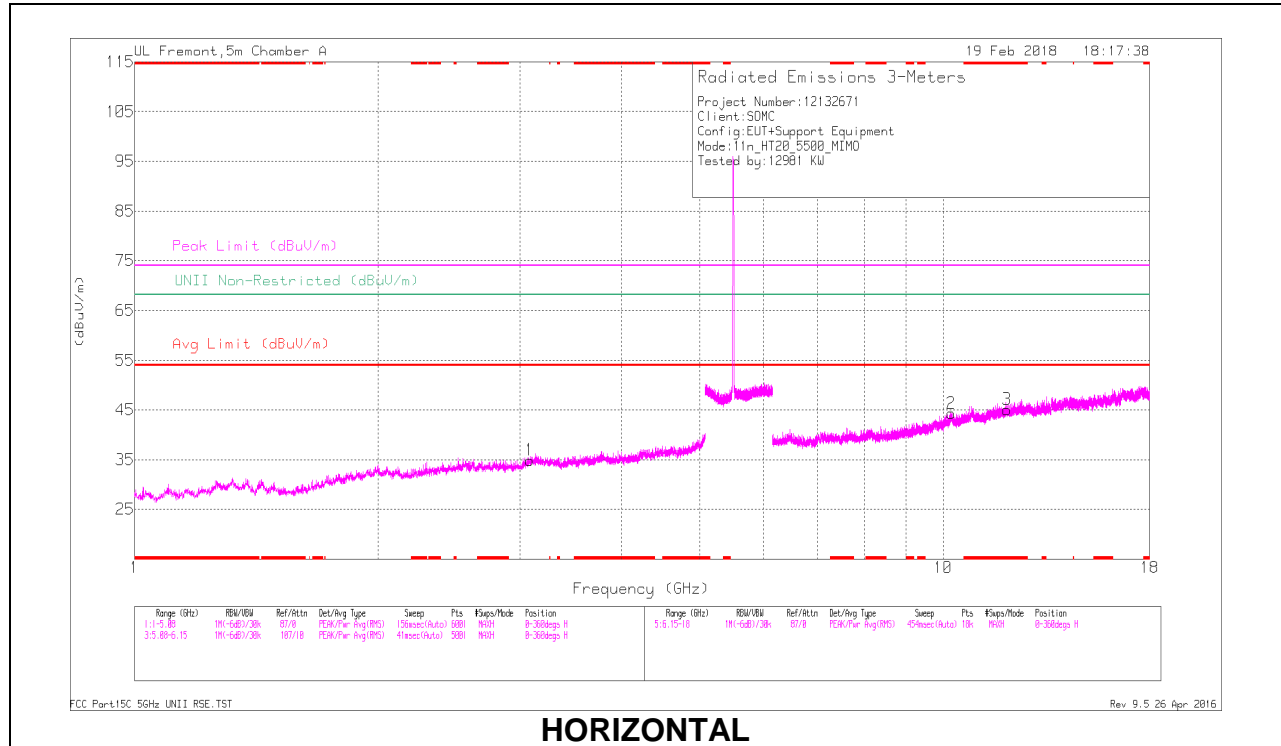


Marker	Frequency (GHz)	Meter Reading (dBuV)	Det	AF T862 (dB/m)	Amp/Cbl/Filtr/P ad (dB)	DC Corr (dB)	Corrected Reading (dBuV/m)	Peak Limit (dBuV/m)	PK Margin (dB)	Azimuth (Degs)	Height (cm)	Polarity
1	5.725	37.31	Pk	35	-18.6	0	53.71	68.2	-14.49	248	171	V
2	5.813	40.35	Pk	35.1	-18.3	0	57.15	68.2	-11.05	248	171	V

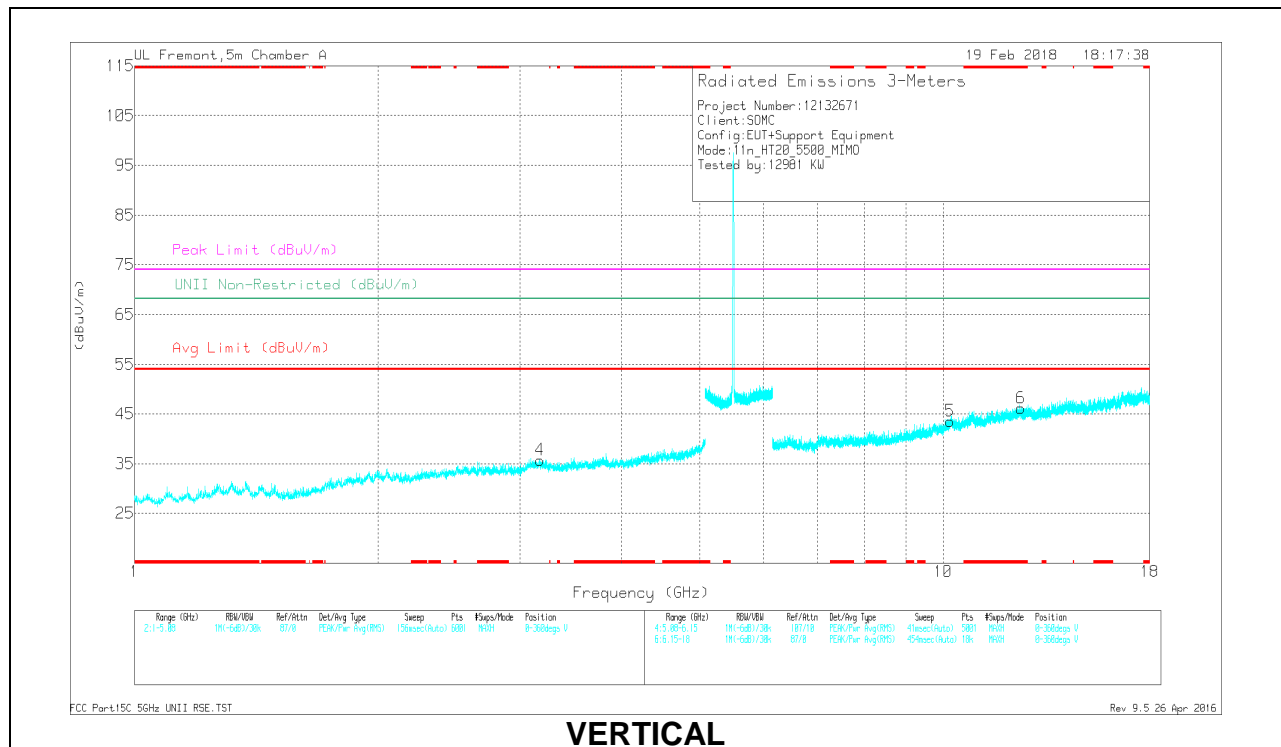
* - indicates frequency in CFR47 Pt 15 / IC RSS-Restricted Band
 Pk - Peak detector

HARMONICS AND SPURIOUS EMISSIONS

LOW CHANNEL RESULTS



HORIZONTAL



VERTICAL

RADIATED EMISSIONS

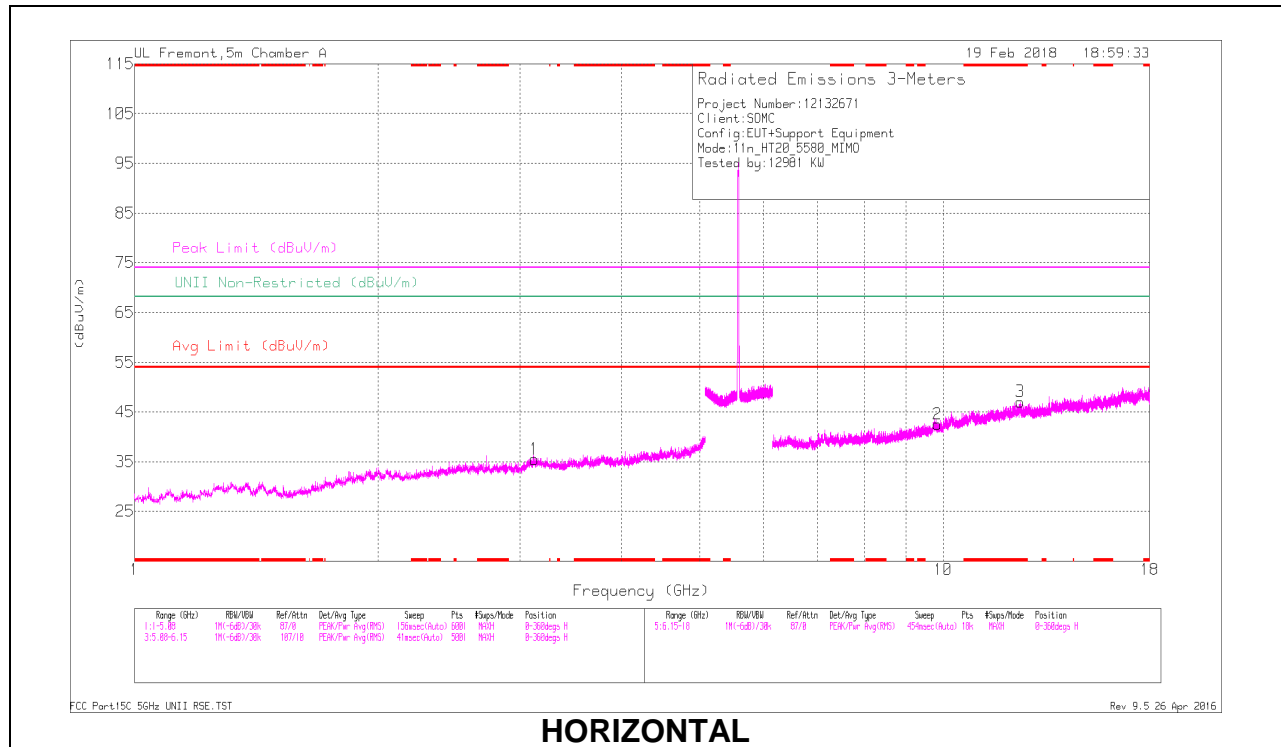
Frequency (GHz)	Meter Reading (dBuV)	Det	AF 1862 (dB/m)	Amp/Cb/Filt/Pad (dB)	DC Corr (dB)	Corrected Reading (dBuV/m)	Arg Limit (dBuV/m)	Margin (dB)	Peak Limit (dBuV/m)	PK Margin (dB)	UNII Non-Restricted (dBuV/m)	PK Margin (dB)	Azimuth (Degs)	Height (cm)	Polarity
* 11.994	31.93	PK-U	38.9	-19.1	0	51.73	-	-	74	-22.27	-	-	36	141	H
* 11.993	21.52	ADR	38.9	-19.1	.09	41.41	54	-12.59	-	-	-	-	36	141	H
* 12.476	31.4	PK-U	39	-18.4	0	52	-	-	74	-22	-	-	128	171	V
* 12.476	21.55	ADR	39	-18.4	.09	42.24	54	-11.76	-	-	-	-	128	171	V
3.082	37.55	PK-U	32.8	-28.7	0	41.65	-	-	-	-	68.2	-26.55	69	122	H
3.174	37.66	PK-U	33	-28.8	0	41.86	-	-	-	-	68.2	-26.34	221	158	V
10.195	32.61	PK-U	37.4	-20.1	0	49.91	-	-	-	-	68.2	-18.29	322	196	V
10.231	31.63	PK-U	37.5	-19.1	0	50.03	-	-	-	-	68.2	-18.17	58	205	H

* - indicates frequency in CFR47 Pt 15 / IC RSS-Restricted Band

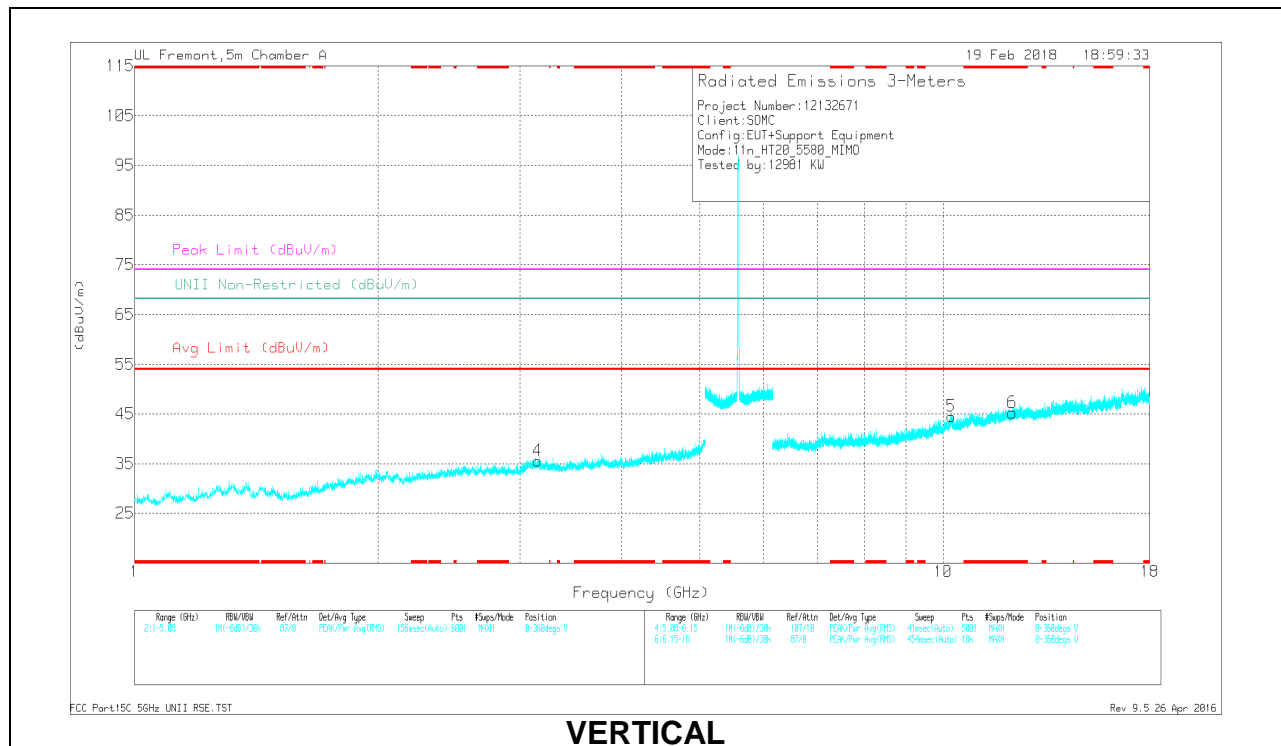
PK-U - U-NII: Maximum Peak

ADR - U-NII AD primary method, RMS average

MID CHANNEL RESULTS



HORIZONTAL



VERTICAL

RADIATED EMISSIONS

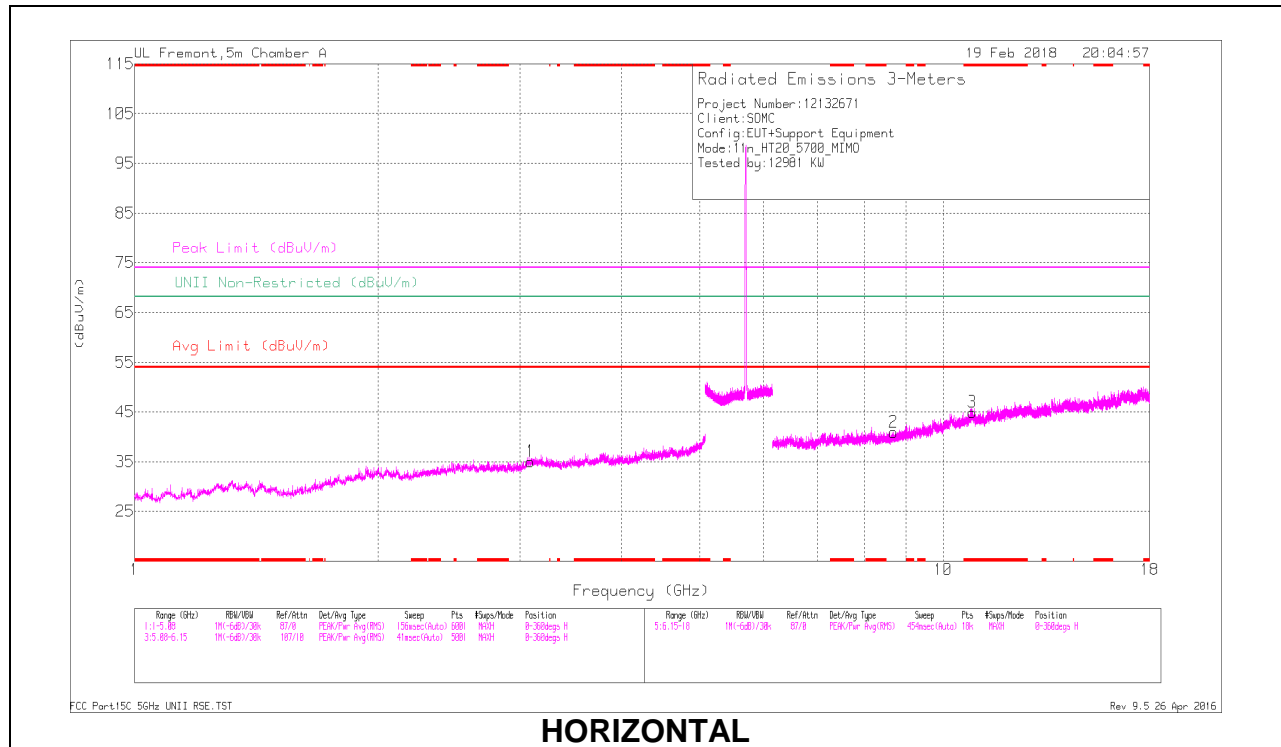
Frequency (GHz)	Meter Reading (dBuV)	Det	AF 1862 (dB/m)	Amp/Cb/Filt/Pad (dB)	DC Corr (dB)	Corrected Reading (dBuV/m)	Arg Limit (dBuV/m)	Margin (dB)	Peak Limit (dBuV/m)	PK Margin (dB)	UNII Non-Restricted (dBuV/m)	PK Margin (dB)	Azimuth (Degs)	Height (cm)	Polarity
* 12.453	32.25	PK-U	39	-18.3	0	52.95	-	-	74	-21.05	-	-	77	151	H
* 12.456	21.54	ADR	39	-18.3	.09	42.33	54	-11.67	-	-	-	-	77	151	H
* 12.174	31.78	PK-U	39	-19	0	51.78	-	-	74	-22.22	-	-	125	173	V
* 12.175	21.59	ADR	39	-19	.09	41.68	54	-12.32	-	-	-	-	125	173	V
3.126	37.48	PK-U	32.9	-28.5	0	41.88	-	-	-	-	68.2	-26.32	92	206	H
3.151	37.77	PK-U	32.8	-28.4	0	42.17	-	-	-	-	68.2	-26.03	265	178	V
9.837	32.42	PK-U	37	-21.1	0	48.32	-	-	-	-	68.2	-19.88	305	195	H
10.231	32.53	PK-U	37.5	-19.1	0	50.93	-	-	-	-	68.2	-17.27	168	185	V

* - indicates frequency in CFR47 Pt 15 / IC RSS-Restricted Band

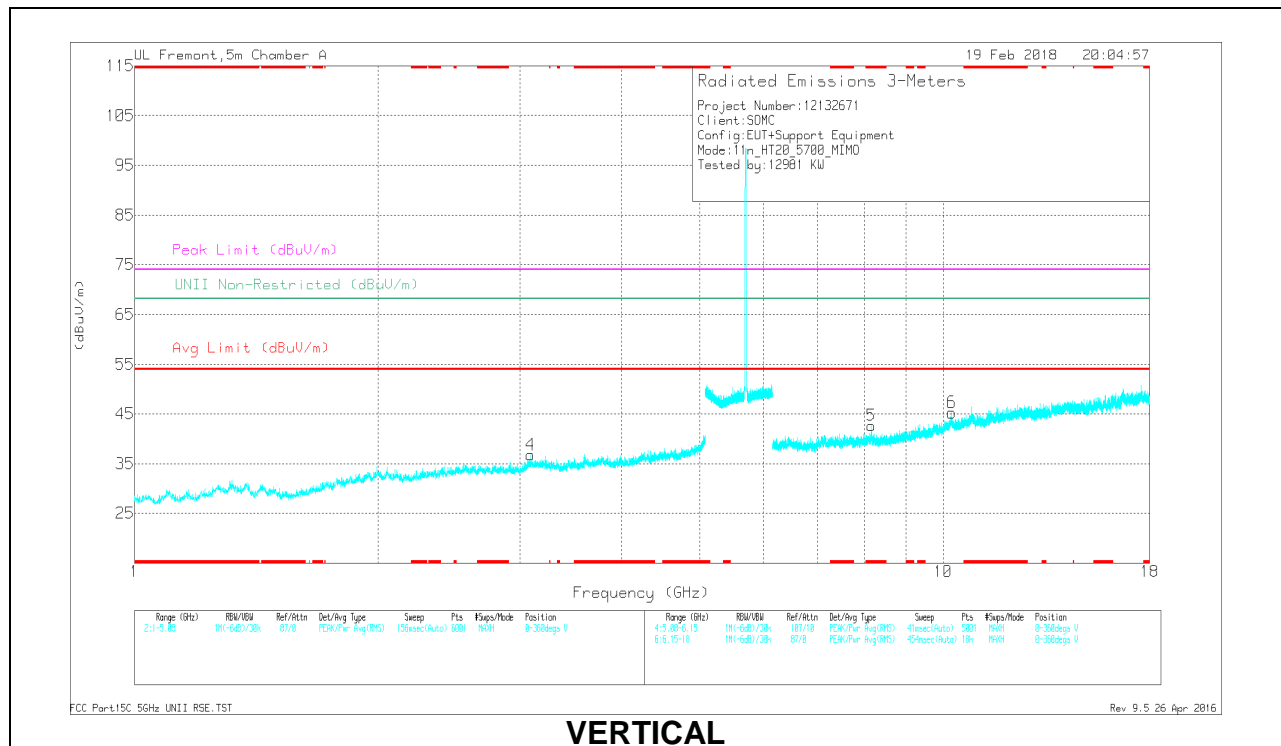
PK-U - U-NII: Maximum Peak

ADR - U-NII AD primary method, RMS average

HIGH CHANNEL RESULTS



HORIZONTAL



VERTICAL

RADIATED EMISSIONS

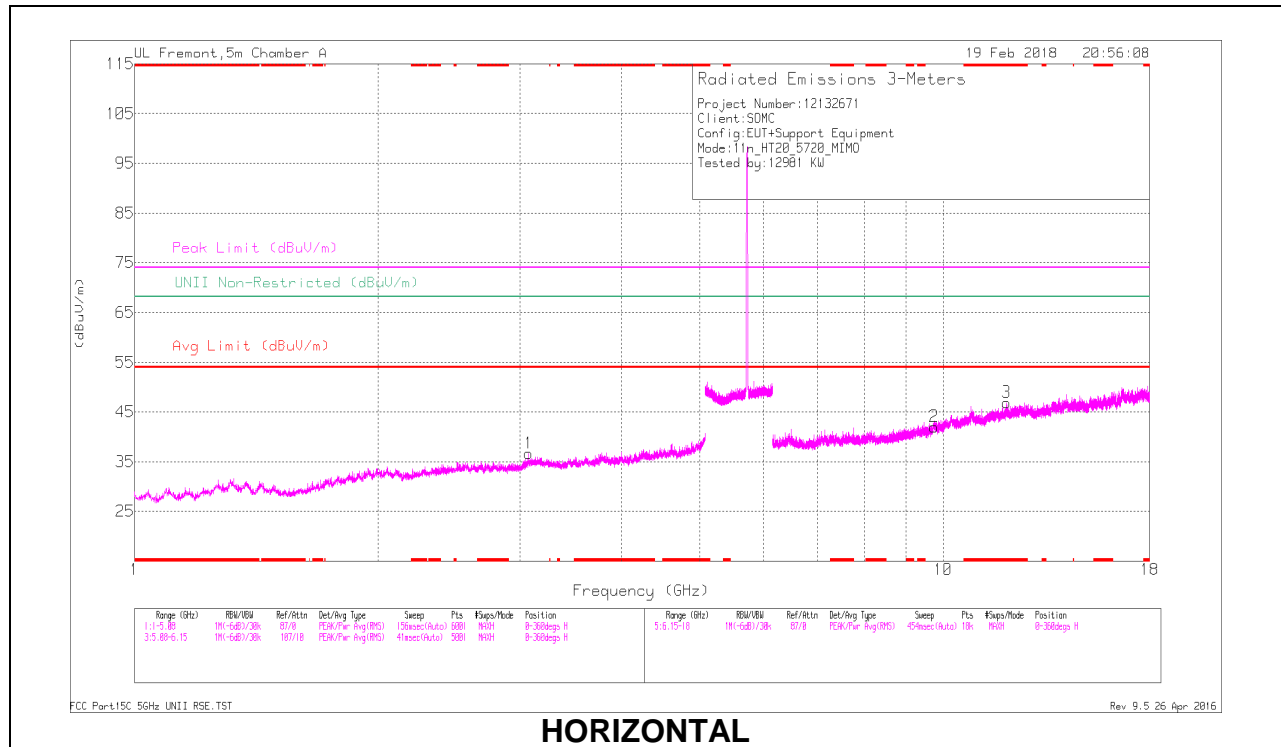
Frequency (GHz)	Meter Reading (dBuV)	Det	AF 1862 (dB/m)	Amp/Cb/Filt/Pad (dB)	DC Corr (dB)	Corrected Reading (dBuV/m)	Arg Limit (dBuV/m)	Margin (dB)	Peak Limit (dBuV/m)	PK Margin (dB)	UNII Non-Restricted (dBuV/m)	PK Margin (dB)	Azimuth (Degs)	Height (cm)	Polarity
* 10.861	31.18	PK-U	37.9	-18.4	0	50.68	-	-	74	-23.32	-	-	87	152	H
* 10.866	21.37	ADR	37.9	-18.4	.09	40.96	54	-13.04	-	-	-	-	87	152	H
* 8.151	33.5	PK-U	35.8	-21.9	0	47.4	-	-	74	-26.6	-	-	227	188	V
* 8.153	22.97	ADR	35.8	-21.9	.09	36.96	54	-17.04	-	-	-	-	227	188	V
3.089	37.51	PK-U	32.9	-28.6	0	41.81	-	-	-	-	68.2	-26.39	172	173	V
3.091	37.94	PK-U	32.9	-28.6	0	42.24	-	-	-	-	68.2	-25.96	264	200	H
8.679	32.56	PK-U	35.9	-22.2	0	46.26	-	-	-	-	68.2	-21.94	211	192	H
10.247	31.43	PK-U	37.5	-19.1	0	49.83	-	-	-	-	68.2	-18.37	133	155	V

* - indicates frequency in CFR47 Pt 15 / IC RSS-Restricted Band

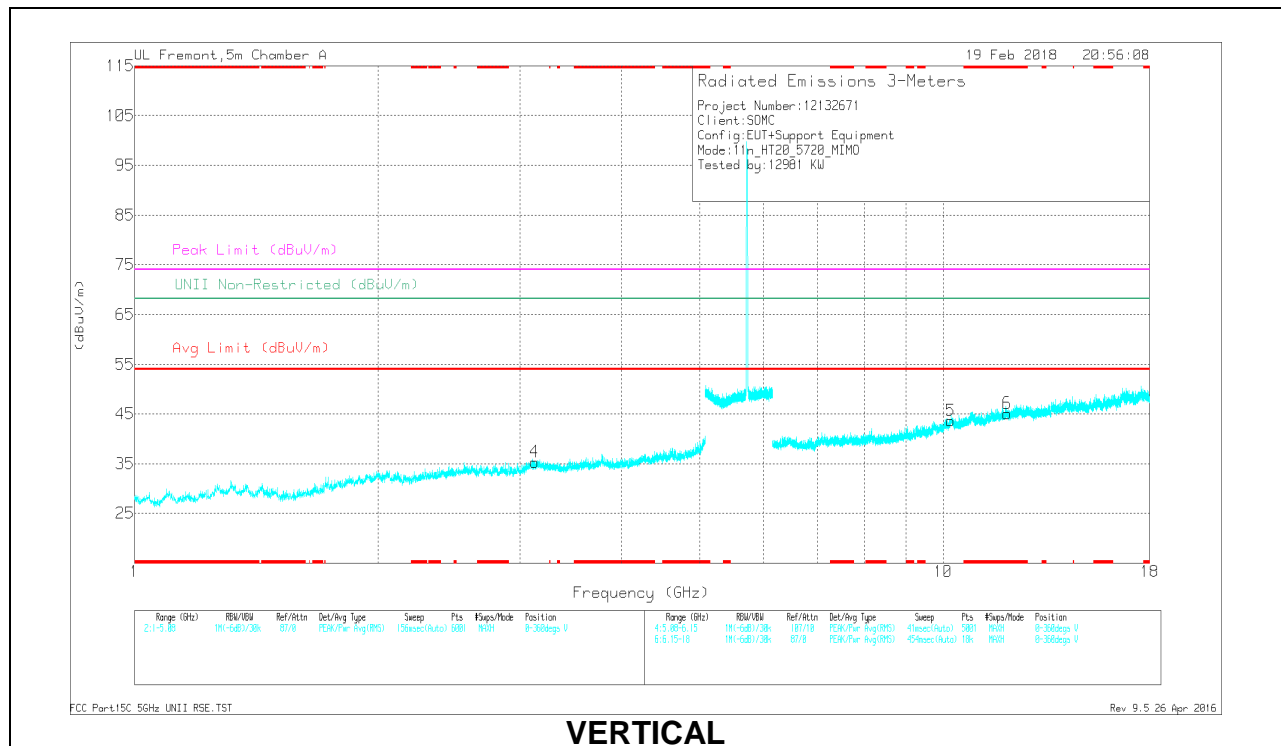
PK-U - U-NII: Maximum Peak

ADR - U-NII AD primary method, RMS average

CHANNEL 144 RESULTS



HORIZONTAL



VERTICAL

RADIATED EMISSIONS

Frequency (GHz)	Meter Reading (dBuV)	Det	AF 1862 (dB/m)	Amp/Cb/Filt/Pad (dB)	DC Corr (dB)	Corrected Reading (dBuV/m)	Arg Limit (dBuV/m)	Margin (dB)	Peak Limit (dBuV/m)	PK Margin (dB)	UNII Non-Restricted (dBuV/m)	PK Margin (dB)	Azimuth (Degs)	Height (cm)	Polarity
* 11.976	31.38	PK-U	38.9	-18.9	0	51.38	-	-	74	-22.62	-	-	118	138	H
* 11.973	21.67	ADR	38.9	-18.8	.09	41.86	54	-12.14	-	-	-	-	118	138	H
* 11.995	31.54	PK-U	38.9	-19.1	0	51.34	-	-	74	-22.66	-	-	91	145	V
* 11.993	21.61	ADR	38.9	-19.1	.09	41.5	54	-12.5	-	-	-	-	91	145	V
3.073	37.71	PK-U	32.8	-28.8	0	41.71	-	-	-	-	68.2	-26.49	135	191	H
3.125	37.43	PK-U	32.9	-28.5	0	41.83	-	-	-	-	68.2	-26.37	226	159	V
9.747	33.5	PK-U	36.9	-20.6	0	49.8	-	-	-	-	68.2	-18.4	302	161	H
10.211	32.46	PK-U	37.4	-19.6	0	50.26	-	-	-	-	68.2	-17.94	119	168	V

* - indicates frequency in CFR47 Pt 15 / IC RSS-Restricted Band

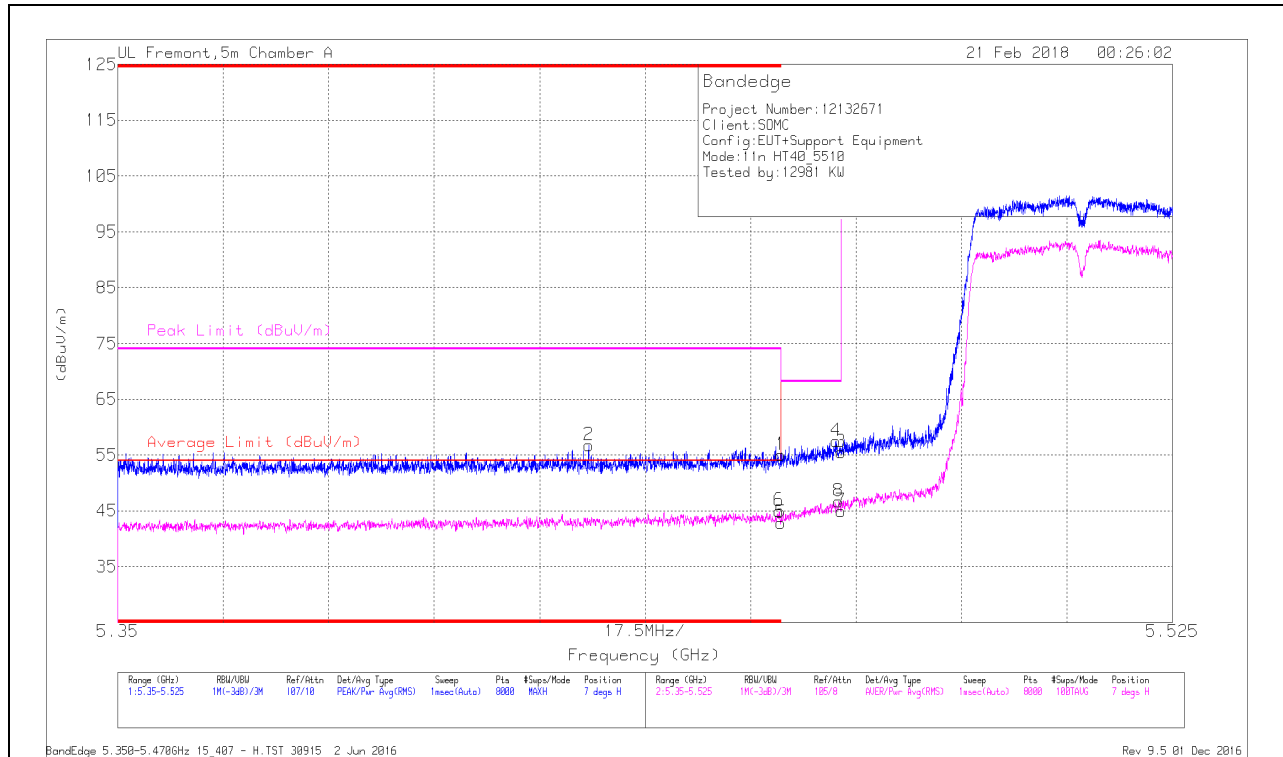
PK-U - U-NII: Maximum Peak

ADR - U-NII AD primary method, RMS average

9.1.11. TX ABOVE 1 GHz 802.11n HT40 2TX CDD MODE IN THE 5.6 GHz BAND

BANDEDGE (LOW CHANNEL)

HORIZONTAL RESULT



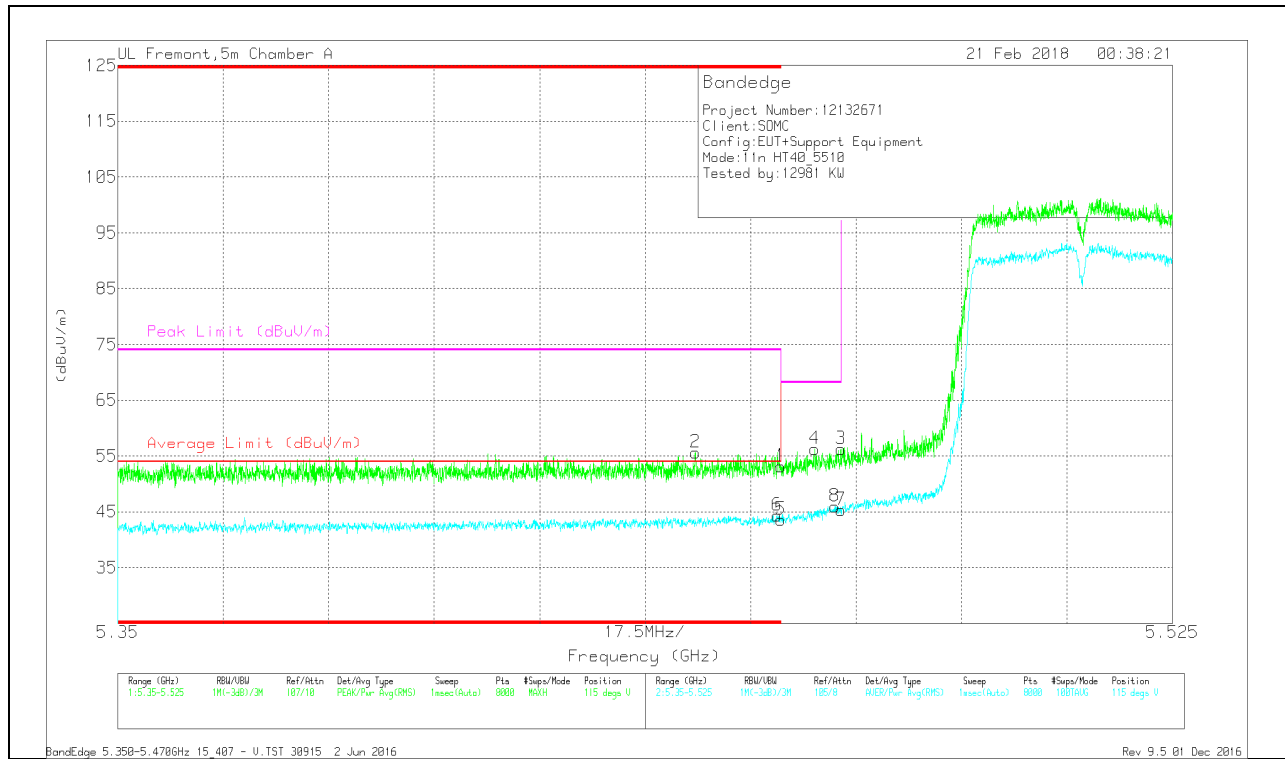
Marker	Frequency (GHz)	Meter Reading (dBuV)	Det	AF T862 (dBm)	Amp/CbW/Ftr/Pad (dB)	DC Corr (dB)	Corrected Reading (dBuV/m)	Average Limit (dBuV/m)	Margin (dB)	Peak Limit (dBuV/m)	PK Margin (dB)	Azimuth (Degs)	Height (cm)	Polarity
2	* 5.428	40.61	Pk	34.7	-18.6	0	56.71	-	-	74	-17.29	7	214	H
1	* 5.46	38.91	Pk	34.7	-18.6	0	55.01	-	-	74	-18.99	7	214	H
5	* 5.46	26.45	RMS	34.7	-18.6	.29	42.84	54	-11.16	-	-	7	214	H
6	* 5.46	28.62	RMS	34.7	-18.6	.29	45.01	54	-8.99	-	-	7	214	H
4	5.469	41.16	Pk	34.8	-18.5	0	57.46	-	-	68.2	-10.74	7	214	H
3	5.47	39.16	Pk	34.8	-18.5	0	55.46	-	-	68.2	-12.74	7	214	H
7	5.47	28.38	RMS	34.8	-18.5	.29	44.97	-	-	-	-	7	214	H
8	5.47	30.12	RMS	34.8	-18.5	.29	46.71	-	-	-	-	7	214	H

* - indicates frequency in CFR47 Pt 15 / IC RSS-Restricted Band

Pk - Peak detector

RMS - RMS detection

VERTICAL RESULT

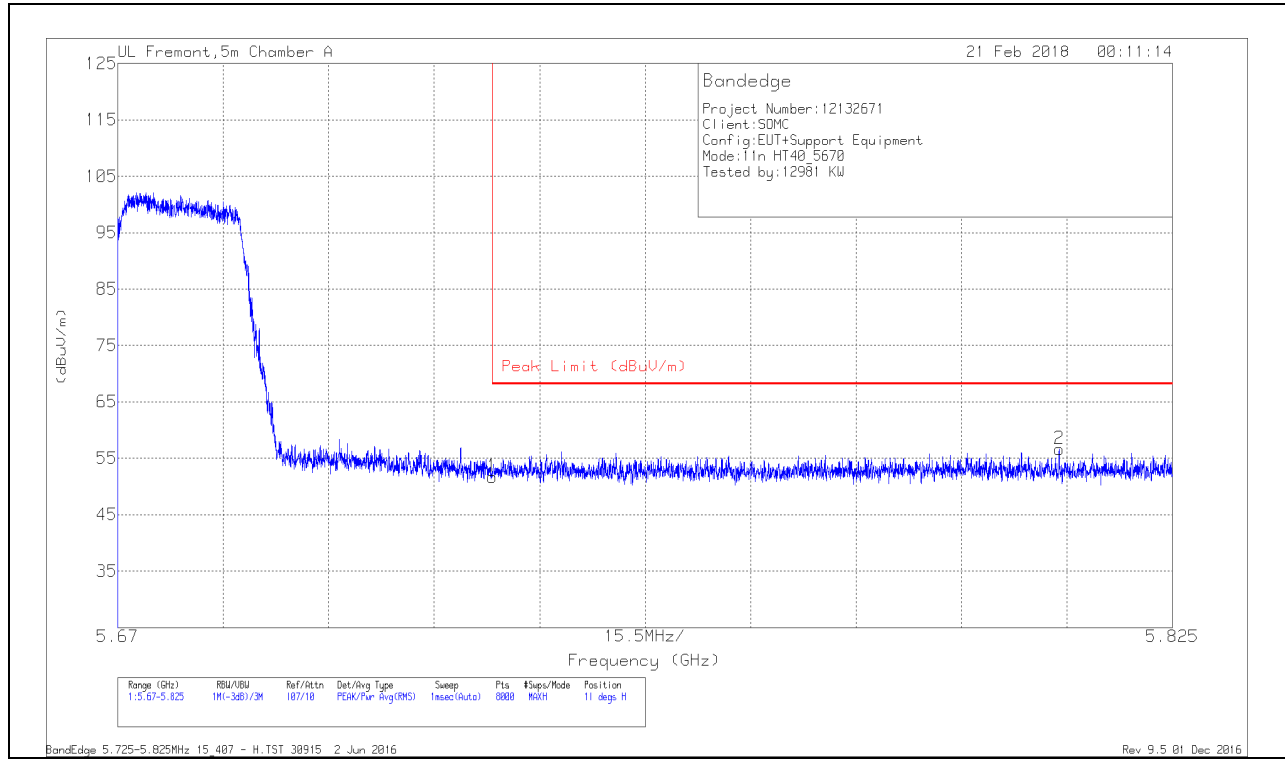


Marker	Frequency (GHz)	Meter Reading (dBuV)	Det	AF Y862 (dBm)	Amp/CbW/Filt/Pad (dB)	DC Corr (dB)	Corrected Reading (dBuV/m)	Average Limit (dBuV/m)	Margin (dB)	Peak Limit (dBuV/m)	PK Margin (dB)	Azimuth (Degs)	Height (cm)	Polarity
2	* 5.446	39.47	Pk	34.7	-18.5	0	55.67	-	-	74	-18.33	115	201	V
6	* 5.459	27.99	RMS	34.7	-18.6	.29	44.38	54	-9.62	-	-	115	201	V
1	* 5.46	37.04	Pk	34.7	-18.6	0	53.14	-	-	74	-20.86	115	201	V
5	* 5.46	27.22	RMS	34.7	-18.6	.29	43.51	54	-10.39	-	-	115	201	V
4	5.466	40.05	Pk	34.7	-18.5	0	56.25	-	-	68.2	-11.95	115	201	V
8	5.469	29.4	RMS	34.8	-18.5	.29	45.99	-	-	-	-	115	201	V
3	5.47	39.92	Pk	34.8	-18.5	0	56.22	-	-	68.2	-11.98	115	201	V
7	5.47	28.68	RMS	34.8	-18.5	.29	45.27	-	-	-	-	115	201	V

* - indicates frequency in CFR47 Pt 15 / IC RSS-Restricted Band
 Pk - Peak detector
 RMS - RMS detection

BANDEDGE (HIGH CHANNEL)

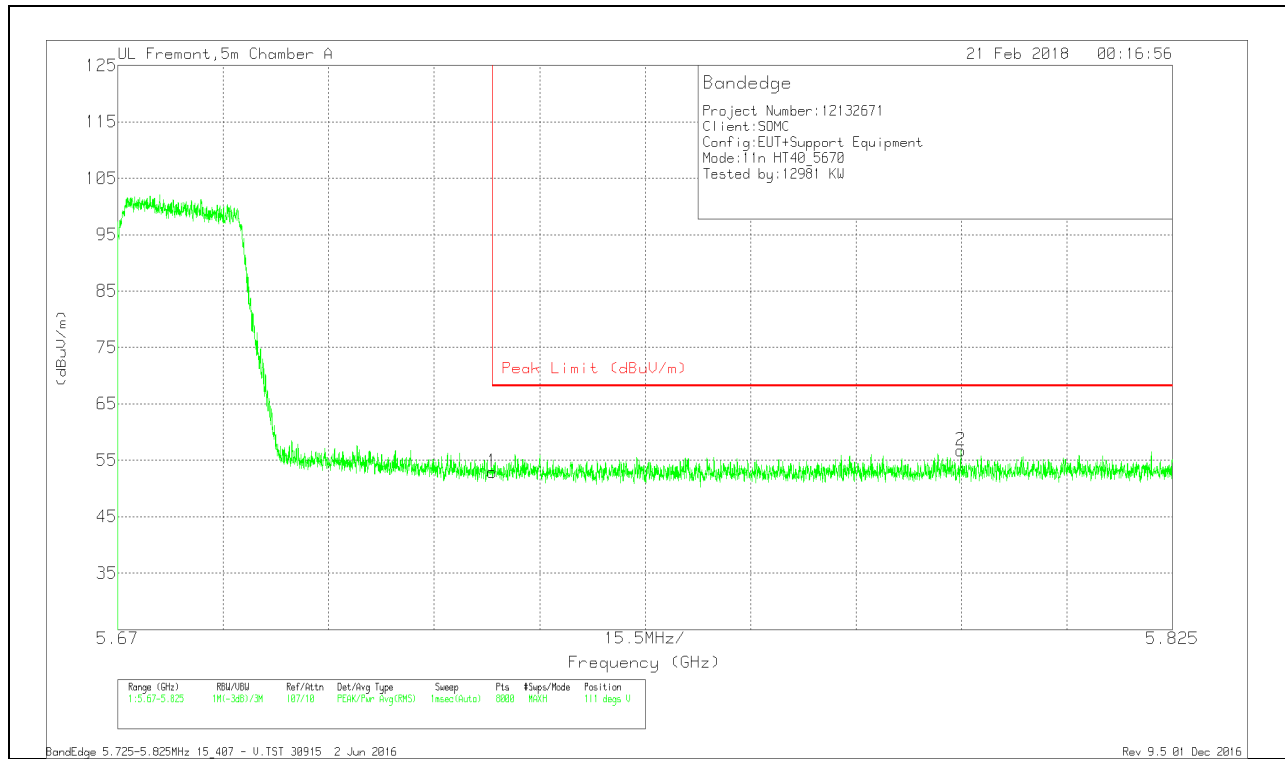
HORIZONTAL RESULT



Marker	Frequency (GHz)	Meter Reading (dBuV)	Det	AF T862 (dB/m)	Amp/Cb/Filtr/Pad (dB)	DC Corr (dB)	Corrected Reading (dBuV/m)	Peak Limit (dBuV/m)	PK Margin (dB)	Azimuth (Degs)	Height (cm)	Polarity
1	5.725	35.26	Pk	35	-18.6	0	51.66	68.2	-16.54	11	235	H
2	5.808	39.8	Pk	35.1	-18.3	0	56.6	68.2	-11.6	11	235	H

* - indicates frequency in CFR47 Pt 15 / IC RSS-Restricted Band
 Pk - Peak detector

VERTICAL RESULT

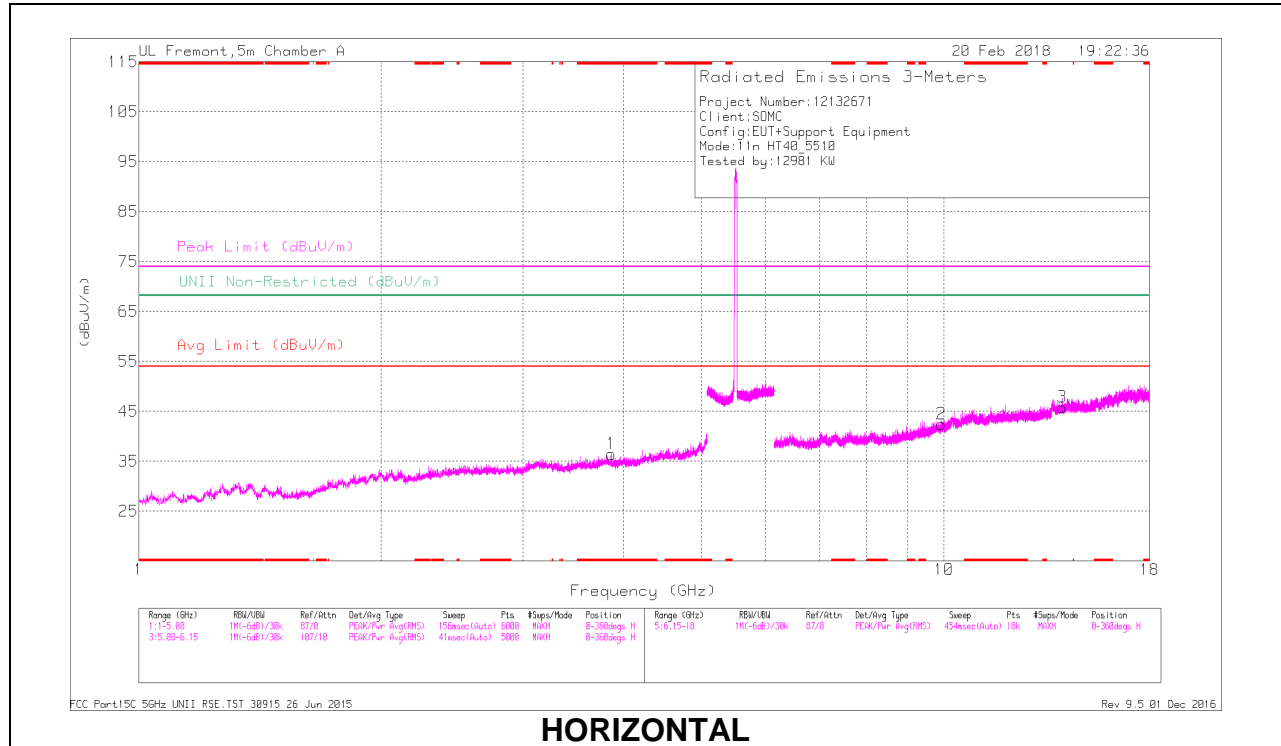


Marker	Frequency (GHz)	Meter Reading (dBuV)	Det	AF T862 (dB/m)	Amp/Cbl/Filtr/Pad (dB)	DC Corr (dB)	Corrected Reading (dBuV/m)	Peak Limit (dBuV/m)	PK Margin (dB)	Azimuth (Degs)	Height (cm)	Polarity
1	5.725	36.56	Pk	35	-18.6	0	52.96	68.2	-15.24	111	191	V
2	5.794	40	Pk	35.1	-18.4	0	56.7	68.2	-11.5	111	191	V

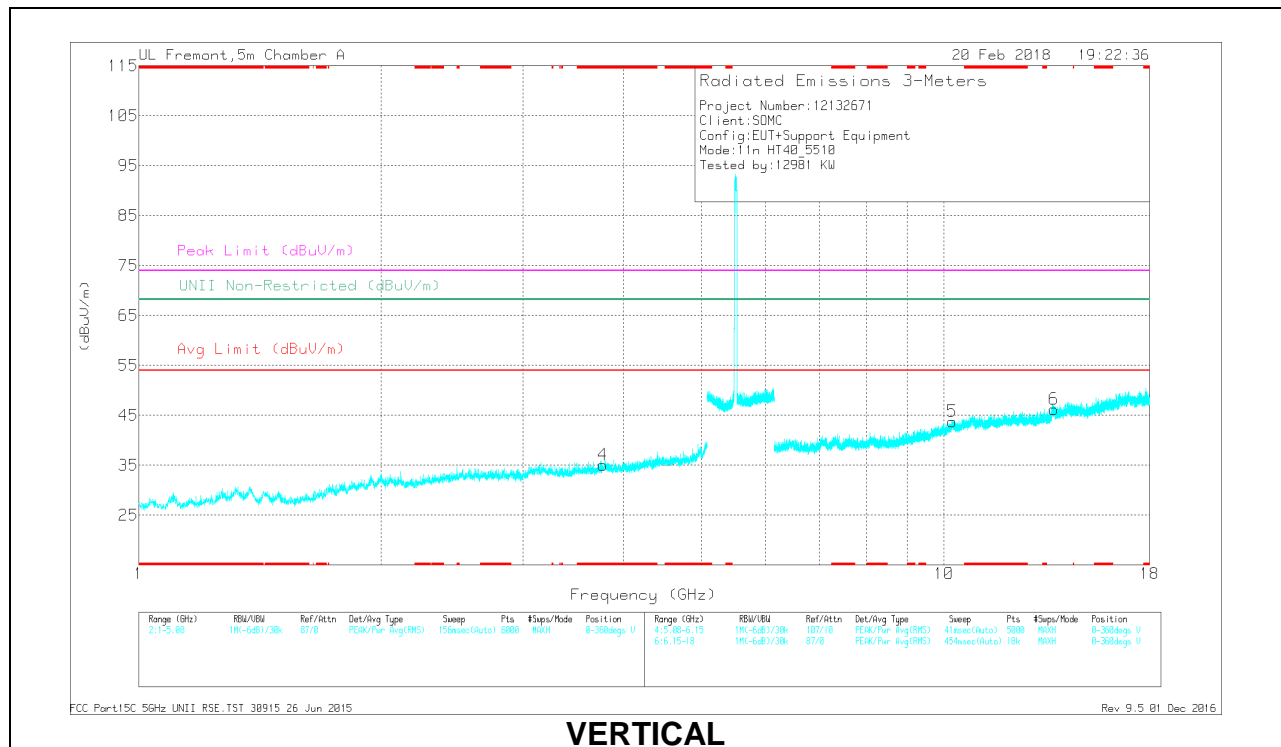
* - indicates frequency in CFR47 Pt 15 / IC RSS-Restricted Band
 Pk - Peak detector

HARMONICS AND SPURIOUS EMISSIONS

LOW CHANNEL RESULTS



HORIZONTAL



VERTICAL

RADIATED EMISSIONS

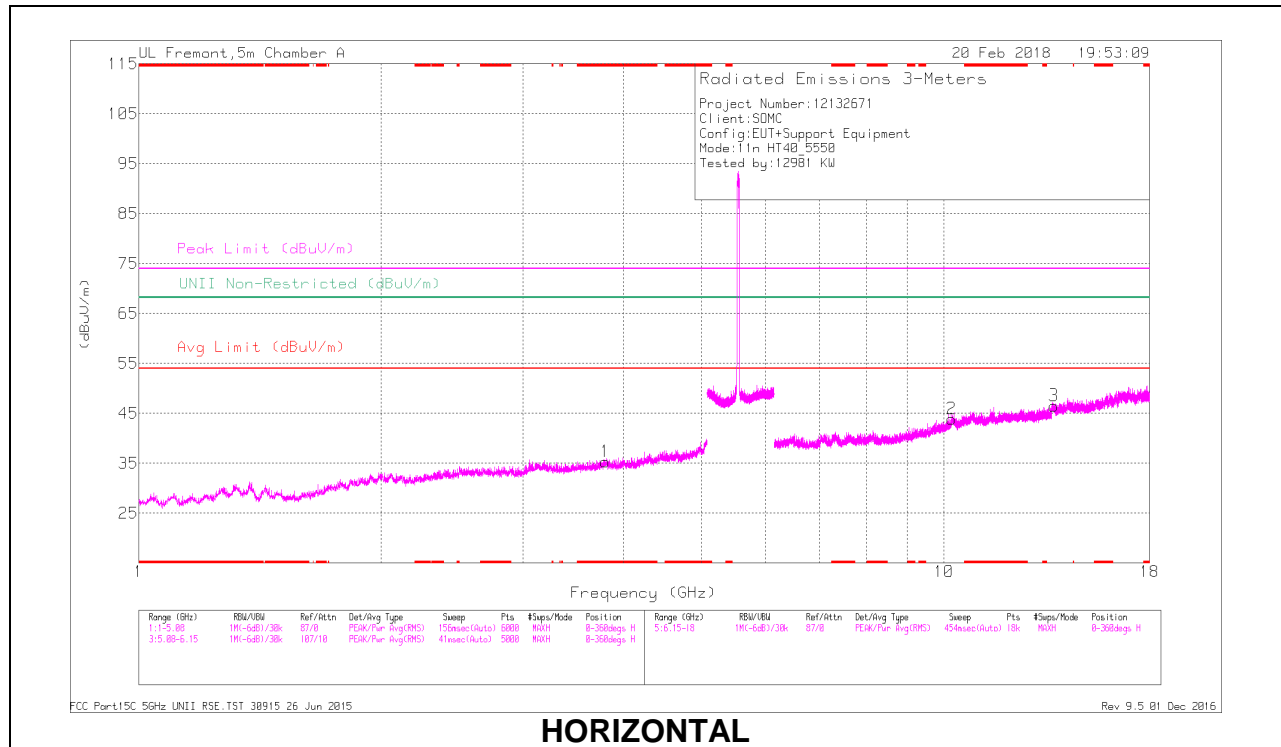
Frequency (GHz)	Meter Reading (dBuV)	Det	AF T862 (dBm)	Amp/Cbl/Ftr/Pad (dB)	DC Corr (dB)	Corrected Reading (dBuV/m)	Avg Limit (dBuV/m)	Margin (dB)	Peak Limit (dBuV/m)	PK Margin (dB)	UNII Non-Restricted (dBuV/m)	PK Margin (dB)	Azimuth (Degs)	Height (cm)	Polarity
* 3.864	38.07	PK-U	33	-28.8	0	42.27	-	-	74	-31.73	-	-	54	112	H
* 3.863	26.47	ADR	33	-28.8	.29	30.96	54	-23.04	-	-	-	-	54	112	H
* 3.771	37.35	PK-U	33.2	-28.7	0	41.85	-	-	74	-32.15	-	-	152	181	V
* 3.774	26.46	ADR	33.2	-28.6	.29	31.35	54	-22.65	-	-	-	-	152	181	V
9.923	32.42	PK-U	37.2	-20.9	0	48.72	-	-	-	-	68.2	-19.48	223	188	H
10.237	32.81	PK-U	37.5	-19.1	0	51.21	-	-	-	-	68.2	-16.99	312	179	V
13.689	32.81	PK-U	39.3	-19.6	0	52.51	-	-	-	-	68.2	-15.69	88	156	V
14.024	33	PK-U	39.5	-19.6	0	52.9	-	-	-	-	68.2	-15.3	164	200	H

* - indicates frequency in CFR47 Pt 15 / IC RSS-Restricted Band

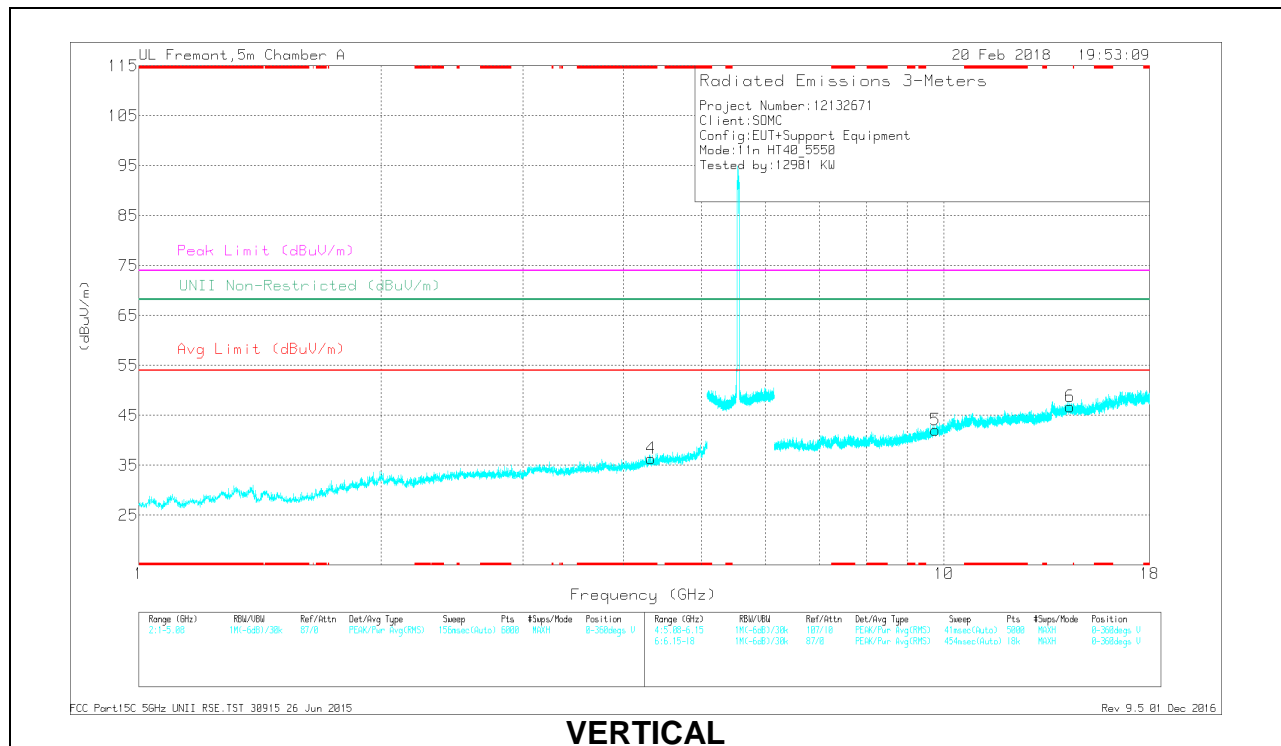
PK-U - U-NII: Maximum Peak

ADR - U-NII AD primary method, RMS average

MID CHANNEL RESULTS



HORIZONTAL



VERTICAL

RADIATED EMISSIONS

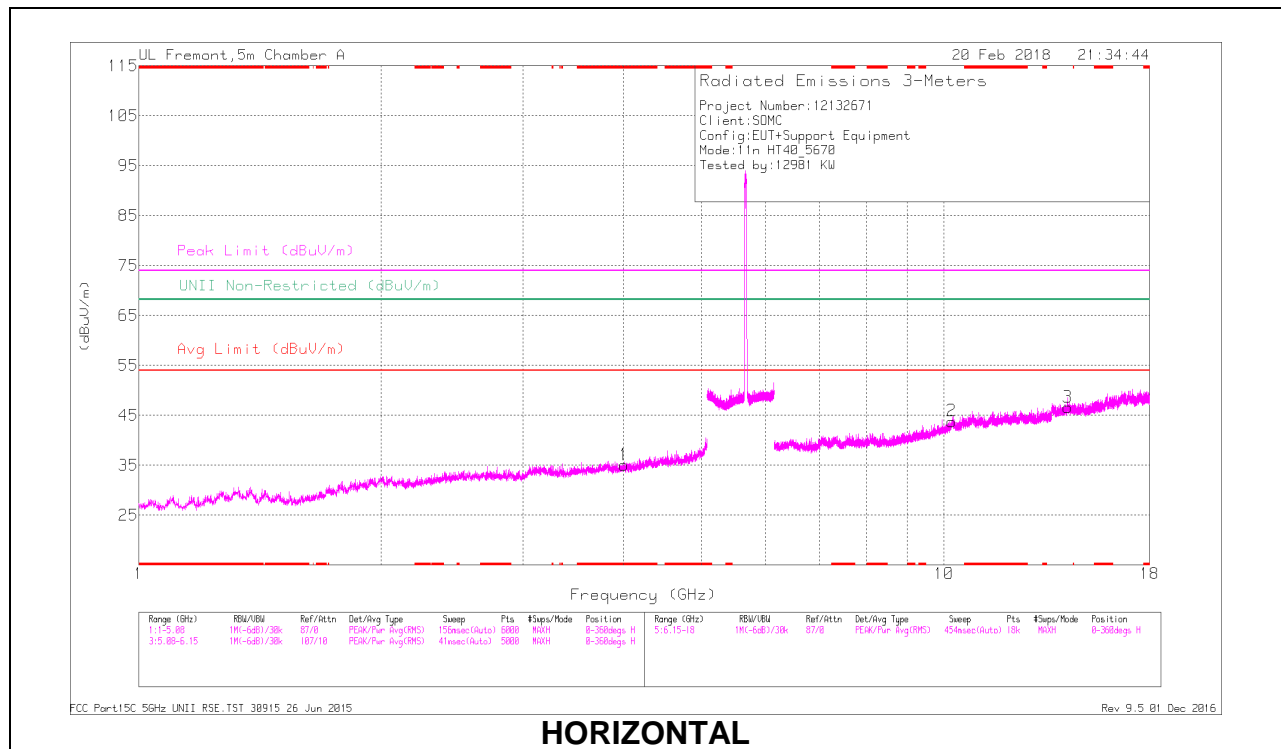
Frequency (GHz)	Meter Reading (dBuV)	Det	AF T862 (dBm)	Amp/Cbl/Ftr/Pad (dB)	DC Corr (dB)	Corrected Reading (dBuV/m)	Avg Limit (dBuV/m)	Margin (dB)	Peak Limit (dBuV/m)	PK Margin (dB)	UNII Non-Restricted (dBuV/m)	PK Margin (dB)	Azimuth (Degs)	Height (cm)	Polarity
* 3.8	36.84	PK-U	33.2	-28.3	0	41.74	-	-	74	-32.26	-	-	87	151	H
* 3.8	26.28	ADR	33.2	-28.3	.29	31.47	54	-22.53	-	-	-	-	87	151	H
* 4.323	37.78	PK-U	33.6	-28.1	0	43.28	-	-	74	-30.72	-	-	112	123	V
* 4.324	26.4	ADR	33.6	-28.2	.29	32.09	54	-21.91	-	-	-	-	112	123	V
9.755	33.62	PK-U	36.9	-21.1	0	49.42	-	-	-	-	68.2	-18.78	110	183	V
10.225	32.57	PK-U	37.5	-19.5	0	50.57	-	-	-	-	68.2	-17.63	66	175	H
13.692	33.1	PK-U	39.3	-19.6	0	52.8	-	-	-	-	68.2	-15.4	213	224	H
14.341	32.68	PK-U	39.7	-19.4	0	52.98	-	-	-	-	68.2	-15.22	169	131	V

* - indicates frequency in CFR47 Pt 15 / IC RSS-Restricted Band

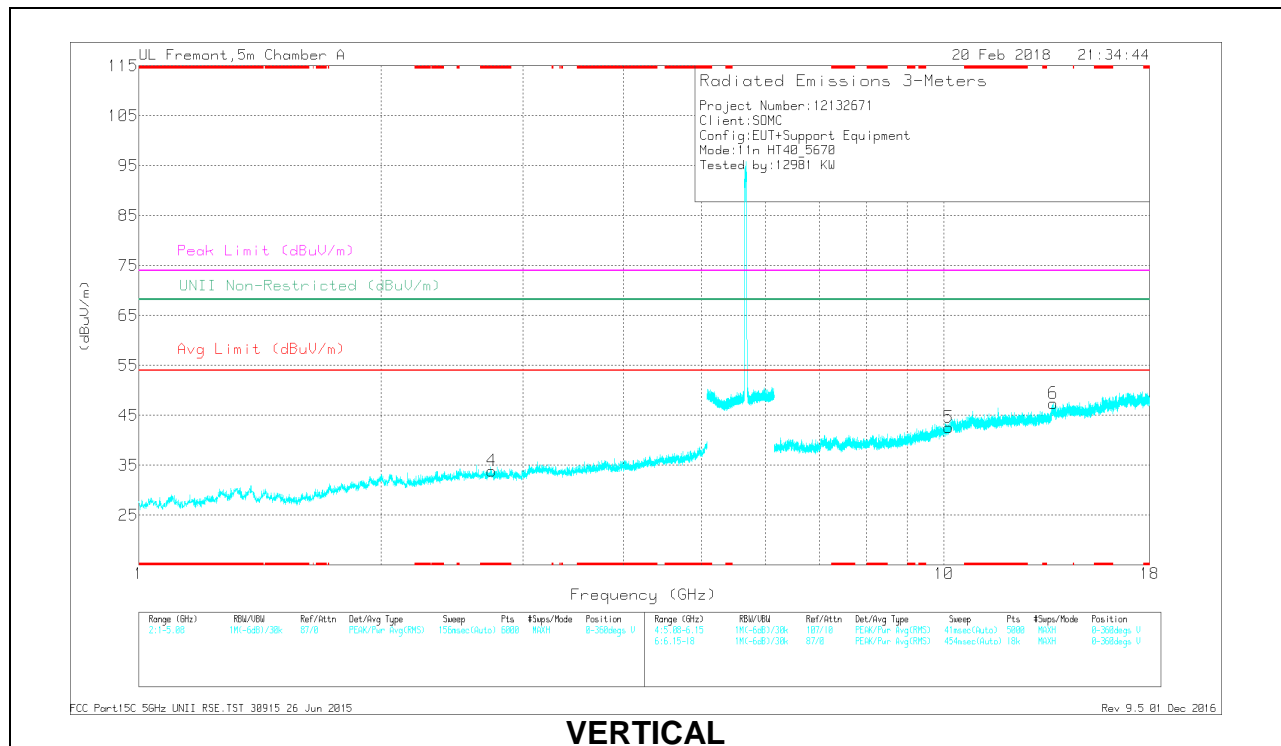
PK-U - U-NII: Maximum Peak

ADR - U-NII AD primary method, RMS average

HIGH CHANNEL RESULTS



HORIZONTAL



VERTICAL

RADIATED EMISSIONS

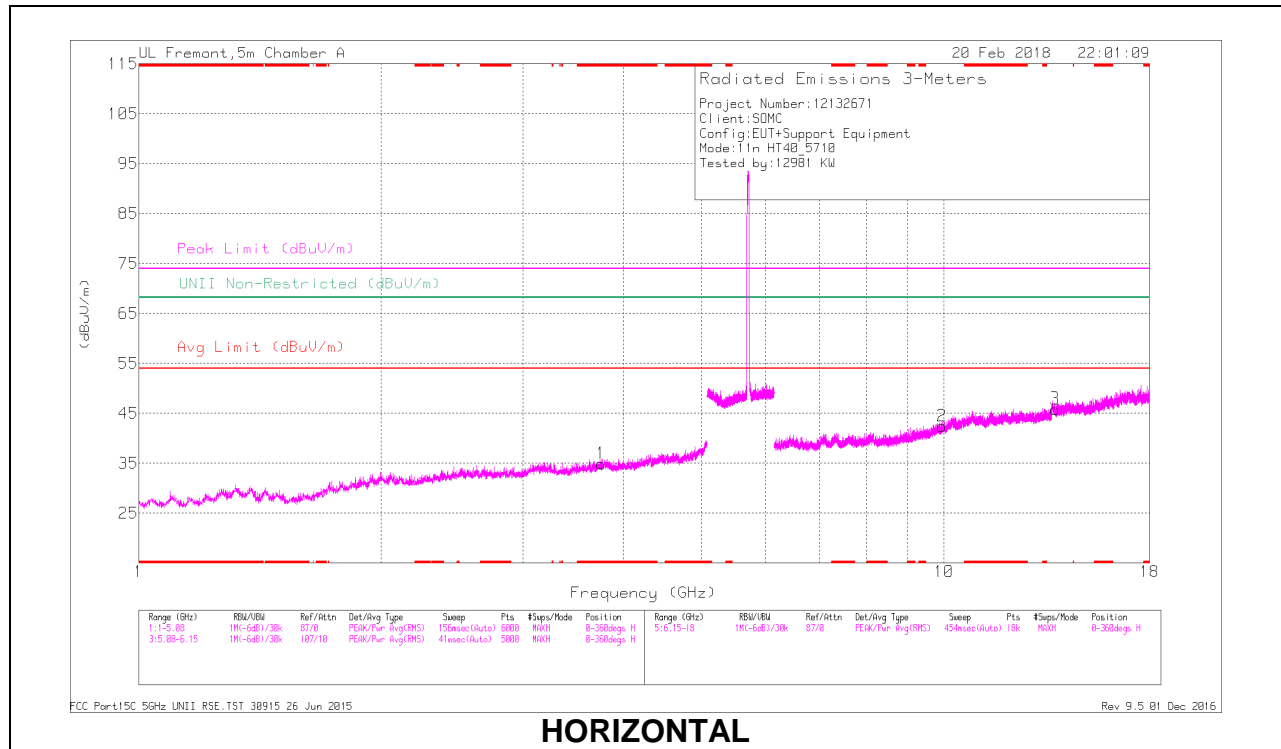
Frequency (GHz)	Meter Reading (dBuV)	Det	AF T862 (dBm)	Amp/Cbl/Ftr/Pad (dB)	DC Corr (dB)	Corrected Reading (dBuV/m)	Avg Limit (dBuV/m)	Margin (dB)	Peak Limit (dBuV/m)	PK Margin (dB)	UNII Non-Restricted (dBuV/m)	PK Margin (dB)	Azimuth (Degs)	Height (cm)	Polarity
* 4.007	37.13	PK-U	33.4	-28.4	0	42.13	-	-	74	-31.87	-	-	165	172	H
* 4.007	25.79	ADR	33.4	-28.3	.29	31.18	54	-22.82	-	-	-	-	165	172	H
* 2.746	38.68	PK-U	32.4	-30.6	0	40.48	-	-	74	-33.52	-	-	133	155	V
* 2.744	27.05	ADR	32.4	-30.6	.29	29.14	54	-24.86	-	-	-	-	133	155	V
10.135	32.45	PK-U	37.4	-20.7	0	49.15	-	-	-	-	68.2	-19.05	225	129	V
10.219	33.07	PK-U	37.5	-19.7	0	50.87	-	-	-	-	68.2	-17.33	111	103	H
13.67	33.01	PK-U	39.3	-19.2	0	53.11	-	-	-	-	68.2	-15.09	84	277	V
14.245	32.99	PK-U	39.6	-18.9	0	53.69	-	-	-	-	68.2	-14.51	266	110	H

* - indicates frequency in CFR47 Pt 15 / IC RSS-Restricted Band

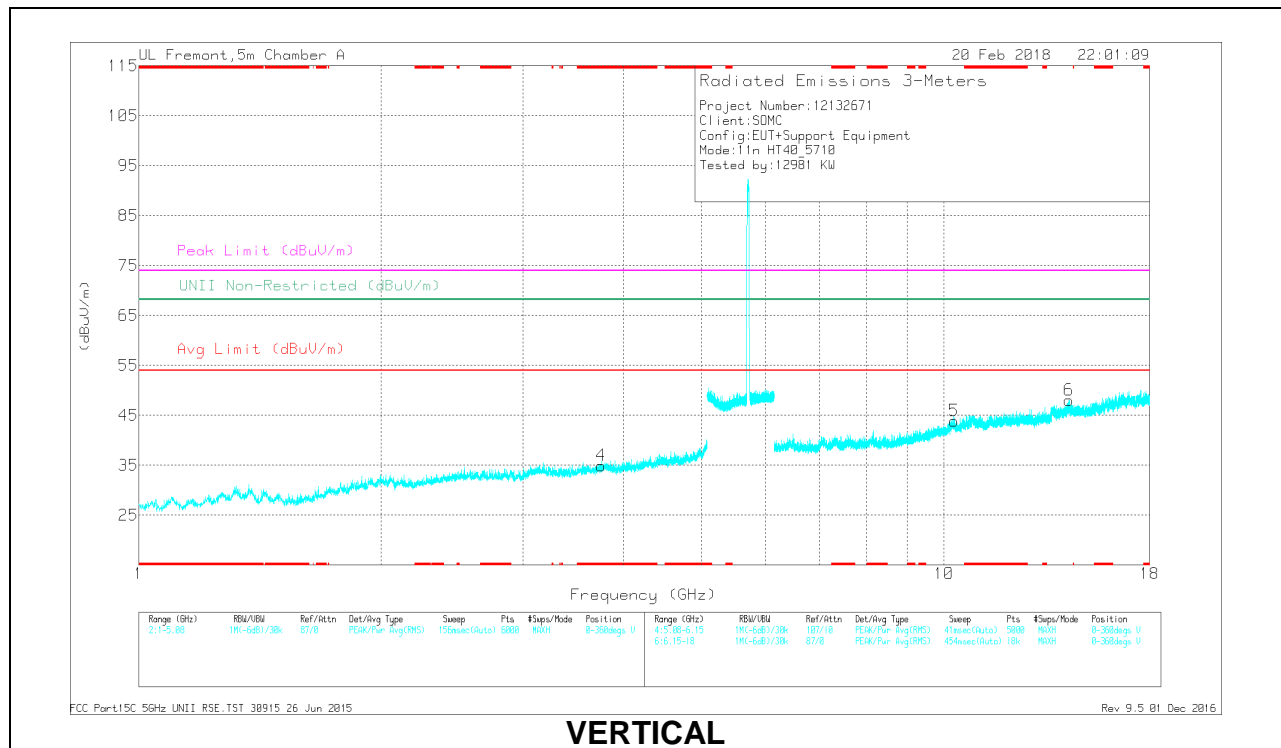
PK-U - U-NII: Maximum Peak

ADR - U-NII AD primary method, RMS average

CHANNEL 142 RESULTS



HORIZONTAL



VERTICAL

RADIATED EMISSIONS

Frequency (GHz)	Meter Reading (dBuV)	Det	AF T862 (dBm)	Amp/Coil/Fiber/Pad (dB)	DC Corr (dB)	Corrected Reading (dBuV/m)	Avg Limit (dBuV/m)	Margin (dB)	Peak Limit (dBuV/m)	PK Margin (dB)	UNII Non-Restricted (dBuV/m)	PK Margin (dB)	Azimuth (Degs)	Height (cm)	Polarity
* 3.75	38.77	PK-U	33.1	-28.8	0	43.07	-	-	74	-30.93	-	-	80	171	H
* 3.748	26.26	ADR	33.1	-28.8	.29	30.85	54	-23.15	-	-	-	-	80	171	H
* 3.752	37.23	PK-U	33.1	-28.8	0	41.53	-	-	74	-32.47	-	-	244	133	V
* 3.753	26.44	ADR	33.1	-28.8	.29	31.03	54	-22.97	-	-	-	-	244	133	V
9.943	32.57	PK-U	37.2	-20.7	0	49.07	-	-	-	-	68.2	-19.13	11	185	H
10.289	32.32	PK-U	37.5	-19.3	0	50.52	-	-	-	-	68.2	-17.68	116	230	V
13.736	32.48	PK-U	39.3	-19.4	0	52.38	-	-	-	-	68.2	-15.82	310	128	H
14.295	33.08	PK-U	39.7	-18.7	0	54.08	-	-	-	-	68.2	-14.12	291	210	V

* - indicates frequency in CFR47 Pt 15 / IC RSS-Restricted Band

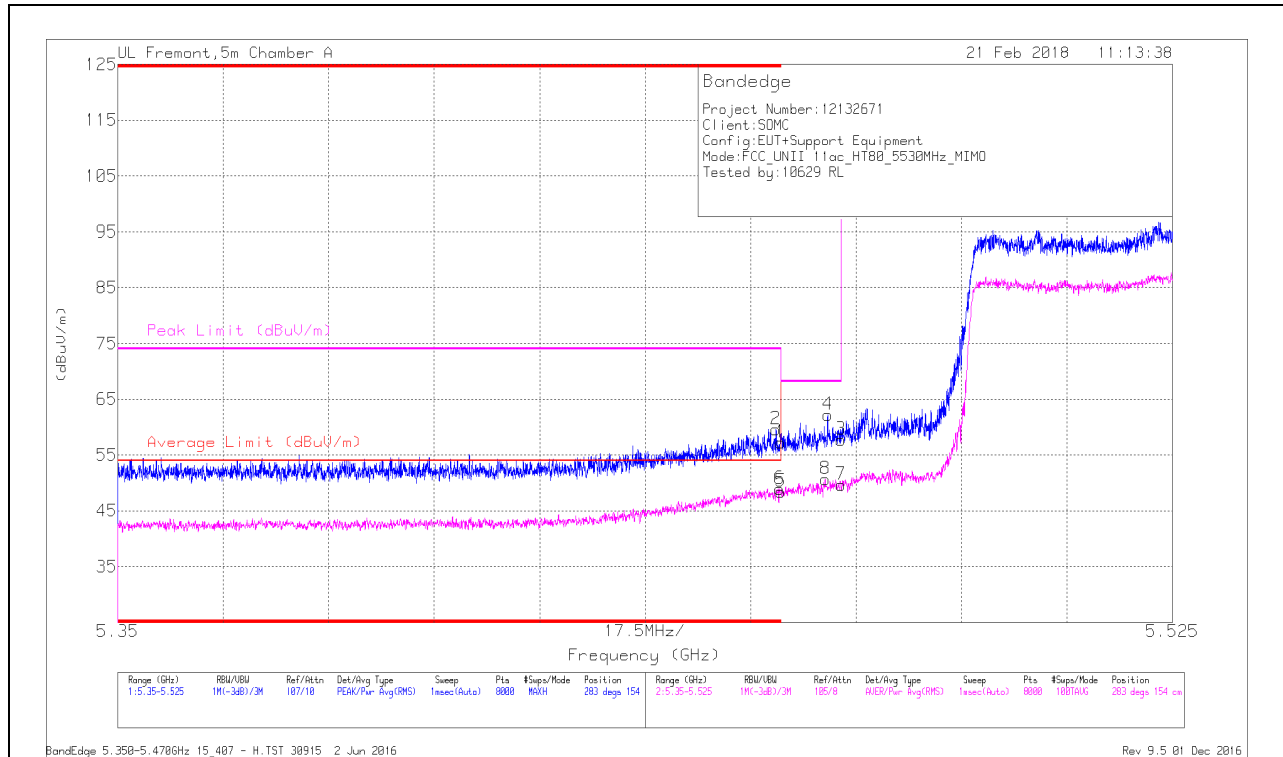
PK-U - U-NII: Maximum Peak

ADR - U-NII AD primary method, RMS average

9.1.12. TX ABOVE 1 GHz 802.11ac VHT80 2TX CDD MODE IN THE 5.6 GHz BAND

BANDEDGE (LOW CHANNEL)

HORIZONTAL RESULT



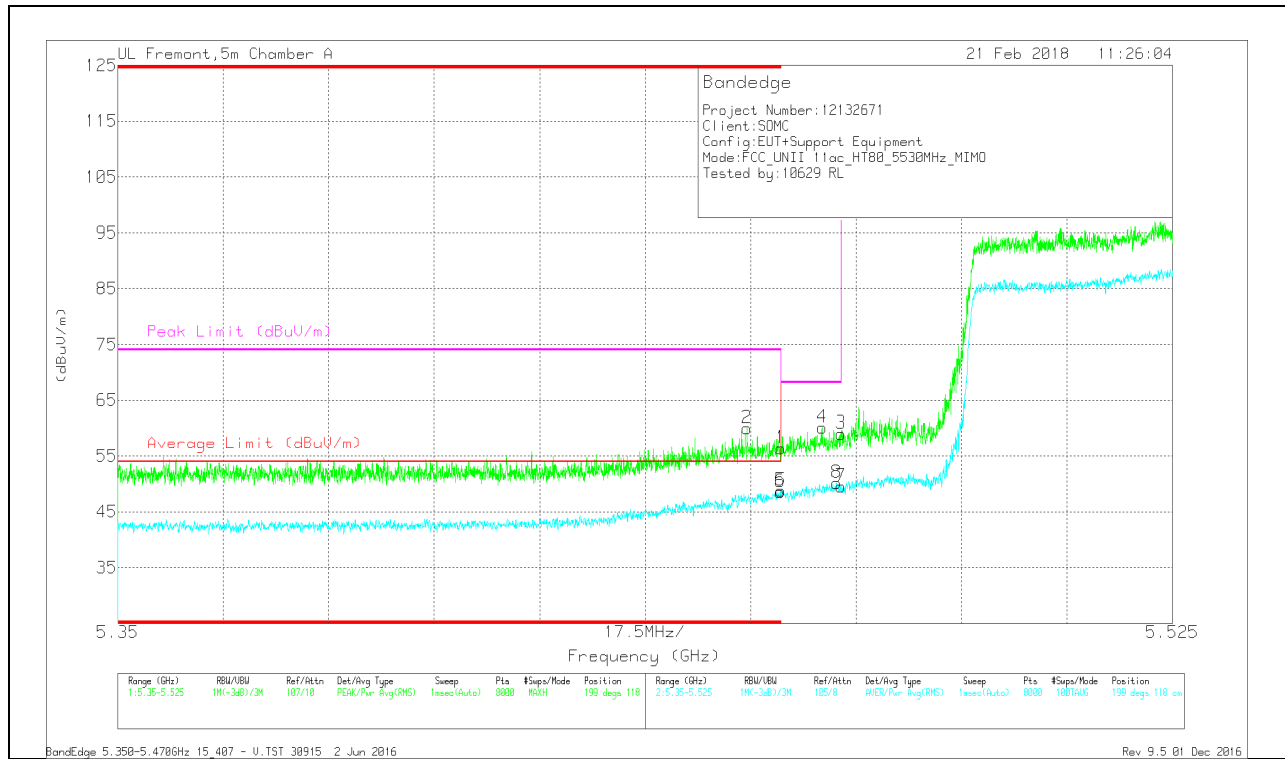
Marker	Frequency (GHz)	Meter Reading (dBuV)	Det	AF T652 (dBm)	Amp/Cbl/Fitr/Pad (dB)	DC Corr (dB)	Corrected Reading (dBuV/m)	Average Limit (dBuV/m)	Margin (dB)	Peak Limit (dBuV/m)	PK Margin (dB)	Azimuth (Degs)	Height (cm)	Polarity
1	* 5.46	41.11	Pk	34.7	-18.6	0	57.21	-	-	74	-16.79	283	154	H
2	* 5.459	43.49	Pk	34.7	-18.6	0	59.59	-	-	74	-14.41	283	154	H
5	* 5.46	31.85	RMS	34.7	-18.6	.53	48.48	54	-5.52	-	-	283	154	H
6	* 5.46	32.32	RMS	34.7	-18.6	.53	48.95	54	-5.05	-	-	283	154	H
8	5.467	33.8	RMS	34.8	-18.5	.53	50.63	-	-	-	-	283	154	H
4	5.468	45.93	Pk	34.8	-18.5	0	62.23	-	-	68.2	-5.97	283	154	H
3	5.47	41.45	Pk	34.8	-18.5	0	57.75	-	-	68.2	-10.45	283	154	H
7	5.47	32.83	RMS	34.8	-18.5	.53	49.66	-	-	-	-	283	154	H

* - indicates frequency in CFR47 Pt 15 / IC RSS-Restricted Band

Pk - Peak detector

RMS - RMS detection

VERTICAL RESULT

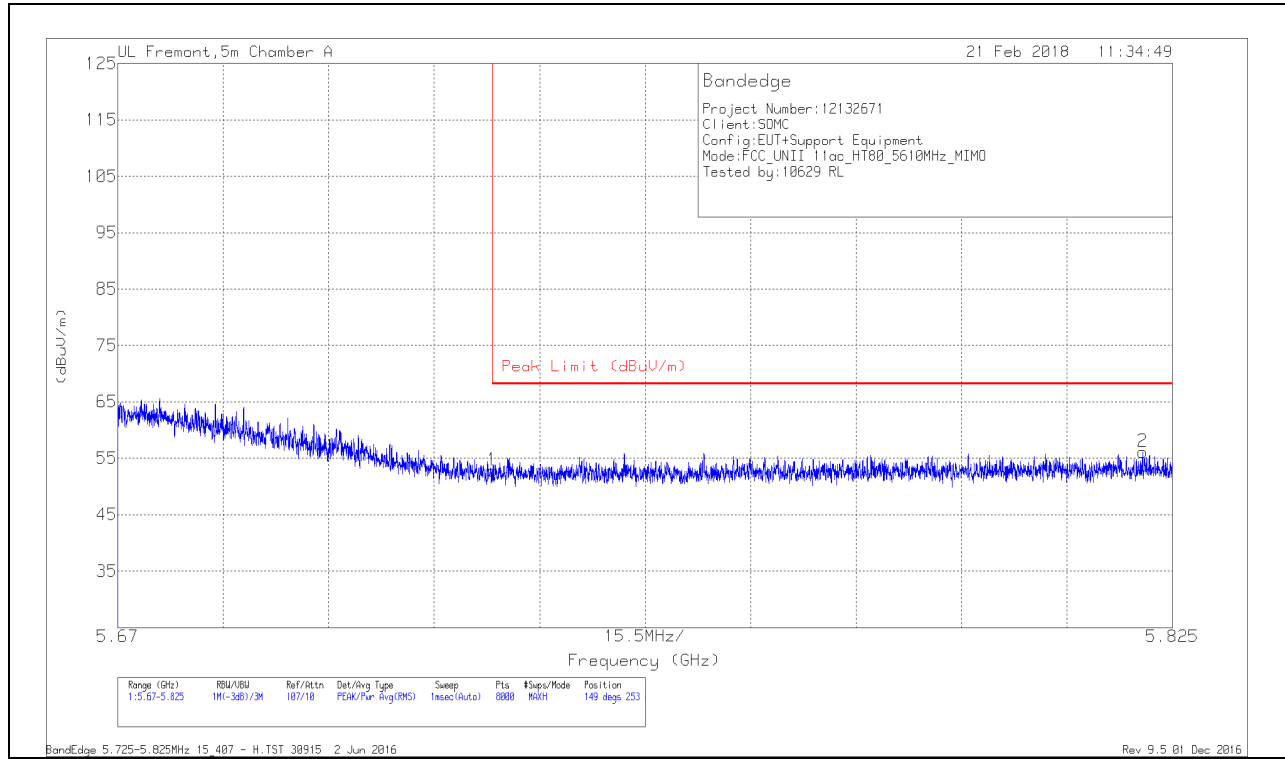


Marker	Frequency (GHz)	Meter Reading (dBuV)	Det	AF Y862 (dB/m)	Amp/Ch/Filt/Pad (dB)	DC Corr (dB)	Corrected Reading (dBuV/m)	Average Limit (dBuV/m)	Margin (dB)	Peak Limit (dBuV/m)	PK Margin (dB)	Azimuth (Degs)	Height (cm)	Polarity
1	* 5.46	40.23	Pk	34.7	-18.6	0	56.33	-	-	74	-17.67	199	118	V
2	* 5.454	43.85	Pk	34.7	-18.6	0	59.95	-	-	74	-14.05	199	118	V
5	* 5.46	32.13	RMS	34.7	-18.6	.53	48.76	54	-5.24	-	-	199	118	V
6	* 5.46	31.96	RMS	34.7	-18.6	.53	48.59	54	-5.41	-	-	199	118	V
4	5.467	43.95	Pk	34.7	-18.5	0	60.15	-	-	68.2	-8.05	199	118	V
8	5.469	33.35	RMS	34.8	-18.5	.53	50.18	-	-	-	-	199	118	V
3	5.47	42.74	Pk	34.8	-18.5	0	59.04	-	-	68.2	-9.16	199	118	V
7	5.47	32.77	RMS	34.8	-18.5	.53	49.6	-	-	-	-	199	118	V

* - indicates frequency in CFR47 Pt 15 / IC RSS-Restricted Band
 Pk - Peak detector
 RMS - RMS detection

BANDEDGE (HIGH CHANNEL)

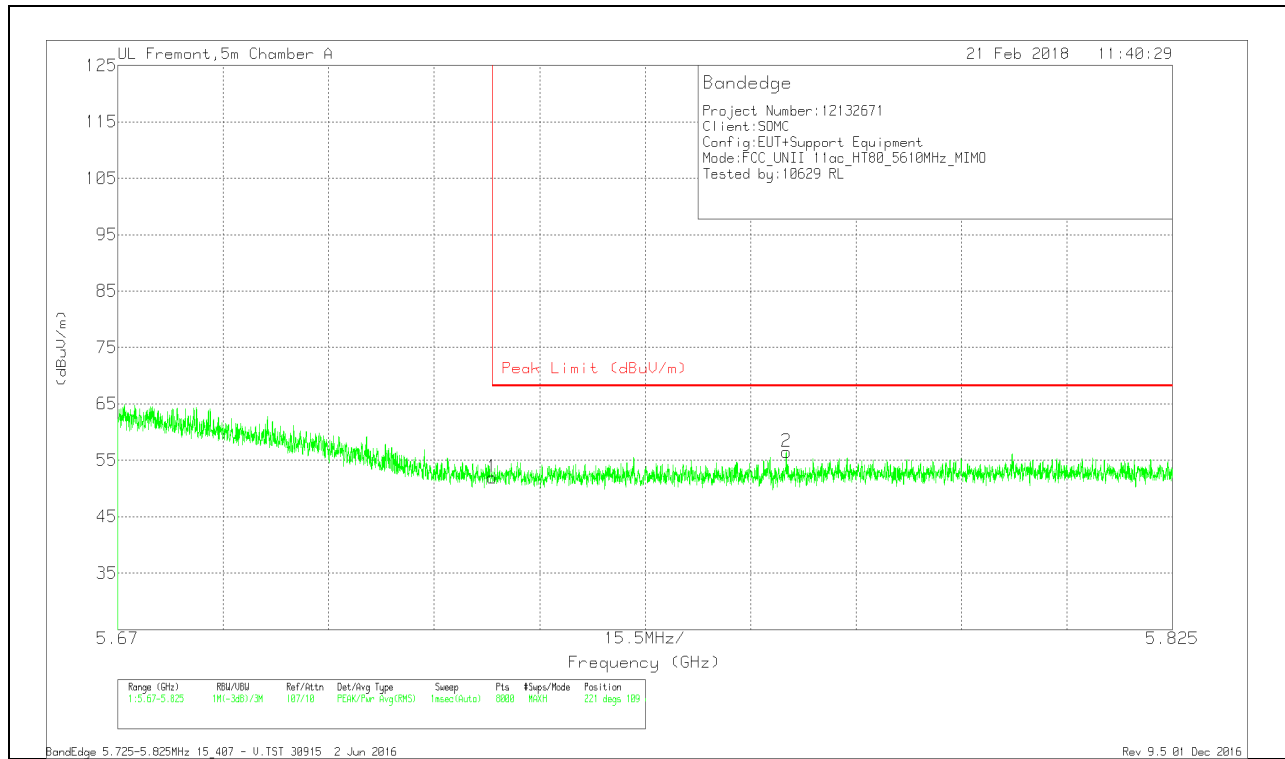
HORIZONTAL RESULT



Marker	Frequency (GHz)	Meter Reading (dBuV)	Det	AF T862 (dB/m)	Amp/Cb/Fitr/P ad (dB)	DC Corr (dB)	Corrected Reading (dBuV/m)	Peak Limit (dBuV/m)	PK Margin (dB)	Azimuth (Degs)	Height (cm)	Polarity
1	5.725	36.39	Pk	35	-18.6	0	52.79	68.2	-15.41	149	253	H
2	5.821	39.39	Pk	35.1	-18.4	0	56.09	68.2	-12.11	149	253	H

* - indicates frequency in CFR47 Pt 15 / IC RSS-Restricted Band
 Pk - Peak detector

VERTICAL RESULT

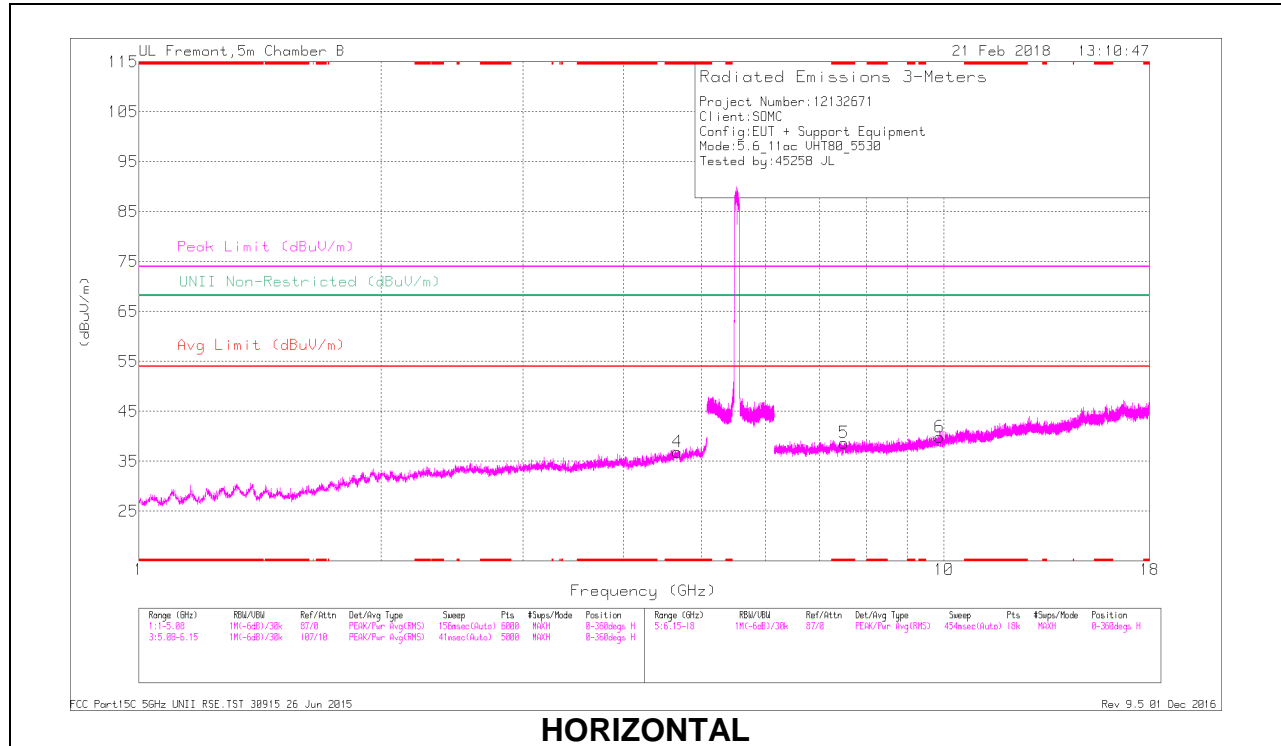


Marker	Frequency (GHz)	Meter Reading (dBuV)	Det	AF T862 (dB/m)	Amp/Cbl/Filtr/P ad (dB)	DC Corr (dB)	Corrected Reading (dBuV/m)	Peak Limit (dBuV/m)	PK Margin (dB)	Azimuth (Degs)	Height (cm)	Polarity
1	5.725	35.6	Pk	35	-18.6	0	52	68.2	-16.2	221	109	V
2	5.768	39.96	Pk	35	-18.5	0	56.46	68.2	-11.74	221	109	V

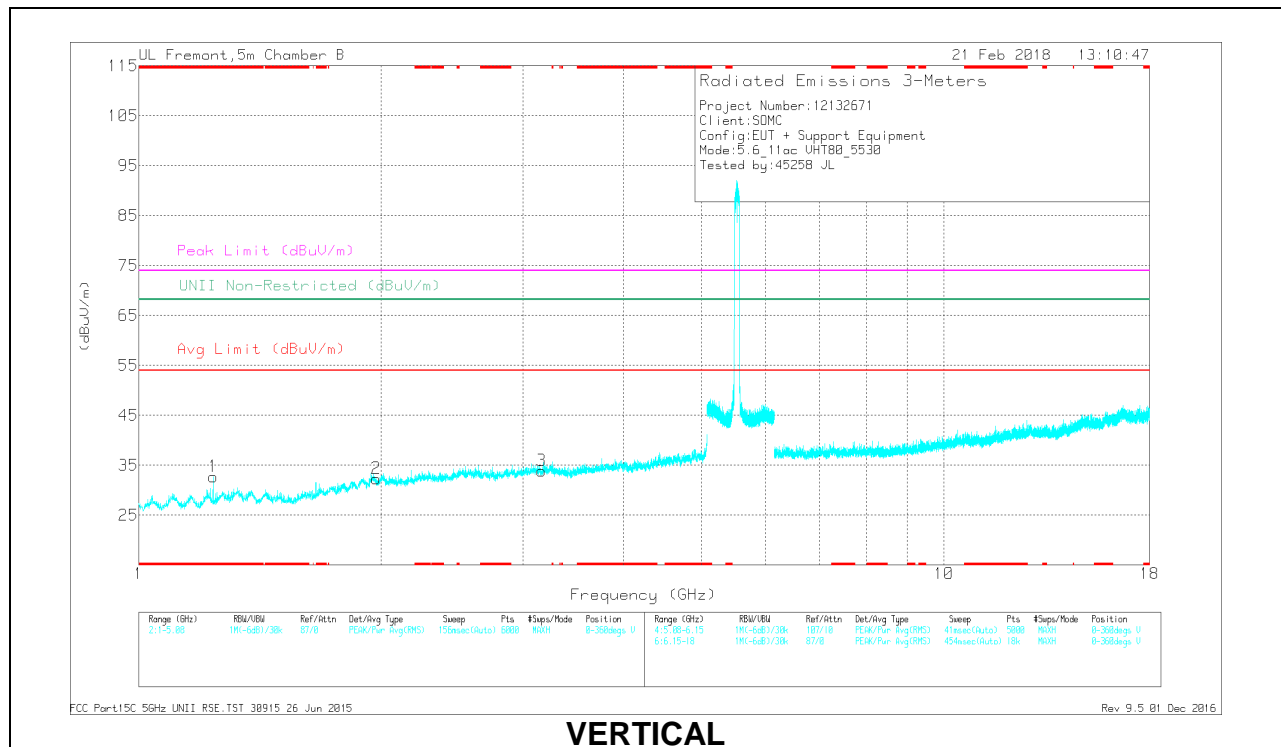
* - indicates frequency in CFR47 Pt 15 / IC RSS-Restricted Band
 Pk - Peak detector

HARMONICS AND SPURIOUS EMISSIONS

LOW CHANNEL RESULTS



HORIZONTAL



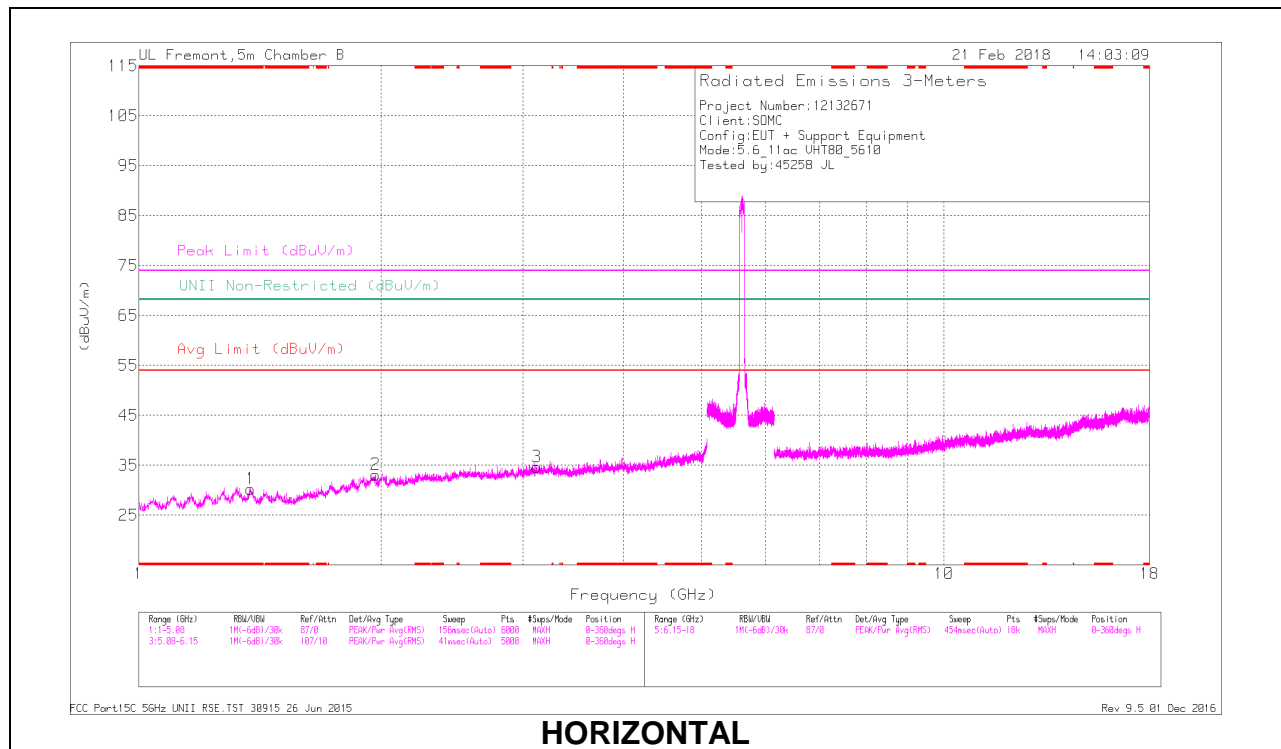
VERTICAL

RADIATED EMISSIONS

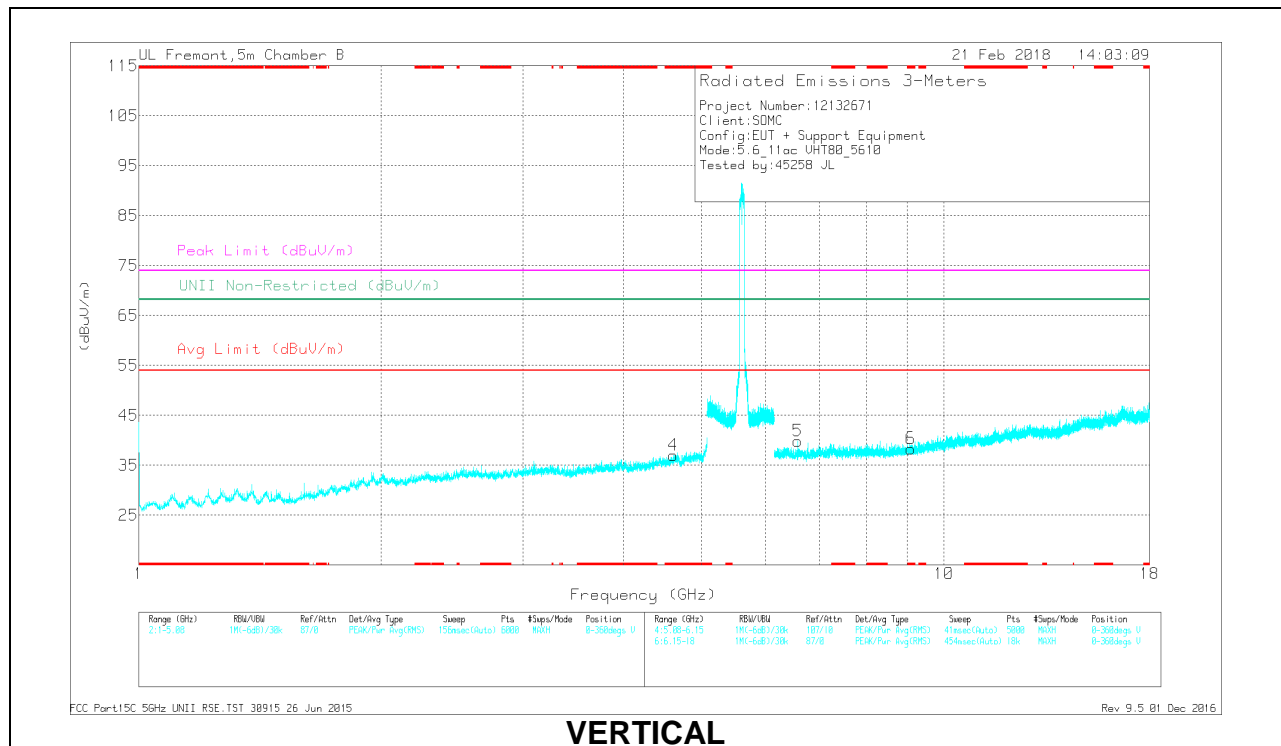
Frequency (GHz)	Meter Reading (dBuV)	Det	AF T863 (dBm)	Amp/Cbl/Ftr/Pad (dB)	DC Corr (dB)	Corrected Reading (dBuV/m)	Avg Limit (dBuV/m)	Margin (dB)	Peak Limit (dBuV/m)	PK Margin (dB)	UNII Non-Restricted (dBuV/m)	PK Margin (dB)	Azimuth (Degs)	Height (cm)	Polarity
* 4.664	38.77	PK-U	34.3	-29.7	0	43.37	-	-	74	-30.63	-	-	230	244	H
* 4.666	27.5	ADR	34.3	-29.8	.53	32.53	54	-21.47	-	-	-	-	230	244	H
* 1.235	41.14	PK-U	28.5	-34.8	0	34.84	-	-	74	-39.16	-	-	284	201	V
* 1.236	29.8	ADR	28.6	-34.8	.53	24.13	54	-29.87	-	-	-	-	284	201	V
* 7.514	37.07	PK-U	36	-27.8	0	45.27	-	-	74	-28.73	-	-	173	145	H
* 7.514	25.57	ADR	36	-27.8	.53	34.3	54	-19.7	-	-	-	-	173	145	H
1.97	28.75	ADR	31.2	-32.5	.53	27.98	-	-	-	-	-	-	173	145	V
1.971	40.1	PK-U	31.2	-32.5	0	38.8	-	-	-	-	68.2	-29.4	173	145	V
3.163	28.3	ADR	33	-31.8	.53	30.03	-	-	-	-	-	-	173	145	V
3.165	39.67	PK-U	33	-31.8	0	40.87	-	-	-	-	68.2	-27.33	173	145	V
9.876	34.87	PK-U	37	-25.1	0	46.77	-	-	-	-	68.2	-21.43	173	145	H
9.876	23.22	ADR	37	-25.1	.53	35.65	-	-	-	-	-	-	173	145	H

* - indicates frequency in CFR47 Pt 15 / IC RSS-Restricted Band
 PK-U - U-NII: Maximum Peak
 ADR - U-NII AD primary method, RMS average

HIGH CHANNEL RESULTS



HORIZONTAL



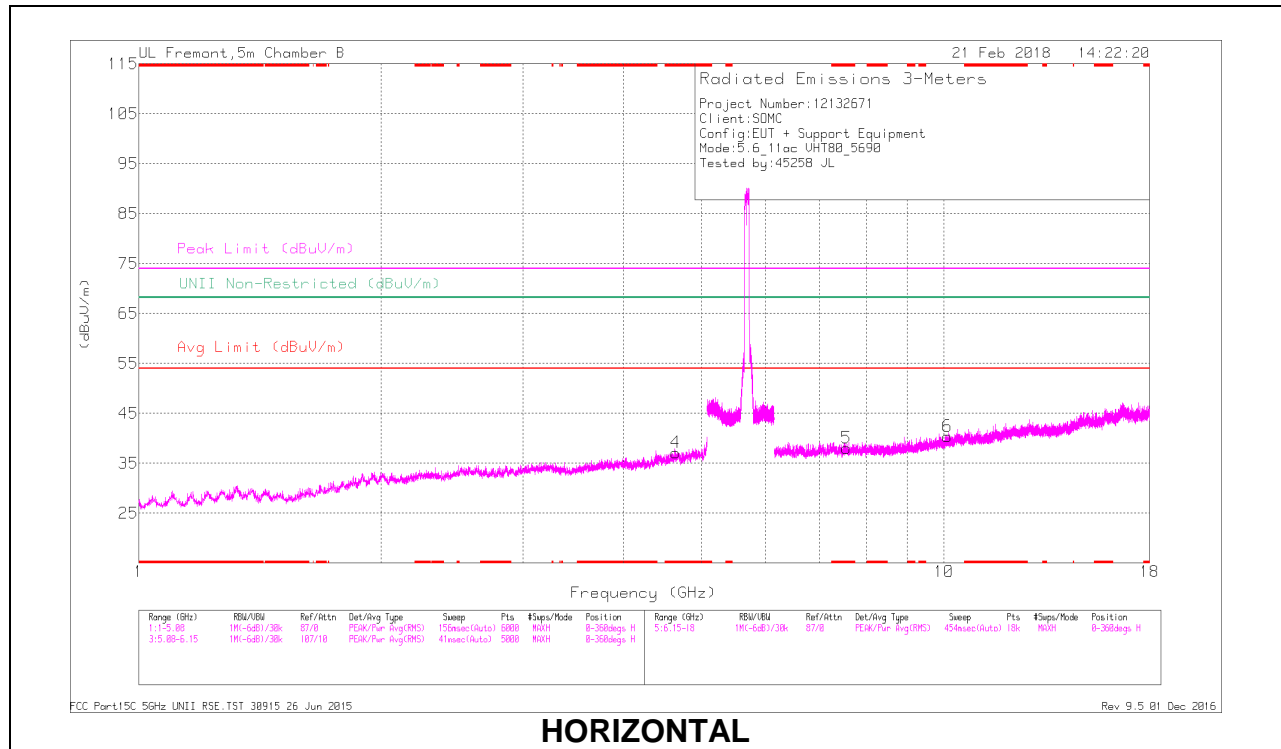
VERTICAL

RADIATED EMISSIONS

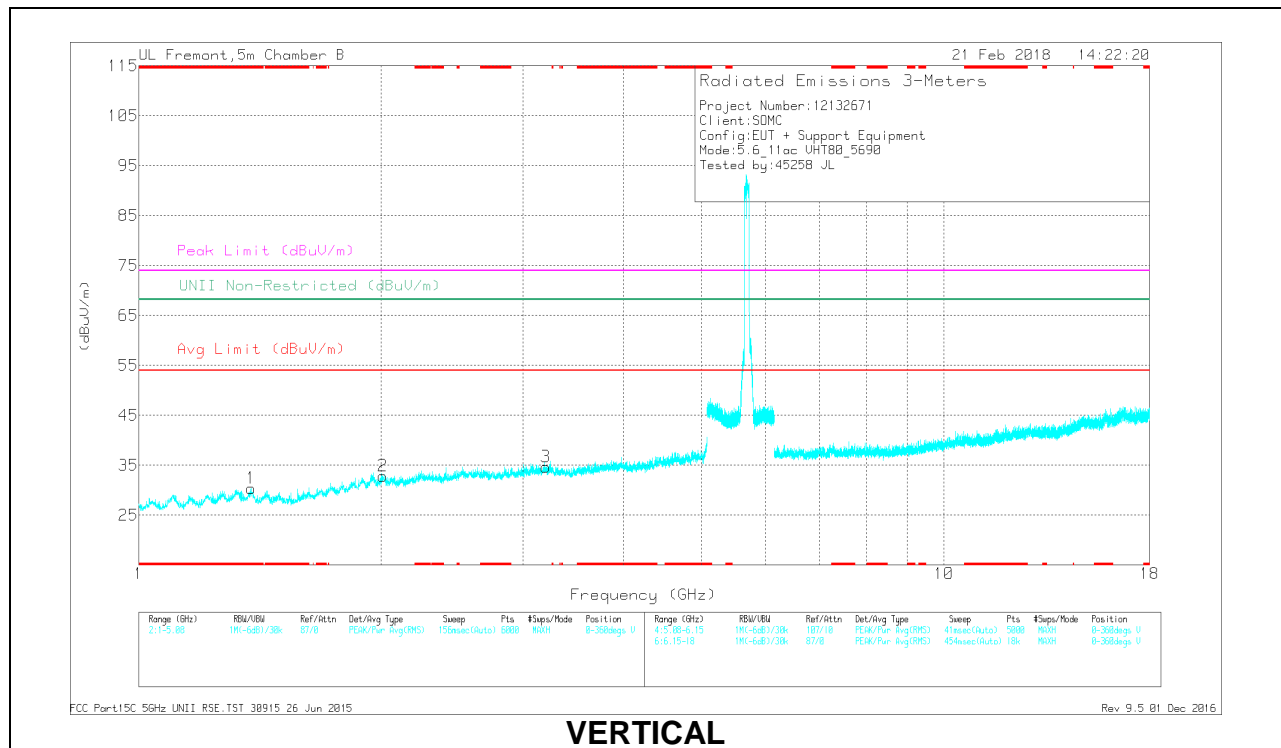
Frequency (GHz)	Meter Reading (dBuV)	Det	AF T863 (dB/m)	Amp/Cbl/Ftr/Pad (dB)	DC Corr (dB)	Corrected Reading (dBuV/m)	Avg Limit (dBuV/m)	Margin (dB)	Peak Limit (dBuV/m)	PK Margin (dB)	UNII Non-Restricted (dBuV/m)	PK Margin (dB)	Azimuth (Degs)	Height (cm)	Polarity
* 1.377	41.78	PK-U	28.5	-33.7	0	36.58	-	-	74	-37.42	-	-	66	181	H
* 1.377	30.55	ADR	28.5	-33.7	.53	25.88	54	-28.12	-	-	-	-	66	181	H
* 4.612	33.77	PK-U	34.3	-30	0	43.07	-	-	74	-30.93	-	-	168	244	V
* 4.614	27.17	ADR	34.3	-30	.53	32	54	-22	-	-	-	-	168	244	V
* 9.095	35.42	PK-U	36.3	-26.7	0	45.02	-	-	74	-28.98	-	-	270	225	V
* 9.096	24.32	ADR	36.3	-26.7	.53	34.45	54	-19.55	-	-	-	-	270	225	V
1.966	28.76	ADR	31.2	-32.4	.53	28.09	-	-	-	-	-	-	270	225	H
1.967	40.91	PK-U	31.2	-32.4	0	39.71	-	-	-	-	68.2	-28.49	270	225	H
3.119	28.67	ADR	33.2	-32.2	.53	30.2	-	-	-	-	-	-	270	225	H
3.121	40.16	PK-U	33.1	-32.2	0	41.06	-	-	-	-	68.2	-27.14	270	225	H
6.581	26.66	ADR	35.7	-29.3	.53	33.59	-	-	-	-	-	-	270	225	V
6.583	38.07	PK-U	35.7	-29.3	0	44.47	-	-	-	-	68.2	-23.73	270	225	V

* - indicates frequency in CFR47 Pt 15 / IC RSS-Restricted Band
 PK-U - U-NII: Maximum Peak
 ADR - U-NII AD primary method, RMS average

CHANNEL 138 RESULTS



HORIZONTAL



VERTICAL

RADIATED EMISSIONS

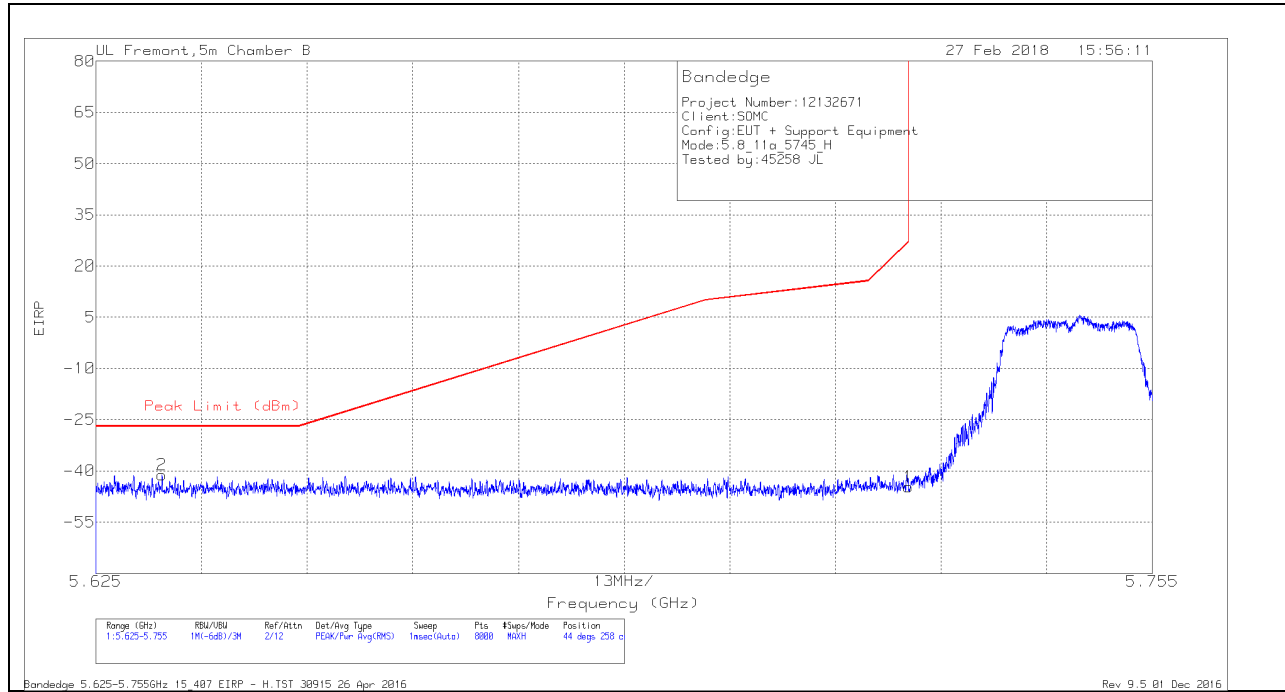
Frequency (GHz)	Meter Reading (dBuV)	Det	AF T863 (dBm)	Amp/Cbl/Ftr/Pad (dB)	DC Corr (dB)	Corrected Reading (dBuV/m)	Avg Limit (dBuV/m)	Margin (dB)	Peak Limit (dBuV/m)	PK Margin (dB)	UNII Non-Restricted (dBuV/m)	PK Margin (dB)	Azimuth (Degs)	Height (cm)	Polarity
* 4.642	38.39	PK-U	34.3	-29.5	0	43.19	-	-	74	-30.81	-	-	274	193	H
* 4.643	27.17	ADR	34.3	-29.5	.53	32.5	54	-21.5	-	-	-	-	274	193	H
* 1.378	42.07	PK-U	28.5	-33.7	0	38.87	-	-	74	-37.13	-	-	181	259	V
* 1.379	30.65	ADR	28.5	-33.7	.53	25.98	54	-28.02	-	-	-	-	181	259	V
* 7.565	36.94	PK-U	36	-27.9	0	45.04	-	-	74	-28.96	-	-	79	219	H
* 7.564	25.29	ADR	36	-27.9	.53	33.92	54	-20.08	-	-	-	-	79	219	H
2.009	29.47	ADR	31.3	-32.5	.53	28.8	-	-	-	-	-	-	79	219	V
2.011	40.95	PK-U	31.3	-32.6	0	39.65	-	-	-	-	68.2	-28.55	79	219	V
3.203	27.96	ADR	33	-31.5	.53	29.99	-	-	-	-	-	-	79	219	V
3.206	38.9	PK-U	33	-31.4	0	41.4	-	-	-	-	68.2	-26.8	79	219	V
10.097	34.39	PK-U	37.3	-25	0	46.69	-	-	-	-	68.2	-21.51	79	219	H
10.097	22.78	ADR	37.4	-25	.53	35.71	-	-	-	-	-	-	79	219	H

* - indicates frequency in CFR47 Pt 15 / IC RSS-Restricted Band
 PK-U - U-NII: Maximum Peak
 ADR - U-NII AD primary method, RMS average

9.1.13. TX ABOVE 1 GHz 802.11a 2TX CDD MODE IN THE 5.8 GHz BAND

BANDEDGE (LOW CHANNEL)

HORIZONTAL RESULT

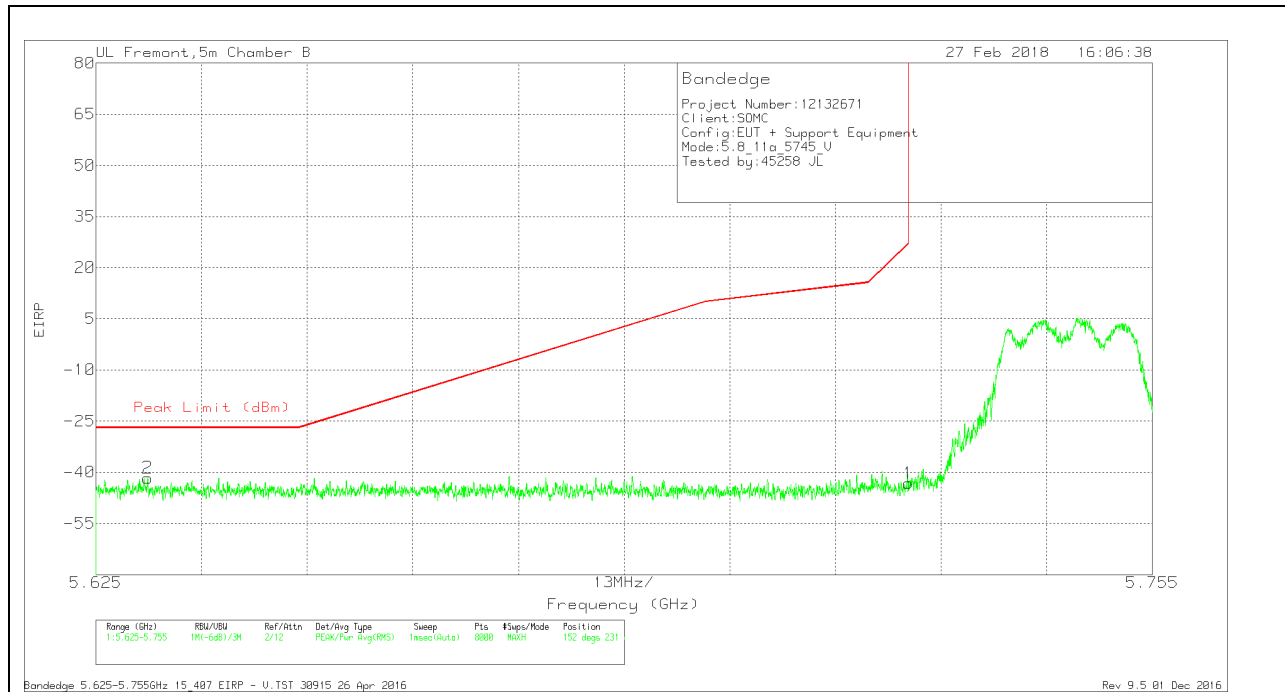


Trace Markers

Marker	Frequency (GHz)	Meter Reading (dBm)	Det	AFT863 (dB/m)	Amp/Cb/Fltr/P ad (dB)	Conversion Factor (dB)	DC Corr (dB)	Corrected Reading EIRP	Peak Limit (dBm)	PK Margin (dB)	Azimuth (Degs)	Height (cm)	Polarity
2	5.633	-68.34	Pk	35.3	-20	11.8	0	-41.24	-27	-14.24	44	258	H
1	5.725	-71.21	Pk	35	-20.2	11.8	0	-44.61	27	-71.61	44	258	H

Pk - Peak detector

VERTICAL RESULT



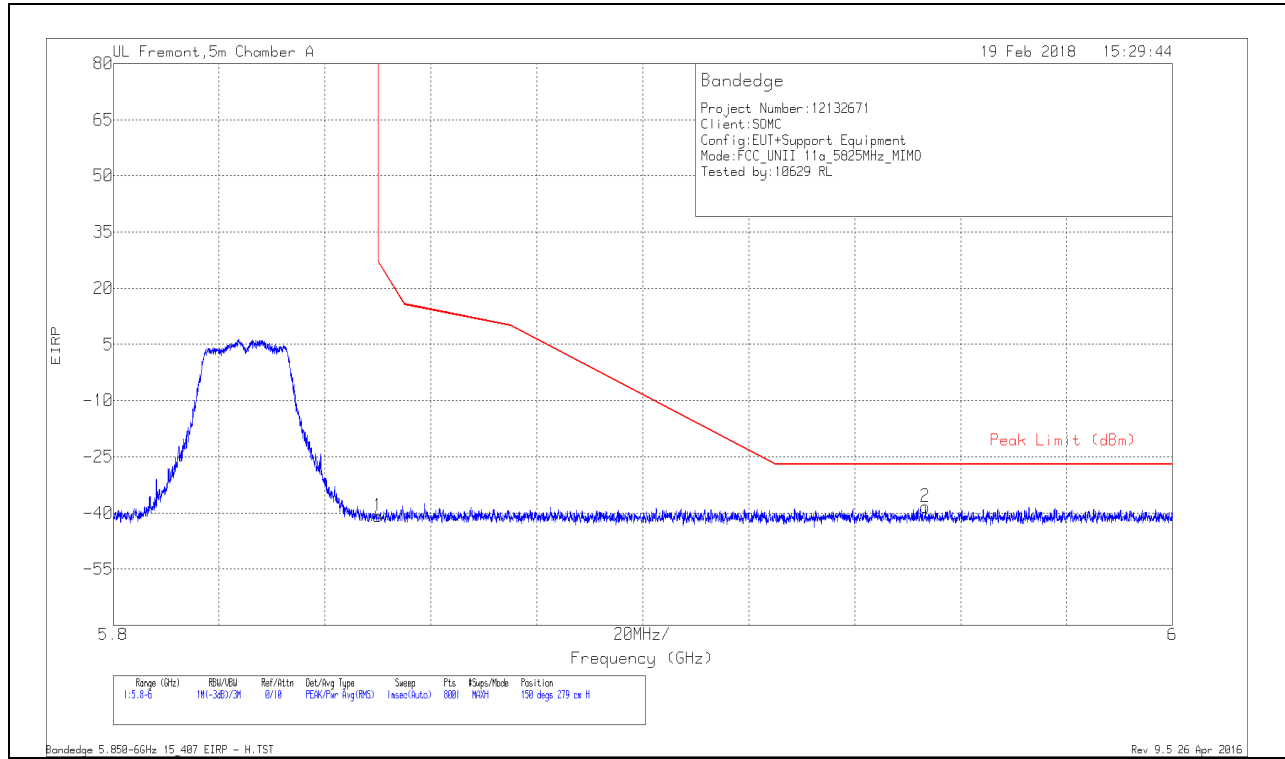
Trace Markers

Marker	Frequency (GHz)	Meter Reading (dBm)	Det	AF T863 (dB/m)	Amp/Cb/Fltr/P ad (dB)	Conversion Factor (dB)	DC Corr (dB)	Corrected Reading EIRP	Peak Limit (dBm)	PK Margin (dB)	Azimuth (Degs)	Height (cm)	Polarity
2	5.631	-68.63	Pk	35.3	-20.1	11.8	0	-41.63	-27	-14.63	152	231	V
1	5.725	-69.74	Pk	35	-20.2	11.8	0	-43.14	27	-70.14	152	231	V

Pk - Peak detector

BANDEDGE (HIGH CHANNEL)

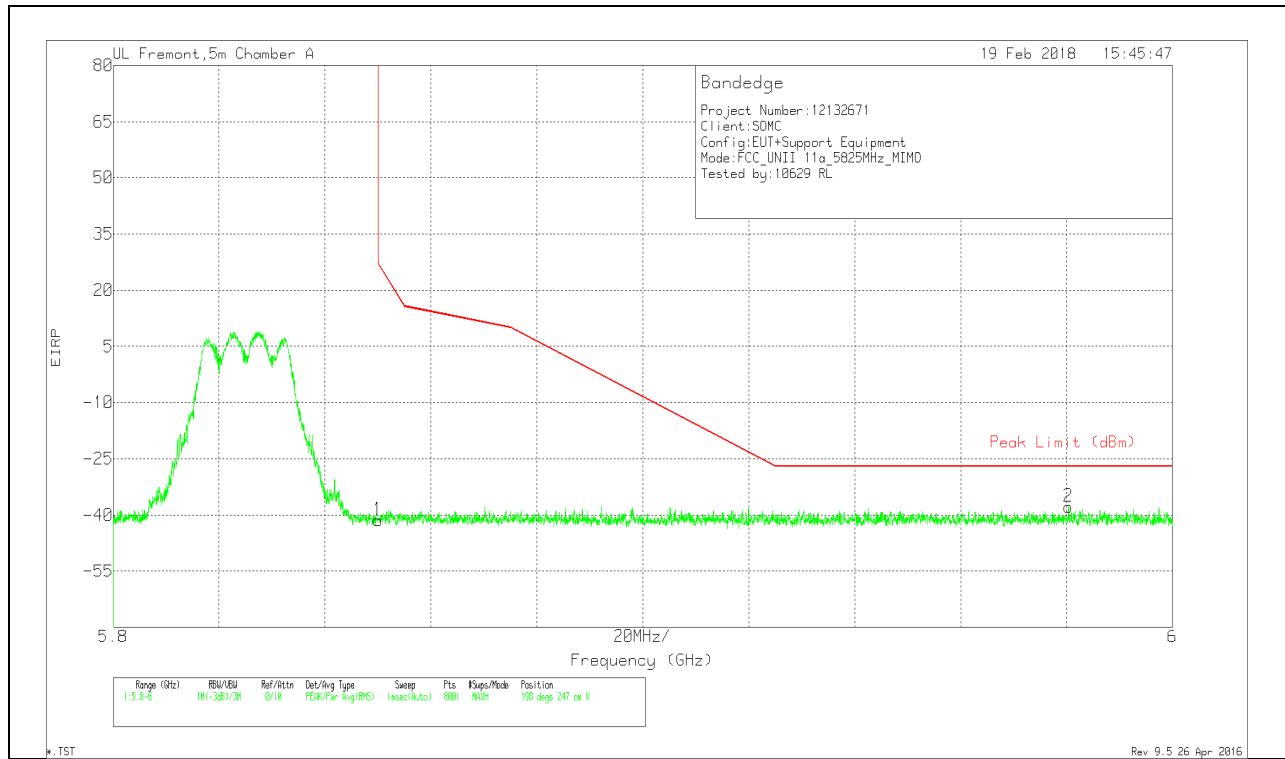
HORIZONTAL RESULT



Marker	Frequency (GHz)	Meter Reading (dBm)	Det	AF T862 (dB/m)	Amp/Cbl/Filtr/Pad (dB)	Conversion Factor (dB)	Corrected Reading EIRP (dB)	Peak Limit (dBm)	PK Margin (dB)	Azimuth (Degs)	Height (cm)	Polarity
1	5.85	-69.43	Pk	35.1	-18.3	11.8	-40.83	26.94	-67.77	150	279	H
2	5.953	-67.41	Pk	35.3	-18	11.8	-38.31	-27	-11.31	150	279	H

* - indicates frequency in CFR47 Pt 15 / IC RSS-Restricted Band
 Pk - Peak detector

VERTICAL RESULT

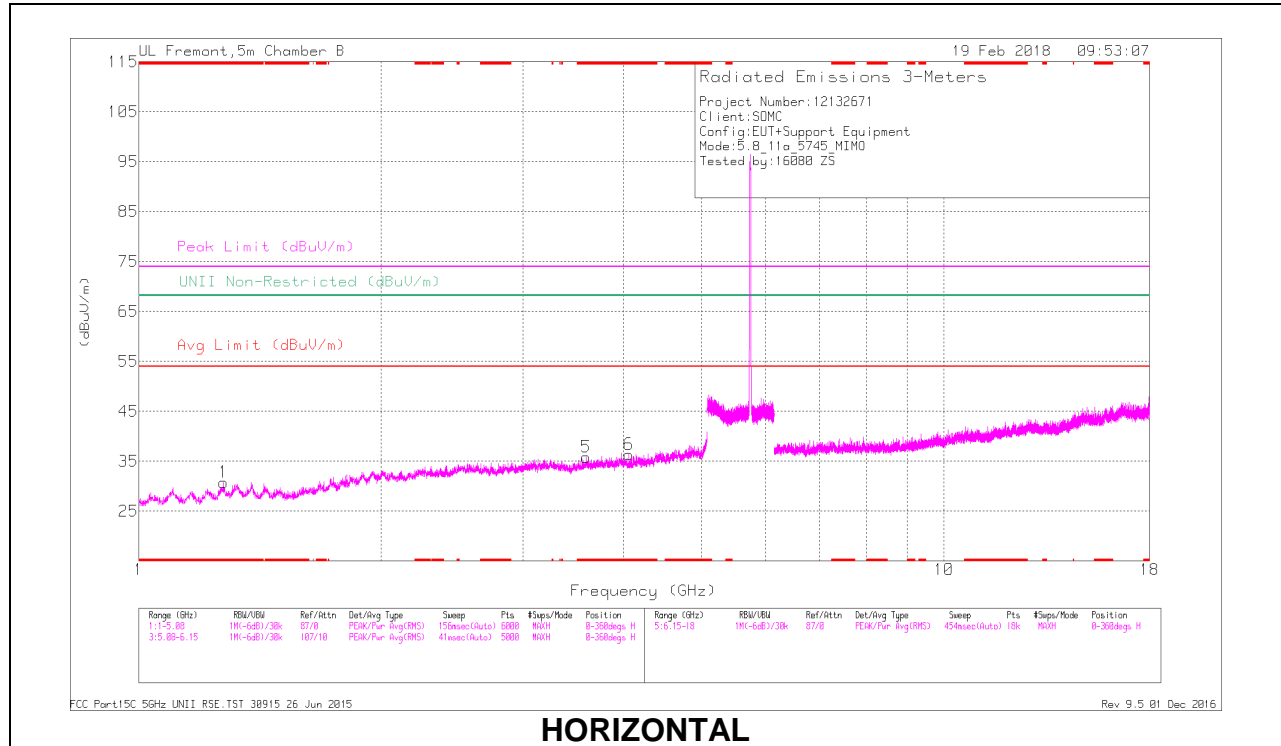


Marker	Frequency (GHz)	Meter Reading (dBm)	Det	AF T862 (dB/m)	Amp/Cbl/Filtr/P ad (dB)	Conversion Factor (dB)	Corrected Reading EIRP	Peak Limit (dBm)	PK Margin (dB)	Azimuth (Degs)	Height (cm)	Polarity
1	5.85	-69.94	Pk	35.1	-18.3	11.8	-41.34	26.94	-68.28	198	247	V
2	5.98	-66.85	Pk	35.3	-18.1	11.8	-37.85	-27	-10.85	198	247	V

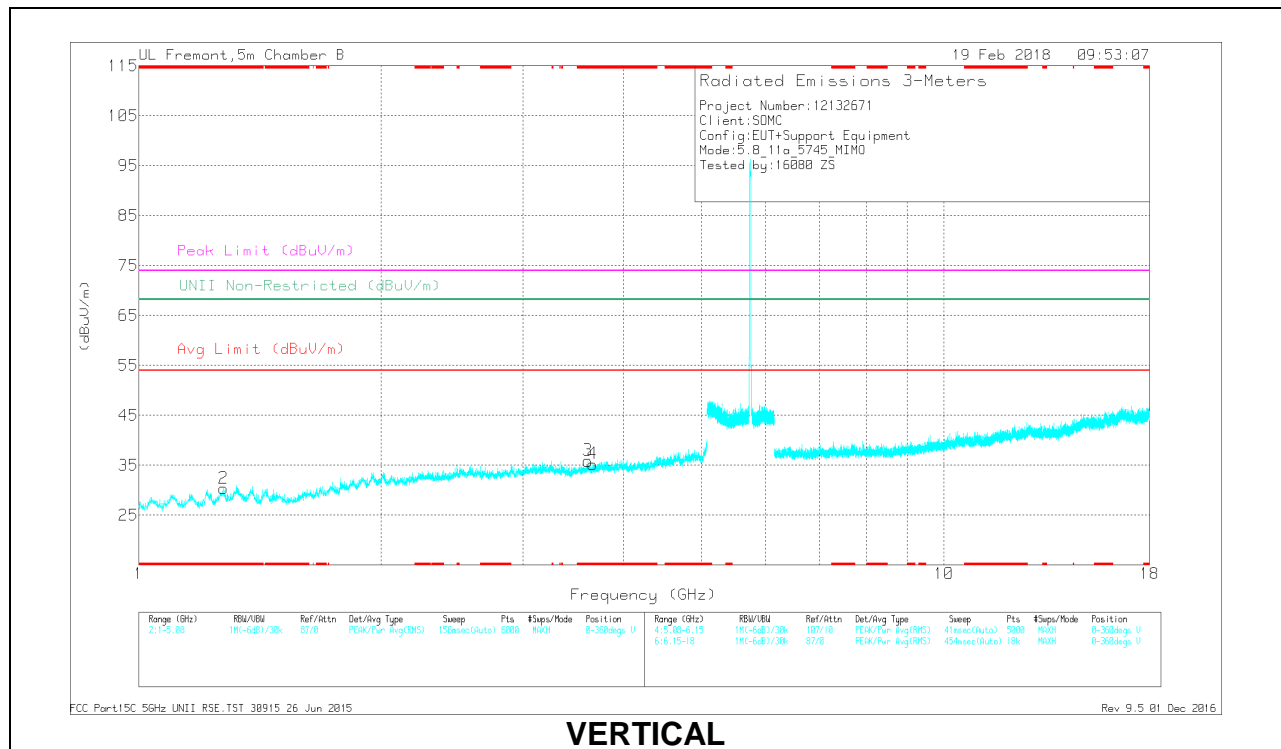
Pk - Peak detector

HARMONICS AND SPURIOUS EMISSIONS

LOW CHANNEL RESULTS



HORIZONTAL



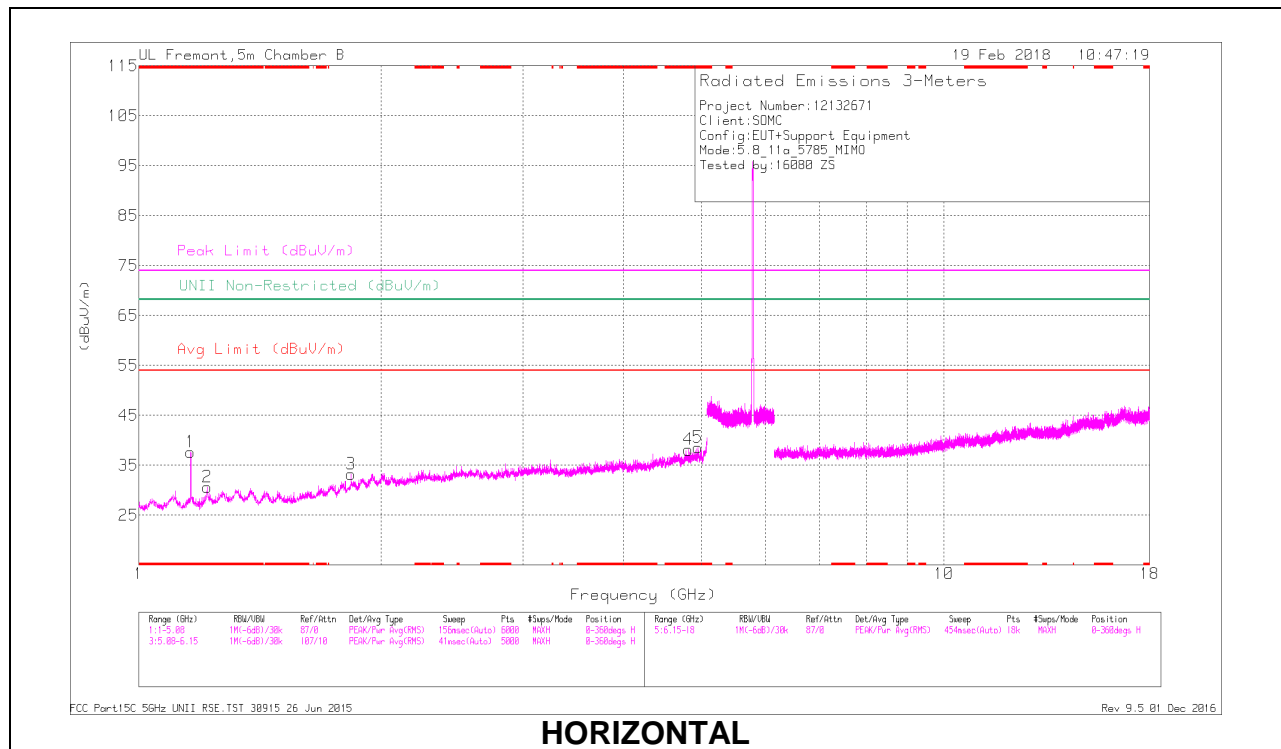
VERTICAL

RADIATED EMISSIONS

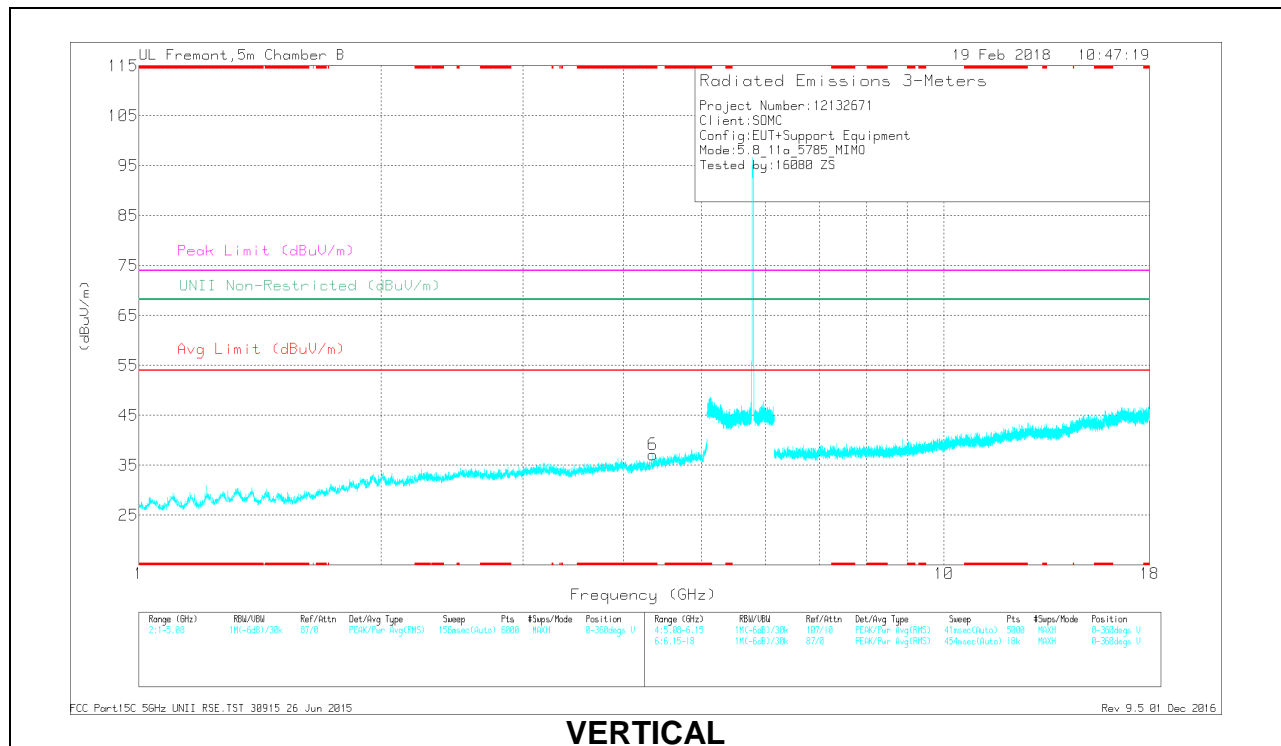
Markers	Frequency (GHz)	Meter Reading (dBuV)	Det	AF T863 (dB/m)	Amp/Cou/Filt/Pad (dB)	DC Corr (dB)	Corrected Reading (dBuV/m)	Avg Limit (dBuV/m)	Margin (dB)	Peak Limit (dBuV/m)	PK Margin (dB)	UNII Non-Restricted (dBuV/m)	PK Margin (dB)	Azimuth (Degs)	Height (cm)	Polarity
1	* 1.272	42.3	PK-U	28.8	-34.8	0	36.3	-	-	74	-37.7	-	-	75	154	H
	* 1.272	30.5	ADR	28.8	-34.8	0	24.5	54	-29.5	-	-	-	-	75	154	H
5	* 3.59	40.11	PK-U	33.1	-31.9	0	41.31	-	-	74	-32.69	-	-	18	210	H
	* 3.589	28.08	ADR	33.1	-31.9	0	29.28	54	-24.72	-	-	-	-	18	210	H
6	* 4.059	39.94	PK-U	33.4	-31.7	0	41.64	-	-	74	-32.36	-	-	74	118	H
	* 4.062	28.29	ADR	33.4	-31.8	0	29.89	54	-24.11	-	-	-	-	74	118	H
2	* 1.275	42.56	PK-U	28.9	-34.7	0	36.76	-	-	74	-37.24	-	-	28	355	V
	* 1.274	30.45	ADR	28.9	-34.8	0	24.55	54	-29.45	-	-	-	-	28	355	V
3	* 3.611	40.13	PK-U	33.2	-32	0	41.33	-	-	74	-32.67	-	-	38	264	V
	* 3.613	28.34	ADR	33.2	-32	0	29.54	54	-24.46	-	-	-	-	38	264	V
4	* 3.658	40.27	PK-U	33.2	-31.8	0	41.67	-	-	74	-32.33	-	-	273	252	V
	* 3.661	28.21	ADR	33.2	-31.7	0	29.71	54	-24.29	-	-	-	-	273	252	V

* - indicates frequency in CFR47 Pt 15 / IC RSS-Restricted Band
 PK-U - U-NII: Maximum Peak
 ADR - U-NII AD primary method, RMS average

MID CHANNEL RESULTS



HORIZONTAL



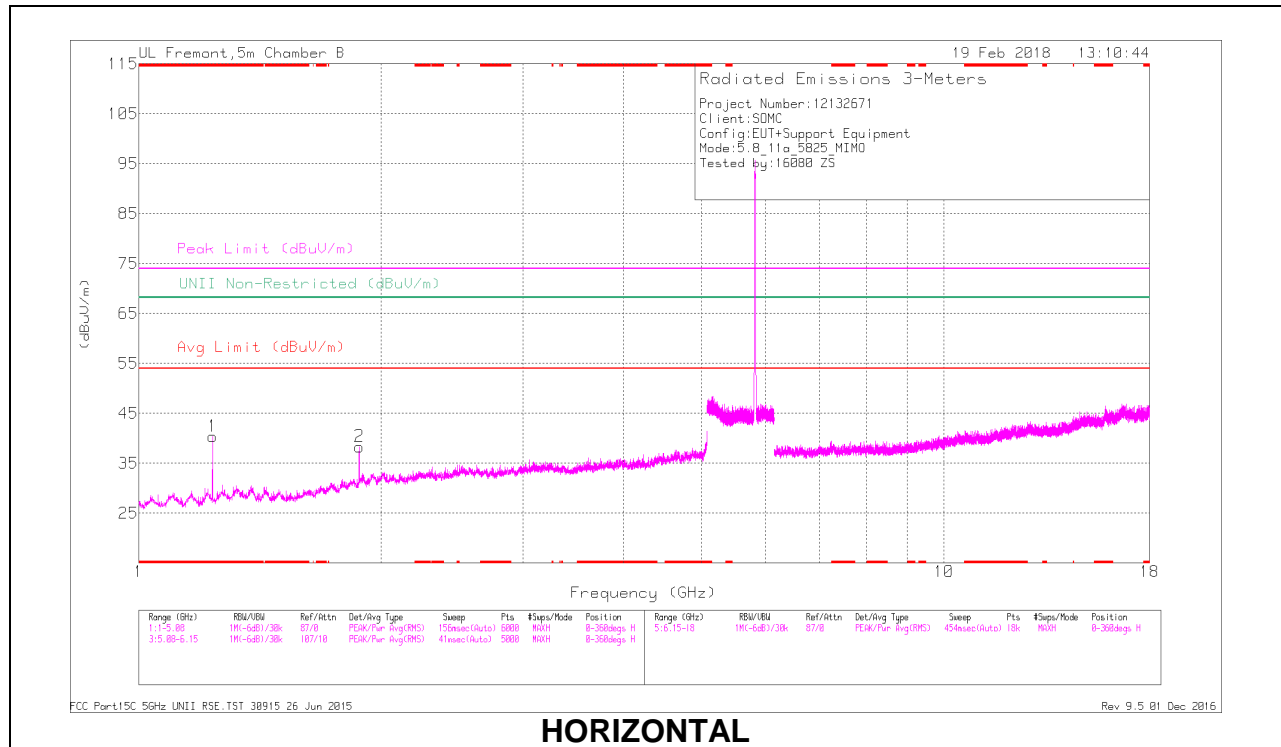
VERTICAL

RADIATED EMISSIONS

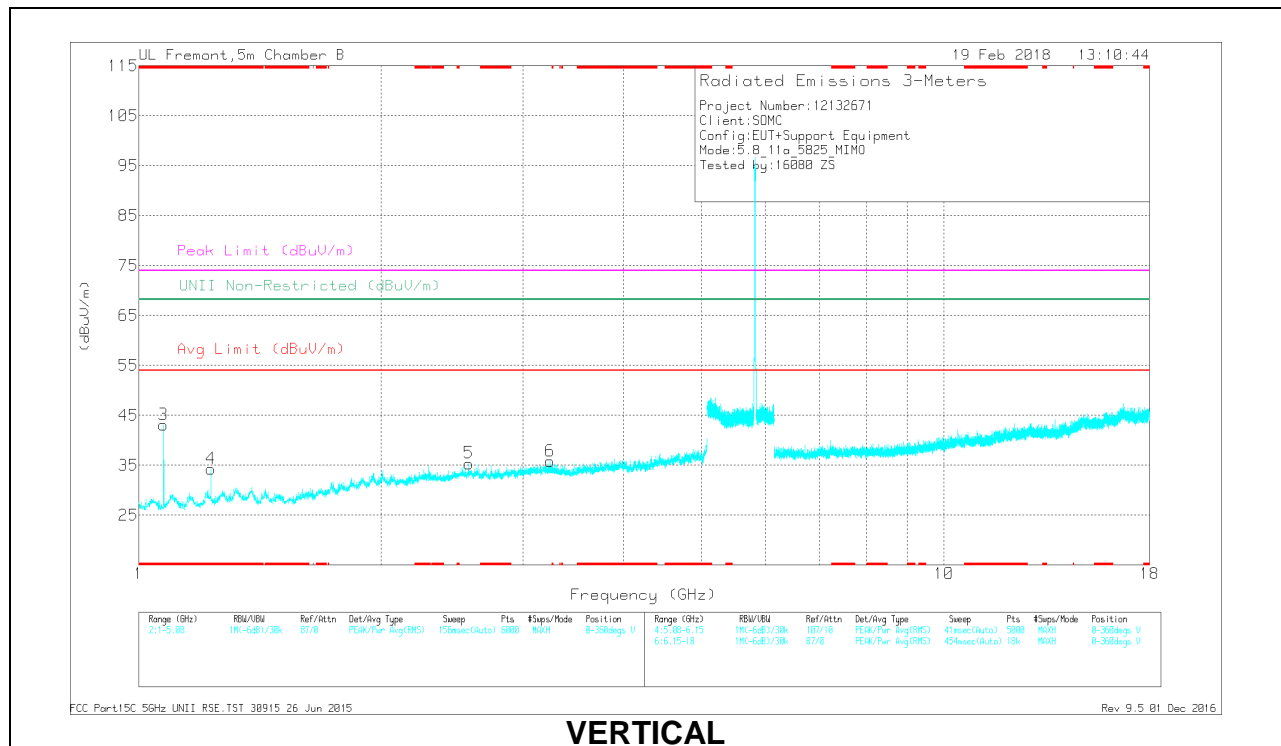
Markers	Frequency (GHz)	Meter Reading (dBuV)	Det	AF T863 (dB/m)	Amp/Cou/Filt/Pad (dB)	DC Corr (dB)	Corrected Reading (dBuV/m)	Avg Limit (dBuV/m)	Margin (dB)	Peak Limit (dBuV/m)	PK Margin (dB)	UNII Non-Restricted (dBuV/m)	PK Margin (dB)	Azimuth (Degs)	Height (cm)	Polarity
1	* 1.162	42.55	PK-U	27.6	-34.3	0	35.85	-	-	74	-38.15	-	-	268	354	H
	* 1.16	30.59	ADR	27.6	-34.3	0	23.89	54	-30.11	-	-	-	-	268	354	H
2	* 1.217	42.24	PK-U	28.3	-34.3	0	36.24	-	-	74	-37.76	-	-	82	290	H
	* 1.214	30.42	ADR	28.2	-34.4	0	24.22	54	-29.78	-	-	-	-	82	290	H
4	* 4.813	39.84	PK-U	34.4	-30.8	0	43.44	-	-	74	-30.56	-	-	127	276	H
	* 4.814	28.17	ADR	34.4	-30.8	0	31.77	54	-22.23	-	-	-	-	127	276	H
5	* 4.947	39.36	PK-U	34.4	-30.1	0	43.66	-	-	74	-30.34	-	-	176	110	H
	* 4.947	27.66	ADR	34.4	-30.1	0	31.96	54	-22.04	-	-	-	-	176	110	H
6	* 4.348	39.41	PK-U	33.7	-30.8	0	42.31	-	-	74	-31.69	-	-	228	214	V
	* 4.345	27.49	ADR	33.7	-30.9	0	30.29	54	-23.71	-	-	-	-	228	214	V
3	1.835	41.64	PK-U	30.6	-34	0	38.24	-	-	-	-	68.2	-29.96	218	345	H

* - indicates frequency in CFR47 Pt 15 / IC RSS-Restricted Band
 PK-U - U-NII: Maximum Peak
 ADR - U-NII AD primary method, RMS average

HIGH CHANNEL RESULTS



HORIZONTAL



VERTICAL

RADIATED EMISSIONS

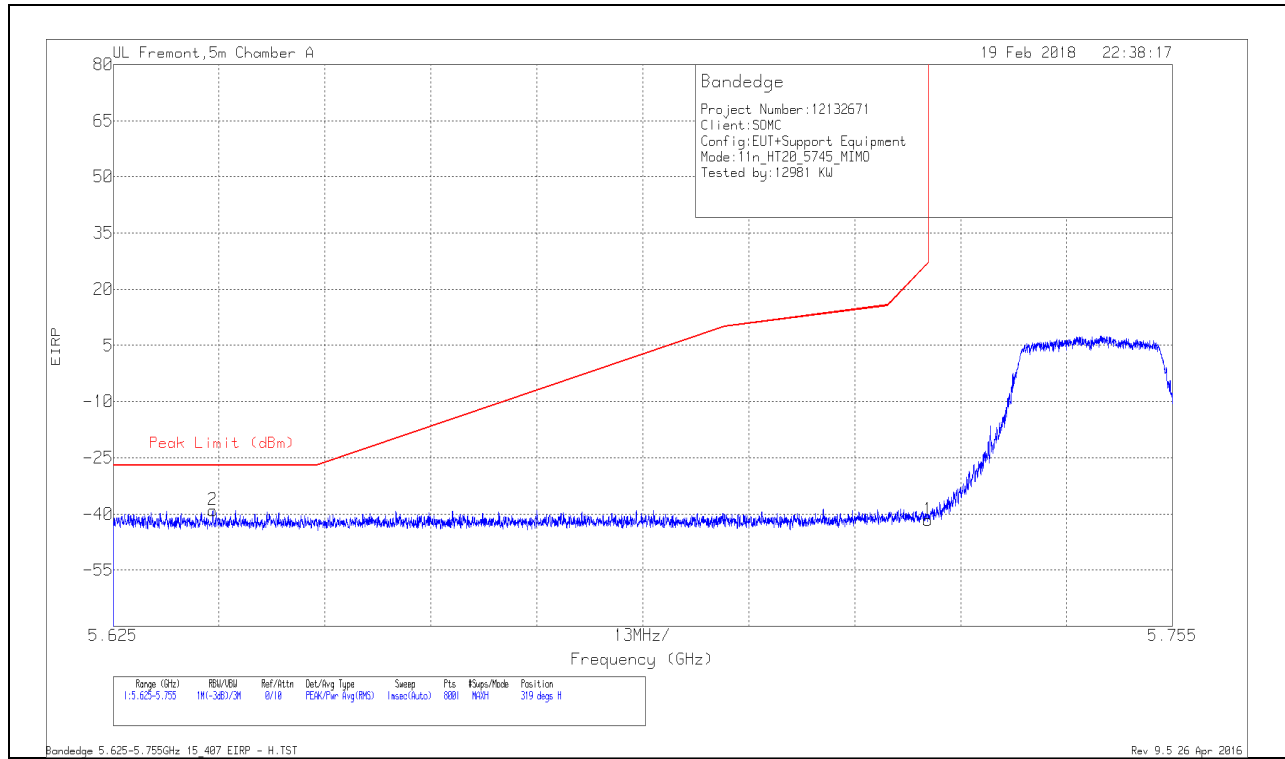
Marker	Frequency (GHz)	Meter Reading (dBuV)	Det	AF T863 (dB/m)	Amp/Cou/Filt/Pad (dB)	DC Corr (dB)	Corrected Reading (dBuV/m)	Avg Limit (dBuV/m)	Margin (dB)	Peak Limit (dBuV/m)	PK Margin (dB)	UNII Non-Restricted (dBuV/m)	PK Margin (dB)	Azimuth (Degs)	Height (cm)	Polarity
1	* 1.236	41.17	PK-U	28.6	-34.8	0	34.97	-	-	74	-39.03	-	-	328	145	H
	* 1.233	29.45	ADR	28.5	-34.8	0	23.15	54	-30.85	-	-	-	-	328	145	H
3	* 1.073	41.27	PK-U	27.3	-34.4	0	34.17	-	-	74	-39.83	-	-	26	197	V
	* 1.075	29.34	ADR	27.3	-34.4	0	22.24	54	-31.76	-	-	-	-	26	197	V
4	* 1.227	41.88	PK-U	28.4	-34.7	0	35.58	-	-	74	-38.42	-	-	227	269	V
	* 1.227	30.02	ADR	28.4	-34.7	0	23.72	54	-30.28	-	-	-	-	227	269	V
2	1.88	41.12	PK-U	30.9	-33.3	0	38.72	-	-	-	-	68.2	-29.48	260	185	H
5	2.569	41.07	PK-U	32.6	-32.5	0	41.17	-	-	-	-	68.2	-27.03	267	246	V
6	3.24	40.24	PK-U	33.1	-31.5	0	41.84	-	-	-	-	68.2	-26.36	54	295	V

* - indicates frequency in CFR47 Pt 15 / IC RSS-Restricted Band
 PK-U - U-NII: Maximum Peak
 ADR - U-NII AD primary method, RMS average

9.1.14. TX ABOVE 1 GHz 802.11n HT20 2TX CDD MODE IN THE 5.8 GHz BAND

BANDEDGE (LOW CHANNEL)

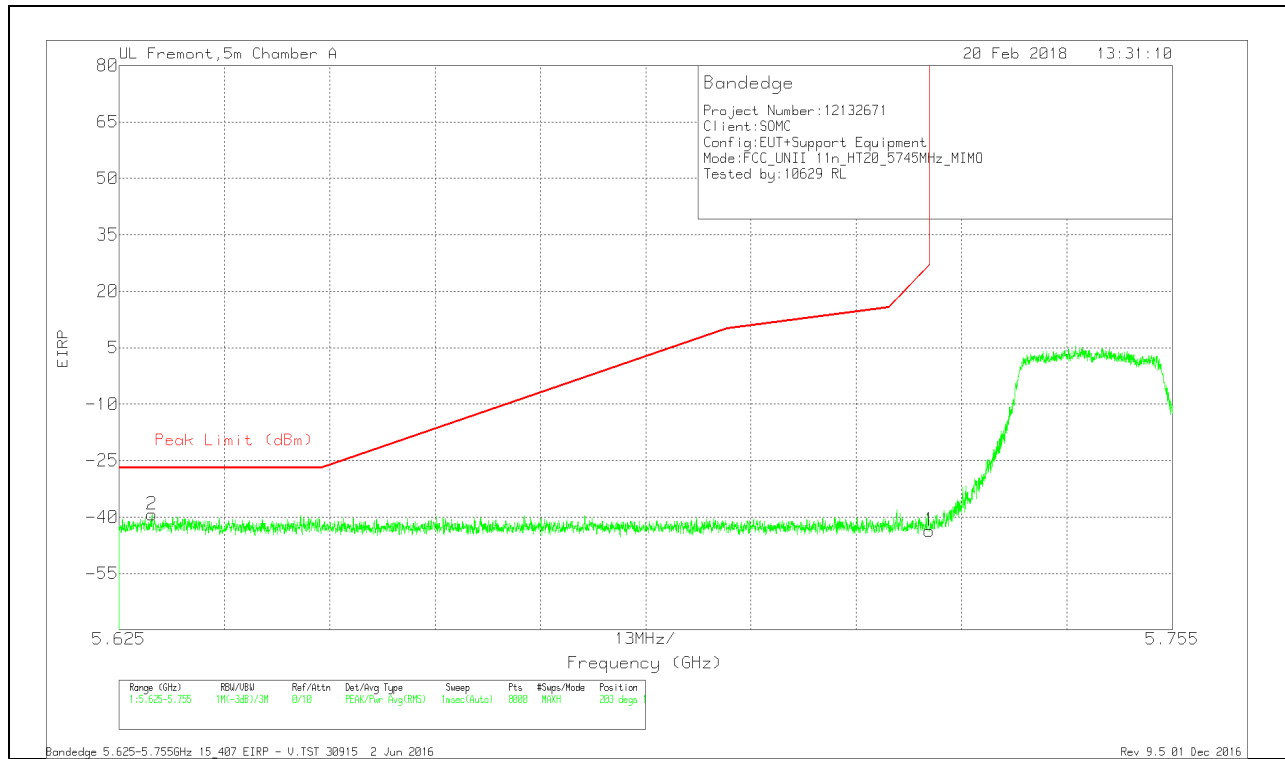
HORIZONTAL RESULT



Marker	Frequency (GHz)	Meter Reading (dBm)	Det	AF T862 (dB/m)	Amp/Cbl/Filtr/Pad (dB)	Conversion Factor (dB)	DC Corr (dB)	Corrected Reading EIRP	Peak Limit (dBm)	PK Margin (dB)	Azimuth (Degs)	Height (cm)	Polarity
2	5.637	-67.47	Pk	35.1	-18.5	11.8	0	-39.07	-27	-12.07	319	247	H
1	5.725	-69.95	Pk	35	-18.5	11.8	0	-41.65	26.97	-68.62	319	247	H

* - indicates frequency in CFR47 Pt 15 / IC RSS-Restricted Band
 Pk - Peak detector

VERTICAL RESULT

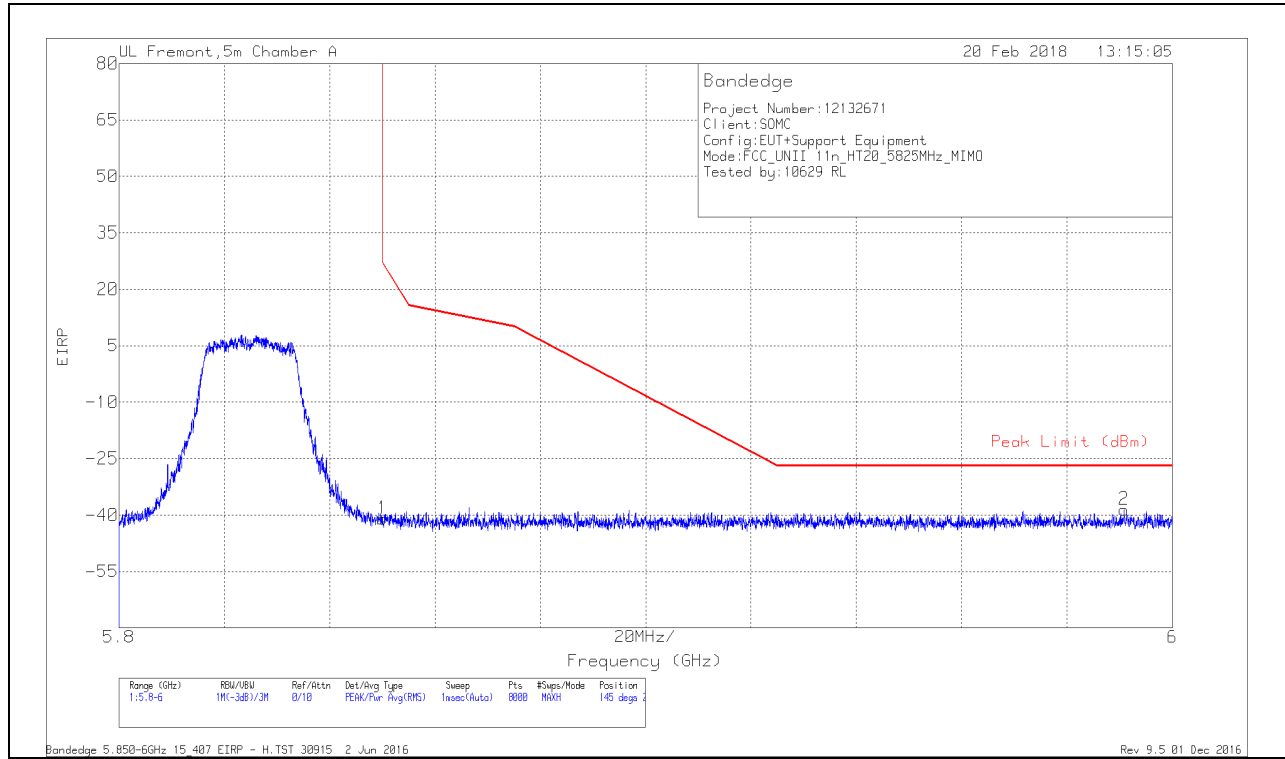


Marker	Frequency (GHz)	Meter Reading (dBm)	Det	AF T862 (dB/m)	Amp/Cbl/Filtr/Par d (dB)	Conversion Factor (dB)	DC Corr (dB)	Corrected Reading EIRP	Peak Limit (dBm)	PK Margin (dB)	Azimuth (Degs)	Height (cm)	Polarity
2	5.629	-67.61	Pk	35.1	-18.6	11.8	0	-39.31	-27	-12.31	203	165	V
1	5.725	-71.82	Pk	35	-18.6	11.8	0	-43.62	27	-70.62	203	165	V

* - indicates frequency in CFR47 Pt 15 / IC RSS-Restricted Band
 Pk - Peak detector

BANDEDGE (HIGH CHANNEL)

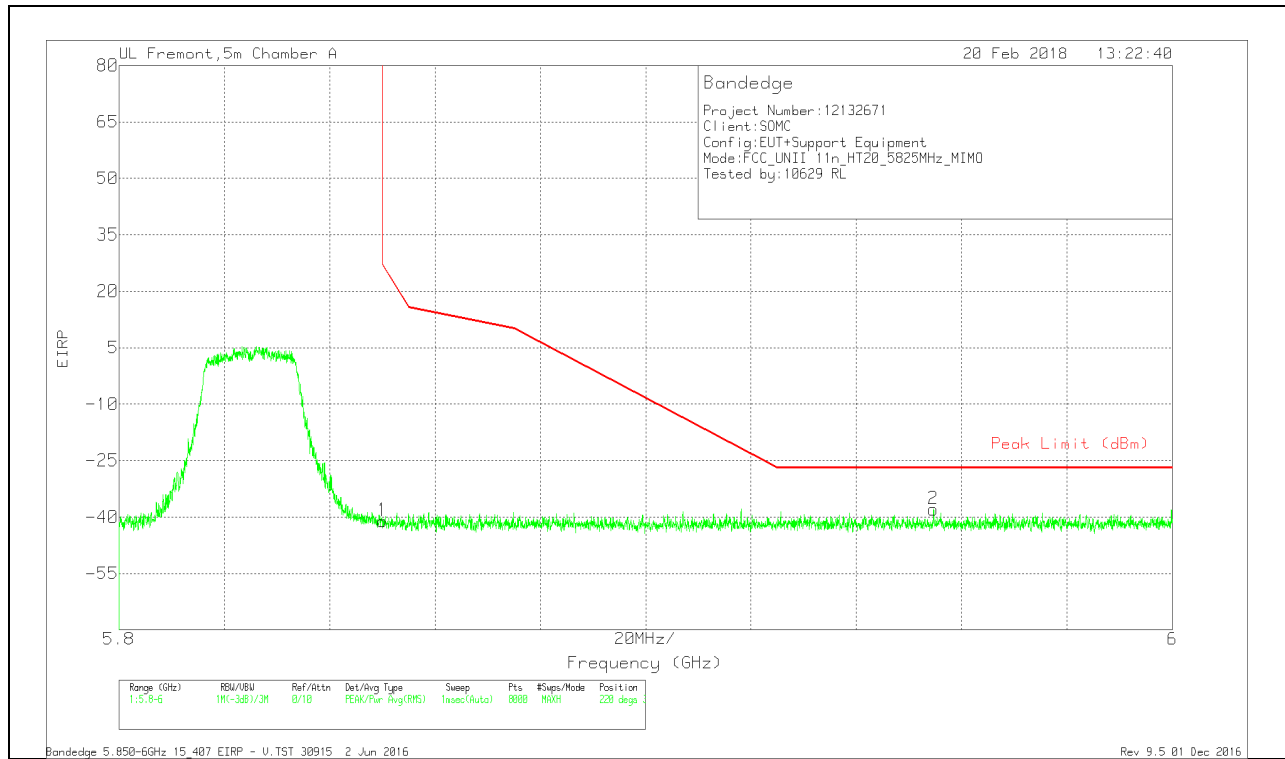
HORIZONTAL RESULT



Marker	Frequency (GHz)	Meter Reading (dBm)	Det	AF T862 (dB/m)	Amp/Cb/Fitr/Pa d (dB)	Conversion Factor (dB)	DC Corr (dB)	Corrected Reading EIRP	Peak Limit (dBm)	PK Margin (dB)	Azimuth (Degs)	Height (cm)	Polarity
1	5.85	-69.34	Pk	35.1	-18.5	11.8	0	-40.94	26.99	-67.93	145	229	H
2	5.991	-67.57	Pk	35.3	-18.1	11.8	0	-38.57	-27	-11.57	145	229	H

* - indicates frequency in CFR47 Pt 15 / IC RSS-Restricted Band
 Pk - Peak detector

VERTICAL RESULT

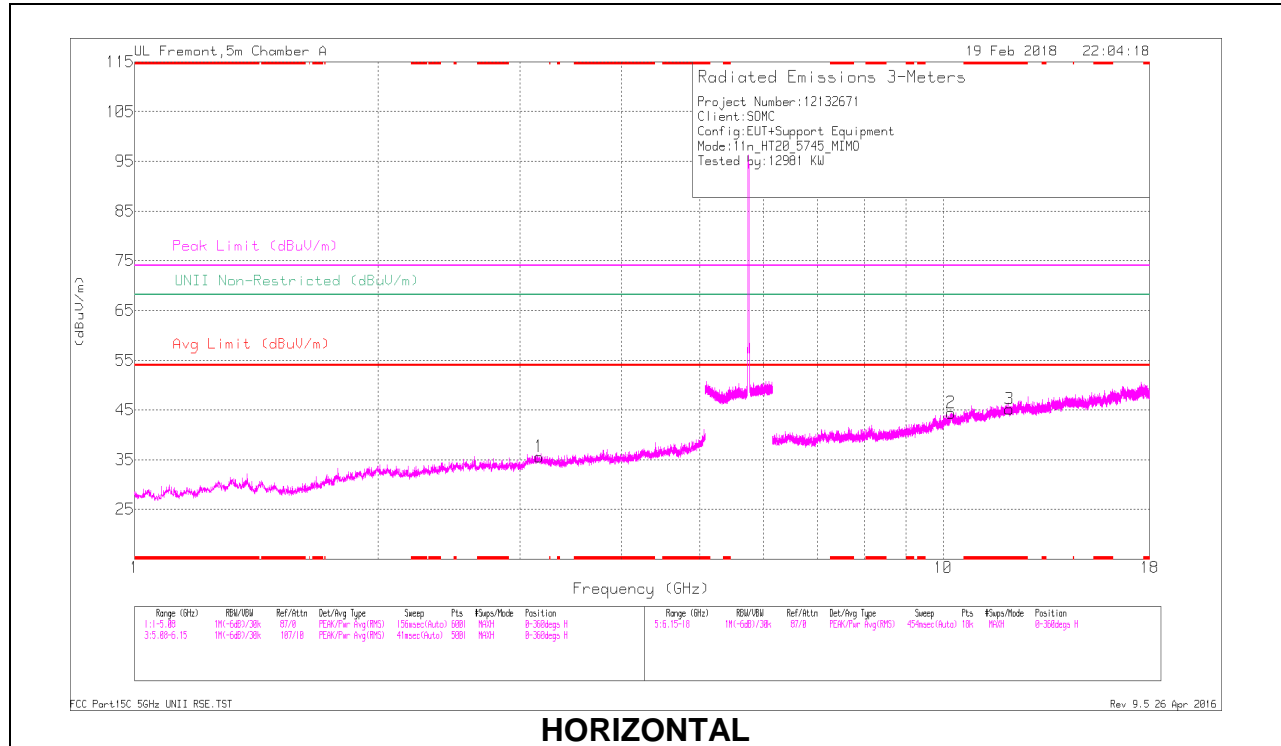


Marker	Frequency (GHz)	Meter Reading (dBm)	Det	AF T862 (dB/m)	Amp/Cbl/Filtr/Par d (dB)	Conversion Factor (dB)	DC Corr (dB)	Corrected Reading EIRP	Peak Limit (dBm)	PK Margin (dB)	Azimuth (Degs)	Height (cm)	Polarity
1	5.85	-69.46	Pk	35.1	-18.5	11.8	0	-41.06	26.99	-68.05	220	356	V
2	5.955	-66.83	Pk	35.3	-18.2	11.8	0	-37.93	-27	-10.93	220	356	V

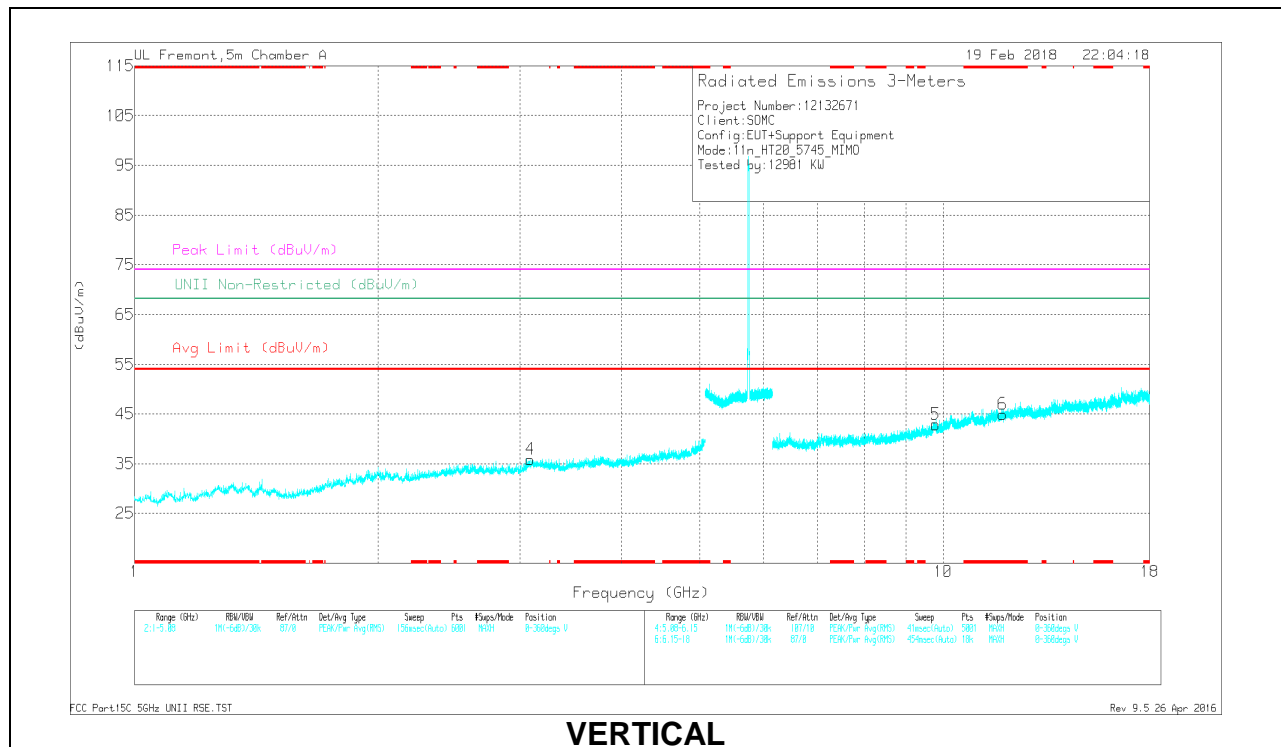
* - indicates frequency in CFR47 Pt 15 / IC RSS-Restricted Band
 Pk - Peak detector

HARMONICS AND SPURIOUS EMISSIONS

LOW CHANNEL RESULTS



HORIZONTAL



VERTICAL

RADIATED EMISSIONS

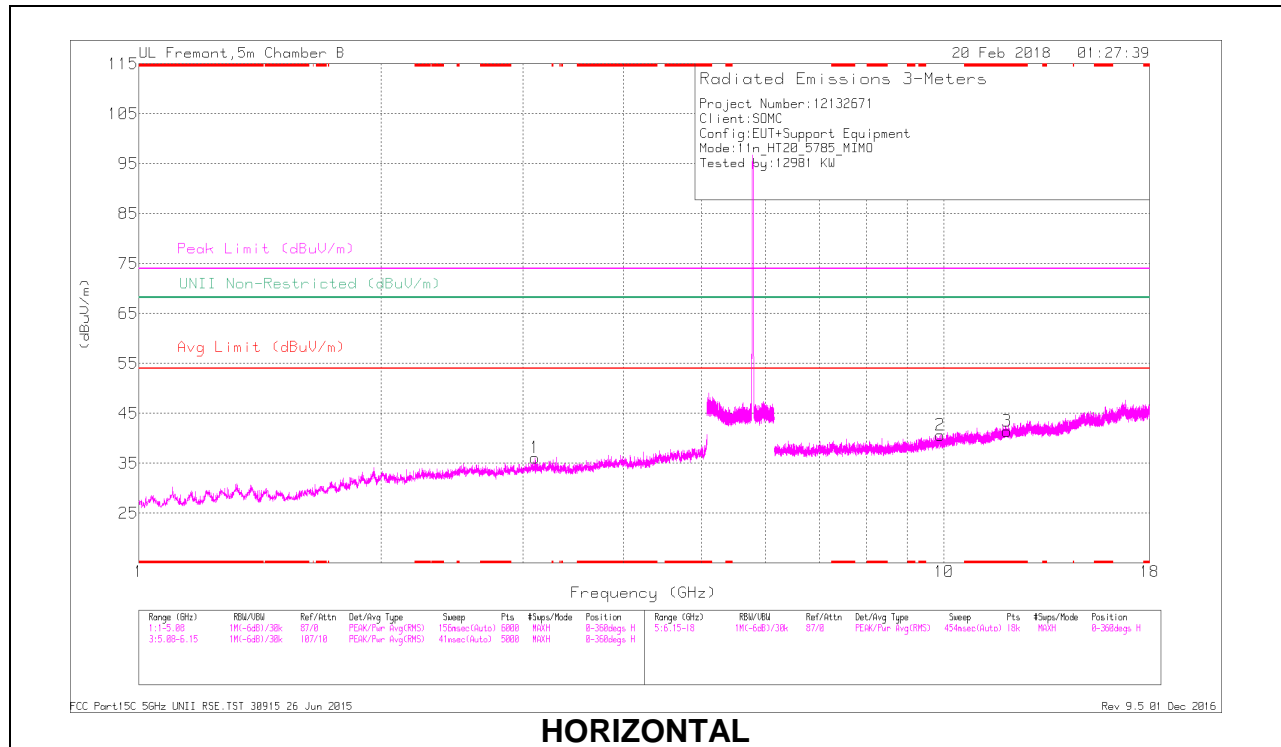
Frequency (GHz)	Meter Reading (dBuV)	Det	AF 1862 (dB/m)	Amp/Cb/Filt/Pad (dB)	DC Corr (dB)	Corrected Reading (dBuV/m)	Arg Limit (dBuV/m)	Margin (dB)	Peak Limit (dBuV/m)	PK Margin (dB)	UNII Non-Restricted (dBuV/m)	PK Margin (dB)	Azimuth (Degs)	Height (cm)	Polarity
* 12.07	31.26	PK-U	38.9	-19.1	0	51.06	-	-	74	-22.94	-	-	136	177	H
* 12.072	21.47	ADR	38.9	-19.1	.09	41.36	54	-12.64	-	-	-	-	136	177	H
* 11.847	31.72	PK-U	38.8	-19.2	0	51.32	-	-	74	-22.68	-	-	227	191	V
* 11.849	21.63	ADR	38.8	-19.3	.09	41.22	54	-12.78	-	-	-	-	227	191	V
3.087	37.34	PK-U	32.8	-28.6	0	41.54	-	-	-	-	68.2	-26.66	95	138	V
3.166	37.97	PK-U	32.9	-28.6	0	42.27	-	-	-	-	68.2	-25.93	165	129	H
9.783	32.62	PK-U	36.9	-20.7	0	48.82	-	-	-	-	68.2	-19.38	301	203	V
10.227	31.8	PK-U	37.5	-19.2	0	50.1	-	-	-	-	68.2	-18.1	267	148	H

* - indicates frequency in CFR47 Pt 15 / IC RSS-Restricted Band

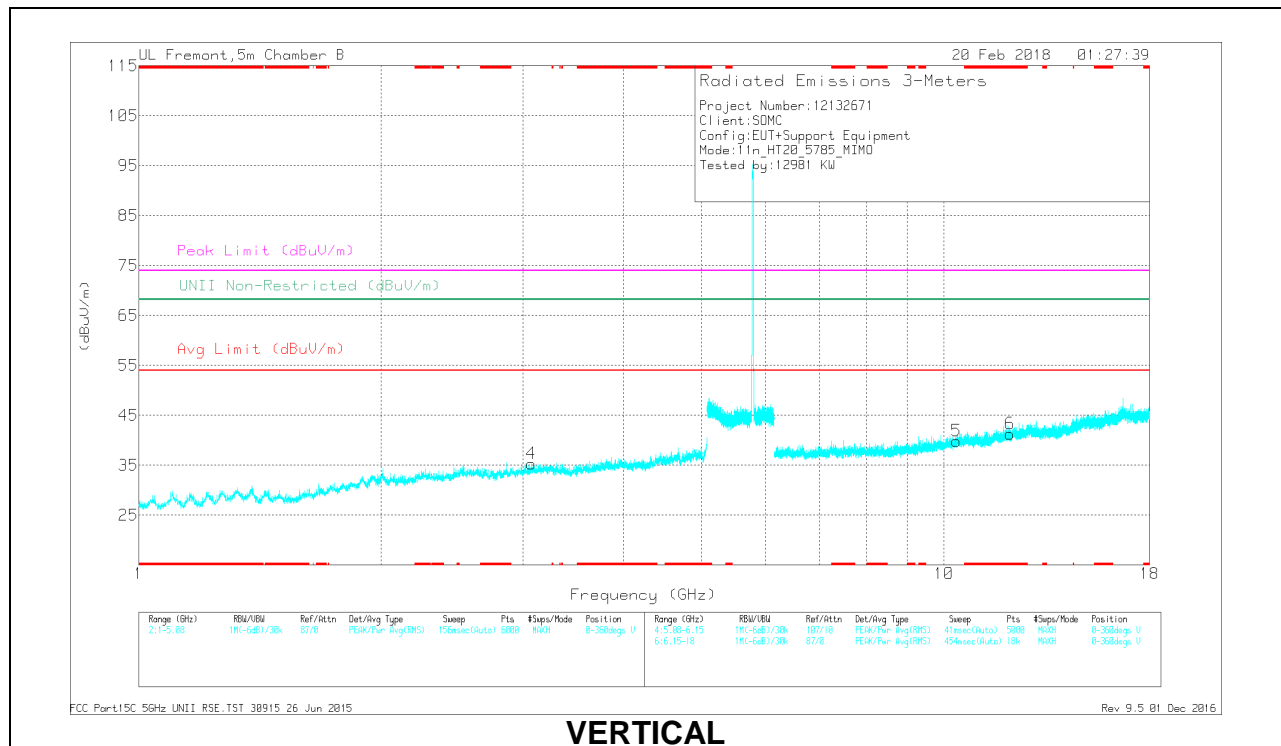
PK-U - U-NII: Maximum Peak

ADR - U-NII AD primary method, RMS average

MID CHANNEL RESULTS



HORIZONTAL



VERTICAL

RADIATED EMISSIONS

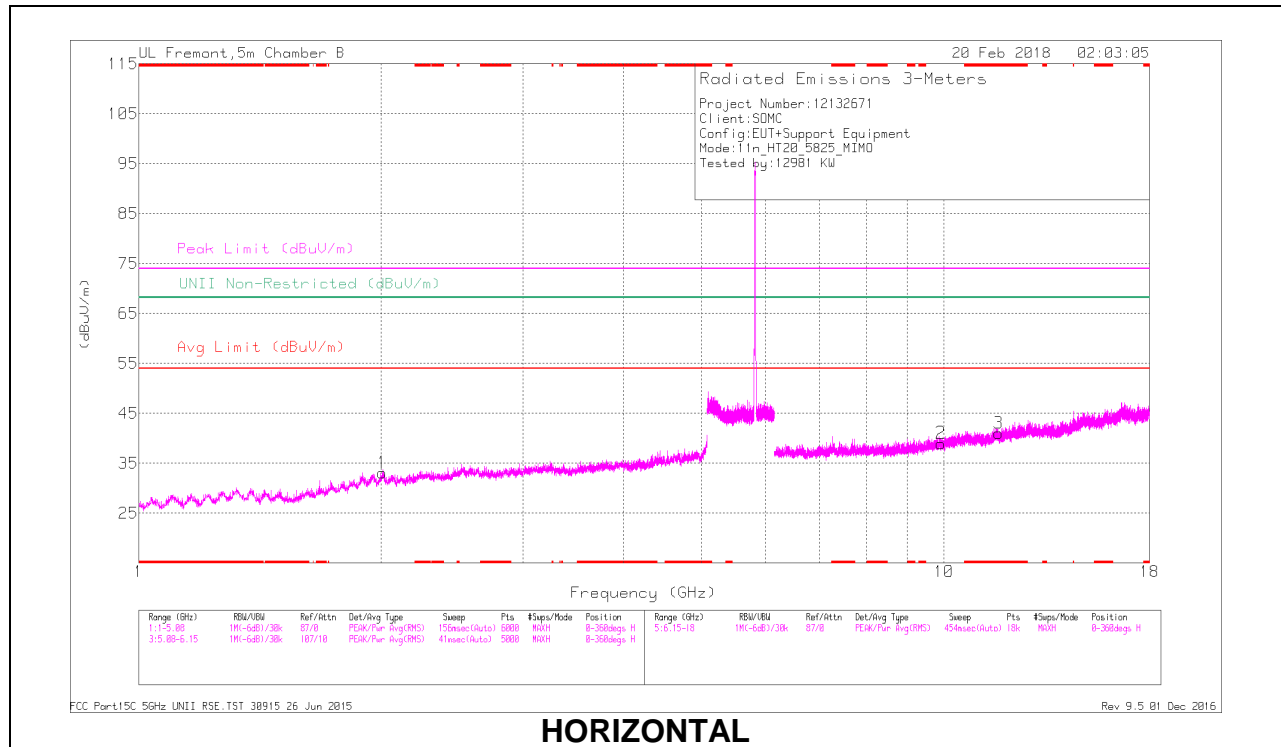
Frequency (GHz)	Meter Reading (dBuV)	Det	AF 1863 (dB/m)	Amp/Chk/Ftr/Pad (dB)	DC Corr (dB)	Corrected Reading (dBuV/m)	Arg Limit (dBuV/m)	Margin (dB)	Peak Limit (dBuV/m)	PK Margin (dB)	UNI Non-Restricted (dBuV/m)	PK Margin (dB)	Azimuth (Degs)	Height (cm)	Polarity
* 11.976	33.57	PK-U	38.8	-24.4	0	47.97	-	-	74	-26.03	-	-	99	174	H
* 11.976	22.09	ADR	38.8	-24.4	.09	36.58	54	-17.42	-	-	-	-	99	174	H
* 12.077	33.93	PK-U	38.9	-24.7	0	48.13	-	-	74	-25.87	-	-	116	108	V
* 12.077	22.29	ADR	38.9	-24.6	.09	36.48	54	-17.52	-	-	-	-	116	108	V
3.073	40.35	PK-U	33.1	-32.1	0	41.35	-	-	-	-	68.2	-26.85	231	139	V
3.106	40.79	PK-U	33.2	-32.3	0	41.69	-	-	-	-	68.2	-26.51	211	229	H
9.893	34.51	PK-U	37	-25.3	0	46.21	-	-	-	-	68.2	-21.99	162	163	H
10.36	34.1	PK-U	37.5	-24.6	0	47	-	-	-	-	68.2	-21.2	87	177	V

* - indicates frequency in CFR47 Pt 15 / IC RSS-Restricted Band

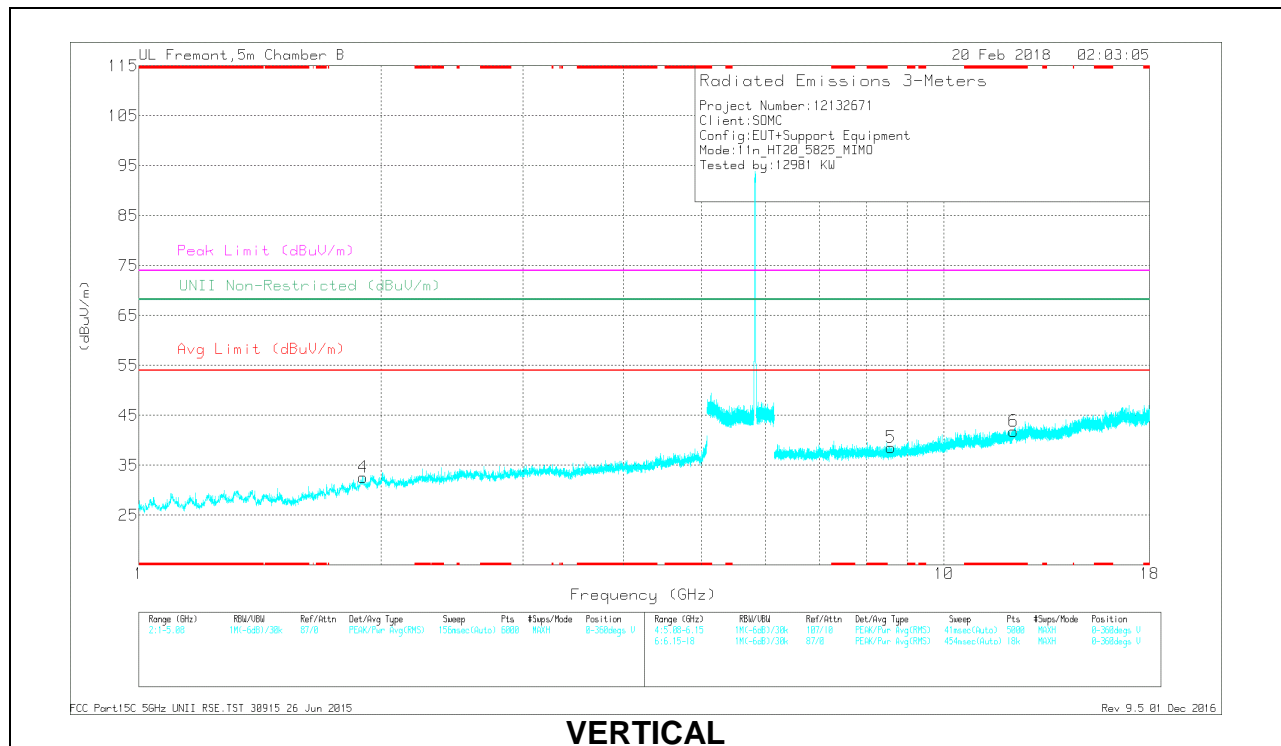
PK-U - U-NII: Maximum Peak

ADR - U-NII AD primary method, RMS average

HIGH CHANNEL RESULTS



HORIZONTAL



VERTICAL

RADIATED EMISSIONS

Frequency (GHz)	Meas Reading (dBuV)	Det	AF 1863 (dB/m)	Amp/Chk/Ftr/Pad (dB)	DC Corr (dB)	Corrected Reading (dBuV/m)	Arg Limit (dBuV/m)	Margin (dB)	Peak Limit (dBuV/m)	PK Margin (dB)	UNI Non-Restricted (dBuV/m)	PK Margin (dB)	Azimuth (Degs)	Height (cm)	Polarity
* 11.688	34.18	PK-U	38.4	-24.5	0	48.08	-	-	74	-25.92	-	-	110	153	H
* 11.689	22.29	ADR	38.4	-24.5	.09	36.28	54	-17.72	-	-	-	-	110	153	H
* 12.202	34.41	PK-U	39.1	-24	0	49.51	-	-	74	-24.49	-	-	126	104	V
* 12.202	22.43	ADR	39.1	-23.9	.09	37.72	54	-16.28	-	-	-	-	126	104	V
1.897	41.34	PK-U	30.9	-33.2	0	39.04	-	-	-	-	68.2	-29.16	256	208	V
2.005	41.36	PK-U	31.3	-32.4	0	40.26	-	-	-	-	68.2	-27.94	310	118	H
8.597	36.28	PK-U	36	-27.2	0	45.08	-	-	-	-	68.2	-23.12	89	104	V
9.914	34.94	PK-U	37	-25.4	0	46.54	-	-	-	-	68.2	-21.66	165	130	H

* - indicates frequency in CFR47 Pt 15 / IC RSS-Restricted Band

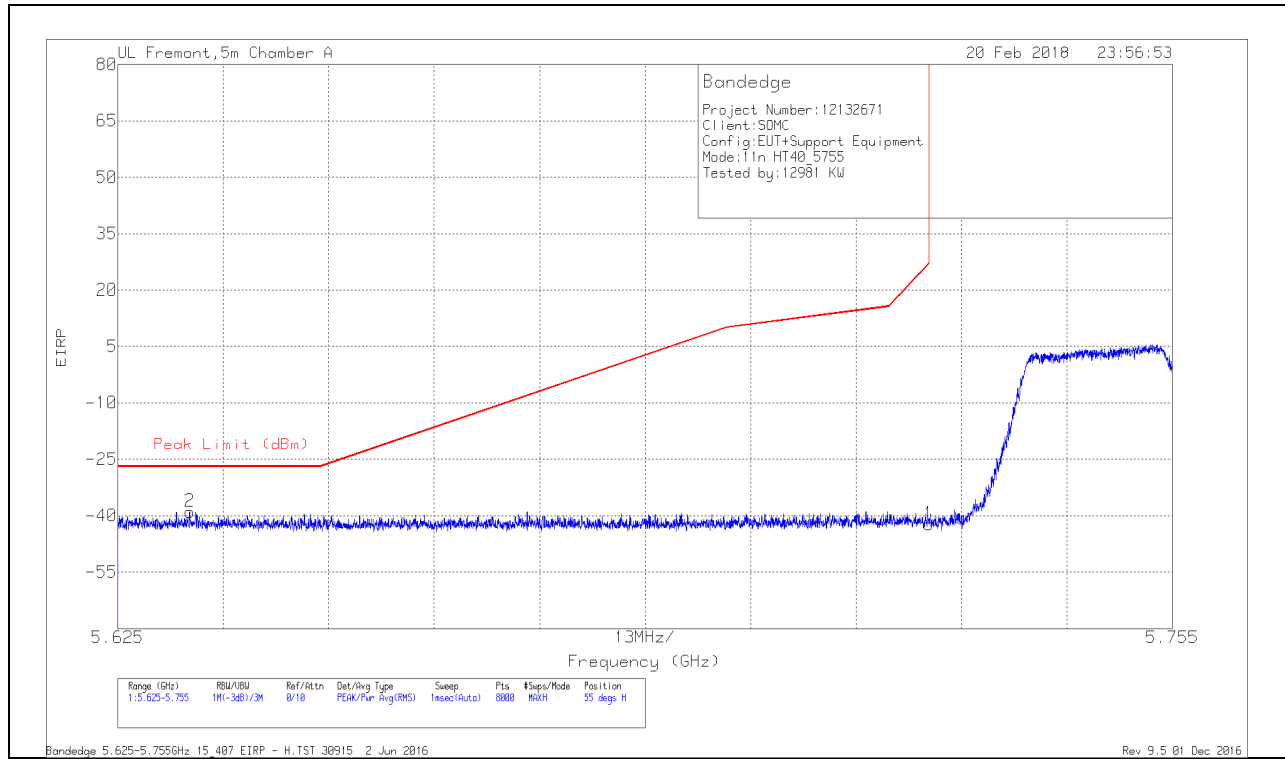
PK-U - U-NII: Maximum Peak

ADR - U-NII AD primary method, RMS average

9.1.15. TX ABOVE 1 GHz 802.11n HT40 2TX CDD MODE IN THE 5.8 GHz BAND

BANDEDGE (LOW CHANNEL)

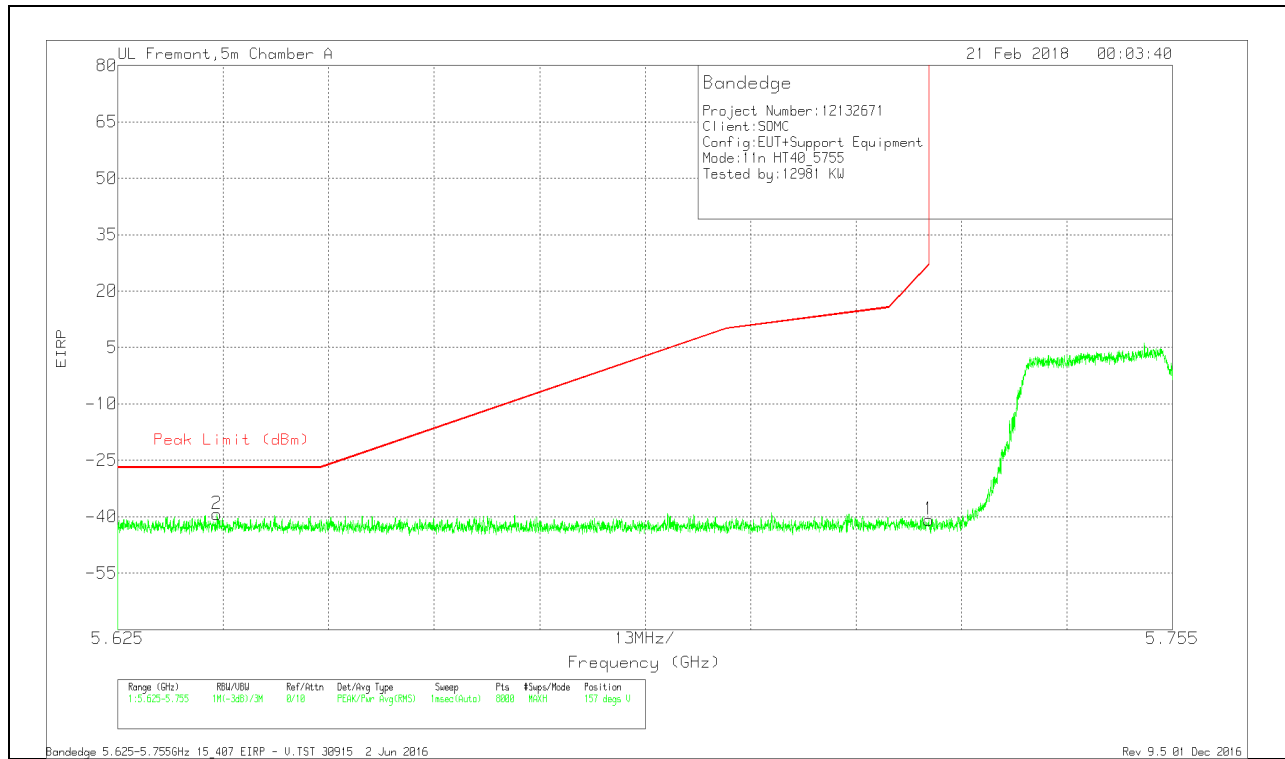
HORIZONTAL RESULT



Marker	Frequency (GHz)	Meter Reading (dBm)	Det	AF T862 (dB/m)	Amp/Cbl/Filtr/Pad (dB)	Conversion Factor (dB)	DC Corr (dB)	Corrected Reading EIRP	Peak Limit (dBm)	PK Margin (dB)	Azimuth (Degs)	Height (cm)	Polarity
2	5.634	-67.2	Pk	35.1	-18.6	11.8	0	-38.9	-27	-11.9	55	258	H
1	5.725	-70.4	Pk	35	-18.6	11.8	0	-42.2	27	-69.2	55	258	H

* - indicates frequency in CFR47 Pt 15 / IC RSS-Restricted Band
 Pk - Peak detector

VERTICAL RESULT

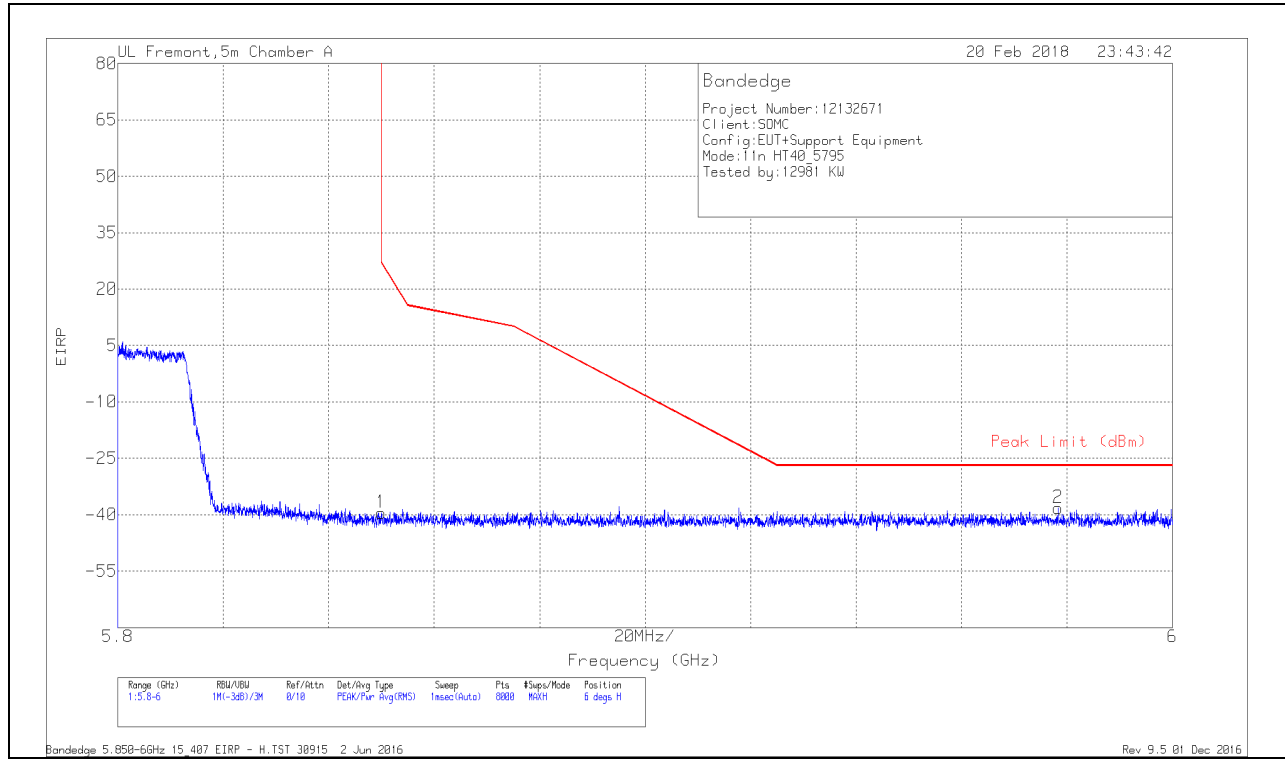


Marker	Frequency (GHz)	Meter Reading (dBm)	Det	AF T862 (dB/m)	Amp/Cbl/Fitr/Pad (dB)	Conversion Factor (dB)	DC Corr (dB)	Corrected Reading EIRP	Peak Limit (dBm)	PK Margin (dB)	Azimuth (Degs)	Height (cm)	Polarity
2	5.637	-67.63	Pk	35.1	-18.6	11.8	0	-39.33	-27	-12.33	157	234	V
1	5.725	-68.93	Pk	35	-18.6	11.8	0	-40.73	27	-67.73	157	234	V

* - indicates frequency in CFR47 Pt 15 / IC RSS-Restricted Band
 Pk - Peak detector

BANDEDGE (HIGH CHANNEL)

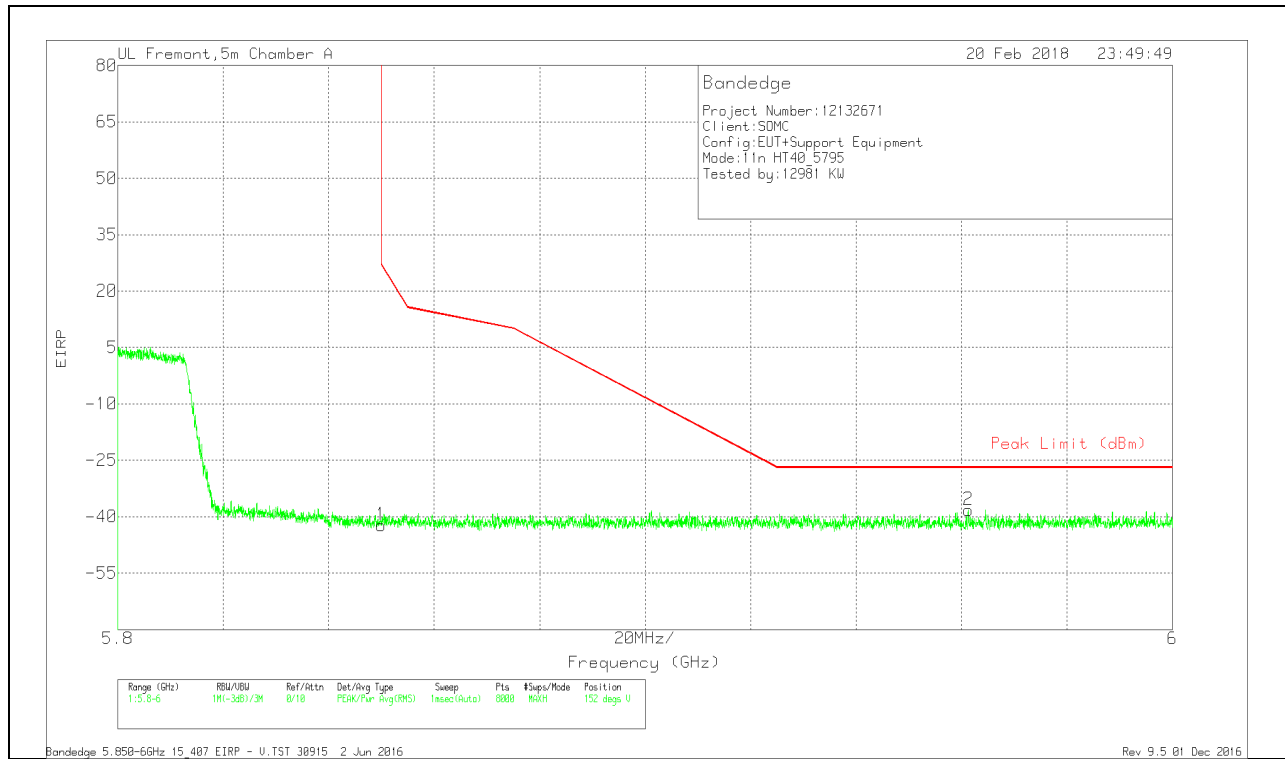
HORIZONTAL RESULT



Marker	Frequency (GHz)	Meter Reading (dBm)	Det	AF T862 (dB/m)	Amp/Cbl/Filtr/Pad (dB)	Conversion Factor (dB)	DC Corr (dB)	Corrected Reading EIRP	Peak Limit (dBm)	PK Margin (dB)	Azimuth (Degs)	Height (cm)	Polarity
1	5.85	-67.86	Pk	35.1	-18.5	11.8	0	-39.46	26.99	-66.45	6	241	H
2	5.978	-67.27	Pk	35.3	-18.1	11.8	0	-38.27	-27	-11.27	6	241	H

* - indicates frequency in CFR47 Pt 15 / IC RSS-Restricted Band
 Pk - Peak detector

VERTICAL RESULT

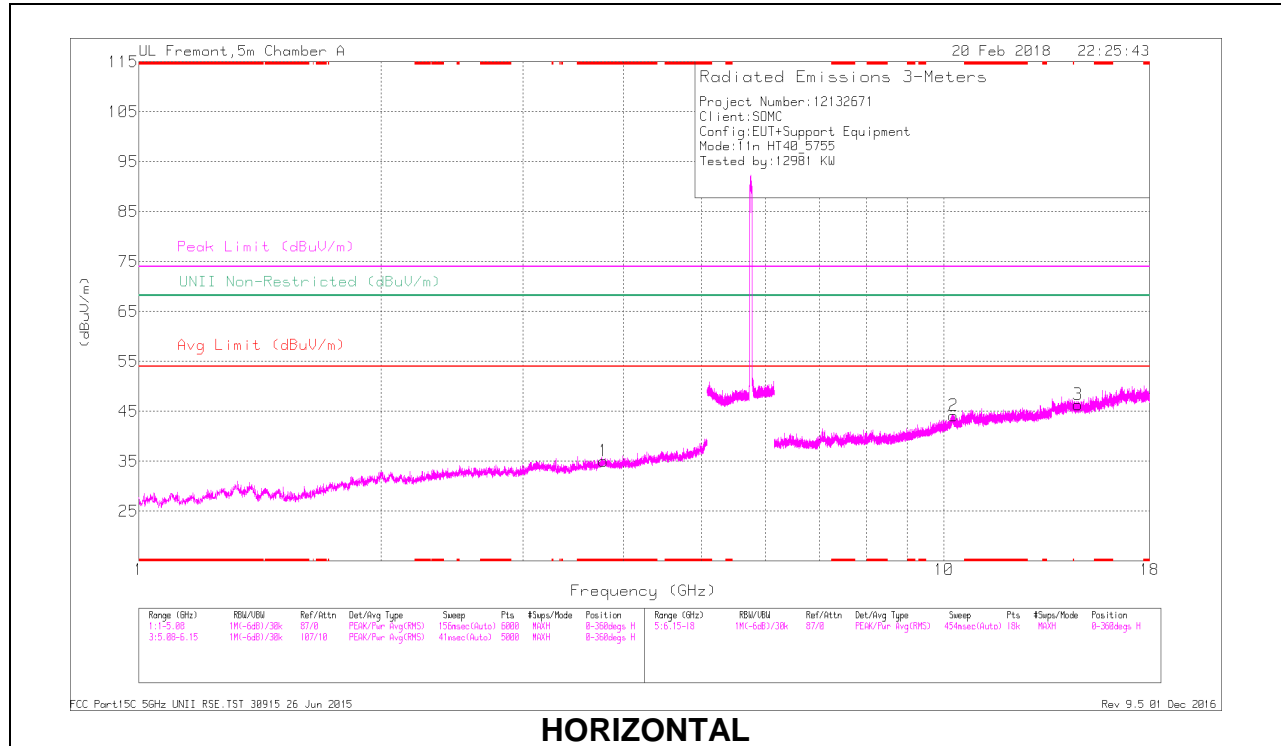


Marker	Frequency (GHz)	Meter Reading (dBm)	Det	AF T862 (dB/m)	Amp/Cbl/Filtr/Pad (dB)	Conversion Factor (dB)	DC Corr (dB)	Corrected Reading EIRP	Peak Limit (dBm)	PK Margin (dB)	Azimuth (Degs)	Height (cm)	Polarity
1	5.85	-70.63	Pk	35.1	-18.5	11.8	0	-42.23	26.99	-69.22	152	244	V
2	5.961	-67.03	Pk	35.3	-18.3	11.8	0	-38.23	-27	-11.23	152	244	V

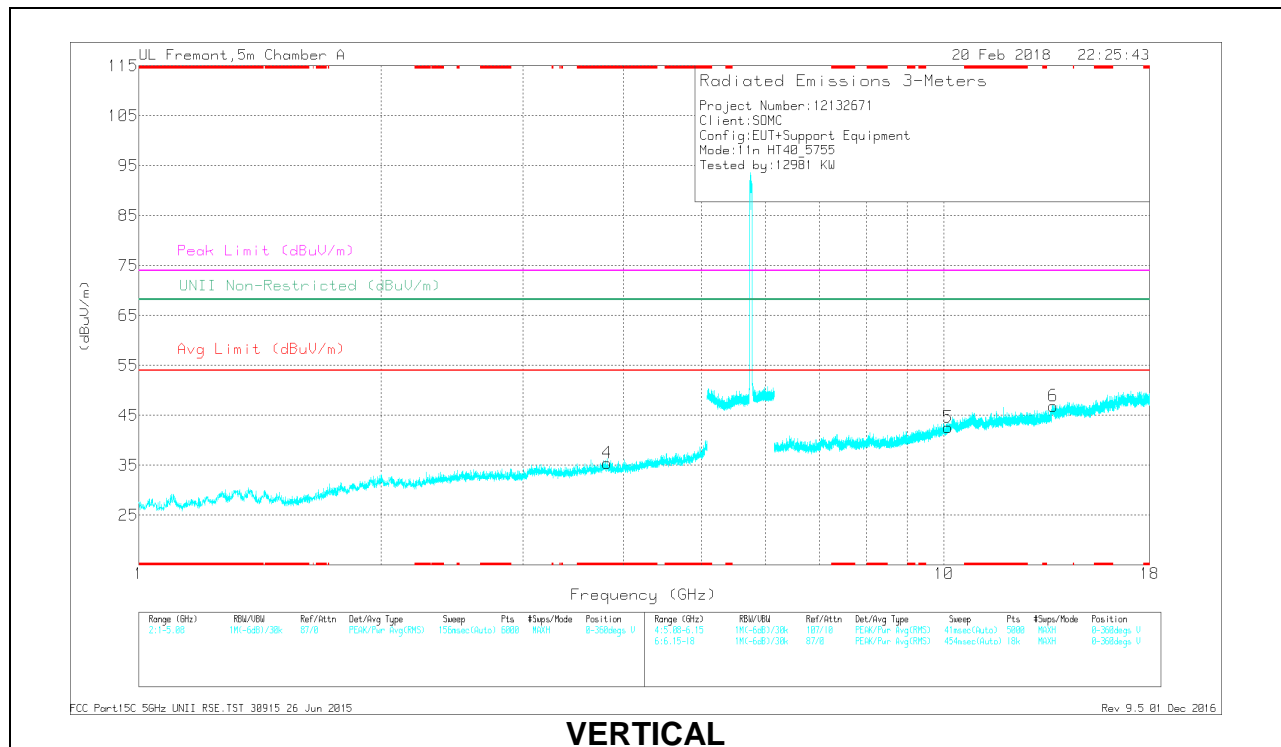
* - indicates frequency in CFR47 Pt 15 / IC RSS-Restricted Band
 Pk - Peak detector

HARMONICS AND SPURIOUS EMISSIONS

LOW CHANNEL RESULTS



HORIZONTAL



VERTICAL

RADIATED EMISSIONS

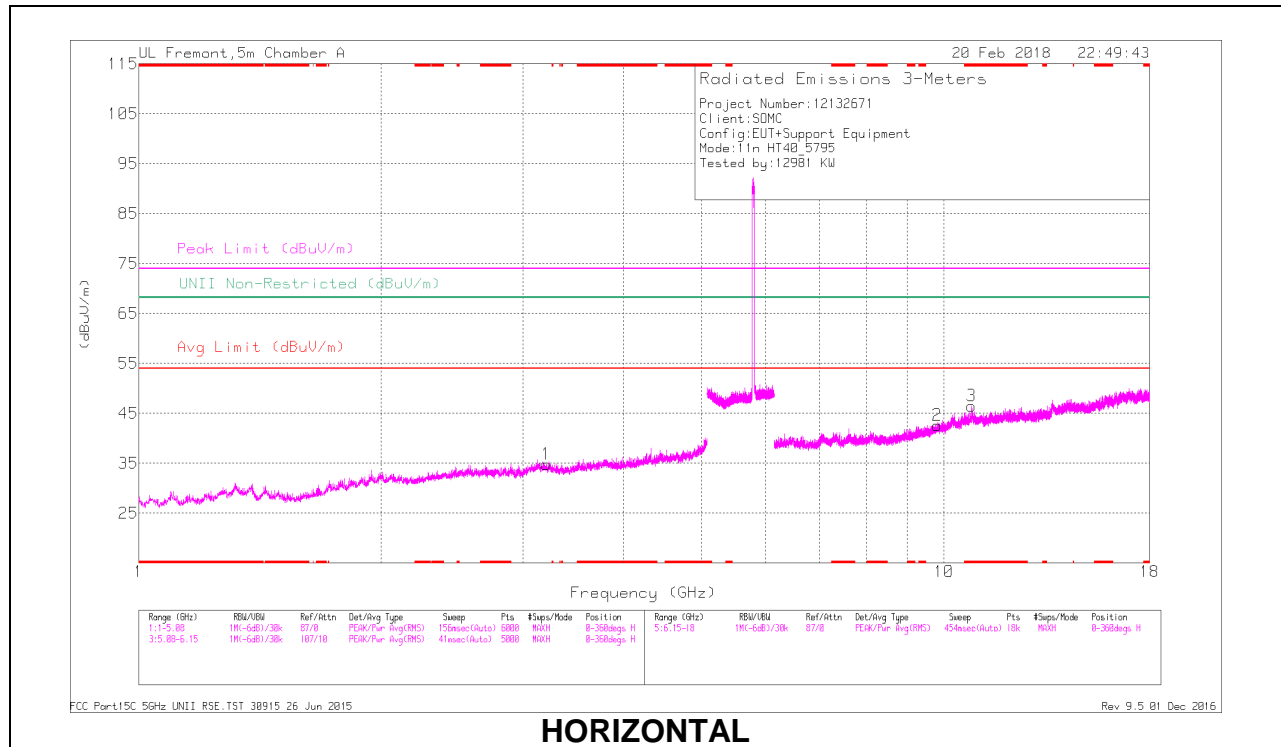
Frequency (GHz)	Meter Reading (dBuV)	Det	AF T862 (dBm)	Amp/Cbl/Ftr/Pad (dB)	DC Corr (dB)	Corrected Reading (dBuV/m)	Avg Limit (dBuV/m)	Margin (dB)	Peak Limit (dBuV/m)	PK Margin (dB)	UNII Non-Restricted (dBuV/m)	PK Margin (dB)	Azimuth (Degs)	Height (cm)	Polarity
* 3.776	37.48	PK-U	33.2	-28.6	0	42.08	-	-	74	-31.92	-	-	166	183	H
* 3.774	26.31	ADR	33.2	-28.6	.29	31.2	54	-22.8	-	-	-	-	166	183	H
* 3.821	37.22	PK-U	33.1	-28.4	0	41.92	-	-	74	-32.08	-	-	254	240	V
* 3.821	26.22	ADR	33.1	-28.4	.29	31.21	54	-22.79	-	-	-	-	254	240	V
10.117	33.37	PK-U	37.4	-20.7	0	50.07	-	-	-	-	68.2	-18.13	77	156	V
10.272	32.17	PK-U	37.5	-19.5	0	50.17	-	-	-	-	68.2	-18.03	54	208	H
13.669	33.18	PK-U	39.3	-19.2	0	53.28	-	-	-	-	68.2	-14.92	135	138	V
14.665	31.97	PK-U	39.8	-19.1	0	52.67	-	-	-	-	68.2	-15.53	128	110	H

* - indicates frequency in CFR47 Pt 15 / IC RSS-Restricted Band

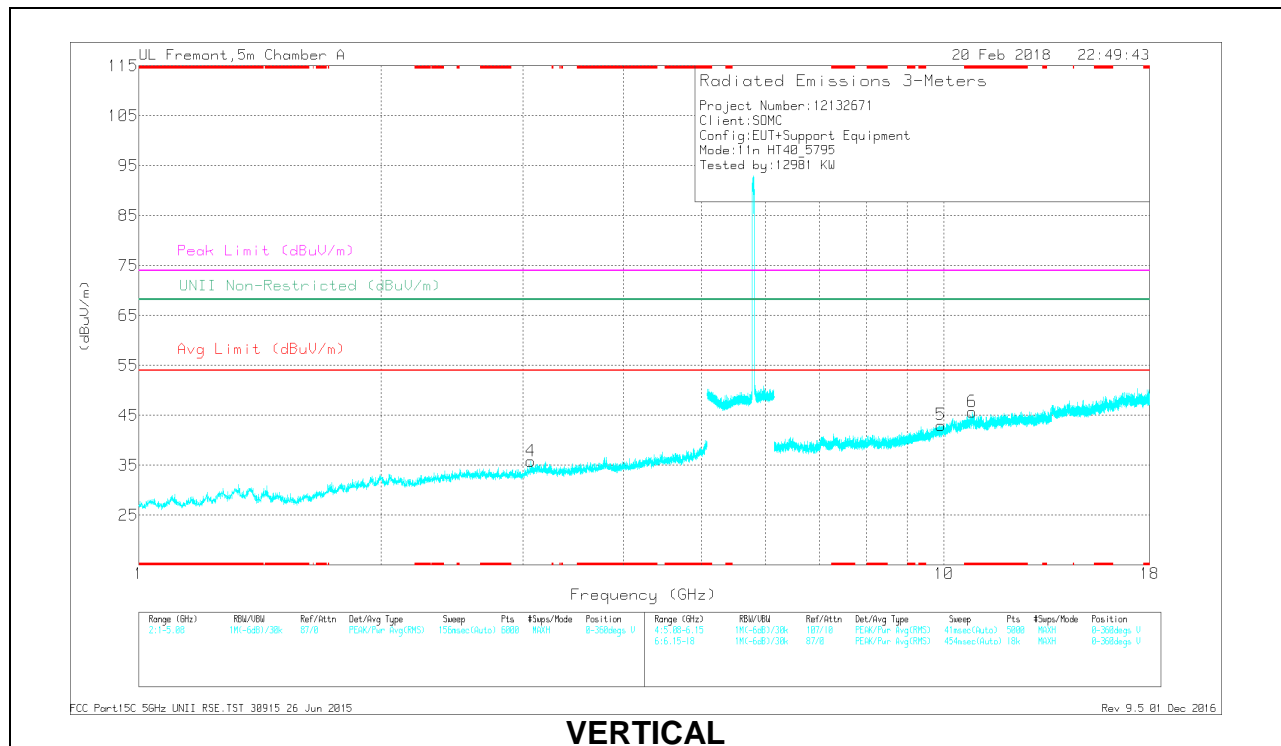
PK-U - U-NII: Maximum Peak

ADR - U-NII AD primary method, RMS average

HIGH CHANNEL RESULTS



HORIZONTAL



VERTICAL

RADIATED EMISSIONS

Frequency (GHz)	Meter Reading (dBuV)	Det	AF 1862 (dB/m)	Amp/Cb/Filt/Pad (dB)	DC Corr (dB)	Corrected Reading (dBuV/m)	Arg Limit (dBuV/m)	Margin (dB)	Peak Limit (dBuV/m)	PK Margin (dB)	UNII Non-Restricted (dBuV/m)	PK Margin (dB)	Azimuth (Degs)	Height (cm)	Polarity
* 10.821	33.18	PK-U	37.8	-18.8	0	52.18	-	-	74	-21.82	-	-	115	150	H
* 10.824	21.3	ADR	37.8	-18.7	29	40.69	54	-13.31	-	-	-	-	115	150	H
* 10.832	32	PK-U	37.8	-18.4	0	51.4	-	-	74	-22.6	-	-	22	210	V
* 10.832	21.17	ADR	37.9	-18.4	29	40.98	54	-13.04	-	-	-	-	22	210	V
3.064	38.15	PK-U	32.8	-29.7	0	41.25	-	-	-	-	68.2	-26.95	235	116	V
3.204	37.69	PK-U	33.1	-29.7	0	41.09	-	-	-	-	68.2	-27.11	211	153	H
9.809	33.02	PK-U	37	-20.8	0	49.22	-	-	-	-	68.2	-18.98	136	131	H
9.913	33.68	PK-U	37.2	-21.1	0	49.78	-	-	-	-	68.2	-18.42	195	141	V

* - indicates frequency in CFR47 Pt 15 / IC RSS-Restricted Band

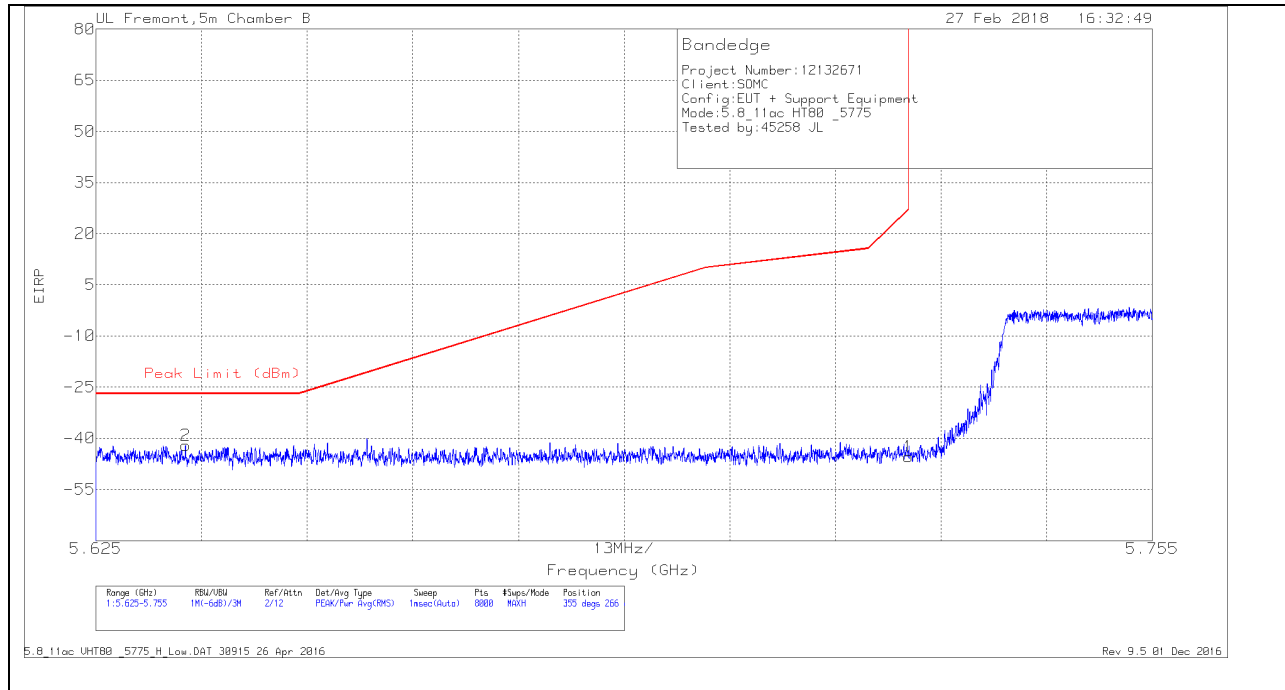
PK-U - U-NII: Maximum Peak

ADR - U-NII AD primary method, RMS average

9.1.16. TX ABOVE 1 GHz 802.11ac VHT80 2TX CDD MODE IN THE 5.8 GHz BAND

BANDEDGE (CHANNEL 155 LOW EDGE)

HORIZONTAL RESULT

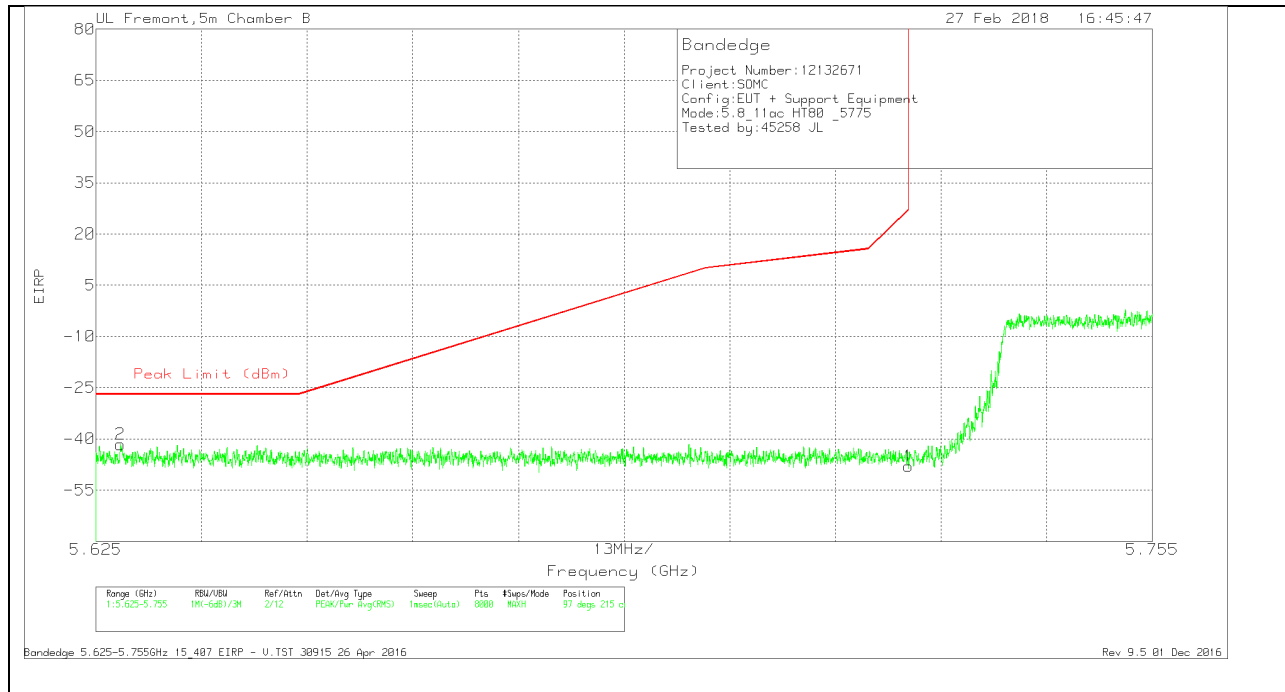


Trace Markers

Marker	Frequency (GHz)	Meter Reading (dBm)	Det	AFT863 (dB/m)	Amp/Cb/Fitr/P ad (dB)	Conversion Factor (dB)	DC Corr (dB)	Corrected Reading EIRP	Peak Limit (dBm)	PK Margin (dB)	Azimuth (Degs)	Height (cm)	Polarity
2	5.636	-69.05	Pk	35.3	-20.2	11.8	0	-42.15	-27	-15.15	355	266	H
1	5.725	-71.97	Pk	35	-20.2	11.8	0	-45.37	27	-72.37	355	266	H

Pk - Peak detector

VERTICAL RESULT



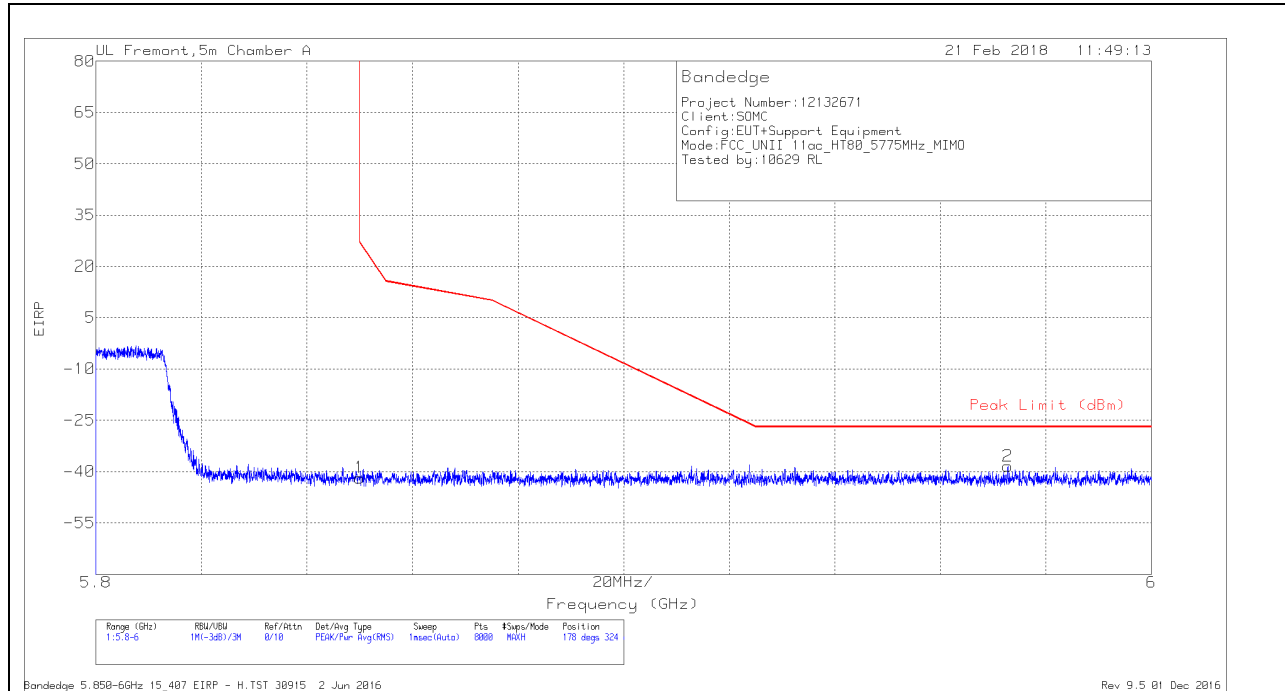
Trace Markers

Marker	Frequency (GHz)	Meter Reading (dBm)	Det	AF T863 (dB/m)	Amp/Cb/Ftr/P ad (dB)	Conversion Factor (dB)	DC Corr (dB)	Corrected Reading EIRP	Peak Limit (dBm)	PK Margin (dB)	Azimuth (Degs)	Height (cm)	Polarity
2	5.628	-68.72	Pk	35.3	-20	11.8	0	-41.62	-27	-14.62	97	215	V
1	5.725	-74.53	Pk	35	-20.2	11.8	0	-47.93	27	-74.93	97	215	V

Pk - Peak detector

BANDEDGE (CHANNEL 155 HIGH EDGE)

HORIZONTAL RESULT

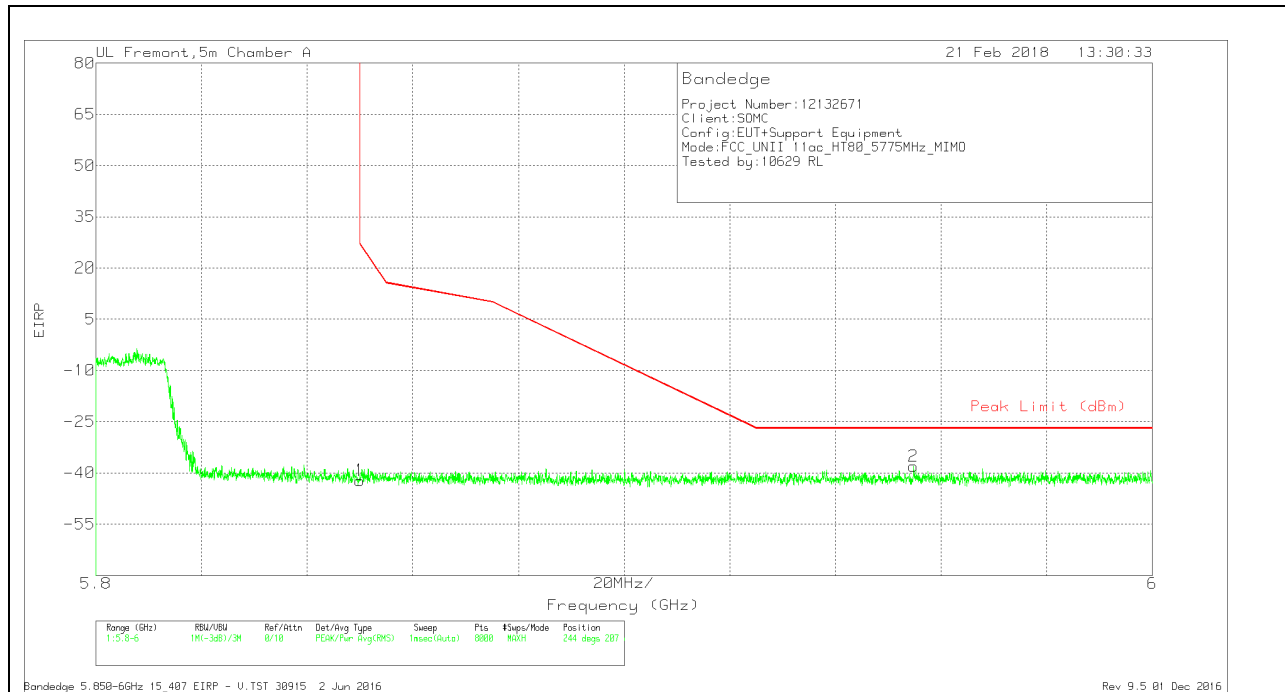


Trace Markers

Marker	Frequency (GHz)	Meter Reading (dBm)	Det	AFT862 (dB/m)	Amp/Cb/Ftr/Pad (dB)	Conversion Factor (dB)	DC Corr (dB)	Corrected Reading EIRP	Peak Limit (dBm)	PK Margin (dB)	Azimuth (Degs)	Height (cm)	Polarity
1	5.85	-70.21	Pk	35.1	-18.5	11.8	0	-41.81	26.99	-68.8	178	324	H
2	5.973	-67.37	Pk	35.3	-18.1	11.8	0	-38.37	-27	-11.37	178	324	H

* - indicates frequency in CFR47 Pt 15 / IC RSS-Restricted Band
 Pk - Peak detector

VERTICAL RESULT



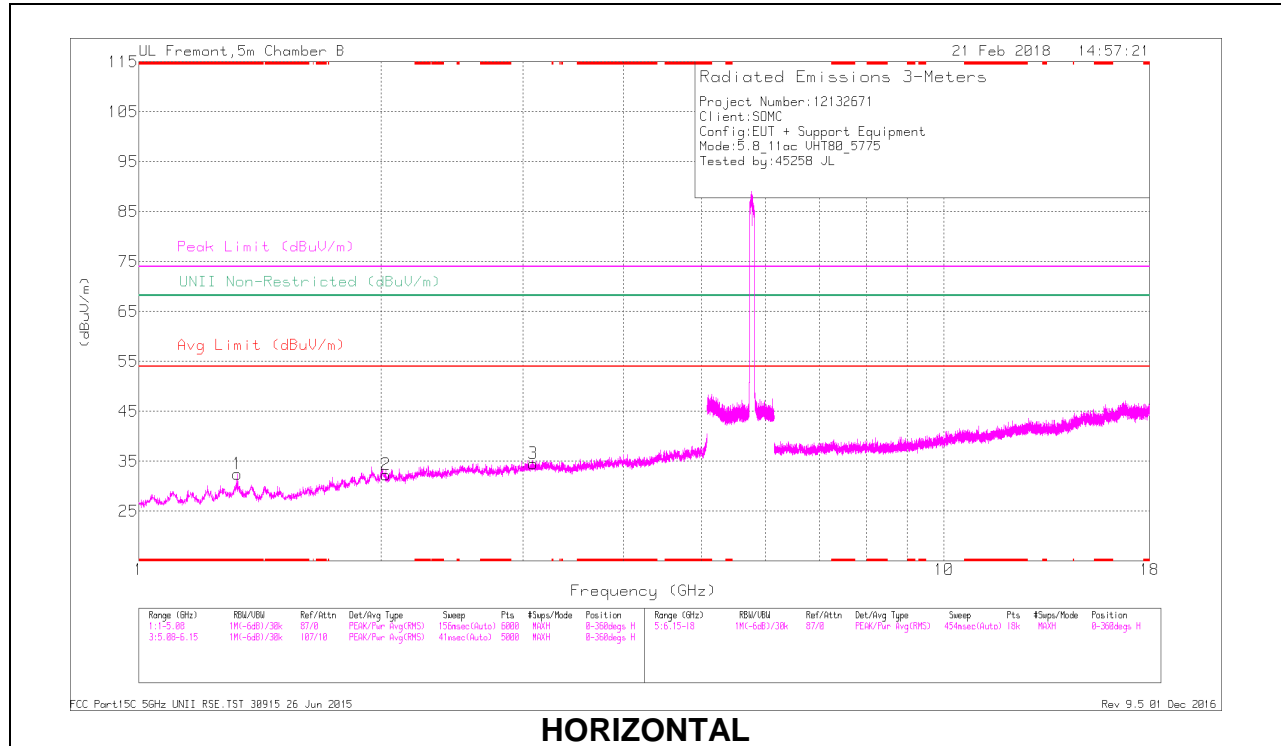
Trace Markers

Marker	Frequency (GHz)	Meter Reading (dBm)	Det	AFT862 (dB/m)	Amp/Cb/Fitr/P ad (dB)	Conversion Factor (dB)	DC Corr (dB)	Corrected Reading EIRP	Peak Limit (dBm)	PK Margin (dB)	Azimuth (Degs)	Height (cm)	Polarity
1	5.85	-70.58	Pk	35.1	-18.5	11.8	0	-42.18	26.99	-69.17	244	207	V
2	5.955	-66.96	Pk	35.3	-18.2	11.8	0	-38.06	-27	-11.06	244	207	V

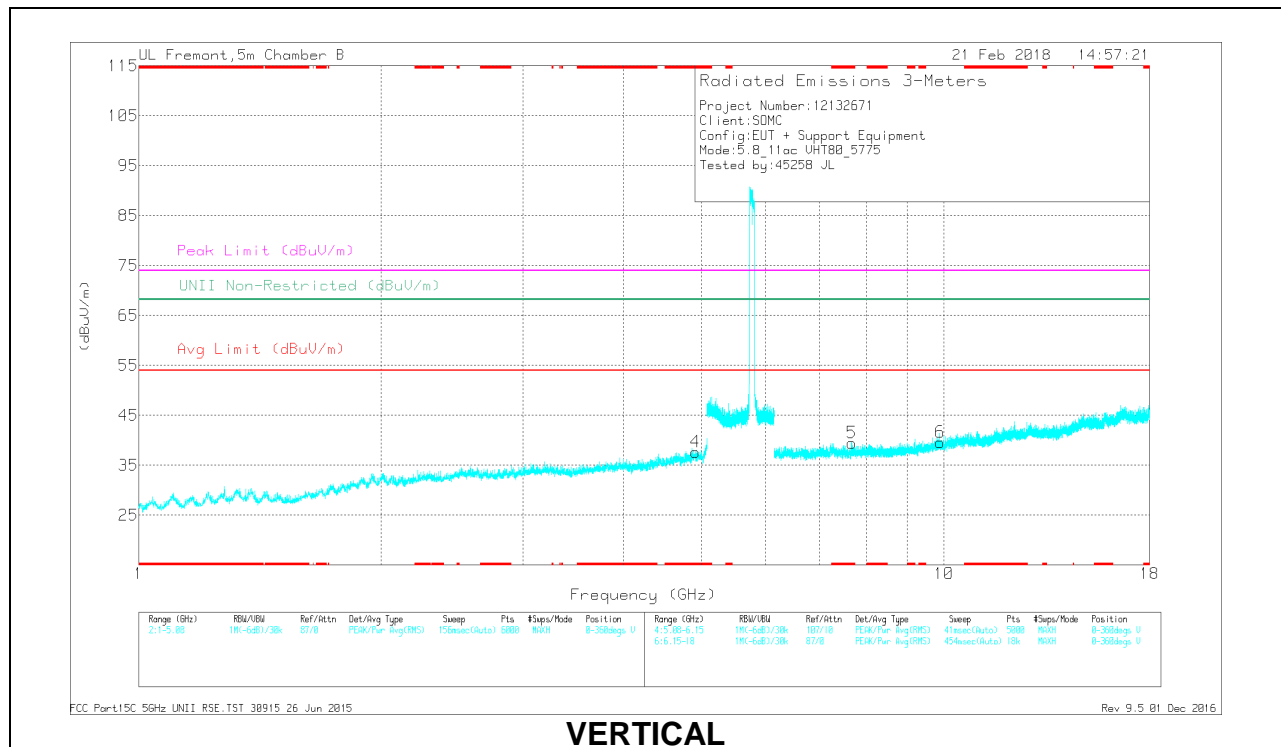
Pk - Peak detector

HARMONICS AND SPURIOUS EMISSIONS

MID CHANNEL RESULTS



HORIZONTAL



VERTICAL

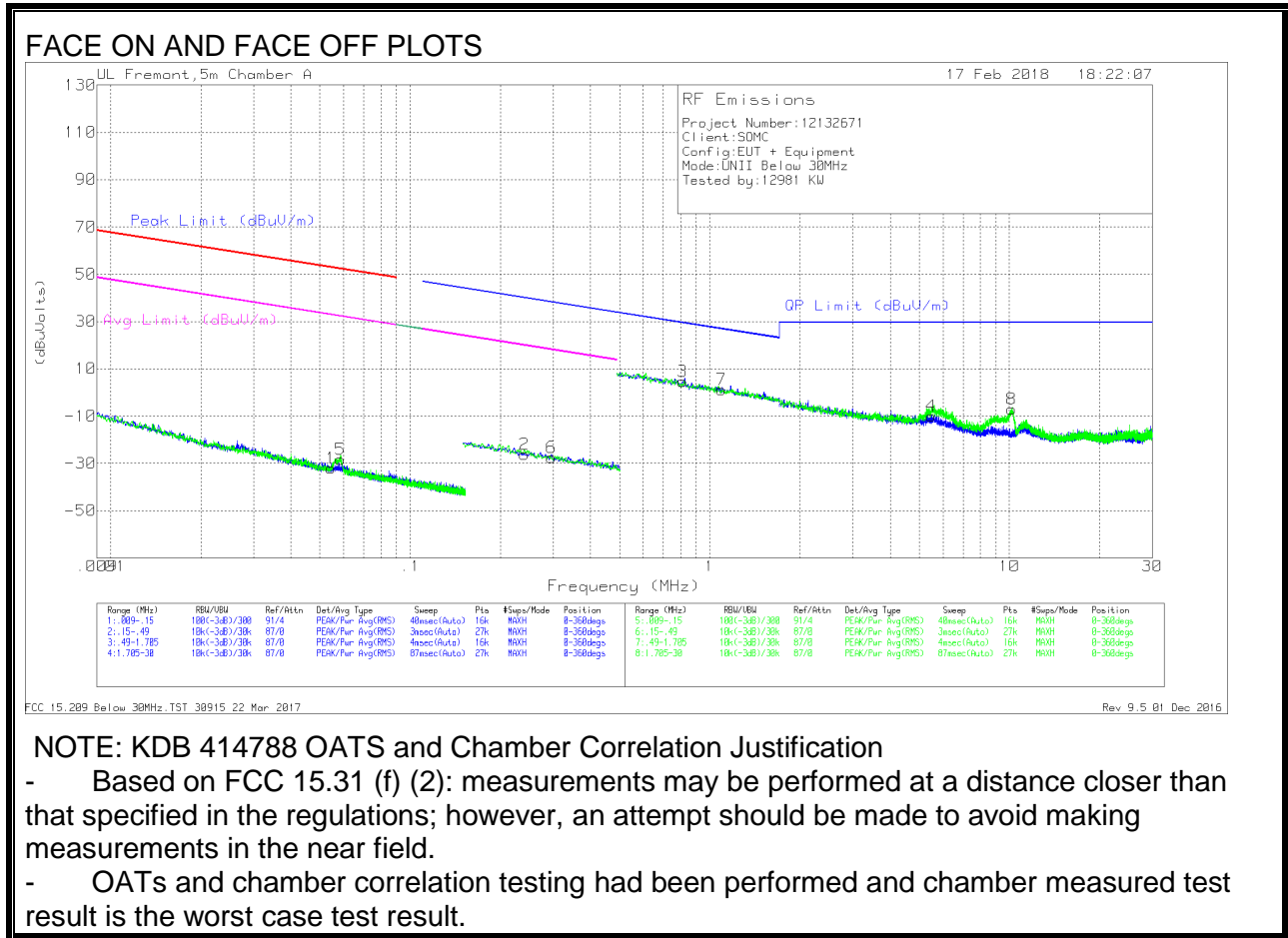
RADIATED EMISSIONS

Frequency (GHz)	Meter Reading (dBuV)	Det	AF T863 (dBm)	Amp/Cbl/Ftr/Pad (dB)	DC Corr (dB)	Corrected Reading (dBuV/m)	Avg Limit (dBuV/m)	Margin (dB)	Peak Limit (dBuV/m)	PK Margin (dB)	UNII Non-Restricted (dBuV/m)	PK Margin (dB)	Azimuth (Degs)	Height (cm)	Polarity
* 1.325	41.86	PK-U	28.9	-34.1	0	36.66	-	-	74	-37.34	-	-	98	259	H
1.325	30.72	ADR	28.9	-34.1	.53	26.05	54	-27.95	-	-	-	-	98	259	H
* 4.912	40.4	PK-U	34.4	-30	0	44.8	-	-	74	-29.2	-	-	183	307	V
4.91	28.43	ADR	34.4	-30	.53	33.36	54	-20.64	-	-	-	-	183	307	V
* 7.682	38.15	PK-U	36	-28.5	0	45.65	-	-	74	-28.35	-	-	213	267	V
7.68	26.27	ADR	36	-28.5	.53	34.3	54	-19.7	-	-	-	-	213	267	V
2.027	40.33	PK-U	31.4	-32.7	0	39.03	-	-	-	-	68.2	-29.17	213	267	H
2.03	28.84	ADR	31.4	-32.8	.53	27.97	-	-	-	-	-	-	213	267	H
3.092	41.32	PK-U	33.2	-32.2	0	42.32	-	-	-	-	68.2	-25.88	213	267	H
3.092	28.9	ADR	33.2	-32.2	.53	30.33	-	-	-	-	-	-	213	267	H
9.888	22.92	ADR	37	-25.2	.53	35.25	-	-	-	-	-	-	213	267	V
9.889	34.71	PK-U	37	-25.2	0	46.51	-	-	-	-	68.2	-21.69	213	267	V

* - indicates frequency in CFR47 Pt 15 / IC RSS-Restricted Band
 PK-U - U-NII: Maximum Peak
 ADR - U-NII AD primary method, RMS average

9.2. WORST-CASE BELOW 30 MHz

SPURIOUS EMISSIONS BELOW 30 MHz (WORST-CASE CONFIGURATION)



Trace Markers

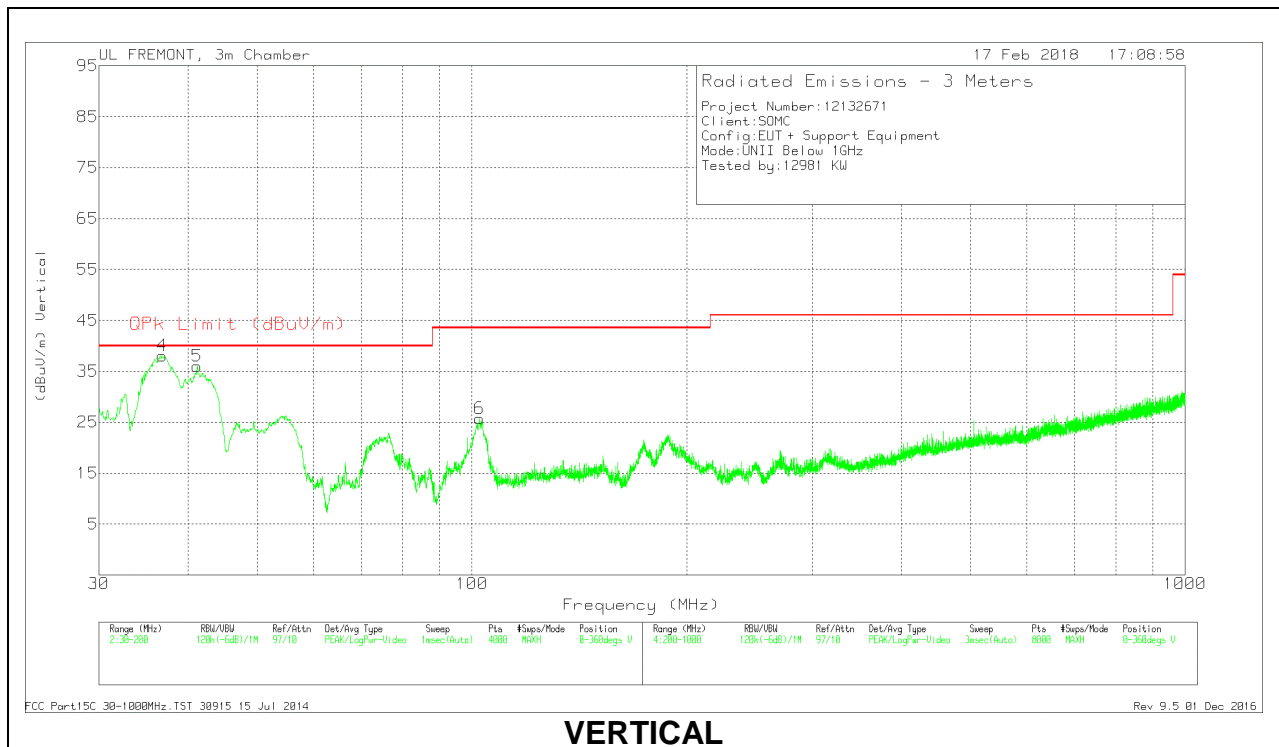
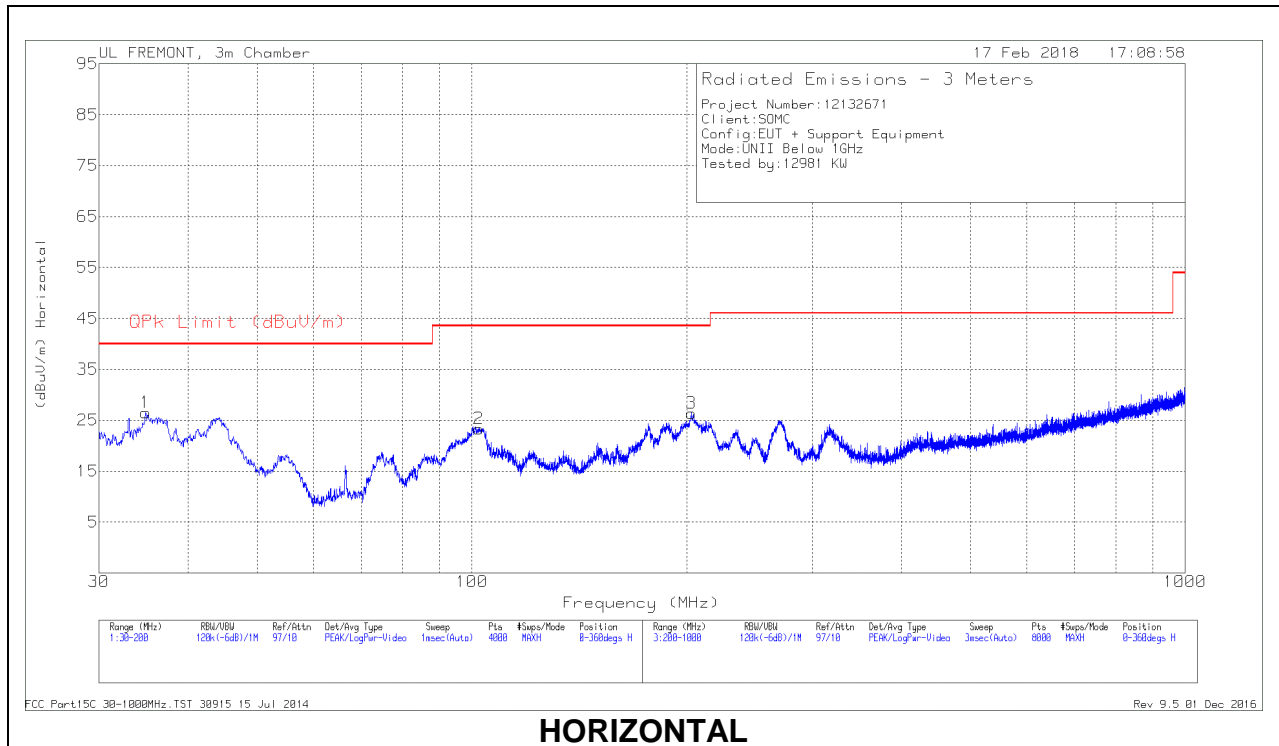
Marker	Frequency (MHz)	Meter Reading (dBuV)	Det	Loop Antenna (dB/m)	Cbl (dB)	Dist Corr 300m	Corrected Reading (dBuVolts)	Peak Limit (dBuV/m)	Margin (dB)	Avg Limit (dBuV/m)	Margin (dB)	Azimuth (Degs)
1	.05438	36.04	Pk	11.8	.1	-80	-32.06	52.88	-84.94	32.88	-64.94	0-360
5	.05848	39.84	Pk	11.8	.1	-80	-28.26	52.24	-80.5	32.24	-60.5	0-360
2	.24047	42.8	Pk	11	.1	-80	-26.1	39.99	-66.09	19.99	-46.09	0-360
6	.29606	41.59	Pk	10.9	.1	-80	-27.41	38.18	-65.59	18.18	-45.59	0-360

Pk - Peak detector

Marker	Frequency (MHz)	Meter Reading (dBuV)	Det	Loop Antenna (dB/m)	Cbl (dB)	Dist Corr 30m	Corrected Reading (dBuVolts)	QP Limit (dBuV/m)	Margin (dB)	Azimuth (Degs)
3	.81182	33.65	Pk	11	.1	-40	4.75	29.43	-24.68	0-360
7	1.09469	29.74	Pk	11.3	.2	-40	1.24	26.84	-25.6	0-360
4	5.48933	18.42	Pk	11.2	.4	-40	-9.98	29.5	-39.48	0-360
8	10.1655	21.43	Pk	11.1	.4	-40	-7.07	29.5	-36.57	0-360

Pk - Peak detector

9.3. Worst Case Below 1 GHz



Below 1GHz DATA

Trace Markers

Marker	Frequency (MHz)	Meter Reading (dBuV)	Det	AF T243 (dB/m)	Amp/Cbl (dB/m)	Corrected Reading (dBuV/m)	QPk Limit (dBuV/m)	Margin (dB)	Azimuth (Degs)	Height (cm)	Polarity
1	34.8888	36.03	Pk	21.5	-31	26.53	40	-13.47	0-360	400	H
4	36.8018	48.87	Pk	20.2	-31	38.07	40	-1.93	0-360	100	V
5	41.2229	49.93	Pk	17	-30.9	36.03	40	-3.97	0-360	100	V
2	102.1837	38.6	Pk	15	-30.3	23.3	43.52	-20.22	0-360	200	H
6	102.4813	41	Pk	15	-30.3	25.7	43.52	-17.82	0-360	100	V
3	203.0004	40.02	Pk	15.9	-29.5	26.42	43.52	-17.1	0-360	100	H

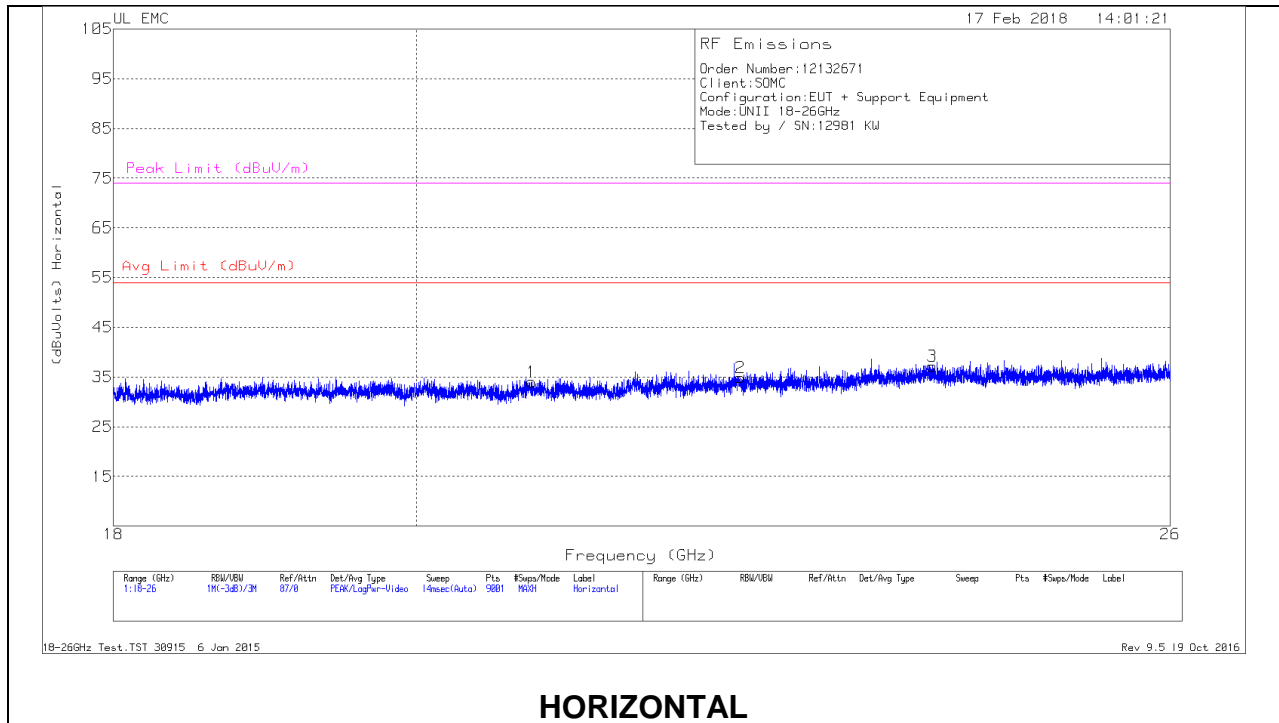
Pk - Peak detector

Radiated Emissions

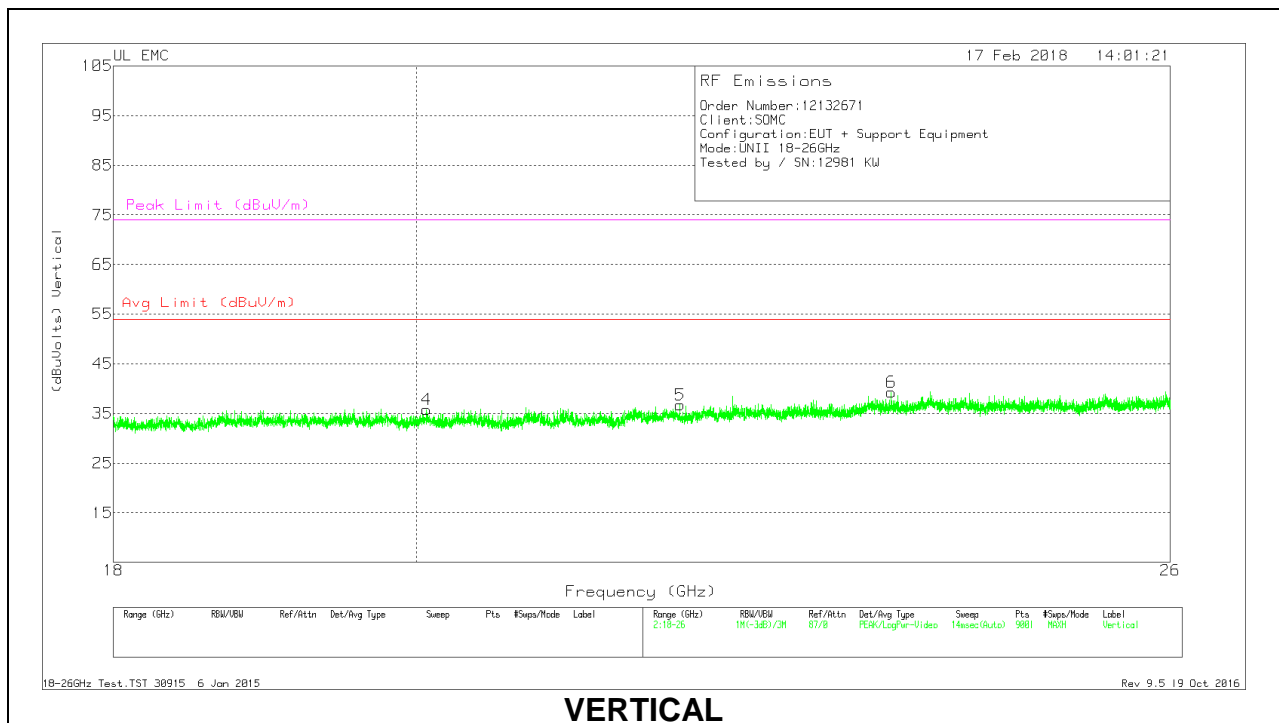
Frequency (MHz)	Meter Reading (dBuV)	Det	AF T243 (dB/m)	Amp/Cbl (dB/m)	Corrected Reading (dBuV/m)	QPk Limit (dBuV/m)	Margin (dB)	Azimuth (Degs)	Height (cm)	Polarity
36.6952	45.04	Qp	20.3	-31	34.34	40	-5.66	18	101	V
41.221	44.67	Qp	17	-30.9	30.77	40	-9.23	272	109	V

Qp - Quasi-Peak detector

9.4. Worst Case 18-26 GHz



HORIZONTAL



VERTICAL

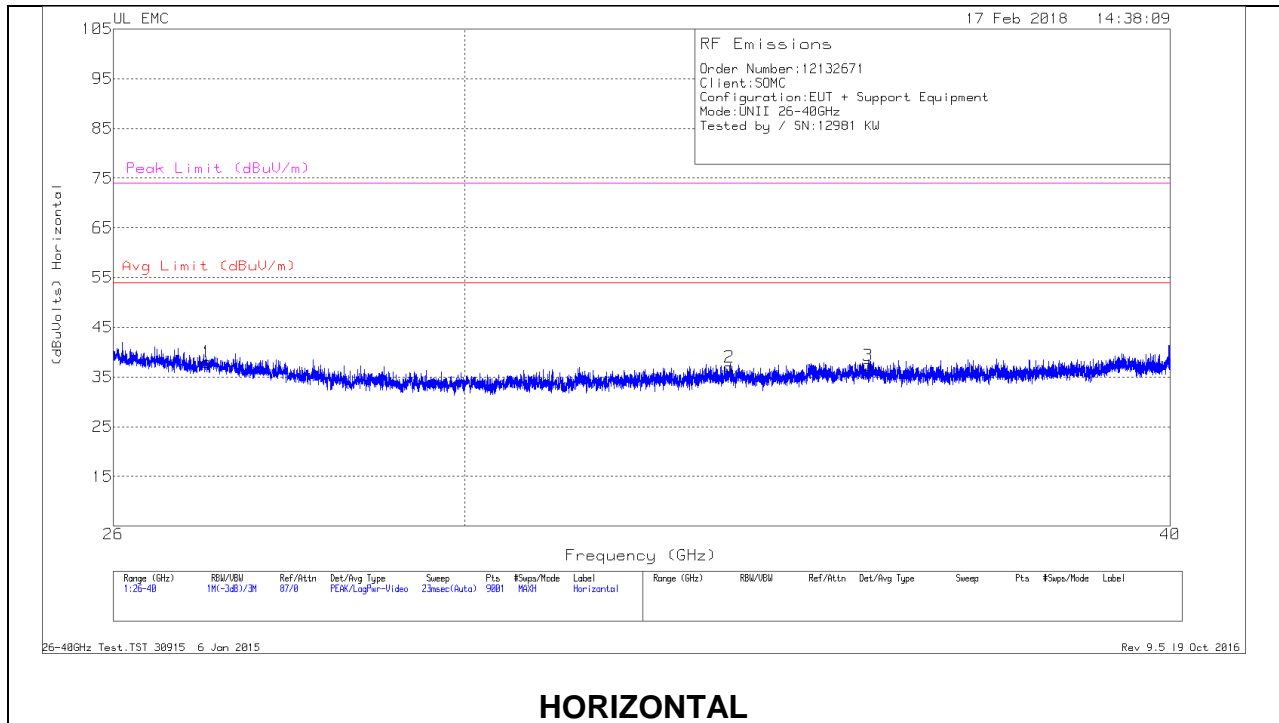
18 – 26GHz DATA

Trace Markers

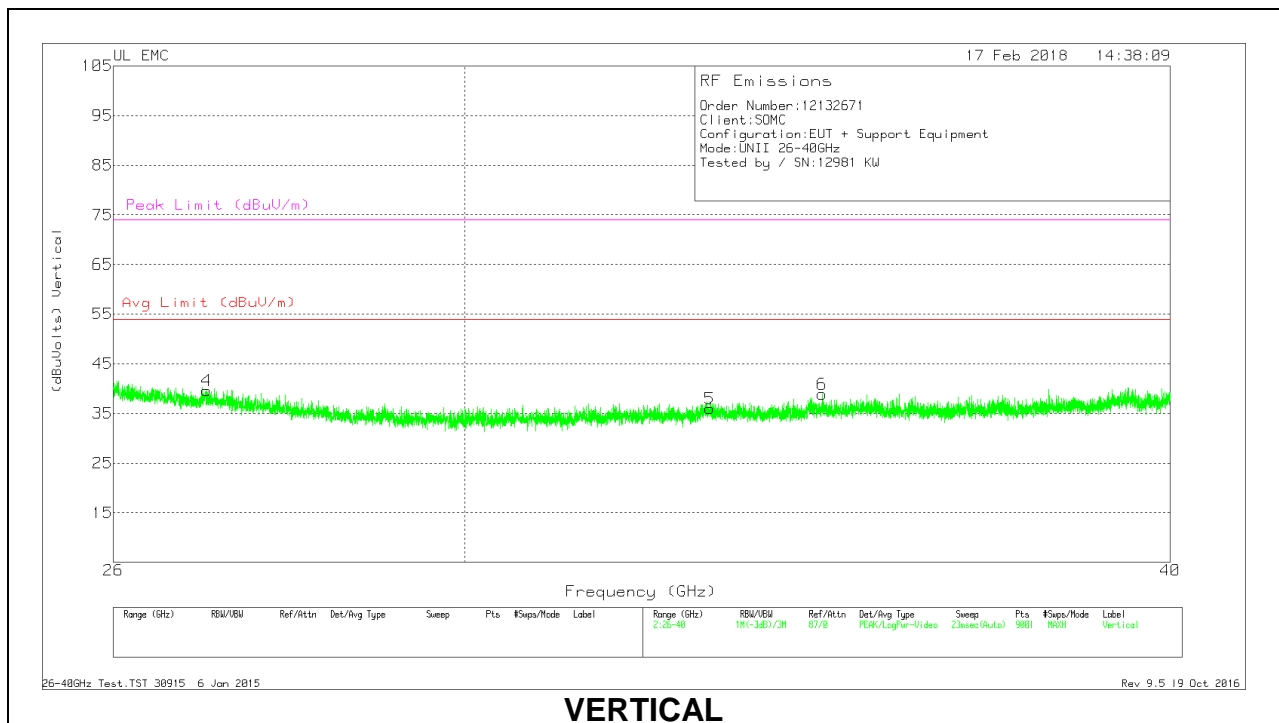
Marker	Frequency (GHz)	Meter Reading (dBuV)	Det	T449 AF (dB/m)	Amp/Cbl (dB)	Dist Corr (dB)	Corrected Reading (dBuVolts)	Avg Limit (dBuV/m)	Margin (dB)	Peak Limit (dBuV/m)	PK Margin (dB)
1	20.819	35.74	Pk	33.1	-25.3	-9.5	34.04	54	-19.96	74	-39.96
2	22.388	35.64	Pk	33.5	-24.8	-9.5	34.84	54	-19.16	74	-39.16
3	23.934	36.88	Pk	33.9	-24.1	-9.5	37.18	54	-16.82	74	-36.82
4	20.071	37.48	Pk	32.8	-25	-9.5	35.78	54	-18.22	74	-38.22
5	21.922	38.22	Pk	33.3	-25.3	-9.5	36.72	54	-17.28	74	-37.28
6	23.594	38.96	Pk	33.9	-24.1	-9.5	39.26	54	-14.74	74	-34.74

Pk - Peak detector

9.5. Worst Case 26-40 GHz



HORIZONTAL



VERTICAL

26 – 40GHz DATA

Trace Markers

Marker	Frequency (GHz)	Meter Reading (dBuV)	Det	T90 AF (dB/m)	Amp/Cbl (dB)	Dist Corr (dB)	Corrected Reading (dBuVolts)	Avg Limit (dBuV/m)	Margin (dB)	Peak Limit (dBuV/m)	PK Margin (dB)
1	27.008	43.21	Pk	35.5	-31.2	-9.5	38.01	54	-15.99	74	-35.99
2	33.423	42.46	Pk	37	-32.9	-9.5	37.06	54	-16.94	74	-36.94
3	35.36	42.47	Pk	37.8	-33.4	-9.5	37.37	54	-16.63	74	-36.63
4	27.008	44.84	Pk	35.5	-31.2	-9.5	39.64	54	-14.36	74	-34.36
5	33.154	41.28	Pk	36.8	-32.6	-9.5	35.98	54	-18.02	74	-38.02
6	34.706	44.19	Pk	37.2	-33	-9.5	38.89	54	-15.11	74	-35.11

Pk - Peak detector

10. AC POWER LINE CONDUCTED EMISSIONS

LIMITS

FCC §15.207 (a)

Frequency of Emission (MHz)	Conducted Limit (dBuV)	
	Quasi-peak	Average
0.15-0.5	66 to 56*	56 to 46*
0.5-5	56	46
5-30	60	50

*Decreases with the logarithm of the frequency.

TEST PROCEDURE

The EUT is placed on a non-conducting table 40 cm from the vertical ground plane and 80 cm above the horizontal ground plane. The EUT is configured in accordance with ANSI C63.10.

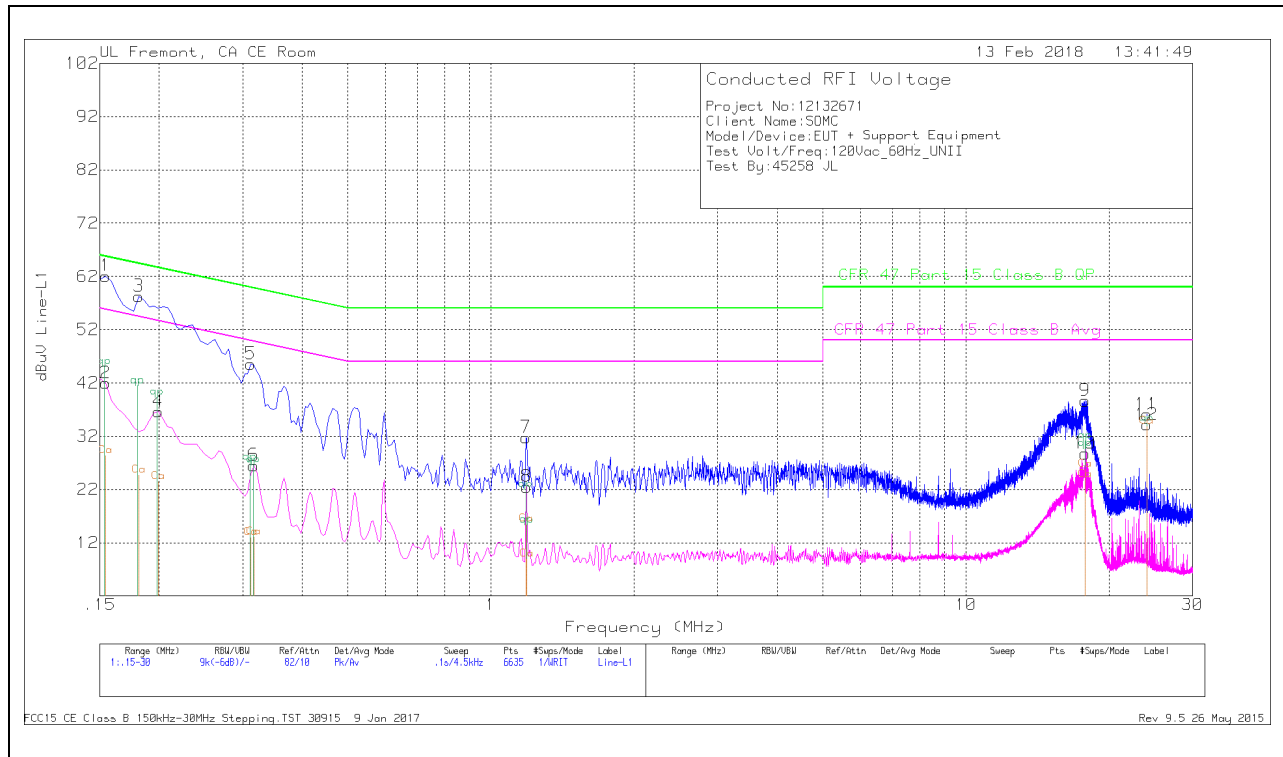
The receiver is set to a resolution bandwidth of 9 kHz. Peak detection is used unless otherwise noted as quasi-peak or average.

Line conducted data is recorded for both NEUTRAL and HOT lines.

RESULTS

10.1.1. AC Power Line Norm

LINE 1 RESULTS



Range 1: Line-L1 .15 - 30MHz

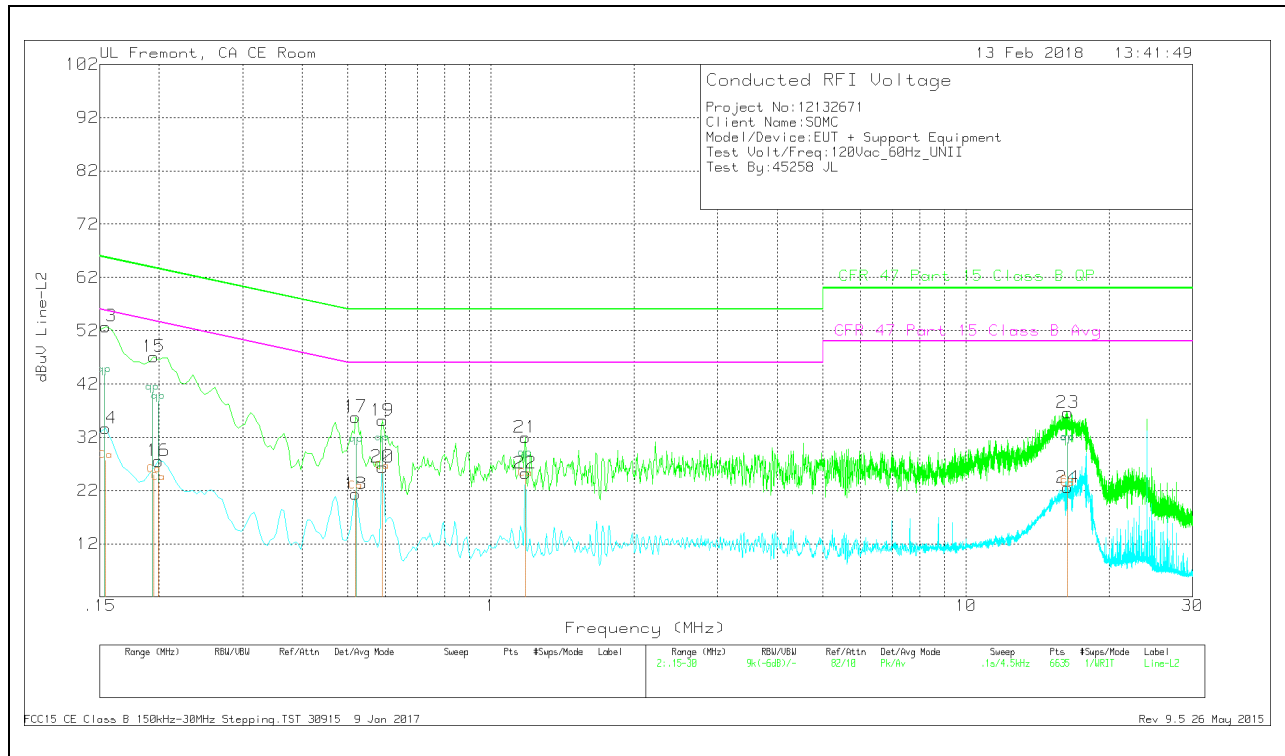
Marker	Frequency (MHz)	Meter Reading (dBuV)	Det	LISN L1	LC Cables C1&C3	Limiter (dB)	Corrected Reading dBuV	CFR 47 Part 15 Class B QP	Margin (dB)	CFR 47 Part 15 Class B Avg	Margin (dB)
1	.1545	51.88	Pk	.1	0	10.1	62.08	65.75	-3.67	-	-
2	.1545	31.8	Av	.1	0	10.1	42	-	-	55.75	-13.75
3	.1815	48.16	Pk	0	0	10.1	58.26	64.42	-6.16	-	-
4	.1995	26.48	Av	0	0	10.1	36.58	-	-	53.63	-17.05
5	.312	35.46	Pk	0	0	10.1	45.56	59.92	-14.36	-	-
6	.3165	16.41	Av	0	0	10.1	26.51	-	-	49.8	-23.29
7	1.185	21.56	Pk	0	.1	10.1	31.76	56	-24.24	-	-
8	1.1895	12.32	Av	0	.1	10.1	22.52	-	-	46	-23.48
9	17.826	28.05	Pk	0	.3	10.3	38.65	60	-21.35	-	-
10	17.8305	18.15	Av	0	.3	10.3	28.75	-	-	50	-21.25
11	24.018	25.18	Pk	.1	.3	10.5	36.08	60	-23.92	-	-
12	24.018	23.24	Av	.1	.3	10.5	34.14	-	-	50	-15.86

Pk - Peak detector

Av - Average detection

Frequency (MHz)	Meter Reading (dBuV)	Det	LISN L1	LC Cables C1&C3	Limiter (dB)	Corrected Reading dBuV	CFR 47 Part 15 Class B QP	Margin (dB)	CFR 47 Part 15 Class B Avg	Margin (dB)
.15338	34.84	Qp	.1	0	10.1	45.04	65.81	-20.77	-	-
.15338	18.08	Ca	.1	0	10.1	28.28	-	-	55.81	-27.53

LINE 2 RESULTS



Range 2: Line-L2 .15 - 30MHz											
Marker	Frequency (MHz)	Meter Reading (dBuV)	Det	LISN L2	LC Cables C2&C3	Limiter (dB)	Corrected Reading dBuV	CFR 47 Part 15 Class B QP	Margin (dB)	CFR 47 Part 15 Class B Avg	Margin (dB)
13	.1545	42.7	Pk	0	0	10.1	52.8	65.75	-12.95	-	-
14	.1545	23.55	Av	0	0	10.1	33.65	-	-	55.75	-22.1
15	.195	37.01	Pk	0	0	10.1	47.11	63.82	-16.71	-	-
16	.1995	17.42	Av	0	0	10.1	27.52	-	-	53.63	-26.11
17	.519	25.7	Pk	0	0	10.1	35.8	56	-20.2	-	-
18	.519	11.23	Av	0	0	10.1	21.33	-	-	46	-24.67
19	.591	25.05	Pk	0	0	10.1	35.15	56	-20.85	-	-
20	.591	16.29	Av	0	0	10.1	26.39	-	-	46	-19.61
21	1.1805	21.78	Pk	0	.1	10.1	31.98	56	-24.02	-	-
22	1.1805	15.06	Av	0	.1	10.1	25.26	-	-	46	-20.74
23	16.386	26.02	Pk	0	.3	10.3	36.62	60	-23.38	-	-
24	16.3815	11.93	Av	0	.3	10.3	22.53	-	-	50	-27.47

Pk - Peak detector

Av - Average detection