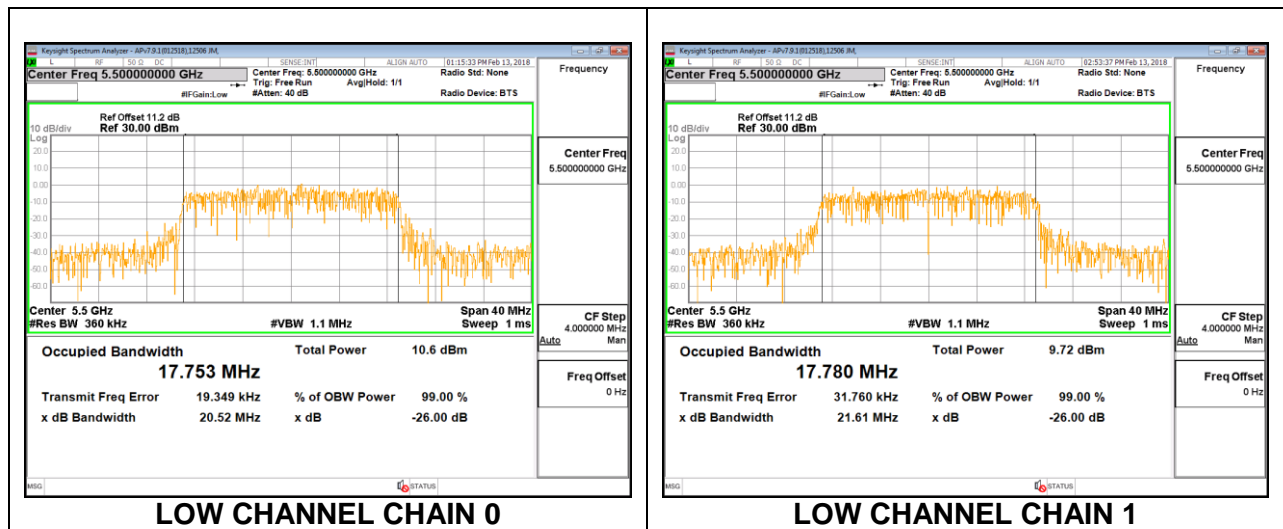


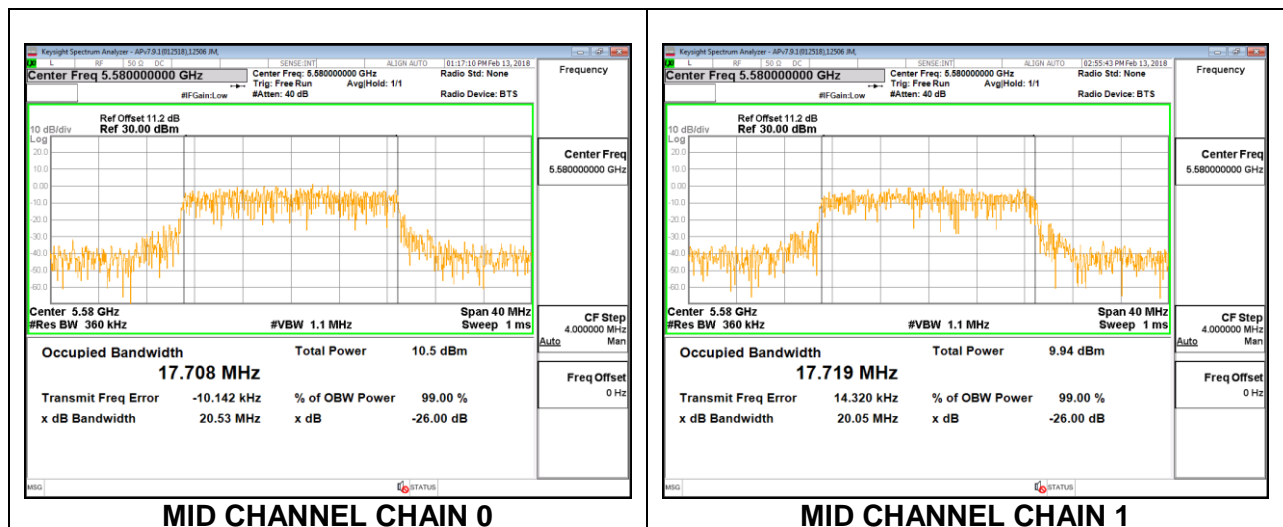
### 8.3.10. 802.11n HT20 2TX CDD MODE IN THE 5.6 GHz BAND

Channel	Frequency (MHz)	99% Bandwidth Chain 0 (MHz)	99% Bandwidth Chain 1 (MHz)
Low	5500	17.753	17.780
Mid	5640	17.678	17.806
High	5700	17.654	17.665
144	5720	17.744	17.665

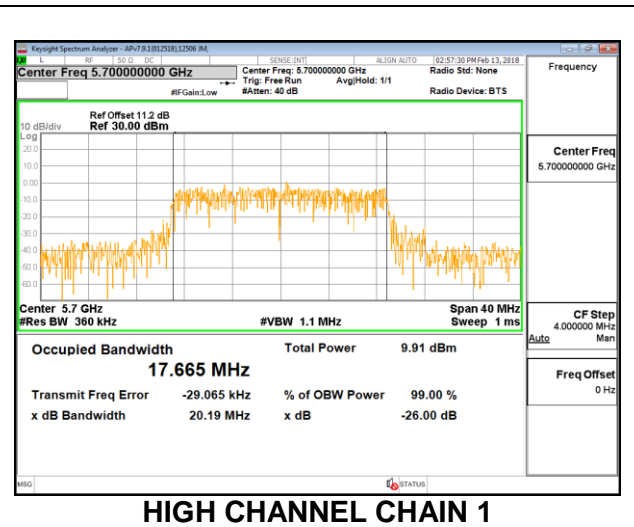
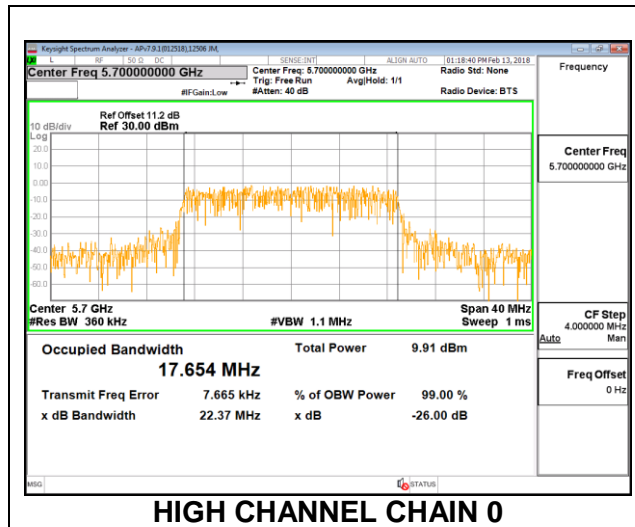
#### LOW CHANNEL



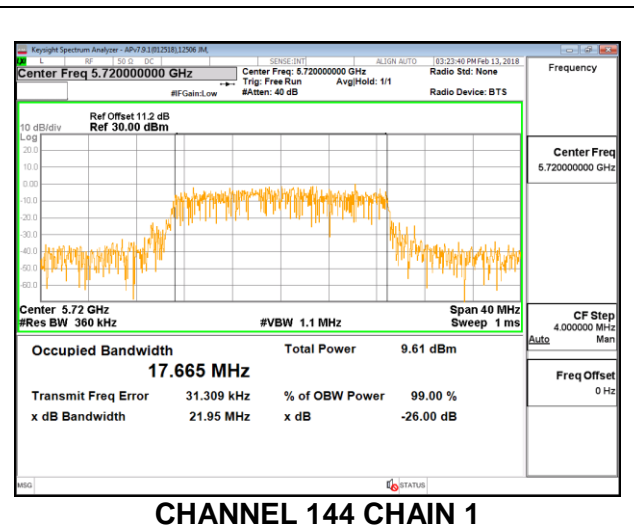
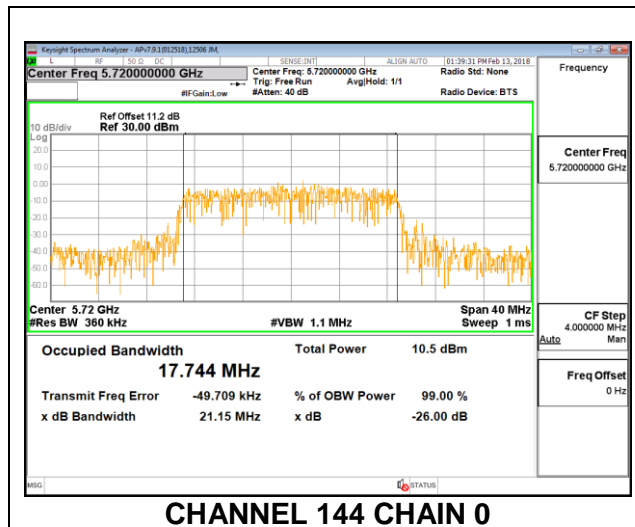
#### MID CHANNEL



### HIGH CHANNEL



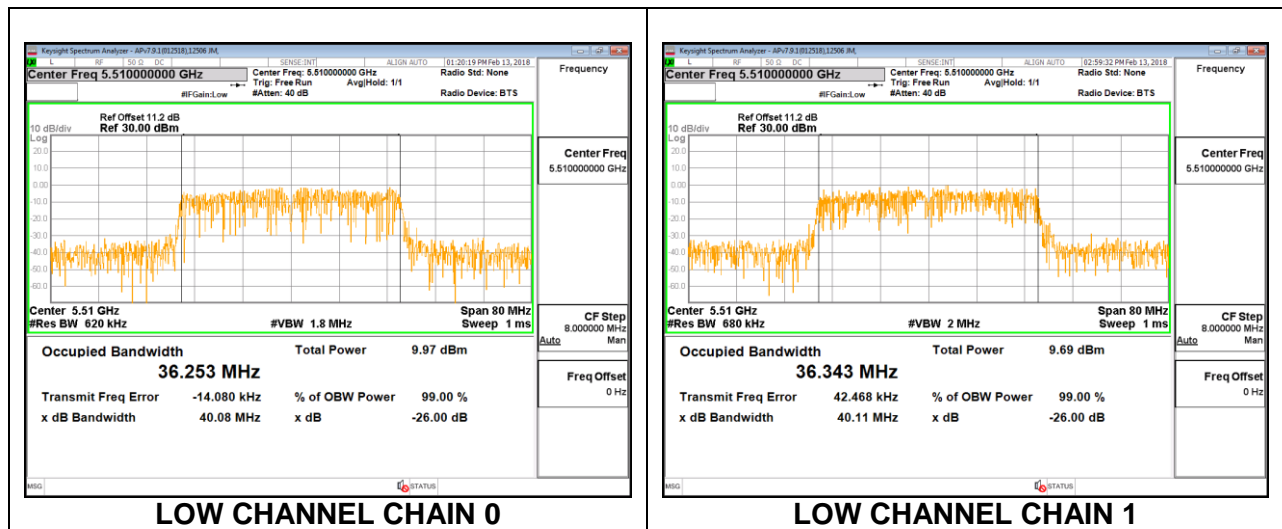
### CHANNEL 144



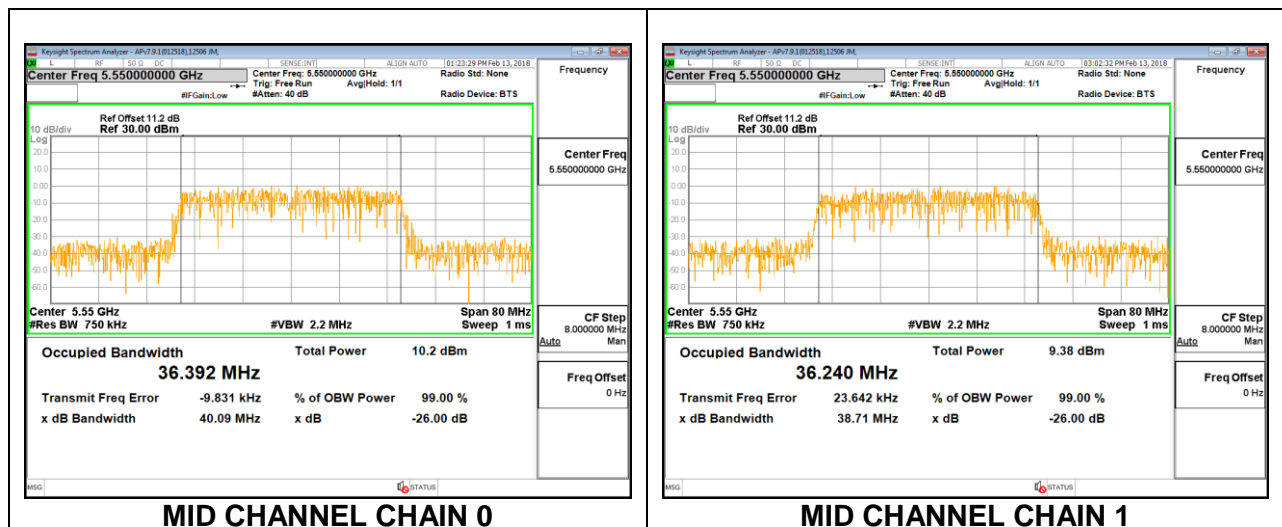
### 8.3.11. 802.11n HT40 2TX CDD MODE IN THE 5.6 GHz BAND

Channel	Frequency (MHz)	99% Bandwidth Chain 0 (MHz)	99% Bandwidth Chain 1 (MHz)
Low	5510	36.253	36.343
Mid	5630	36.328	36.350
High	5670	36.517	36.316
142	5710	36.407	36.608

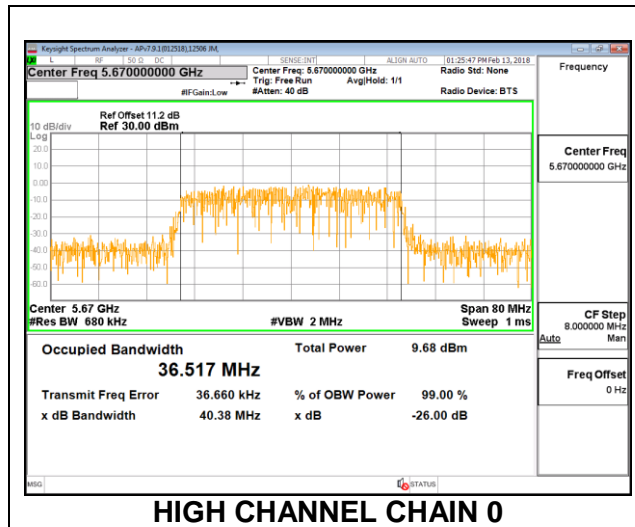
#### LOW CHANNEL



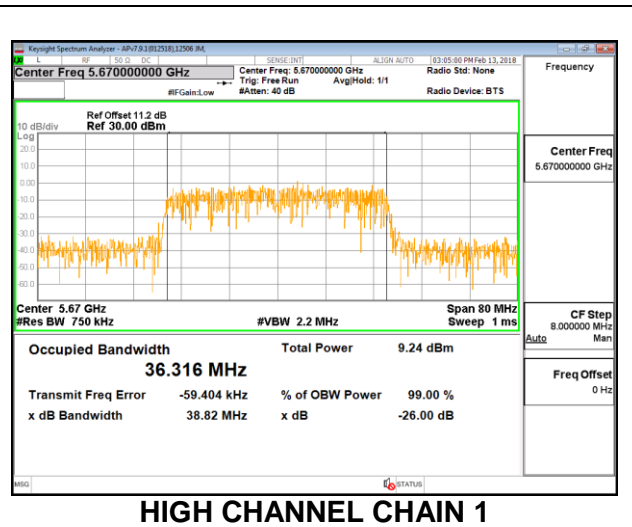
#### MID CHANNEL



### HIGH CHANNEL

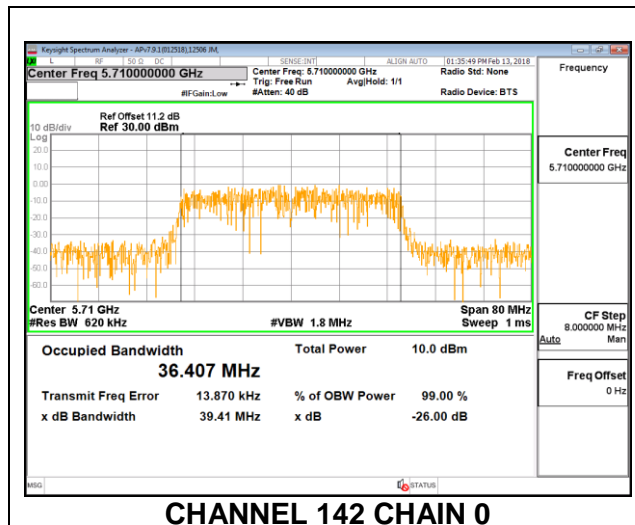


**HIGH CHANNEL CHAIN 0**

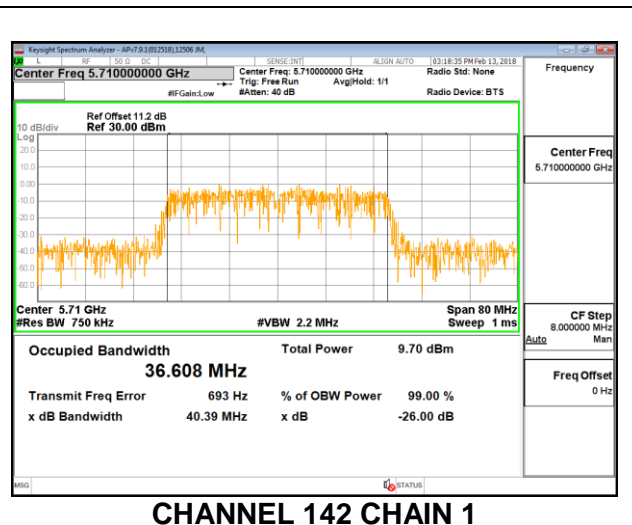


**HIGH CHANNEL CHAIN 1**

### CHANNEL 142



**CHANNEL 142 CHAIN 0**

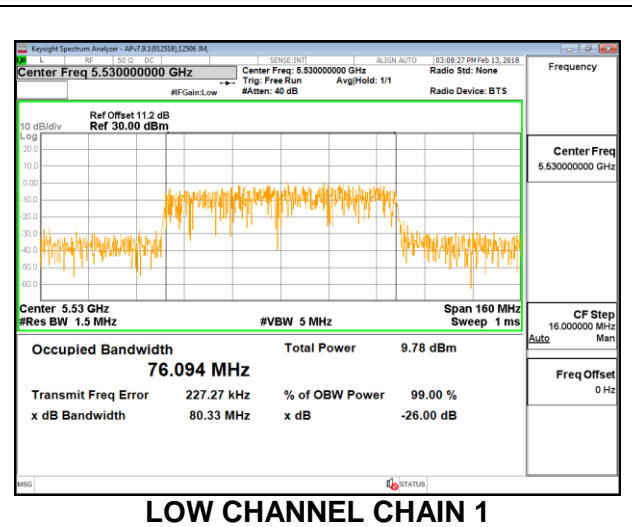
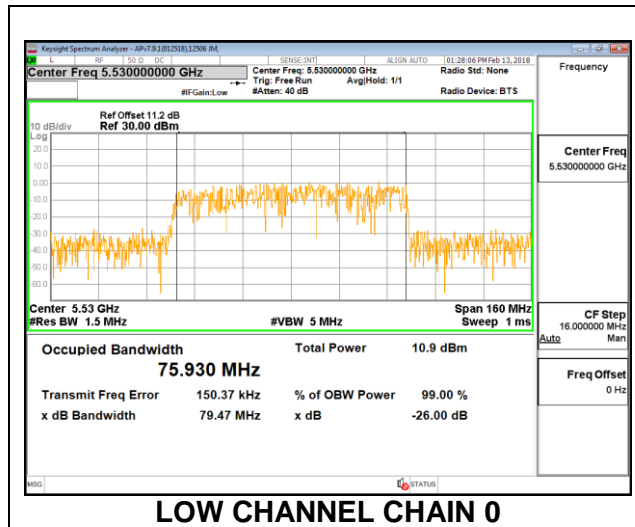


**CHANNEL 142 CHAIN 1**

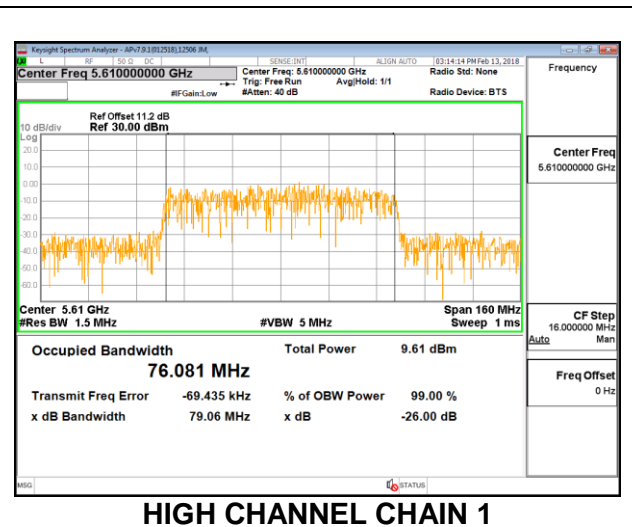
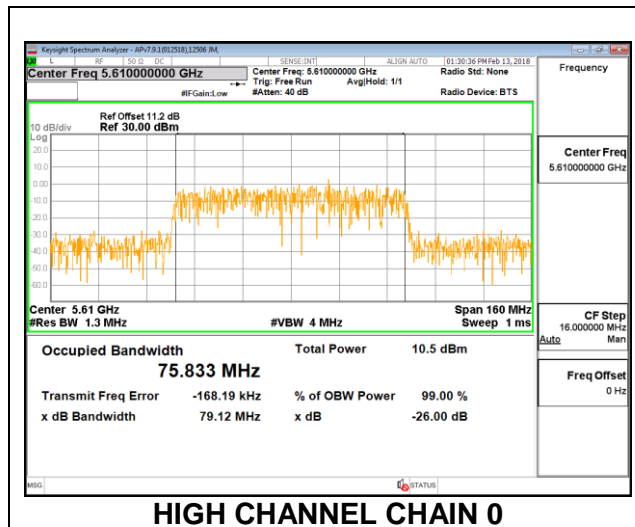
### 8.3.12. 802.11ac VHT80 2TX CDD MODE IN THE 5.6 GHz BAND

Channel	Frequency (MHz)	99% Bandwidth Chain 0 (MHz)	99% Bandwidth Chain 1 (MHz)
Low	5530	75.930	76.094
High	5610	75.833	76.081
138	5690	76.301	76.162

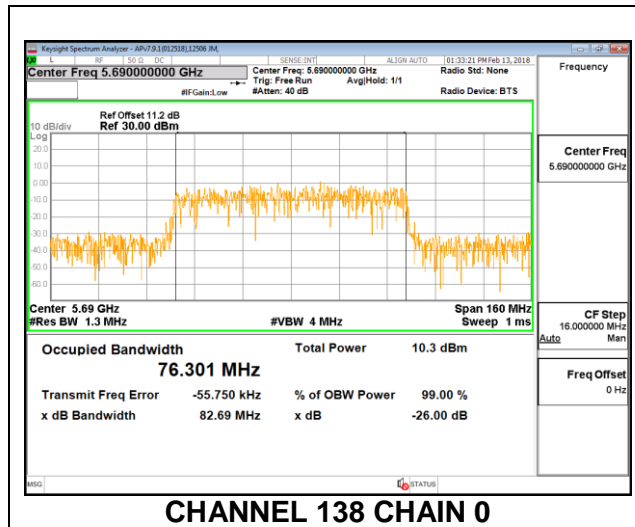
#### LOW CHANNEL



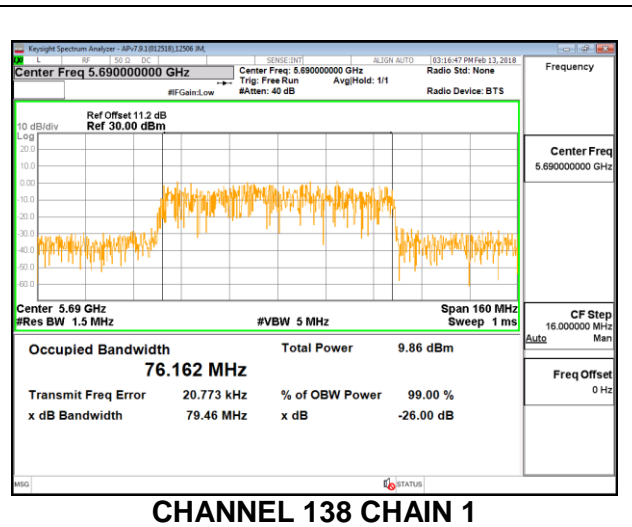
#### HIGH CHANNEL



### CHANNEL 138



**CHANNEL 138 CHAIN 0**

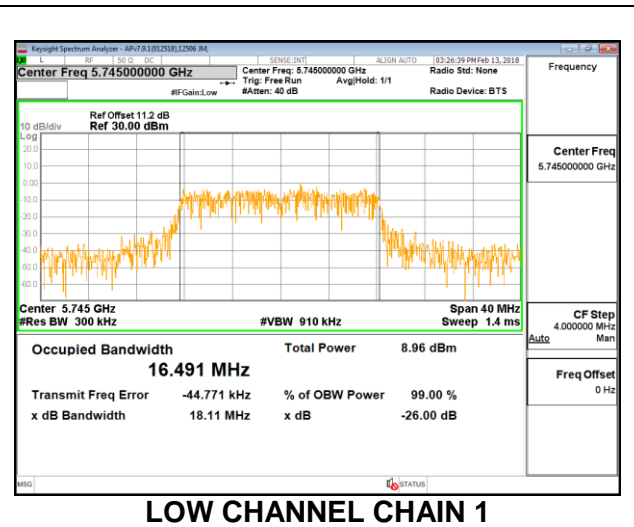
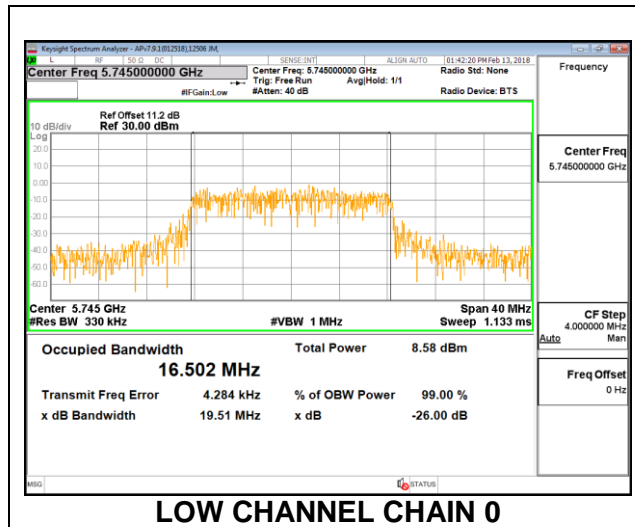


**CHANNEL 138 CHAIN 1**

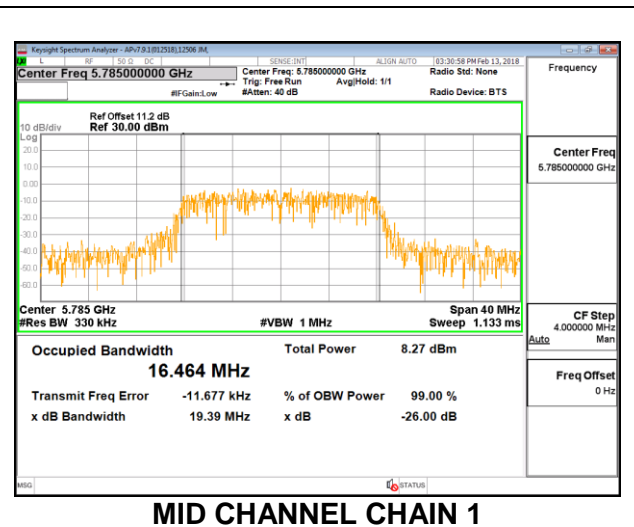
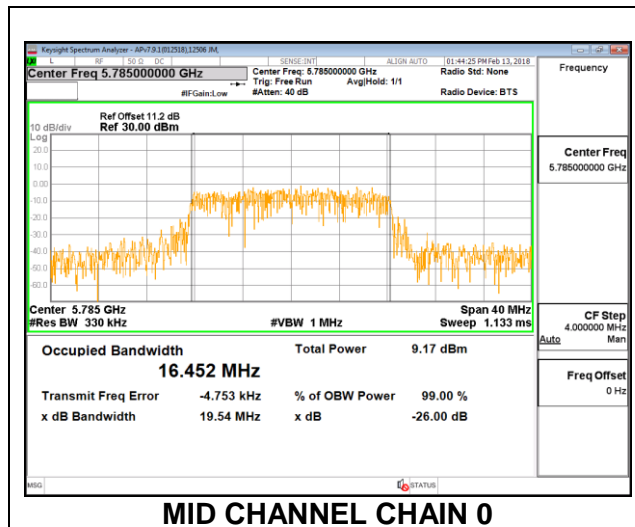
### 8.3.13. 802.11a 2TX CDD MODE IN THE 5.8 GHz BAND

Channel	Frequency (MHz)	99% Bandwidth Chain 0 (MHz)	99% Bandwidth Chain 1 (MHz)
Low	5745	16.502	16.491
Mid	5785	16.452	16.464
High	5825	16.405	16.528

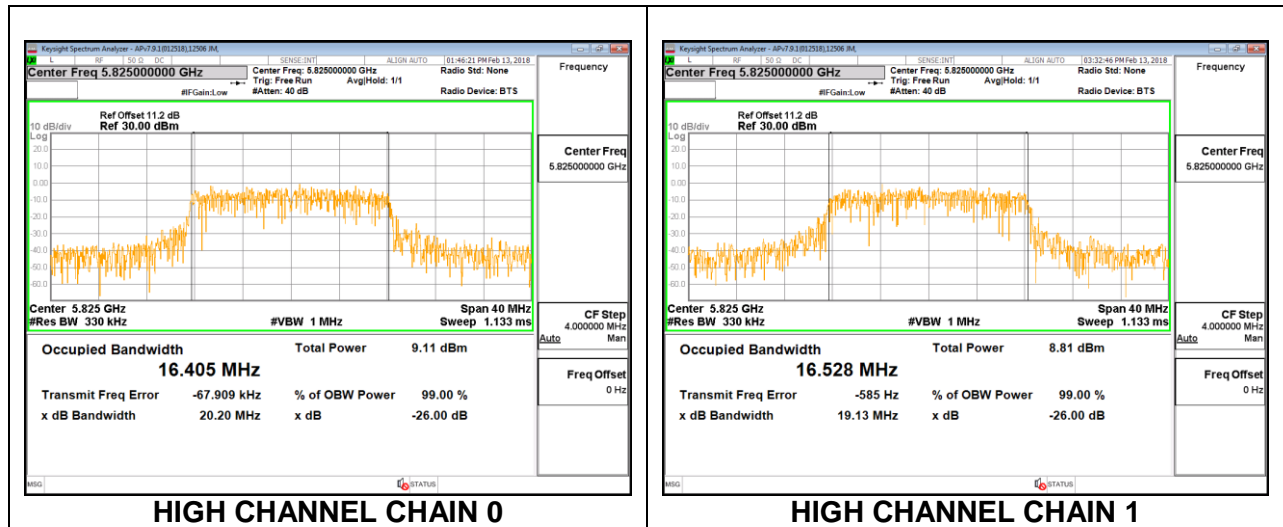
#### LOW CHANNEL



#### MID CHANNEL



### HIGH CHANNEL

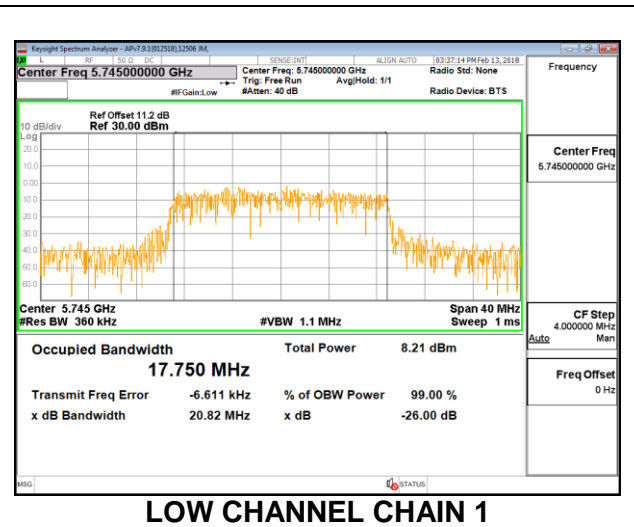
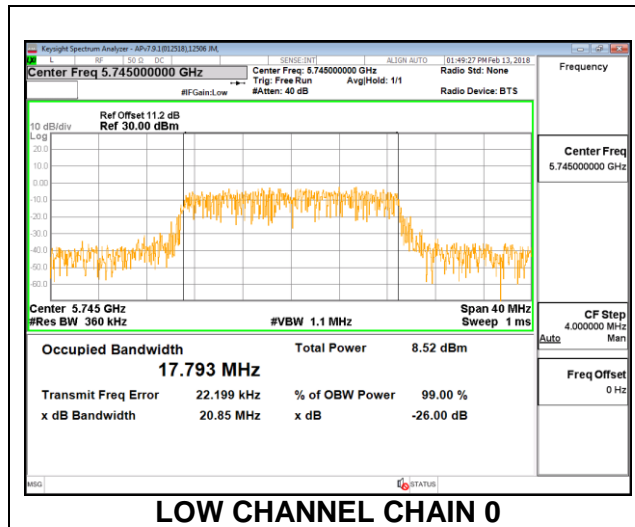




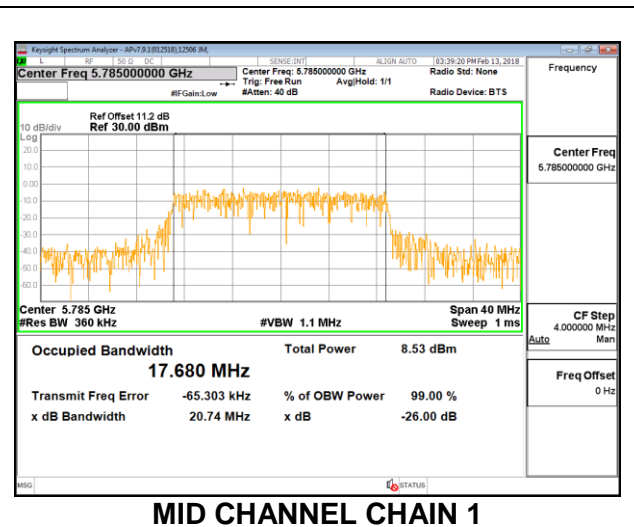
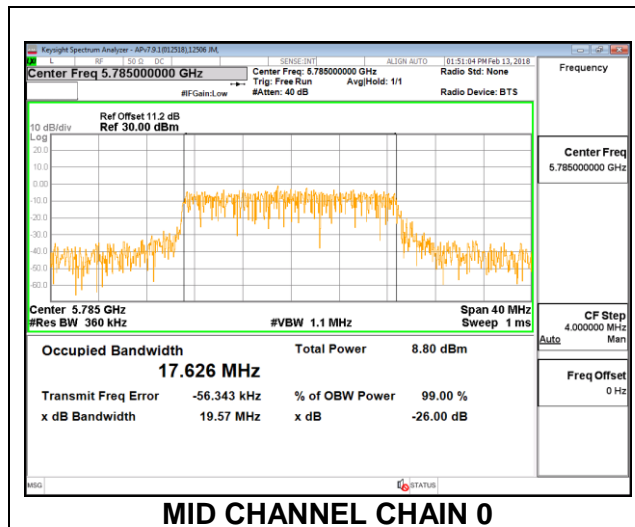
### 8.3.14. 802.11n HT20 2TX CDD MODE IN THE 5.8 GHz BAND

Channel	Frequency (MHz)	99% Bandwidth Chain 0 (MHz)	99% Bandwidth Chain 1 (MHz)
Low	5745	17.793	17.750
Mid	5785	17.626	17.680
High	5825	17.763	17.691

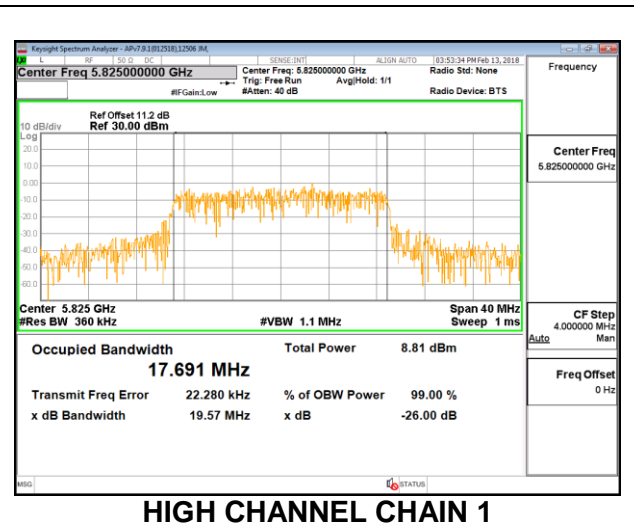
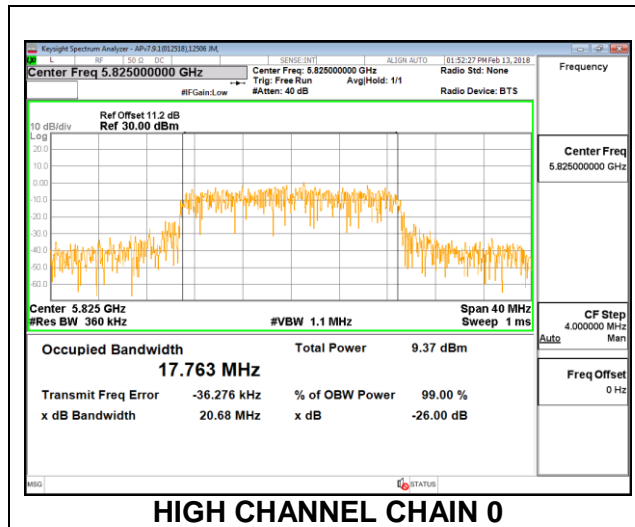
#### LOW CHANNEL



#### MID CHANNEL



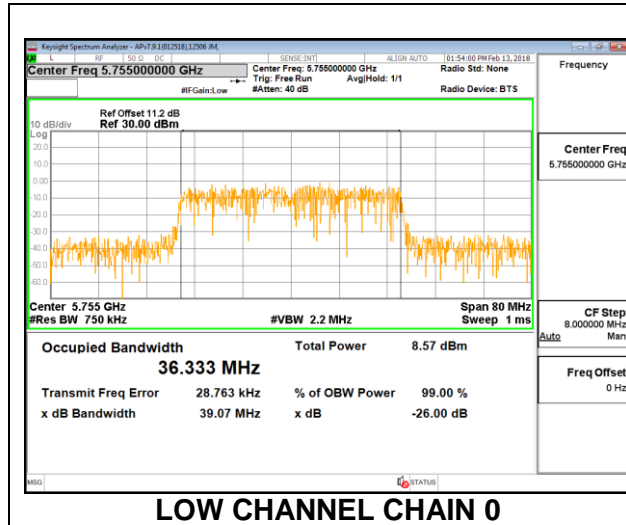
### HIGH CHANNEL



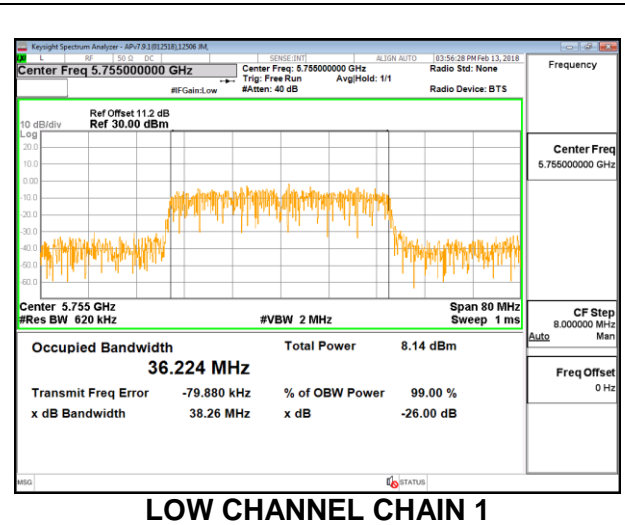
### 8.3.15. 802.11n HT40 2TX CDD MODE IN THE 5.8 GHz BAND

Channel	Frequency (MHz)	99% Bandwidth Chain 0 (MHz)	99% Bandwidth Chain 1 (MHz)
Low	5755	36.333	36.224
High	5795	36.227	36.449

#### LOW CHANNEL

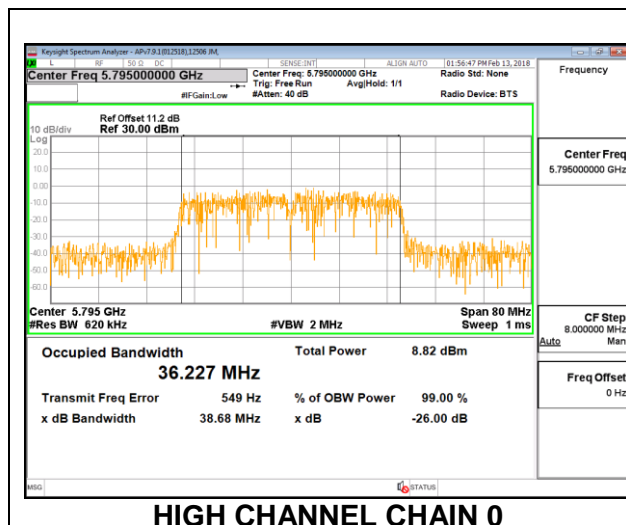


LOW CHANNEL CHAIN 0

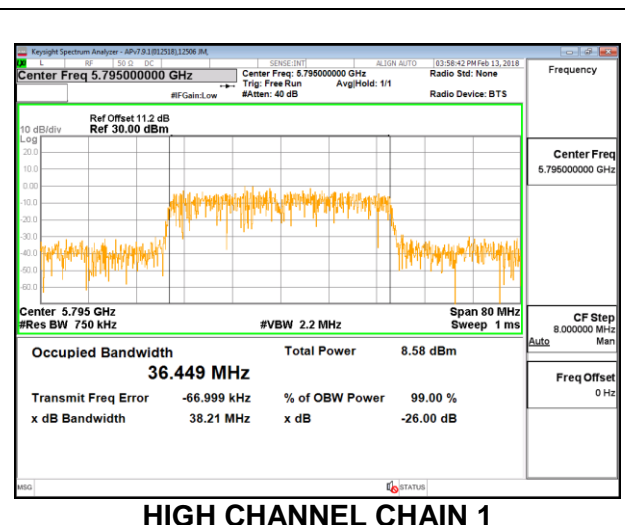


LOW CHANNEL CHAIN 1

#### HIGH CHANNEL



HIGH CHANNEL CHAIN 0

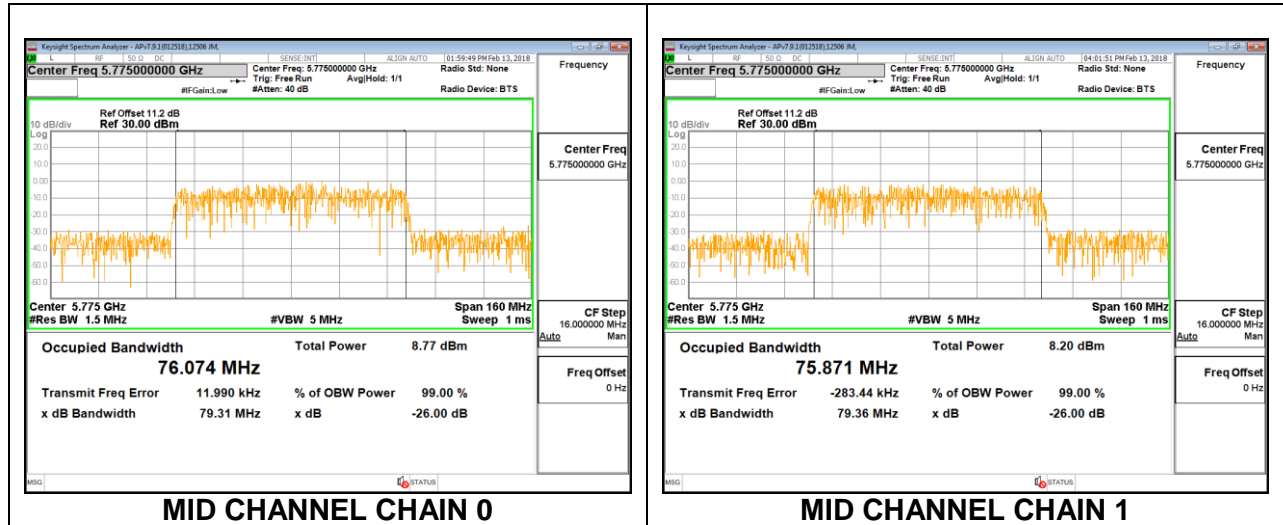


HIGH CHANNEL CHAIN 1

**8.3.16. 802.11ac VHT80 2TX CDD MODE IN THE 5.8 GHZ BAND**

Channel	Frequency (MHz)	99% Bandwidth Chain 0 (MHz)	99% Bandwidth Chain 1 (MHz)
Mid	5775	76.074	75.871

**MID CHANNEL**



## **8.4. 6 dB BANDWIDTH**

### **LIMITS**

FCC §15.407 (e)

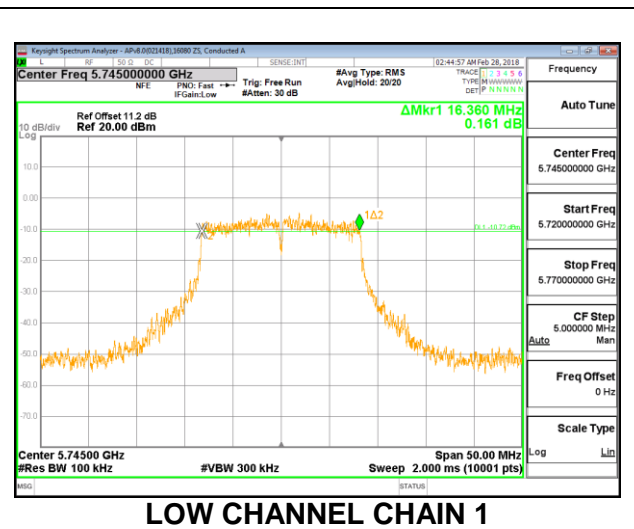
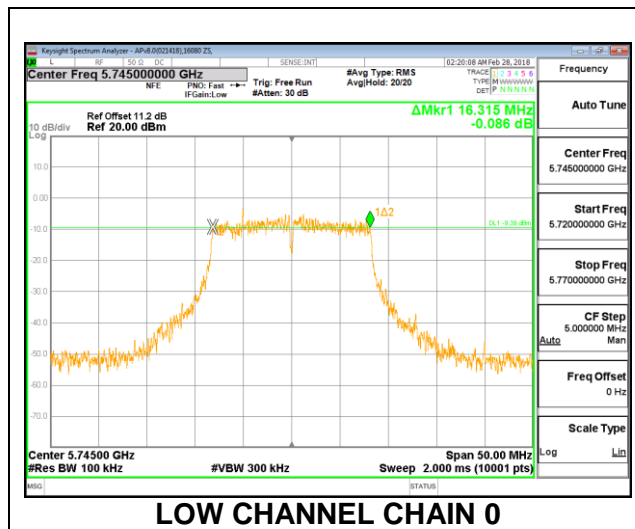
The minimum 6 dB bandwidth shall be at least 500 kHz.

### **RESULTS**

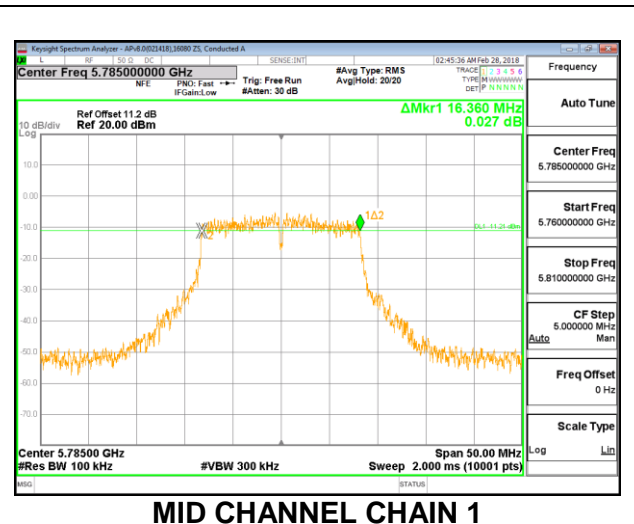
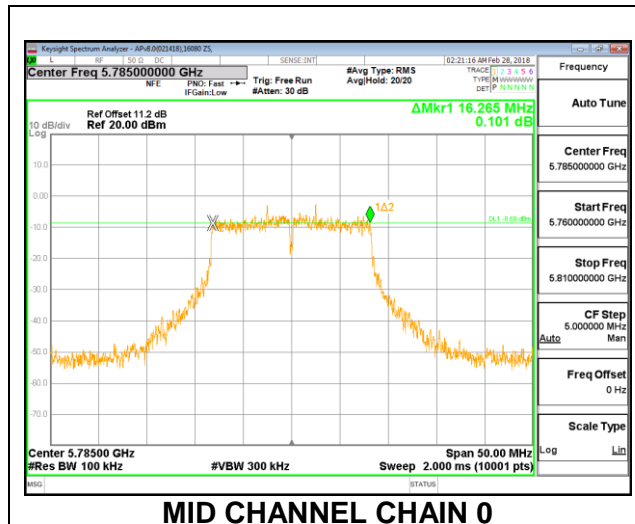
### 8.4.1. 802.11a 2TX CDD MODE IN THE 5.8 GHz BAND

Channel	Frequency (MHz)	6 dB BW Chain 0 (MHz)	6 dB BW Chain 1 (MHz)	Minimum Limit (MHz)
Low	5745	16.315	16.360	0.5
Mid	5785	16.265	16.360	0.5
High	5825	16.350	16.345	0.5
144	5720	3.245	3.240	0.5

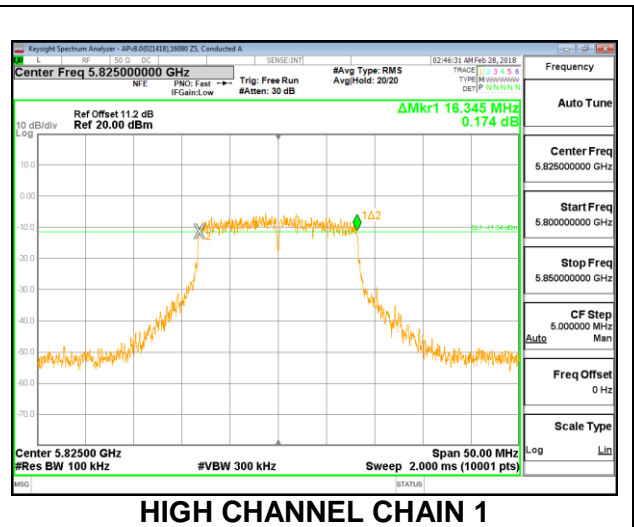
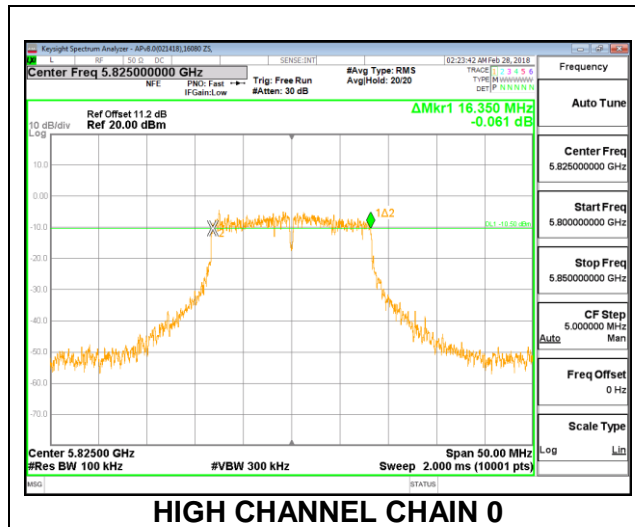
#### LOW CHANNEL



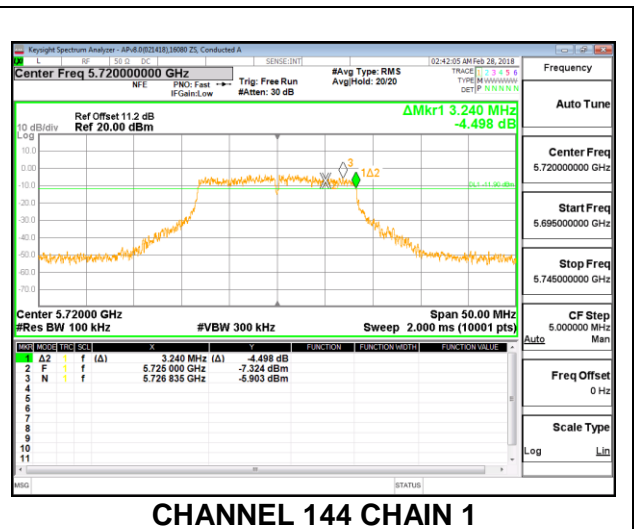
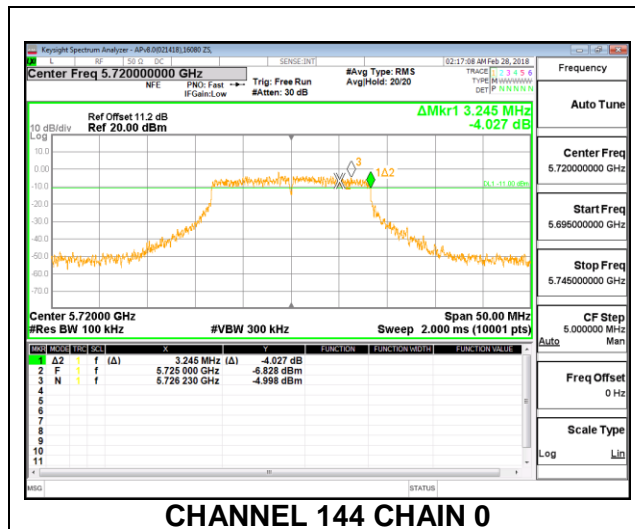
#### MID CHANNEL



### HIGH CHANNEL



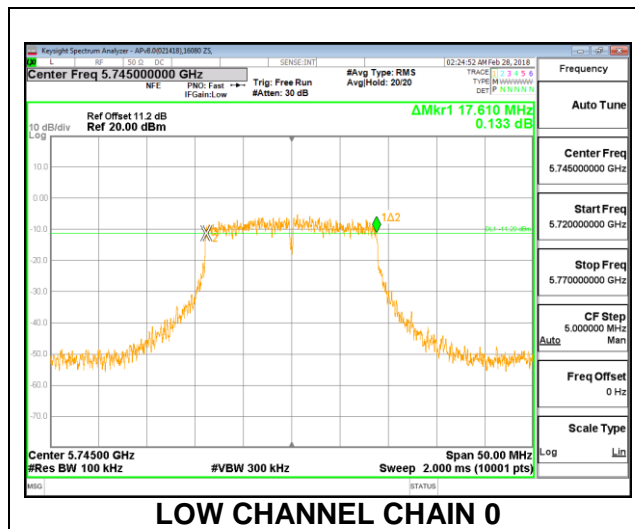
### CHANNEL 144



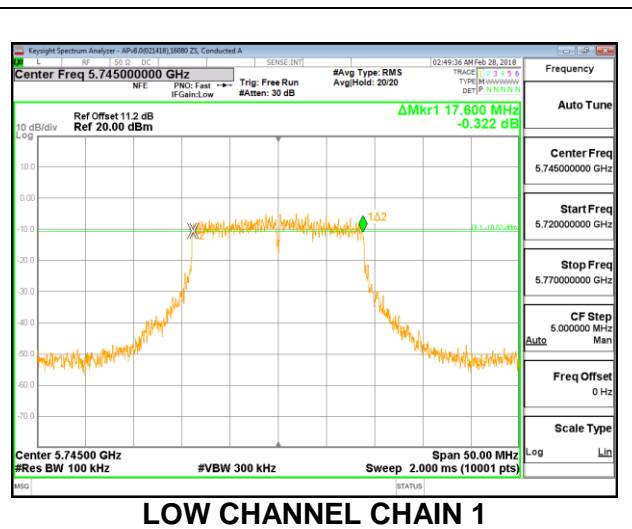
### 8.4.2. 802.11n HT20 2TX CDD MODE IN THE 5.8 GHz BAND

Channel	Frequency (MHz)	6 dB BW Chain 0 (MHz)	6 dB BW Chain 1 (MHz)	Minimum Limit (MHz)
Low	5745	17.610	17.600	0.5
Mid	5785	17.595	17.620	0.5
High	5825	17.650	17.390	0.5
144	5720	3.855	3.885	0.5

#### LOW CHANNEL

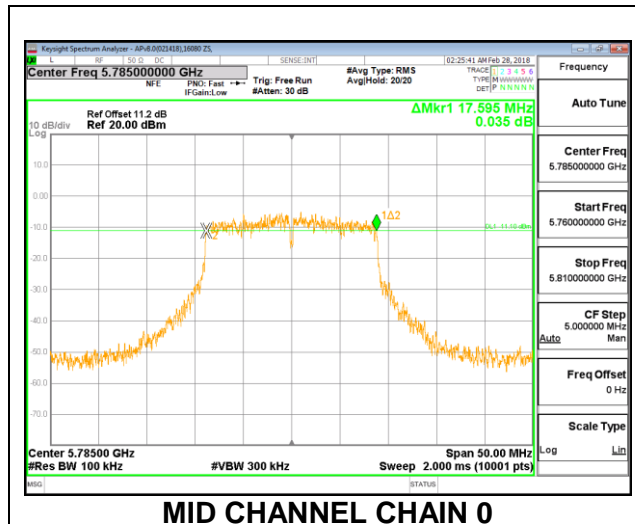


LOW CHANNEL CHAIN 0

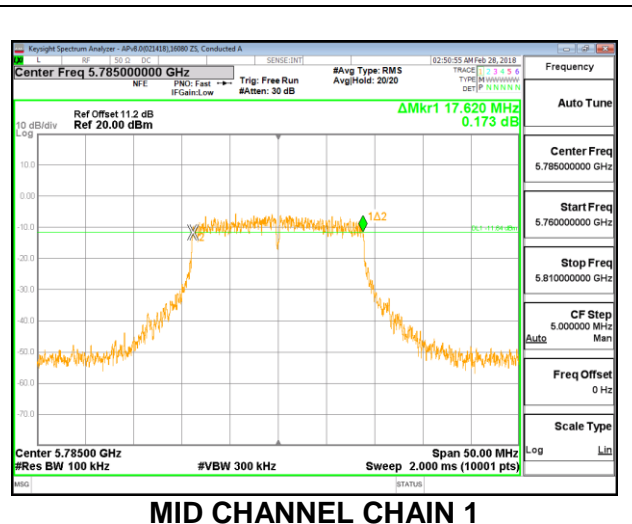


LOW CHANNEL CHAIN 1

#### MID CHANNEL



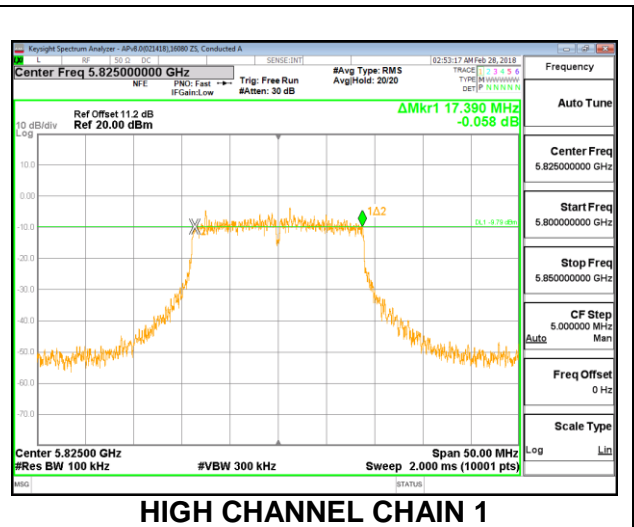
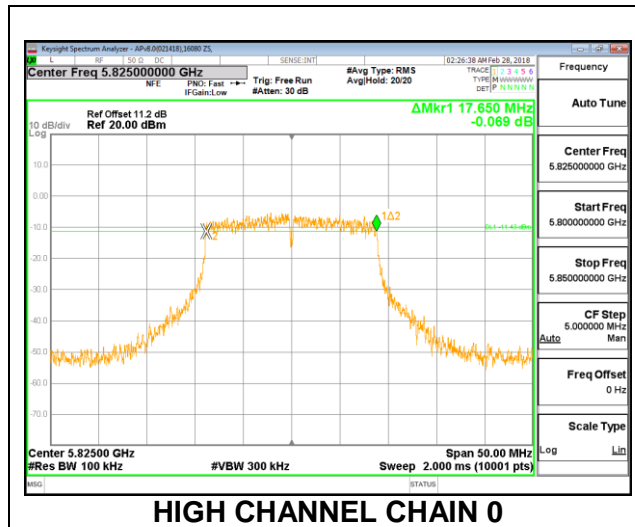
MID CHANNEL CHAIN 0



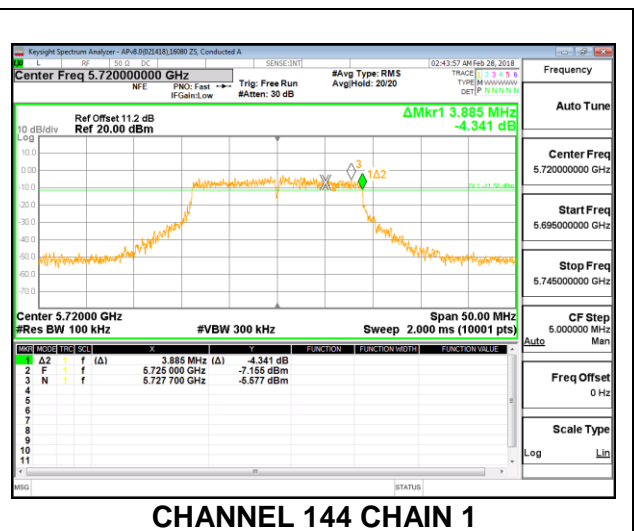
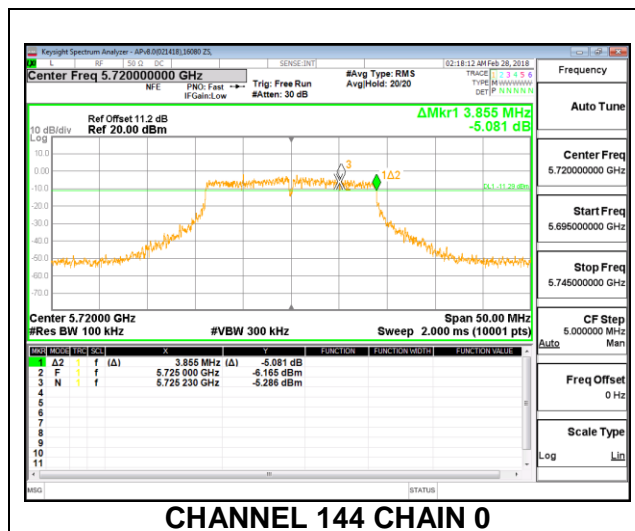
MID CHANNEL CHAIN 1



### HIGH CHANNEL



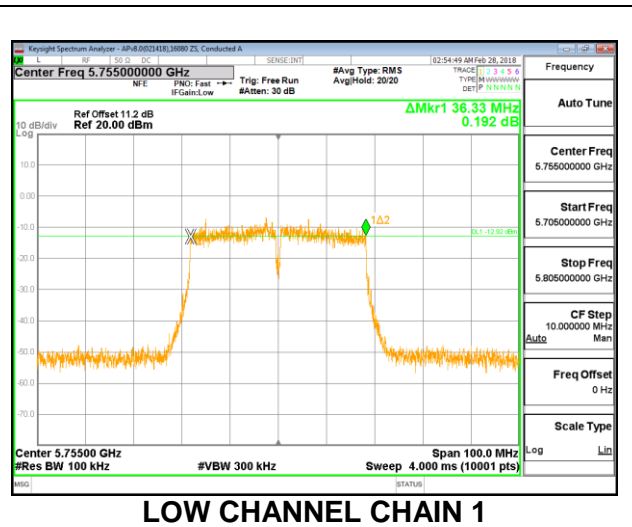
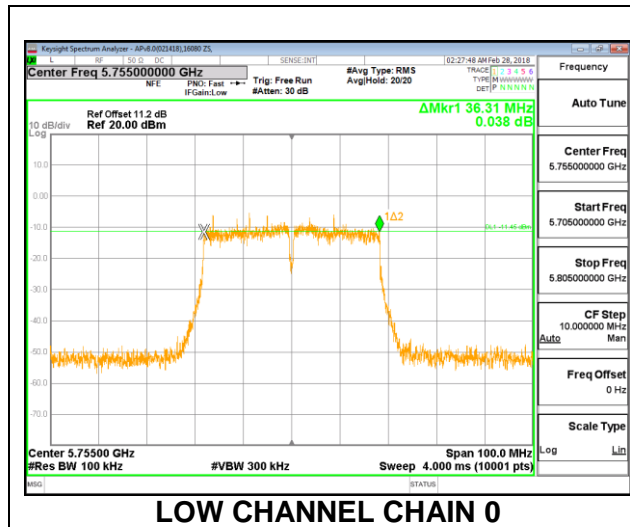
### CHANNEL 144



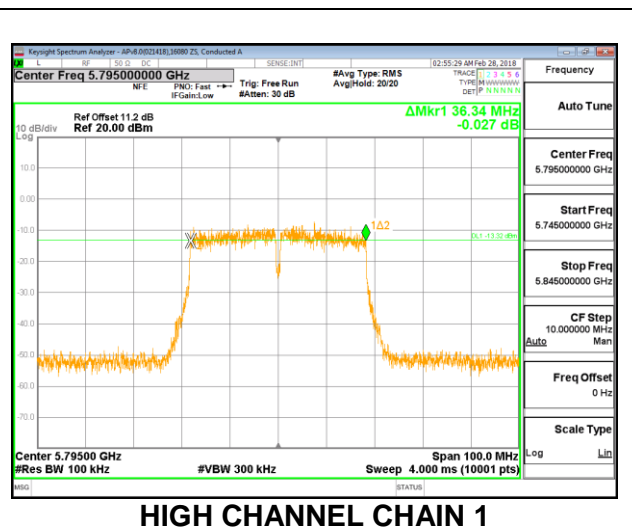
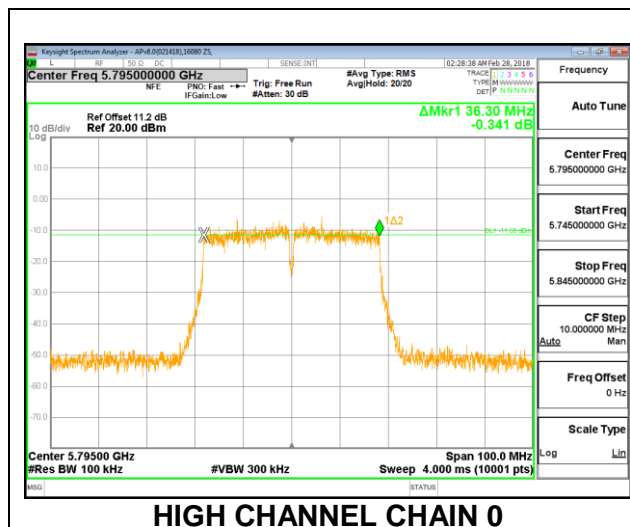
### 8.4.3. 802.11n HT40 2TX CDD MODE IN THE 5.8 GHz BAND

Channel	Frequency (MHz)	6 dB BW Chain 0 (MHz)	6 dB BW Chain 1 (MHz)	Minimum Limit (MHz)
Low	5755	36.310	36.330	0.5
High	5795	36.300	36.340	0.5
142	5710	3.150	3.240	0.5

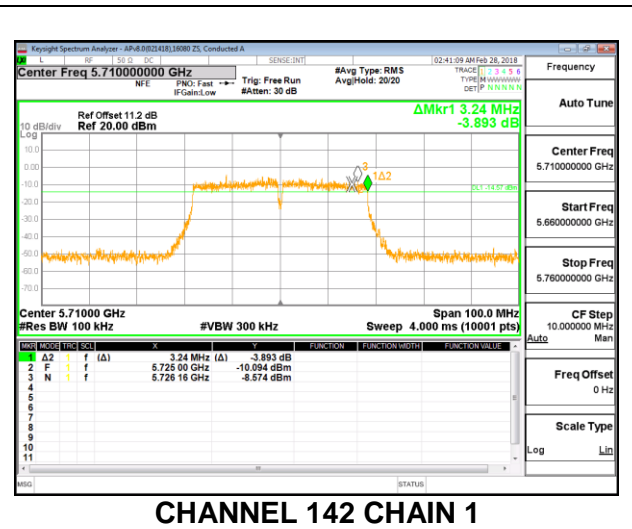
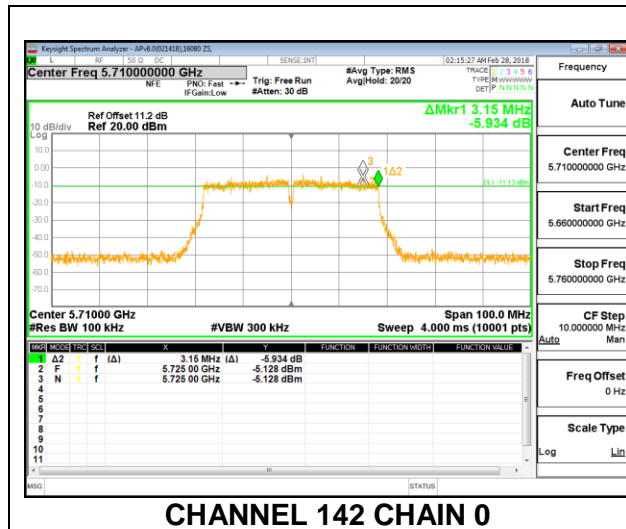
#### LOW CHANNEL



#### HIGH CHANNEL



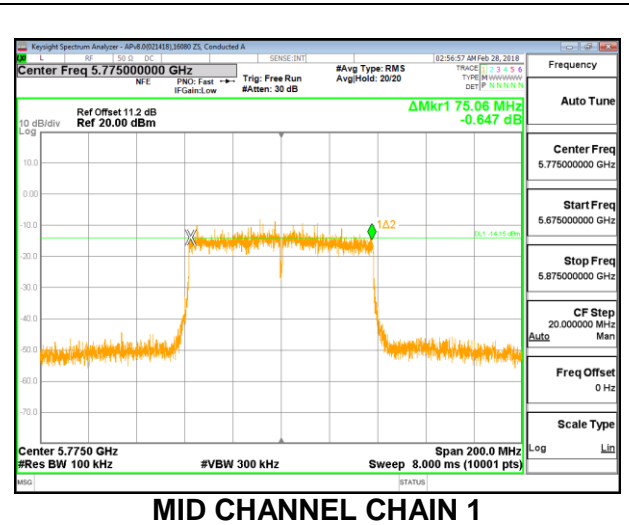
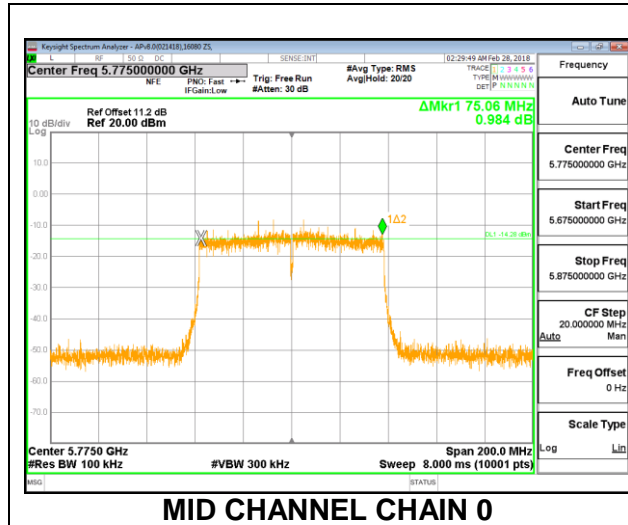
### CHANNEL 142



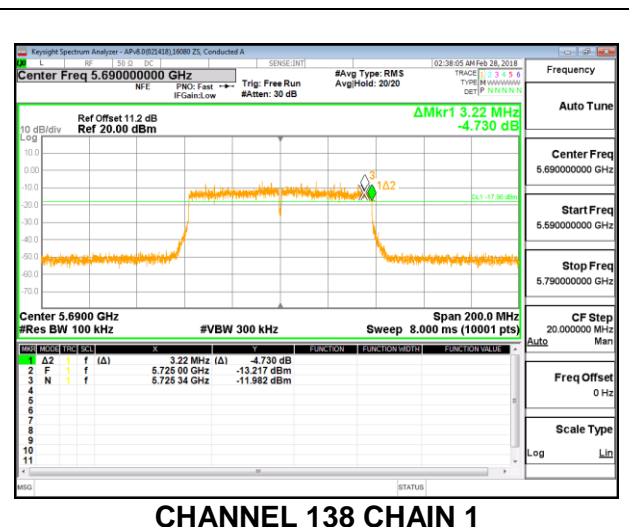
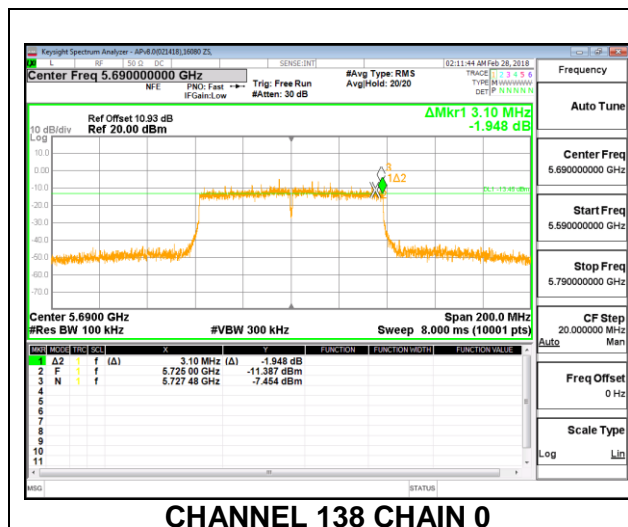
### 8.4.4. 802.11ac VHT80 2TX CDD MODE IN THE 5.8 GHz BAND

Channel	Frequency (MHz)	6 dB BW Chain 0 (MHz)	6 dB BW Chain 1 (MHz)	Minimum Limit (MHz)
Mid	5775	75.060	75.060	0.5
138	5690	3.100	3.220	0.5

#### MID CHANNEL



#### CHANNEL 138



## 8.5. OUTPUT POWER AND PSD

### LIMITS

#### **FCC §15.407**

##### **Band 5.15–5.25 GHz**

(ii)(i) For an outdoor access point operating in the band 5.15-5.25 GHz, the maximum conducted output power over the frequency band of operation shall not exceed 1 W provided the maximum antenna gain does not exceed 6 dBi. In addition, the maximum power spectral density shall not exceed 17 dBm in any 1 megahertz band. If transmitting antennas of directional gain greater than 6 dBi are used, both the maximum conducted output power and the maximum power spectral density shall be reduced by the amount in dB that the directional gain of the antenna exceeds 6 dBi. The maximum e.i.r.p. at any elevation angle above 30 degrees as measured from the horizon must not exceed 125 mW (21 dBm).

(ii) For an indoor access point operating in the band 5.15-5.25 GHz, the maximum conducted output power over the frequency band of operation shall not exceed 1 W provided the maximum antenna gain does not exceed 6 dBi. In addition, the maximum power spectral density shall not exceed 17 dBm in any 1 megahertz band. If transmitting antennas of directional gain greater than 6 dBi are used, both the maximum conducted output power and the maximum power spectral density shall be reduced by the amount in dB that the directional gain of the antenna exceeds 6 dBi.

(iii) For fixed point-to-point access points operating in the band 5.15-5.25 GHz, the maximum conducted output power over the frequency band of operation shall not exceed 1 W. Fixed point-to-point U-NII devices may employ antennas with directional gain up to 23 dBi without any corresponding reduction in the maximum conducted output power or maximum power spectral density. For fixed point-to-point transmitters that employ a directional antenna gain greater than 23 dBi, a 1 dB reduction in maximum conducted output power and maximum power spectral density is required for each 1 dB of antenna gain in excess of 23 dBi. Fixed, point-to-point operations exclude the use of point-to-multipoint systems, omnidirectional applications, and multiple collocated transmitters transmitting the same information. The operator of the U-NII device, or if the equipment is professionally installed, the installer, is responsible for ensuring that systems employing high gain directional antennas are used exclusively for fixed, point-to-point operations.

(iv) For mobile and portable client devices in the 5.15-5.25 GHz band, the maximum conducted output power over the frequency band of operation shall not exceed 250 mW provided the maximum antenna gain does not exceed 6 dBi. In addition, the maximum power spectral density shall not exceed 11 dBm in any 1 megahertz band. If transmitting antennas of directional gain greater than 6 dBi are used, both the maximum conducted output power and the maximum power spectral density shall be reduced by the amount in dB that the directional gain of the antenna exceeds 6 dBi.

---

**Bands 5.25-5.35 GHz and 5.47-5.725 GHz**

The maximum conducted output power over the frequency bands of operation shall not exceed the lesser of 250 mW or  $11 \text{ dBm} + 10 \log B$ , where B is the 26 dB emission bandwidth in megahertz. In addition, the maximum power spectral density shall not exceed 11 dBm in any 1 megahertz band. If transmitting antennas of directional gain greater than 6 dBi are used, both the maximum conducted output power and the maximum power spectral density shall be reduced by the amount in dB that the directional gain of the antenna exceeds 6 dBi.

**Band 5.725-5.85 GHz**

The maximum conducted output power over the frequency band of operation shall not exceed 1 W. In addition, the maximum power spectral density shall not exceed 30 dBm in any 500-kHz band. If transmitting antennas of directional gain greater than 6 dBi are used, both the maximum conducted output power and the maximum power spectral density shall be reduced by the amount in dB that the directional gain of the antenna exceeds 6 dBi. However, fixed point-to-point U-NII devices operating in this band may employ transmitting antennas with directional gain greater than 6 dBi without any corresponding reduction in transmitter conducted power. Fixed, point-to-point operations exclude the use of point-to-multipoint systems, omnidirectional applications, and multiple collocated transmitters transmitting the same information.

**TEST PROCEDURE**

The measurement method used for output power is KDB 789033 D02 v02r01, Section E.3.b (Method PM-G) and for straddles channels KDB 789033 D02 v02r01, Section E.2.b (Method SA-1) was used. The measurement method used for power spectral density is KDB 789033 D02 v02r01, Section F

**DIRECTIONAL ANTENNA GAIN**

For 2 TX:

TX chains are uncorrelated for power and correlated for PSD due to the device supporting CDD in all MIMO modes. The directional gains are as follows:

<b>Band (GHz)</b>	<b>Chain 0 Antenna Gain (dBi)</b>	<b>Chain 1 Antenna Gain (dBi)</b>	<b>Uncorrelated Chains Directional Gain (dBi)</b>	<b>Correlated Chains Directional Gain (dBi)</b>
5.2	-1.2	-5.8	-2.92	-0.19
5.3	-1.2	-5.8	-2.92	-0.19
5.6	-2.8	-5.7	-4.01	-1.12
5.8	-4.3	-7.5	-5.61	-2.74

**RESULTS**

**8.5.1. 802.11a 2TX CDD MODE IN THE 5.2 GHz BAND**

**Bandwidth and Antenna Gain**

Channel	Frequency (MHz)	Min 99% BW (MHz)	Directional Gain for Power (dBi)	Directional Gain for PSD (dBi)
Low	5180	16.5000	-2.92	-0.19
Mid	5200	16.4850	-2.92	-0.19
High	5240	16.5110	-2.92	-0.19

**Limits**

Channel	Frequency (MHz)	FCC Power Limit (dBm)	ISED EIRP Limit (dBm)	Max ISED Power (dBm)	Power Limit (dBm)	FCC PSD Limit (dBm/1MHz)	ISED eirp PSD Limit (dBm/1MHz)	PSD Limit (dBm/1MHz)
Low	5180	24.00	22.17	25.09	24.00	11.00	10.00	10.19
Mid	5200	24.00	22.17	25.09	24.00	11.00	10.00	10.19
High	5240	24.00	22.18	25.10	24.00	11.00	10.00	10.19

<b>Duty Cycle CF (dB)</b>	0.00	<b>Included in Calculations of Corr'd PSD</b>
---------------------------	------	---

**Output Power Results**

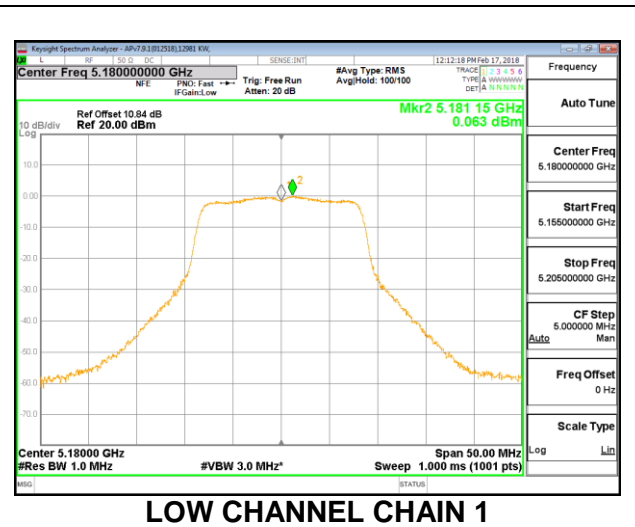
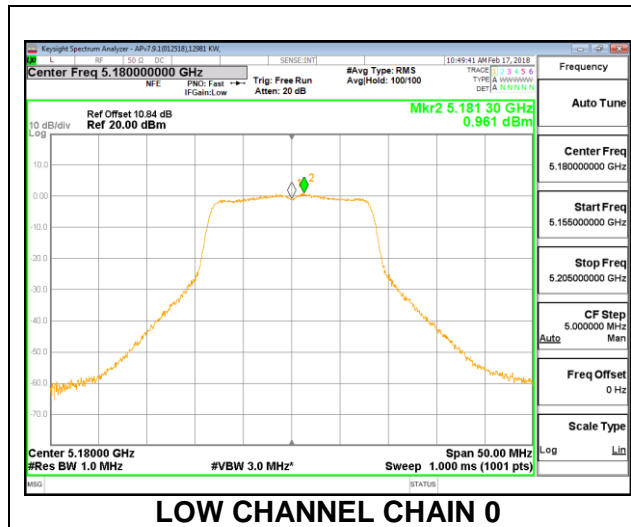
Channel	Frequency (MHz)	Chain 0 Meas Power (dBm)	Chain 1 Meas Power (dBm)	Total Corr'd Power (dBm)	Power Limit (dBm)	Power Margin (dB)
Low	5180	10.90	10.70	13.81	24.00	-10.19
Mid	5200	11.04	9.86	13.50	24.00	-10.50
High	5240	10.97	10.37	13.69	24.00	-10.31

**PSD Results**

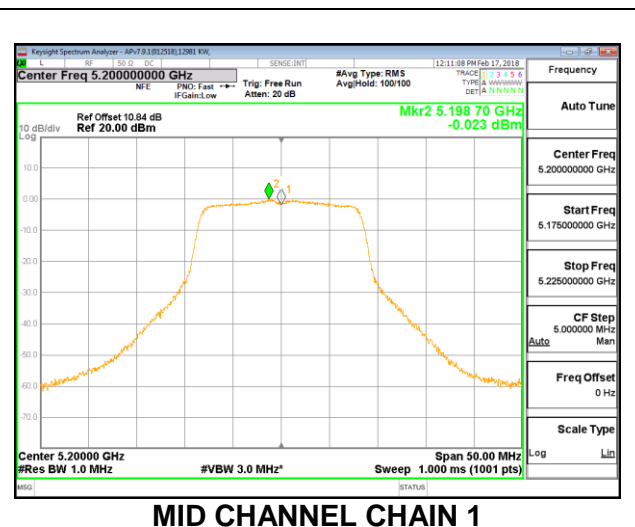
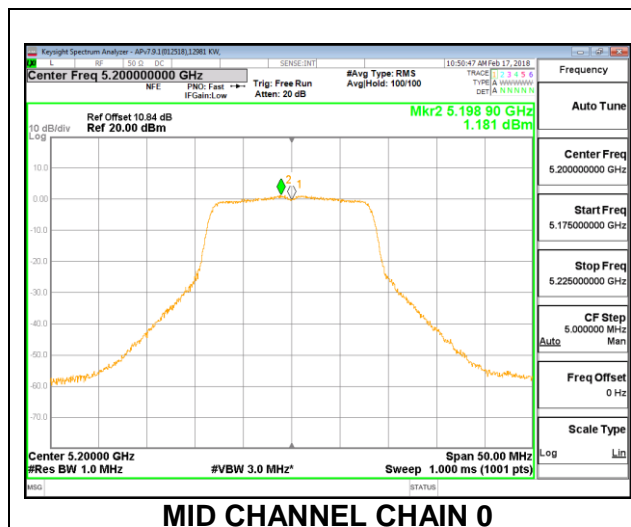
Channel	Frequency (MHz)	Chain 0 Meas PSD (dBm/1MHz)	Chain 1 Meas PSD (dBm/1MHz)	Total Corr'd PSD (dBm/1MHz)	PSD Limit (dBm/1MHz)	PSD Margin (dB)
Low	5180	0.96	0.06	3.55	10.19	-6.64
Mid	5200	1.18	-0.02	3.63	10.19	-6.56
High	5240	1.28	-0.03	3.68	10.19	-6.51



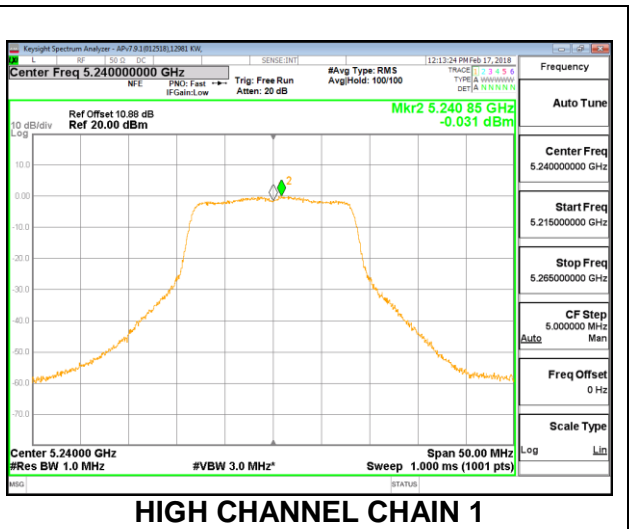
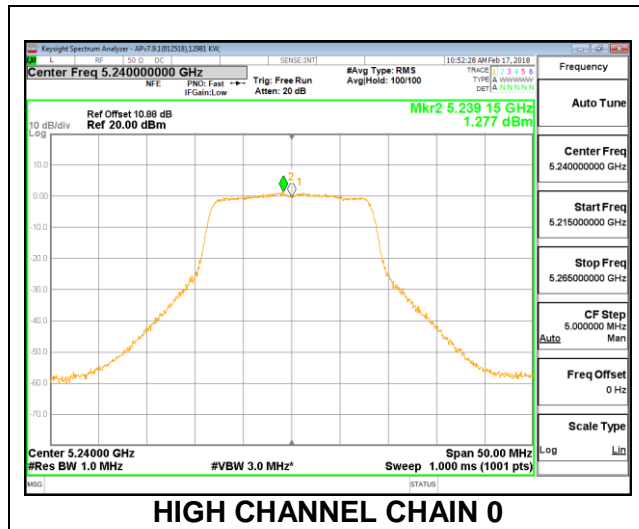
### LOW CHANNEL



### MID CHANNEL



### HIGH CHANNEL



### 8.5.2. 802.11n HT20 2TX CDD MODE IN THE 5.2 GHZ BAND

#### Bandwidth and Antenna Gain

Channel	Frequency (MHz)	Min 99% BW (MHz)	Directional Gain for Power (dBi)	Directional Gain for PSD (dBi)
Low	5180	17.7500	-2.92	-0.19
Mid	5200	17.7440	-2.92	-0.19
High	5240	17.6770	-2.92	-0.19

#### Limits

Channel	Frequency (MHz)	FCC Power Limit (dBm)	ISED EIRP Limit (dBm)	Max ISED Power (dBm)	Power Limit (dBm)	FCC PSD Limit (dBm/ 1MHz)	ISED eirp PSD Limit (dBm/ 1MHz)	PSD Limit (dBm/ 1MHz)
Low	5180	24.00	22.49	25.41	24.00	11.00	10.00	10.19
Mid	5200	24.00	22.49	25.41	24.00	11.00	10.00	10.19
High	5240	24.00	22.47	25.39	24.00	11.00	10.00	10.19

<b>Duty Cycle CF (dB)</b>	0.09	<b>Included in Calculations of Corr'd PSD</b>
---------------------------	------	---

#### Output Power Results

Channel	Frequency (MHz)	Chain 0 Meas Power (dBm)	Chain 1 Meas Power (dBm)	Total Corr'd Power (dBm)	Power Limit (dBm)	Power Margin (dB)
Low	5180	11.65	10.51	14.13	24.00	-9.87
Mid	5200	11.55	10.57	14.10	24.00	-9.90
High	5240	10.48	10.59	13.55	24.00	-10.45

#### PSD Results

Channel	Frequency (MHz)	Chain 0 Meas PSD (dBm/ 1MHz)	Chain 1 Meas PSD (dBm/ 1MHz)	Total Corr'd PSD (dBm/ 1MHz)	PSD Limit (dBm/ 1MHz)	PSD Margin (dB)
Low	5180	0.55	0.22	3.49	10.19	-6.70
Mid	5200	0.44	0.03	3.34	10.19	-6.85
High	5240	0.73	0.24	3.59	10.19	-6.60