



Spot Check Evaluation

Reviewed by: Joseph Lin / Supervisor

Approved by: Jones Tsai / Manager



SPORTON INTERNATIONAL INC.

No. 52, Hwa Ya 1st Rd., Hwa Ya Technology Park, Kwei-Shan District, Tao Yuan City, Taiwan, R.O.C.



TABLE OF CONTENTS

REVISION HISTORY.....	3
1. INTRODUCTION SECTION.....	4
2. DIFFERENCE SECTION	5
3. SPOT CHECK VERIFICATION DATA SECTION	6
4. REFERENCE DETAIL SECTION.....	8
APPENDIX A. SPOT CHECK TEST RESULT	



REVISION HISTORY

VERSION	DESCRIPTION	ISSUED DATE
Rev.01	Initial issue of report	Feb. 22, 2017



1. Introduction Section

The original model (FCC ID: PY7-19719M) and the variant model (FCC ID: PY7-33143E) has identical PCB layout, antenna, SW implementation for Bluetooth/Wi-Fi/NFC/GPS. Based on their similarity, the FCC Part 15C (equipment class: DTS, DSS, DXX) and Part 15E (equipment class: NII) test data issued test data of PY7-33143E references the test data of PY7-19719M

The applicant takes full responsibility that the test data as referenced in this report represent compliance for this FCC ID (FCC ID: PY7-33143E).



2. Difference Section

The original model (FCC ID: PY7-19719M) and the variant model (FCC ID: PY7-33143E) has identical PCB layout, antenna, SW implementation for Bluetooth/Wi-Fi/NFC/GPS. The details of similarity and difference can be found in the Operating Description.

Cellular transmitter RF components are different in PY7-33143E, to support capability for different cellular bands.

The product specification is outlined in the following table:

FCC ID		PY7-19719M	PY7-33143E
Wireless Tech	Mode	Frequency (MHz)	
GSM	GSM Voice GPRS (GMSK) EDGE (8PSK)	Multi-Slot Class 12 DTM: No	850/1900 850/1900
UMTS	AMR/RCM12.2Kbps HSDPA/HSUPA/DC-HSDPA	B5/B2	B5/B2
LTE (FDD)	QPSK 16QAM	B5/B2/B7	B12/B13/B17/B5//B4//B6 6/B2/B7
Wi-Fi	11b/11g/11n(HT20)	2412-2462	
	11a/11n(HT20)/11n(HT40)	5180-5240 5260-5320 5500-5720 5745-5825 *5600-5650 notched	
Bluetooth	V4.2 LE	2402-2480 MHz	
NFC	ASK	13.56 MHz	



3. Spot Check Verification Data Section

Summary of the spot check:

Test Item	Mode	PY7-19719M Worst Result	PY7-33143E Worst Result	Difference (dB)
Average Conducted Power (dBm)	802.11b	17.96	17.99	-0.03
	802.11g	13.48	13.32	0.16
	11n HT20	12.73	12.99	-0.26
	BT (1Mbps)	6.74	6.74	0
	BT (2Mbps)	4.53	4.75	-0.22
	BT (3Mbps)	4.59	4.76	-0.17
	BT-LE	0.26	0	0.26
	11a, 5.2GHz	14.98	14.91	0.07
	11n HT20, 5.2GHz	14.90	14.89	0.01
	11n HT40, 5.2GHz	10.69	10.74	-0.05
	11a, 5.3GHz	14.96	14.90	0.06
	11n HT20, 5.3GHz	14.86	14.88	-0.02
	11n HT40, 5.3GHz	10.80	10.72	0.08
	11a, 5.5GHz	14.90	14.74	0.16
	11n HT20, 5.5GHz	14.98	14.84	0.14
	11n HT40, 5.5GHz	10.66	10.77	-0.11
	11a, 5.8GHz	14.97	14.74	0.23
	11n HT20, 5.8GHz	14.98	14.90	0.08
	11n HT40, 5.8GHz	10.91	10.92	-0.01
	S/N of test sample	RQ3003BXX4	RQ3003E7H4	
Test date	2016/12/2~2016/12/27	2016/12/7~2013/12/27		
Peak Radiated Spurious Emission (Band Edge) (dBuV/m)	802.11b	54.61	56.31	-1.7
	802.11n-HT20	61.00	61.15	-0.15
	BT (1Mbps)	45.23	44.9	0.33
	BT-LE	54.09	54.85	-0.76
	11n HT40, 5.2GHz	57.39	57.21	0.18
	11n HT40, 5.3GHz	58.48	56.95	1.53
	11a, 5.5GHz	54.12	54.58	-0.46
	11a, 5.8GHz	52.04	53.05	-1.01
	S/N of test sample	RQ3003BXJY RQ3003BXLZ RQ3003BXLU RQ3003CK58	RQ3003E7H4 RQ3003E6L1	
	Test date	2016/12/13~2017/1/25	2017/1/5~2017/1/19	
Average Radiated Spurious Emission (Band Edge) (dBuV/m)	802.11b	44.65	45.45	-0.8
	802.11n-HT20	49.81	49.04	0.77
	BT (1Mbps)	20.41	20.08	0.33
	BT-LE	45.14	44.97	0.17
	11n HT40, 5.2GHz	50.86	50.53	0.33
	11n HT40, 5.3GHz	50.26	49.79	0.47
	11a, 5.5GHz	46.68	47.12	-0.44
	S/N of test sample	RQ3003BXJY RQ3003BXLZ RQ3003BXLU RQ3003CK58	RQ3003E7H4 RQ3003E6L1	
	Test date	2016/12/13~2017/1/25	2017/1/5~2017/1/19	



Peak Radiated Spurious Emission (Harmonic) (dBuV/m)	802.11b	37.87	40.22	-2.35
	802.11n-HT20	38.10	39.02	-0.92
	BT (1Mbps)	40.12	40.64	-0.52
	BT-LE	38.47	39.64	-1.47
	11n HT40, 5.2GHz	41.86	41.07	0.79
	11n HT40, 5.3GHz	45.99	43.86	2.13
	11a, 5.5GHz	60.32	63.09	-2.77
	11a, 5.8GHz	50.63	50.31	0.32
	S/N of test sample	RQ3003BXJY RQ3003BXLZ RQ3003BXLU RQ3003CK58	RQ3003E7H4 RQ3003E6L1	
Test date	2016/12/13-2017/1/25	2017/1/5-2017/1/19		
Average Radiated Spurious Emission (Harmonic) (dBuV/m)	11a, 5.5GHz	50.45	50.51	-0.06
	S/N of test sample	RQ3003BXJY	RQ3003E7H4	
	Test date	2016/12/13-2017/1/25	2017/1/5-2017/1/19	
NFC (dBuV/m)	RSE (9kHz to 30MHz)	39.84	40.54	-0.7
	S/N of test sample	'RQ3003A299	'RQ3003E7GZ	
	Test date	2016/12/8-2016/12/14	2016/12/21	

Conclusion:

Radiated spurious emission test against the variant model for non-cellular part based on the worst-case condition from the original model was performed in this filing to demonstrate the test data from original model remains representative for the variant model.

Based on the spot check test result (power levels measured are within 0.5dB, and the worst case of RSE spot check verification based on the worst condition from the original model is within 3dB, and are compliance with the limits), the test data from the original model is representative for the variant model.

The unwanted, harmonics, radiated spurious emission is reported peak measurement only due to spurious lower than 20dB than the limit, 74dBuV/m, without further reporting the average measurement except for the 802.11a 5.5GHz CH100.

The detail test results can be found in this document, Appendix A, hereafter.



4. Reference detail Section

Rule Part	Equipment Class	Wireless Technology	Frequency Band (MHz)	Reference FCC ID	Type Grant/Permissive Change	Reference Report Title	Reference Application	Reference Report Sections
15C	DTS	Bluetooth – LE Wii-Fi	2400~2483.5	PY7-19719M	Original Grant	FCC RF Test Report	PY7-33143E	Part 15C (FR6N2202-01B, FR6N2202-01C)
	DSS	Bluetooth	2400~2483.5	PY7-19719M	Original Grant	FCC RF Test Report	PY7-33143E	Part 15C (FR6N2202-01A)
	DXX	NFC	13.56	PY7-19719M	Original Grant	FCC RF Test Report	PY7-33143E	Part 15C (FR6N2202-01D)
15E	NII	Wi-Fi	5150~5250 5250~5350 5470~5725 5725~5850	PY7-19719M	Original Grant	FCC RF Test Report	PY7-33143E	Part 15E (FR6N2202-01E, FR6N2202-01F, FZ6N2202-01)



Appendix A. Spot Check Test Result

1.1 Conducted power

<2.4GHz WLAN>

	Mode	Channel	Frequency (MHz)	Data Rate	Tune-Up Limit	FCC ID PY7-19719M	FCC ID PY7-33143E
						Average power (dBm)	Average power (dBm)
2.4GHz WLAN	802.11b	CH 1	2412	1Mbps	18	17.96	17.99
		CH 6	2437			17.57	17.95
		CH 11	2462			17.60	17.50
	802.11g	CH 1	2412	6Mbps	13.5	13.07	13.23
		CH 6	2437			13.48	13.28
		CH 11	2462			13.09	13.32
	802.11n-HT20	CH 1	2412	MCS0	13	12.73	12.83
		CH 6	2437			12.53	12.74
		CH 11	2462			12.59	12.99

<Bluetooth>

Mode	Channel	Frequency (MHz)	Tune-Up Limit	FCC ID PY7-19719M Average power (dBm)	FCC ID PY7-33143E Average power (dBm)
Bluetooth (1Mbps)	CH 00	2402	6.75	4.88	5.66
	CH 39	2441		6.74	6.74
	CH 78	2480		4.67	4.25
Bluetooth (2Mbps)	CH 00	2402	6.75	2.55	3.28
	CH 39	2441		4.53	4.75
	CH 78	2480		2.44	2.06
Bluetooth (3Mbps)	CH 00	2402	6.75	2.57	3.30
	CH 39	2441		4.59	4.76
	CH 78	2480		2.50	2.07
BLE (GFSK)	CH 00	2402	0.5	-1.55	-1.82
	CH 19	2440		0.26	0.00
	CH 39	2480		-2.15	-3.00



<5GHz WLAN>

	Mode	Channel	Frequency (MHz)	Data Rate	Tune-Up Limit	FCC ID PY7-19719M	FCC ID PY7-33143E
						Average power (dBm)	Average power (dBm)
5.2GHz WLAN	802.11a	CH 36	5180	6Mbps	15	14.98	14.91
		CH 44	5220			14.70	14.80
		CH 48	5240			14.63	14.87
	802.11n-HT20	CH 36	5180	MCS0	15	14.90	14.89
		CH 44	5220			14.81	14.73
		CH 48	5240			14.74	14.81
	802.11n-HT40	CH 38	5190	MCS0	11	10.69	10.74
		CH 46	5230			10.53	10.61
	5.3GHz WLAN	802.11a	CH 52	5260	6Mbps	15	14.96
CH 60			5300	14.94			14.80
CH 64			5320	14.90			14.90
802.11n-HT20		CH 52	5260	MCS0	15	14.83	14.71
		CH 60	5300			14.81	14.74
		CH 64	5320			14.86	14.88
802.11n-HT40		CH 54	5270	MCS0	11	10.56	10.51
		CH 62	5310			10.80	10.72
5.5GHz WLAN		802.11a	CH 100	5500	6Mbps	15	14.90
	CH 116		5580	14.76			14.65
	CH 140		5700	14.81			14.50
	802.11n-HT20	CH 100	5500	MCS0	15	14.98	14.57
		CH 116	5580			14.65	14.64
		CH 140	5700			14.85	14.84
	802.11n-HT40	CH 102	5510	MCS0	11	10.66	10.77
		CH 126	5630			10.65	10.76
		CH 134	5670			10.51	10.76



5.8GHz WLAN	Mode	Channel	Frequency (MHz)	Data Rate	Tune-Up Limit	FCC ID PY7-19719M Average power (dBm)	FCC ID PY7-33143E Average power (dBm)
	802.11a		CH 149	5745	MCS0	15	14.97
CH 157			5785	14.95			14.66
CH 165			5825	14.93			14.64
802.11n-HT20		CH 149	5745	MCS0	15	14.98	14.90
		CH 157	5785			14.95	14.74
		CH 165	5825			14.48	14.34
802.11n-HT40		CH 151	5755	MCS0	11	10.91	10.92
		CH 159	5795			10.90	10.86



1.2 Radiated Spurious Emission

2.4GHz BT/WLAN

Mode	Ch	Freq. (MHz)	Peak /Avg.	FCC ID PY7-19719M						FCC ID PY7-33143E					
				Band edge			Harmonic			Band edge			Harmonic		
				Frequency	Level	Limit	Frequency	Level	Limit	Frequency	Level	Limit	Frequency	Level	Limit
				(MHz)	(dBuV/m)	(dBuV/m)	(MHz)	(dBuV/m)	(dBuV/m)	(MHz)	(dBuV/m)	(dBuV/m)	(MHz)	(dBuV/m)	(dBuV/m)
BT(1Mbps)	CH 78	2480	P	2483.84	45.23	74	7440	40.12	74	2483.52	44.9	74	7440	40.64	74
			A	2483.84	20.41	54	X	X	X	2483.52	20.08	54	X	X	X
BLE	CH 39	2480	P	2489.28	54.09	74	7440	38.47	74	2491.64	54.85	74	7440	39.94	74
			A	2484.76	45.14	54	X	X	X	2491.32	44.97	54	X	X	X
802.11b	CH 11	2462	P	2495.96	54.61	74	4924	37.87	74	2485.48	56.31	74	4924	40.22	74
			A	2483.52	44.65	54	X	X	X	2485.48	45.45	54	X	X	X
802.11n-HT20	CH 11	2462	P	2483.8	61	74	4924	38.1	74	2483.68	61.15	74	7386	39.02	74
			A	2483.52	49.81	54	X	X	X	2483.56	49.04	54	X	X	X

5.2GHz WLAN

Mode	Ch	Freq. (MHz)	Peak /Avg.	FCC ID PY7-19719M						FCC ID PY7-33143E					
				Band edge			Harmonic			Band edge			Harmonic		
				Frequency	Level	Limit	Frequency	Level	Limit	Frequency	Level	Limit	Frequency	Level	Limit
				(MHz)	(dBuV/m)	(dBuV/m)	(MHz)	(dBuV/m)	(dBuV/m)	(MHz)	(dBuV/m)	(dBuV/m)	(MHz)	(dBuV/m)	(dBuV/m)
802.11n-HT40	CH 38	5190	P	5146.12	57.39	74	15570	41.86	74	5147.16	57.21	74	15570	41.07	74
			A	5148.72	50.86	54	X	X	X	5150	50.53	54	X	X	X



5.3GHz WLAN

Mode	Ch	Freq. (MHz)	Peak /Avg.	FCC ID PY7-19719M						FCC ID PY7-33143E					
				Band edge			Harmonic			Band edge			Harmonic		
				Frequency	Level	Limit	Frequency	Level	Limit	Frequency	Level	Limit	Frequency	Level	Limit
				(MHz)	(dBuV/m)	(dBuV/m)	(MHz)	(dBuV/m)	(dBuV/m)	(MHz)	(dBuV/m)	(dBuV/m)	(MHz)	(dBuV/m)	(dBuV/m)
802.11n-HT40	CH 62	5310	P	5350.08	58.48	74	15930	45.99	74	5351.76	56.95	74	15930	43.86	74
			A	5350.8	50.26	54	X	X	X	5350.08	49.79	54	X	X	X

5.5GHz WLAN

Mode	Ch	Freq. (MHz)	Peak /Avg.	FCC ID PY7-19719M						FCC ID PY7-33143E					
				Band edge			Harmonic			Band edge			Harmonic		
				Frequency	Level	Limit	Frequency	Level	Limit	Frequency	Level	Limit	Frequency	Level	Limit
				(MHz)	(dBuV/m)	(dBuV/m)	(MHz)	(dBuV/m)	(dBuV/m)	(MHz)	(dBuV/m)	(dBuV/m)	(MHz)	(dBuV/m)	(dBuV/m)
802.11a	CH 100	5500	P	5461.2	54.12	74	16500	60.32	74	5469.84	54.58	74	16500	63.09	74
			A	5469.52	46.68	54	16500	50.45	54	5468.88	47.12	54	16500	50.51	54

5.8GHz WLAN

Mode	Ch	Freq. (MHz)	Peak /Avg.	FCC ID PY7-19719M						FCC ID PY7-33143E					
				Band edge			Harmonic			Band edge			Harmonic		
				Frequency	Level	Limit	Frequency	Level	Limit	Frequency	Level	Limit	Frequency	Level	Limit
				(MHz)	(dBuV/m)	(dBuV/m)	(MHz)	(dBuV/m)	(dBuV/m)	(MHz)	(dBuV/m)	(dBuV/m)	(MHz)	(dBuV/m)	(dBuV/m)
802.11a	CH 165	5825	P	5935.2	52.04	68.2	17475	50.63	68.2	5929	53.05	68.2	17475	50.31	68.2
			X	X	X	X	X	X	X	X	X	X	X	X	X



2.4GHz 2400~2483.5MHz

BLE (Band Edge @ 3m)

BLE	Note	Frequency (MHz)	Level (dBμV/m)	Over Limit (dB)	Limit Line (dBμV/m)	Read Level (dBμV)	Antenna Factor (dB/m)	Cable Loss (dB)	Preamp Factor (dB)	Ant Pos (cm)	Table Pos (deg)	Peak Avg. (P/A)	Pol. (H/V)
BLE CH 39 2480MHz	*	2480	91.55	-	-	88.7	27.45	8.98	33.58	315	42	P	H
	*	2480	90.83	-	-	87.98	27.45	8.98	33.58	315	42	A	H
		2497.64	54.46	-19.54	74	51.55	27.5	8.98	33.57	315	42	P	H
		2491.32	44.97	-9.03	54	42.07	27.5	8.98	33.58	315	42	A	H
													H
													H
	*	2480	90.94	-	-	88.09	27.45	8.98	33.58	147	76	P	V
	*	2480	90.36	-	-	87.51	27.45	8.98	33.58	147	76	A	V
		2491.64	54.85	-19.15	74	51.95	27.5	8.98	33.58	147	76	P	V
		2497.76	44.92	-9.08	54	42.01	27.5	8.98	33.57	147	76	A	V
													V
													V

BLE (Harmonic @ 3m)

BLE	Note	Frequency (MHz)	Level (dBμV/m)	Over Limit (dB)	Limit Line (dBμV/m)	Read Level (dBμV)	Antenna Factor (dB/m)	Cable Loss (dB)	Preamp Factor (dB)	Ant Pos (cm)	Table Pos (deg)	Peak Avg. (P/A)	Pol. (H/V)
BLE CH 39 2480MHz		4960	36.6	-37.4	74	44.57	31.94	11.12	51.03	100	0	P	H
		7440	39.91	-34.09	74	40.1	37.44	12.88	50.51	100	0	P	H
													H
													H
		4960	35.13	-38.87	74	43.1	31.94	11.12	51.03	100	0	P	V
		7440	39.94	-34.06	74	40.13	37.44	12.88	50.51	100	0	P	V
													V
													V

Remark	1. No other spurious found.												
	2. All results are PASS against Peak and Average limit line.												



BT(1M) (Band Edge @ 3m)

BT	Note	Frequency (MHz)	Level (dBµV/m)	Over Limit (dB)	Limit Line (dBµV/m)	Read Level (dBµV)	Antenna Factor (dB/m)	Cable Loss (dB)	Preamp Factor (dB)	Ant Pos (cm)	Table Pos (deg)	Peak Avg. (P/A)	Pol. (H/V)	
BT CH 78 2480MHz	*	2480	99.5	-	-	96.65	27.45	8.98	33.58	200	22	P	H	
	*	2480	74.68	-	-	-	-	-	-	-	-	A	H	
		2484.12	44.66	-29.34	74	41.81	27.45	8.98	33.58	200	22	P	H	
		2484.12	19.84	-34.16	54	-	-	-	-	-	-	A	H	
													H	
													H	
	*	2480	98.24	-	-	95.39	27.45	8.98	33.58	296	45	P	V	
	*	2480	73.42	-	-	-	-	-	-	-	-	-	A	V
		2483.52	44.9	-29.1	74	42.05	27.45	8.98	33.58	296	45	P	V	
		2483.52	20.08	-33.92	54	-	-	-	-	-	-	A	V	
													V	
													V	

BT(1M) (Harmonic @ 3m)

BT	Note	Frequency (MHz)	Level (dBµV/m)	Over Limit (dB)	Limit Line (dBµV/m)	Read Level (dBµV)	Antenna Factor (dB/m)	Cable Loss (dB)	Preamp Factor (dB)	Ant Pos (cm)	Table Pos (deg)	Peak Avg. (P/A)	Pol. (H/V)
BT CH 78 2480MHz		4960	37.88	-36.12	74	45.85	31.94	11.12	51.03	100	0	P	H
		4960	13.06	-40.94	54	-	-	-	-	-	-	A	H
		7440	40.64	-33.36	74	40.83	37.44	12.88	50.51	100	0	P	H
		7440	15.82	-38.18	54	-	-	-	-	-	-	A	H
		4960	35.6	-38.4	74	43.57	31.94	11.12	51.03	100	0	P	V
		4960	10.78	-43.22	54	-	-	-	-	-	-	A	V
		7440	39.32	-34.68	74	39.51	37.44	12.88	50.51	100	0	P	V
		7440	14.5	-39.5	54	-	-	-	-	-	-	A	V

Remark	1. No other spurious found. 2. All results are PASS against Peak and Average limit line.
---------------	---



WIFI 802.11b (Band Edge @ 3m)

WIFI Ant. 1	Note	Frequency (MHz)	Level (dBµV/m)	Over Limit (dB)	Limit Line (dBµV/m)	Read Level (dBµV)	Antenna Factor (dB/m)	Cable Loss (dB)	Preamp Factor (dB)	Ant Pos (cm)	Table Pos (deg)	Peak Avg. (P/A)	Pol. (H/V)
802.11b CH 11 2462MHz	*	2462	107.63	-	-	104.83	27.4	8.98	33.58	246	32	P	H
	*	2462	104.14	-	-	101.34	27.4	8.98	33.58	246	32	A	H
		2485.48	56.31	-17.69	74	53.46	27.45	8.98	33.58	246	32	P	H
		2485.48	45.45	-8.55	54	42.6	27.45	8.98	33.58	246	32	A	H
													H
													H
	*	2462	105.07	-	-	102.27	27.4	8.98	33.58	238	65	P	V
	*	2462	101.54	-	-	98.74	27.4	8.98	33.58	238	65	A	V
		2492.96	54.31	-19.69	74	51.4	27.5	8.98	33.57	238	65	P	V
		2485.56	44.54	-9.46	54	41.69	27.45	8.98	33.58	238	65	A	V
													V
													V

WIFI 802.11b (Harmonic @ 3m)

WIFI Ant. 1	Note	Frequency (MHz)	Level (dBµV/m)	Over Limit (dB)	Limit Line (dBµV/m)	Read Level (dBµV)	Antenna Factor (dB/m)	Cable Loss (dB)	Preamp Factor (dB)	Ant Pos (cm)	Table Pos (deg)	Peak Avg. (P/A)	Pol. (H/V)
802.11b CH 11 2462MHz		4924	40.22	-33.78	74	48.38	31.88	11	51.04	100	0	P	H
		7386	38.84	-35.16	74	39.09	37.38	12.88	50.51	100	0	P	H
													H
													H
		4924	37.88	-36.12	74	46.04	31.88	11	51.04	100	0	P	V
		7386	39.27	-34.73	74	39.52	37.38	12.88	50.51	100	0	P	V
													V
													V

Remark	1. No other spurious found. 2. All results are PASS against Peak and Average limit line.
---------------	---



2.4GHz 2400~2483.5MHz

WIFI 802.11n HT20 (Band Edge @ 3m)

WIFI Ant. 1	Note	Frequency (MHz)	Level (dBμV/m)	Over Limit (dB)	Limit Line (dBμV/m)	Read Level (dBμV)	Antenna Factor (dB/m)	Cable Loss (dB)	Preamp Factor (dB)	Ant Pos (cm)	Table Pos (deg)	Peak Avg. (P/A)	Pol. (H/V)
802.11n HT20 CH 11 2462MHz	*	2462	104.49	-	-	101.69	27.4	8.98	33.58	233	40	P	H
	*	2462	96.17	-	-	93.37	27.4	8.98	33.58	233	40	A	H
		2483.68	61.15	-12.85	74	58.3	27.45	8.98	33.58	233	40	P	H
		2483.56	49.04	-4.96	54	46.19	27.45	8.98	33.58	233	40	A	H
													H
													H
	*	2462	103.84	-	-	101.04	27.4	8.98	33.58	206	66	P	V
	*	2462	95.28	-	-	92.48	27.4	8.98	33.58	206	66	A	V
		2484.24	58.88	-15.12	74	56.03	27.45	8.98	33.58	206	66	P	V
		2483.52	47.51	-6.49	54	44.66	27.45	8.98	33.58	206	66	A	V
												V	
												V	

WIFI 802.11n HT20 (Harmonic @ 3m)

WIFI Ant. 1	Note	Frequency (MHz)	Level (dBμV/m)	Over Limit (dB)	Limit Line (dBμV/m)	Read Level (dBμV)	Antenna Factor (dB/m)	Cable Loss (dB)	Preamp Factor (dB)	Ant Pos (cm)	Table Pos (deg)	Peak Avg. (P/A)	Pol. (H/V)
802.11n HT20 CH 11 2462MHz		4924	36.98	-37.02	74	45.14	31.88	11	51.04	100	0	P	H
		7386	39.02	-34.98	74	39.27	37.38	12.88	50.51	100	0	P	H
													H
													H
		4924	34.91	-39.09	74	43.07	31.88	11	51.04	100	0	P	V
		7386	38.31	-35.69	74	38.56	37.38	12.88	50.51	100	0	P	V
													V
													V

Remark	1. No other spurious found.
	2. All results are PASS against Peak and Average limit line.



Band 1 - 5150~5250MHz
WIFI 802.11n HT40 (Band Edge @ 3m)

WIFI Ant. 1	Note	Frequency (MHz)	Level (dBμV/m)	Over Limit (dB)	Limit Line (dBμV/m)	Read Level (dBμV)	Antenna Factor (dB/m)	Cable Loss (dB)	Preamp Factor (dB)	Ant Pos (cm)	Table Pos (deg)	Peak Avg. (P/A)	Pol. (H/V)
802.11n HT40 CH 38 5190MHz		5147.16	57.21	-16.79	74	46.85	32.21	11.18	33.03	242	353	P	H
		5150	50.53	-3.47	54	40.17	32.21	11.18	33.03	242	353	A	H
	*	5190	100.31	-	-	89.91	32.26	11.17	33.03	242	353	P	H
	*	5190	92.28	-	-	81.88	32.26	11.17	33.03	242	353	A	H
		5360.64	50.03	-23.97	74	39.27	32.51	11.28	33.03	242	353	P	H
		5456.64	42.28	-11.72	54	31.33	32.63	11.34	33.02	242	353	A	H
		5147.16	51.88	-22.12	74	41.52	32.21	11.18	33.03	101	356	P	V
		5150	44.4	-9.6	54	34.04	32.21	11.18	33.03	101	356	A	V
	*	5190	91.38	-	-	80.98	32.26	11.17	33.03	101	356	P	V
	*	5190	83.47	-	-	73.07	32.26	11.17	33.03	101	356	A	V
		5420.88	50.69	-23.31	74	39.79	32.58	11.34	33.02	101	356	P	V
		5432.4	42.13	-11.87	54	31.2	32.61	11.34	33.02	101	356	A	V

WIFI 802.11n HT40 (Harmonic @ 3m)

WIFI Ant. 1	Note	Frequency (MHz)	Level (dBμV/m)	Over Limit (dB)	Limit Line (dBμV/m)	Read Level (dBμV)	Antenna Factor (dB/m)	Cable Loss (dB)	Preamp Factor (dB)	Ant Pos (cm)	Table Pos (deg)	Peak Avg. (P/A)	Pol. (H/V)
802.11n HT40 CH 38 5190MHz		10380	39.68	-34.32	74	35.92	39.86	15.02	51.12	100	0	P	H
		15570	39.88	-34.12	74	35.28	38.21	18.19	51.8	100	0	P	H
													H
													H
		10380	40.2	-33.8	74	36.44	39.86	15.02	51.12	100	0	P	V
		15570	41.07	-32.93	74	36.47	38.21	18.19	51.8	100	0	P	V
													V
													V

Remark	1. No other spurious found. 2. All results are PASS against Peak and Average limit line.												
---------------	---	--	--	--	--	--	--	--	--	--	--	--	--



Band 2 - 5250~5350MHz

WIFI 802.11n HT40 (Band Edge @ 3m)

WIFI Ant. 1	Note	Frequency (MHz)	Level (dBμV/m)	Over Limit (dB)	Limit Line (dBμV/m)	Read Level (dBμV)	Antenna Factor (dB/m)	Cable Loss (dB)	Preamp Factor (dB)	Ant Pos (cm)	Table Pos (deg)	Peak Avg. (P/A)	Pol. (H/V)
802.11n HT40 CH 62 5310MHz		5070.46	50.62	-23.38	74	40.36	32.09	11.21	33.04	200	332	P	H
		5094.64	43.29	-10.71	54	32.98	32.14	11.21	33.04	200	332	A	H
	*	5310	100.19	-	-	89.53	32.44	11.25	33.03	200	332	P	H
	*	5310	91.78	-	-	81.12	32.44	11.25	33.03	200	332	A	H
		5351.76	56.95	-17.05	74	46.21	32.49	11.28	33.03	200	332	P	H
		5350.08	49.79	-4.21	54	39.05	32.49	11.28	33.03	200	332	A	H
		5149.24	51.18	-22.82	74	40.82	32.21	11.18	33.03	123	4	P	V
		5119.86	43.09	-10.91	54	32.77	32.16	11.19	33.03	123	4	A	V
	*	5310	93.04	-	-	82.38	32.44	11.25	33.03	123	4	P	V
	*	5310	84.17	-	-	73.51	32.44	11.25	33.03	123	4	A	V
		5420.88	49.97	-24.03	74	39.07	32.58	11.34	33.02	123	4	P	V
		5350.56	43.22	-10.78	54	32.48	32.49	11.28	33.03	123	4	A	V

WIFI 802.11n HT40 (Harmonic @ 3m)

WIFI Ant. 1	Note	Frequency (MHz)	Level (dBμV/m)	Over Limit (dB)	Limit Line (dBμV/m)	Read Level (dBμV)	Antenna Factor (dB/m)	Cable Loss (dB)	Preamp Factor (dB)	Ant Pos (cm)	Table Pos (deg)	Peak Avg. (P/A)	Pol. (H/V)	
802.11n HT40 CH 62 5310MHz		10620	38.92	-35.08	74	35.02	39.9	15.19	51.19	100	0	P	H	
		15930	40.55	-33.45	74	35.66	38.29	18.4	51.8	100	0	P	H	
													H	
													H	
			10620	38.96	-35.04	74	35.06	39.9	15.19	51.19	100	0	P	V
			15930	43.86	-30.14	74	38.97	38.29	18.4	51.8	100	0	P	V
														V
														V

Remark	1. No other spurious found.
	2. All results are PASS against Peak and Average limit line.



Band 3 - 5470~5725MHz
WIFI 802.11a (Band Edge @ 3m)

WIFI Ant. 1	Note	Frequency (MHz)	Level (dBμV/m)	Over Limit (dB)	Limit Line (dBμV/m)	Read Level (dBμV)	Antenna Factor (dB/m)	Cable Loss (dB)	Preamp Factor (dB)	Ant Pos (cm)	Table Pos (deg)	Peak Avg. (P/A)	Pol. (H/V)	
802.11a CH 100 5500MHz		5469.84	54.58	-19.42	74	43.57	32.65	11.38	33.02	200	337	P	H	
		5468.88	47.12	-6.88	54	36.11	32.65	11.38	33.02	200	337	A	H	
	*	5500	107.7	-	-	96.64	32.7	11.38	33.02	200	337	P	H	
	*	5500	99.3	-	-	88.24	32.7	11.38	33.02	200	337	A	H	
													H	
														H
			5451.28	51.09	-22.91	74	40.14	32.63	11.34	33.02	300	91	P	V
			5470	43.67	-10.33	54	32.66	32.65	11.38	33.02	300	91	A	V
	*		5500	100.71	-	-	89.65	32.7	11.38	33.02	300	91	P	V
	*		5500	92.46	-	-	81.4	32.7	11.38	33.02	300	91	A	V
														V
														V

WIFI 802.11a (Harmonic @ 3m)

WIFI Ant. 1	Note	Frequency (MHz)	Level (dBμV/m)	Over Limit (dB)	Limit Line (dBμV/m)	Read Level (dBμV)	Antenna Factor (dB/m)	Cable Loss (dB)	Preamp Factor (dB)	Ant Pos (cm)	Table Pos (deg)	Peak Avg. (P/A)	Pol. (H/V)	
802.11a CH 100 5500MHz		11000	40.99	-33.01	74	36.93	39.6	15.49	51.03	400	0	P	H	
		16500	55.93	-18.07	74	49.33	39.2	19.27	51.87	121	48	P	H	
		16500	45.05	-8.95	54	38.45	39.2	19.27	51.87	121	48	A	H	
													H	
			11000	41.29	-32.71	74	37.23	39.6	15.49	51.03	100	0	P	V
			16500	63.09	-10.91	74	56.49	39.2	19.27	51.87	107	59	P	V
			16500	50.51	-3.49	54	43.91	39.2	19.27	51.87	107	59	A	V
														V

Remark	1. No other spurious found.
	2. All results are PASS against Peak and Average limit line.



Band 4 - 5725~5850MHz

WIFI 802.11a (Band Edge @ 3m)

WIFI Ant. 1	Note	Frequency (MHz)	Level (dBµV/m)	Over Limit (dB)	Limit Line (dBµV/m)	Read Level (dBµV)	Antenna Factor (dB/m)	Cable Loss (dB)	Preamp Factor (dB)	Ant Pos (cm)	Table Pos (deg)	Peak Avg. (P/A)	Pol. (H/V)	
802.11a CH 165 5825MHz	*	5825	109.14	-	-	97.63	33.16	11.53	33.18	100	242	P	H	
	*	5825	100.88	-	-	89.37	33.16	11.53	33.18	100	242	A	H	
		5852	59.57	-58.07	117.64	48.05	33.18	11.53	33.19	100	242	P	H	
		5856.8	59.66	-50.64	110.3	48.11	33.21	11.53	33.19	100	242	P	H	
		5881.4	54.28	-46.17	100.45	42.66	33.23	11.6	33.21	100	242	P	H	
		5929	53.05	-15.15	68.2	41.31	33.3	11.67	33.23	100	242	P	H	
														H
	*	5825	106.11	-	-	94.6	33.16	11.53	33.18	400	323	P	V	
	*	5825	97.82	-	-	86.31	33.16	11.53	33.18	400	323	A	V	
		5851.6	59.26	-59.29	118.55	47.74	33.18	11.53	33.19	400	323	P	V	
		5859.8	53.79	-55.66	109.45	42.26	33.21	11.53	33.21	400	323	P	V	
		5890.4	53.16	-40.61	93.77	41.52	33.26	11.6	33.22	400	323	P	V	
		5940	51.52	-16.68	68.2	39.76	33.33	11.67	33.24	400	323	P	V	
														V

WIFI 802.11a (Harmonic @ 3m)

WIFI Ant. 1	Note	Frequency (MHz)	Level (dBµV/m)	Over Limit (dB)	Limit Line (dBµV/m)	Read Level (dBµV)	Antenna Factor (dB/m)	Cable Loss (dB)	Preamp Factor (dB)	Ant Pos (cm)	Table Pos (deg)	Peak Avg. (P/A)	Pol. (H/V)
802.11a CH 165 5825MHz		11650	40.59	-33.41	74	36.87	39.04	15.97	51.29	100	0	P	H
		17475	48.85	-19.35	68.2	36.2	43.68	20.99	52.02	100	0	P	H
													H
		11650	40.61	-33.39	74	36.89	39.04	15.97	51.29	100	0	P	V
		17475	50.31	-17.89	68.2	37.66	43.68	20.99	52.02	100	0	P	V
													V

Remark	<ol style="list-style-type: none"> No other spurious found. All results are PASS against Peak and Average limit line. 												
---------------	---	--	--	--	--	--	--	--	--	--	--	--	--

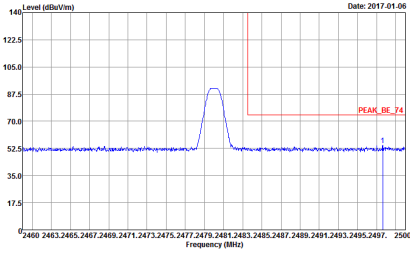
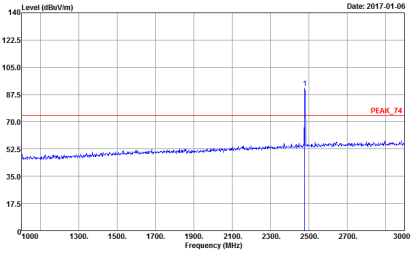
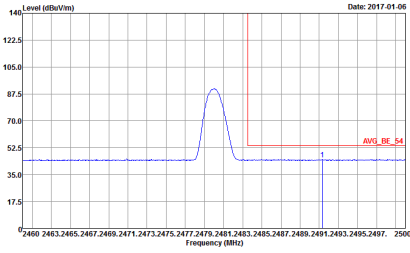
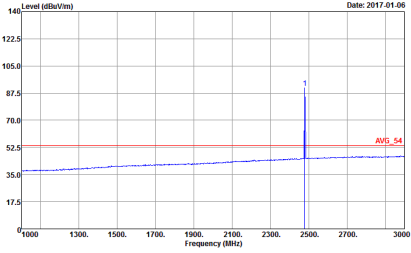


Note symbol

*	Fundamental Frequency which can be ignored. However, the level of any unwanted emissions shall not exceed the level of the fundamental frequency.
!	Test result is over limit line.
P/A	Peak or Average
H/V	Horizontal or Vertical



2.4GHz 2400~2483.5MHz
BLE (Band Edge @ 3m)

BLE	2.4GHz 2400~2483.5MHz Band Edge @ 3m	
ANT	BLE CH39 2480MHz	
1	Horizontal	Fundamental
Peak	 <p>Level (dBuV/m) vs Frequency (MHz) plot showing a peak at approximately 2480 MHz. The y-axis ranges from 0 to 140 dBuV/m, and the x-axis ranges from 2460 to 2500 MHz. A red horizontal line indicates the peak level at approximately 70 dBuV/m, labeled 'PEAK_BE_74'. The plot date is 2017-01-06.</p> <p>Site : 03CH11-HY Condition : PEAK_BE_74 3m HORN 9120D-HF HORIZONTAL</p>	 <p>Level (dBuV/m) vs Frequency (MHz) plot showing a sharp peak at 2480 MHz. The y-axis ranges from 0 to 140 dBuV/m, and the x-axis ranges from 1000 to 3000 MHz. A red horizontal line indicates the peak level at approximately 70 dBuV/m, labeled 'PEAK_74'. The plot date is 2017-01-06.</p> <p>Site : 03CH11-HY Condition : PEAK_74 3m HORN 9120D-HF HORIZONTAL</p>
Avg.	 <p>Level (dBuV/m) vs Frequency (MHz) plot showing the average spectrum. The y-axis ranges from 0 to 140 dBuV/m, and the x-axis ranges from 2460 to 2500 MHz. A red horizontal line indicates the average level at approximately 55 dBuV/m, labeled 'AVG_BE_54'. The plot date is 2017-01-06.</p> <p>Site : 03CH11-HY Condition : AVG_BE_54 3m HORN 9120D-HF HORIZONTAL</p>	 <p>Level (dBuV/m) vs Frequency (MHz) plot showing the average spectrum. The y-axis ranges from 0 to 140 dBuV/m, and the x-axis ranges from 1000 to 3000 MHz. A red horizontal line indicates the average level at approximately 55 dBuV/m, labeled 'AVG_54'. The plot date is 2017-01-06.</p> <p>Site : 03CH11-HY Condition : AVG_54 3m HORN 9120D-HF HORIZONTAL</p>



BLE	2.4GHz 2400~2483.5MHz Band Edge @ 3m	
ANT	BLE CH39 2480MHz	
1	Vertical	Fundamental
Peak	<p>Date: 2017.01.06</p> <p>Site : 03CH11-HY Condition : PEAK_BE_74 3m HORN 9120D-HF VERTICAL</p>	<p>Date: 2017.01.06</p> <p>Site : 03CH11-HY Condition : PEAK_74 3m HORN 9120D-HF VERTICAL</p>
Avg.	<p>Date: 2017.01.06</p> <p>Site : 03CH11-HY Condition : AVG_BE_54 3m HORN 9120D-HF VERTICAL</p>	<p>Date: 2017.01.06</p> <p>Site : 03CH11-HY Condition : AVG_54 3m HORN 9120D-HF VERTICAL</p>



BLE (Harmonic @ 3m)

BLE	2.4GHz 2400~2483.5MHz Harmonic @ 3m	
ANT	BLE CH39 2480MHz	
1	Horizontal	Vertical
<p>Peak</p>	<p>Date: 2017.01.06</p> <p>Site Condition : 03CH11-HY : PEAK_74 3m 9170 SHF HORM_150809 HORIZONTAL</p>	<p>Date: 2017.01.06</p> <p>Site Condition : 03CH11-HY : PEAK_74 3m 9170 SHF HORM_150809 VERTICAL</p>

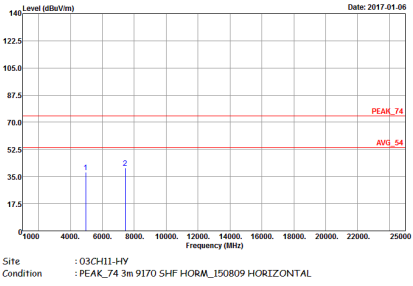
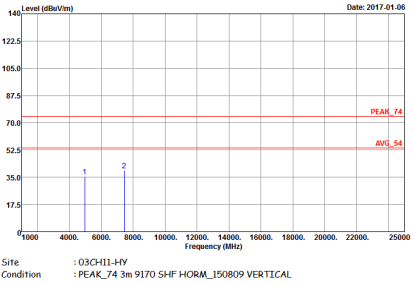


BT(1M) (Band Edge @ 3m)

BT	2.4GHz 2400~2483.5MHz Band Edge @ 3m	
ANT	BT CH78 2480MHz	
1	Horizontal	Fundamental
Peak	<p>Site : 03CH11-HY Condition : PEAK_BE_74 3m HORN 9120D-HF HORIZONTAL</p>	<p>Site : 03CH11-HY Condition : PEAK_74 3m HORN 9120D-HF HORIZONTAL</p>
1	Vertical	Fundamental
Peak	<p>Site : 03CH11-HY Condition : PEAK_BE_74 3m HORN 9120D-HF VERTICAL</p>	<p>Site : 03CH11-HY Condition : PEAK_74 3m HORN 9120D-HF VERTICAL</p>



BT(1M) (Harmonic @ 3m)

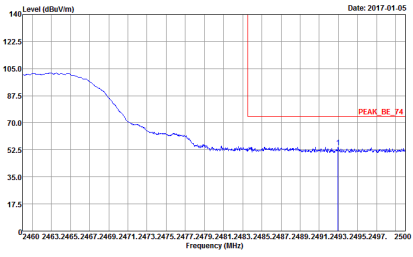
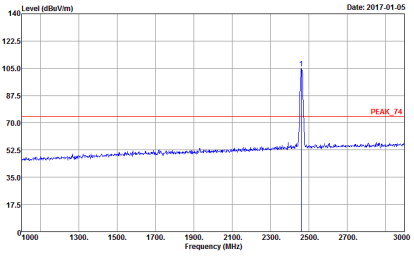
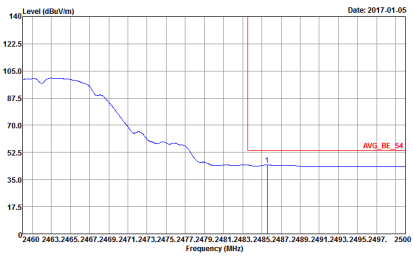
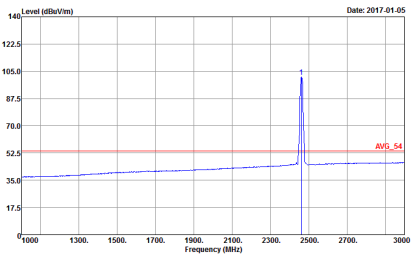
BT	2.4GHz 2400~2483.5MHz Harmonic @ 3m	
ANT	BT CH78 2480MHz	
1	Horizontal	Vertical
<p>Peak Avg.</p>	 <p>Site : 03CH11-HY Condition : PEAK_74 3m 9170 SHF HORM_150809 HORIZONTAL</p>	 <p>Site : 03CH11-HY Condition : PEAK_74 3m 9170 SHF HORM_150809 VERTICAL</p>



WIFI 802.11b (Band Edge @ 3m)

WIFI	2.4GHz 2400~2483.5MHz Band Edge @ 3m	
ANT	802.11b CH11 2462MHz	
1	Horizontal	Fundamental
Peak	<p>Site : 03CH11-HY Condition : PEAK_BE_74 3m HORN 9120D-HF HORIZONTAL</p>	<p>Site : 03CH11-HY Condition : PEAK_74 3m HORN 9120D-HF HORIZONTAL</p>
Avg.	<p>Site : 03CH11-HY Condition : AVG_BE_54 3m HORN 9120D-HF HORIZONTAL</p>	<p>Site : 03CH11-HY Condition : AVG_54 3m HORN 9120D-HF HORIZONTAL</p>



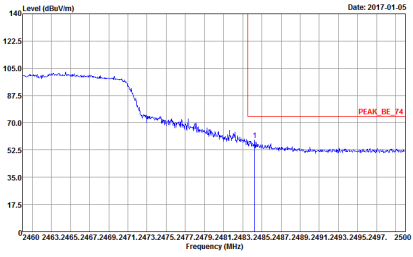
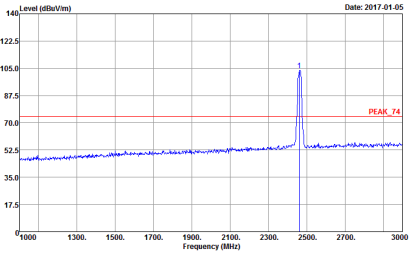
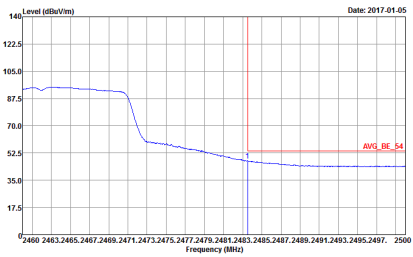
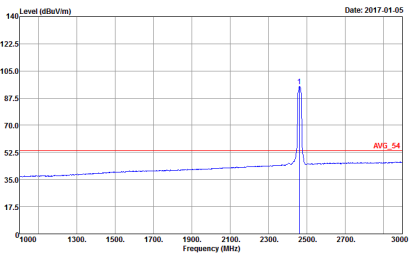
WIFI	2.4GHz 2400~2483.5MHz Band Edge @ 3m	
ANT	802.11b CH11 2462MHz	
1	Vertical	Fundamental
Peak	 <p>Date: 2017.01.05</p> <p>Site : 03CH11-HY Condition : PEAK_BE_74 3m HORN 9120D-HF VERTICAL</p>	 <p>Date: 2017.01.05</p> <p>Site : 03CH11-HY Condition : PEAK_74 3m HORN 9120D-HF VERTICAL</p>
Avg.	 <p>Date: 2017.01.05</p> <p>Site : 03CH11-HY Condition : AVG_BE_54 3m HORN 9120D-HF VERTICAL</p>	 <p>Date: 2017.01.05</p> <p>Site : 03CH11-HY Condition : AVG_54 3m HORN 9120D-HF VERTICAL</p>



2.4GHz 2400~2483.5MHz
WIFI 802.11n HT20 (Band Edge @ 3m)

WIFI	2.4GHz 2400~2483.5MHz Band Edge @ 3m	
ANT	802.11n HT20 CH11 2462MHz	
1	Horizontal	Fundamental
Peak	<p>Site : 03CH11-HY Condition : PEAK_BE_74 3m HORN 9120D-HF HORIZONTAL</p>	<p>Site : 03CH11-HY Condition : PEAK_74 3m HORN 9120D-HF HORIZONTAL</p>
Avg.	<p>Site : 03CH11-HY Condition : AVG_BE_54 3m HORN 9120D-HF HORIZONTAL</p>	<p>Site : 03CH11-HY Condition : AVG_54 3m HORN 9120D-HF HORIZONTAL</p>



WIFI	2.4GHz 2400~2483.5MHz Band Edge @ 3m	
ANT	802.11n HT20 CH11 2462MHz	
1	Vertical	Fundamental
Peak	 <p>Date: 2017.01.05</p> <p>Site : 03CH11-HY Condition : PEAK_BE_74 3m HORN 9120D-HF VERTICAL</p>	 <p>Date: 2017.01.05</p> <p>Site : 03CH11-HY Condition : PEAK_74 3m HORN 9120D-HF VERTICAL</p>
Avg.	 <p>Date: 2017.01.05</p> <p>Site : 03CH11-HY Condition : AVG_BE_54 3m HORN 9120D-HF VERTICAL</p>	 <p>Date: 2017.01.05</p> <p>Site : 03CH11-HY Condition : AVG_54 3m HORN 9120D-HF VERTICAL</p>

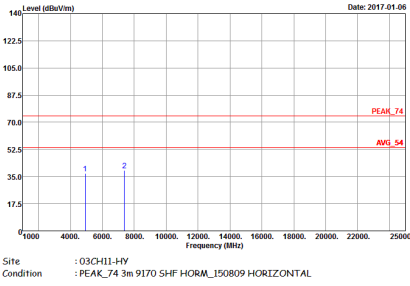
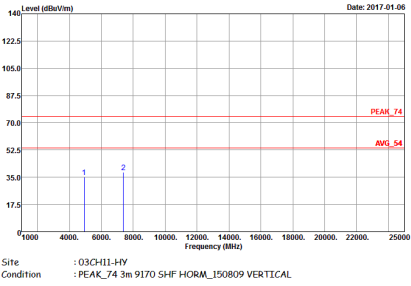


WIFI 802.11b (Harmonic @ 3m)

WIFI	2.4GHz 2400~2483.5MHz Harmonic @ 3m	
ANT	802.11b CH11 2462MHz	
1	Horizontal	Vertical
Peak Avg.	<p>Site : 03CH11-HY Condition : PEAK_74 3m 9170 SHF HORM_150809 HORIZONTAL</p>	<p>Site : 03CH11-HY Condition : PEAK_74 3m 9170 SHF HORM_150809 VERTICAL</p>



WIFI 802.11n HT20 (Harmonic @ 3m)

WIFI	2.4GHz 2400~2483.5MHz Harmonic @ 3m	
ANT	802.11n HT20 CH11 2462MHz	
1	Horizontal	Vertical
<p>Peak</p> <p>Avg.</p>	 <p>Site : 03CH11-HY Condition : PEAK_74 3m 9170 SHF HORM_150809 HORIZONTAL</p>	 <p>Site : 03CH11-HY Condition : PEAK_74 3m 9170 SHF HORM_150809 VERTICAL</p>



Band 1 - 5150~5250MHz
WIFI 802.11n HT40 (Band Edge @ 3m)

WIFI	Band 1 5150~5250MHz Band Edge @ 3m	
ANT	802.11n HT40 CH38 5190MHz - L	
1	Horizontal	Fundamental
<p>Peak</p>		
<p>Avg.</p>		<p align="center">Left blank</p>



WIFI	Band 1 5150~5250MHz Band Edge @ 3m	
ANT	802.11n HT40 CH38 5190MHz - R	
1	Horizontal	Fundamental
Peak	<p>Date: 2017.01.19</p> <p>Site : 03CH11-HY Condition : PEAK_BE_74 3m HORN 9120D-HF HORIZONTAL</p>	Left blank
Avg.	<p>Date: 2017.01.19</p> <p>Site : 03CH11-HY Condition : AVG_BE_54 3m HORN 9120D-HF HORIZONTAL</p>	Left blank



WIFI	Band 1 5150~5250MHz Band Edge @ 3m	
ANT	802.11n HT40 CH38 5190MHz - L	
1	Vertical	Fundamental
Peak	<p>Date: 2017.01.19</p> <p>Site : 03CH11-HY Condition : PEAK_BE_74 3m HORN 91200-HF VERTICAL</p>	<p>Date: 2017.01.19</p> <p>Site : 03CH11-HY Condition : PEAK_74 3m HORN 91200-HF VERTICAL</p>
Avg.	<p>Date: 2017.01.19</p> <p>Site : 03CH11-HY Condition : AV6_BE_54 3m HORN 91200-HF VERTICAL</p>	Left blank



WIFI	Band 1 5150~5250MHz Band Edge @ 3m	
ANT	802.11n HT40 CH38 5190MHz - R	
1	Vertical	Fundamental
Peak		Left blank
Avg.		Left blank

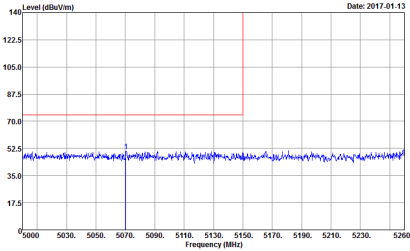
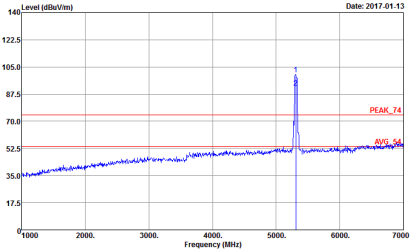
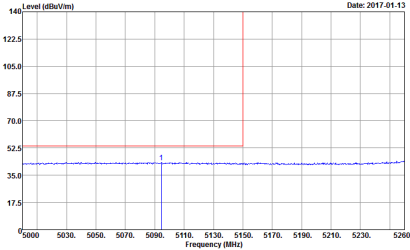


WIFI 802.11n HT40 (Harmonic @ 3m)

WIFI	Band 1 5150~5250MHz Harmonic @ 3m	
ANT	802.11n HT40 CH38 5190MHz	
1	Horizontal	Vertical
<p>Peak Avg.</p>		



Band 2 - 5250~5350MHz
WIFI 802.11n HT40 (Band Edge @ 3m)

WIFI	Band 2 5250~5350MHz Band Edge @ 3m	
ANT	802.11n HT40 CH62 5310 - L	
1	Horizontal	Fundamental
<p>Peak</p>	 <p>Site : 03CH11-HY Condition : PEAK_BE_74 3m HORN 9120D-HF HORIZONTAL</p>	 <p>Site : 03CH11-HY Condition : PEAK_74 3m HORN 9120D-HF HORIZONTAL</p>
<p>Avg.</p>	 <p>Site : 03CH11-HY Condition : AVG_BE_54 3m HORN 9120D-HF HORIZONTAL</p>	<p>Left blank</p>

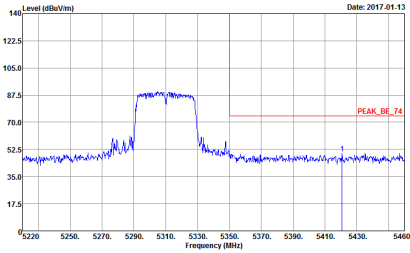
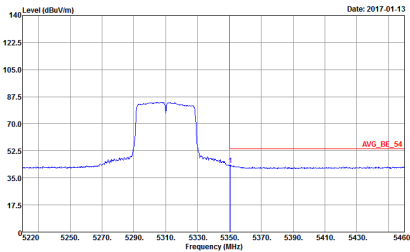


WIFI	Band 2 5250~5350MHz Band Edge @ 3m	
ANT	802.11n HT40 CH62 5310 - R	
1	Horizontal	Fundamental
Peak	<p>Date: 2017.01.13</p> <p>Site : 03CH11-HY Condition : PEAK_BE_74 3m HORN 9120D-HF HORIZONTAL</p>	Left blank
Avg.	<p>Date: 2017.01.13</p> <p>Site : 03CH11-HY Condition : AVG_BE_54 3m HORN 9120D-HF HORIZONTAL</p>	Left blank



WIFI	Band 2 5250~5350MHz Band Edge @ 3m	
ANT	802.11n HT40 CH62 5310 - L	
1	Vertical	Fundamental
<p>Peak</p>	<p>Site : 03CH11-HY Condition : PEAK_BE_74 3m HORN 91200-HF VERTICAL</p>	<p>Site : 03CH11-HY Condition : PEAK_74 3m HORN 91200-HF VERTICAL</p>
<p>Avg.</p>	<p>Site : 03CH11-HY Condition : AVG_BE_54 3m HORN 91200-HF VERTICAL</p>	<p>Left blank</p>



WIFI	Band 2 5250~5350MHz Band Edge @ 3m	
ANT	802.11n HT40 CH62 5310 - R	
1	Vertical	Fundamental
Peak	 <p>Date: 2017.01.13</p> <p>Site : 03CH11-HY Condition : PEAK_BE_74 3m HORN 9120D-HF VERTICAL</p>	Left blank
Avg.	 <p>Date: 2017.01.13</p> <p>Site : 03CH11-HY Condition : AVG_BE_54 3m HORN 9120D-HF VERTICAL</p>	Left blank



WIFI 802.11n HT40 (Harmonic @ 3m)

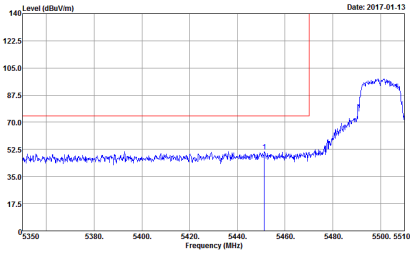
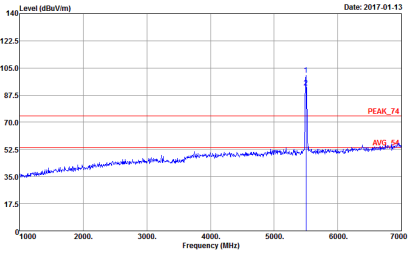
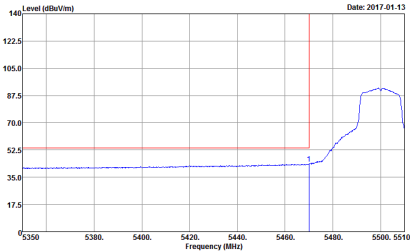
WIFI	Band 2 5250~5350MHz Harmonic @ 3m	
ANT	802.11n HT40 CH62 5310	
1	Horizontal	Vertical
<p>Peak</p> <p>Avg.</p>	<p>Site : 03CH11-HY Condition : PEAK_74 3m 9170 SHF HORM_150809 HORIZONTAL</p>	<p>Site : 03CH11-HY Condition : PEAK_74 3m 9170 SHF HORM_150809 VERTICAL</p>



Band 3 - 5470~5725MHz
WIFI 802.11a (Band Edge @ 3m)

WIFI	Band 3 5470~5725MHz Band Edge @ 3m	
ANT	802.11a CH100 5500MHz	
1	Horizontal	Fundamental
Peak	<p>Site : 03CH11-HY Condition : PEAK_BE_74 3m HORN 91200-HF HORIZONTAL</p>	<p>Site : 03CH11-HY Condition : PEAK_74 3m HORN 91200-HF HORIZONTAL</p>
Avg.	<p>Site : 03CH11-HY Condition : AVG_BE_54 3m HORN 91200-HF HORIZONTAL</p>	Left blank



WIFI	Band 3 5470~5725MHz Band Edge @ 3m	
ANT	802.11a CH100 5500MHz	
1	Vertical	Fundamental
Peak	 <p>Date: 2017-01-13</p> <p>Site : 03CH11-HY Condition : PEAK_BE_74 3m HORN 91200-HF VERTICAL</p>	 <p>Date: 2017-01-13</p> <p>Site : 03CH11-HY Condition : PEAK_74 3m HORN 91200-HF VERTICAL</p>
Avg.	 <p>Date: 2017-01-13</p> <p>Site : 03CH11-HY Condition : AVG_BE_54 3m HORN 91200-HF VERTICAL</p>	Left blank



WIFI 802.11a (Harmonic @ 3m)

WIFI	Band 3 5470~5725MHz Harmonic @ 3m	
ANT	802.11a CH100 5500MHz	
1	Horizontal	Vertical
Peak Avg.	<p>Site : 03CH11-HY Condition : PEAK_74 3m 9170 SHF HORM_150809 HORIZONTAL</p>	<p>Site : 03CH11-HY Condition : PEAK_74 3m 9170 SHF HORM_150809 VERTICAL</p>



Band 4 - 5725~5850MHz
WIFI 802.11a (Band Edge @ 3m)

WIFI	Band 4 5725~5850MHz Band Edge @ 3m	
ANT	802.11a CH165 5825MHz	
1	Horizontal	Fundamental
Peak	<p>Site : 03CH11-HY Condition : PEAK_BE(B4)_16-24 3m HORN 9120D-HF HORIZONTAL</p>	<p>Site : 03CH11-HY Condition : PEAK(UNII) 3m HORN 9120D-HF HORIZONTAL</p>
1	Vertical	Fundamental
Peak	<p>Site : 03CH11-HY Condition : PEAK_BE(B4)_16-24 3m HORN 9120D-HF VERTICAL</p>	<p>Site : 03CH11-HY Condition : PEAK(UNII) 3m HORN 9120D-HF VERTICAL</p>

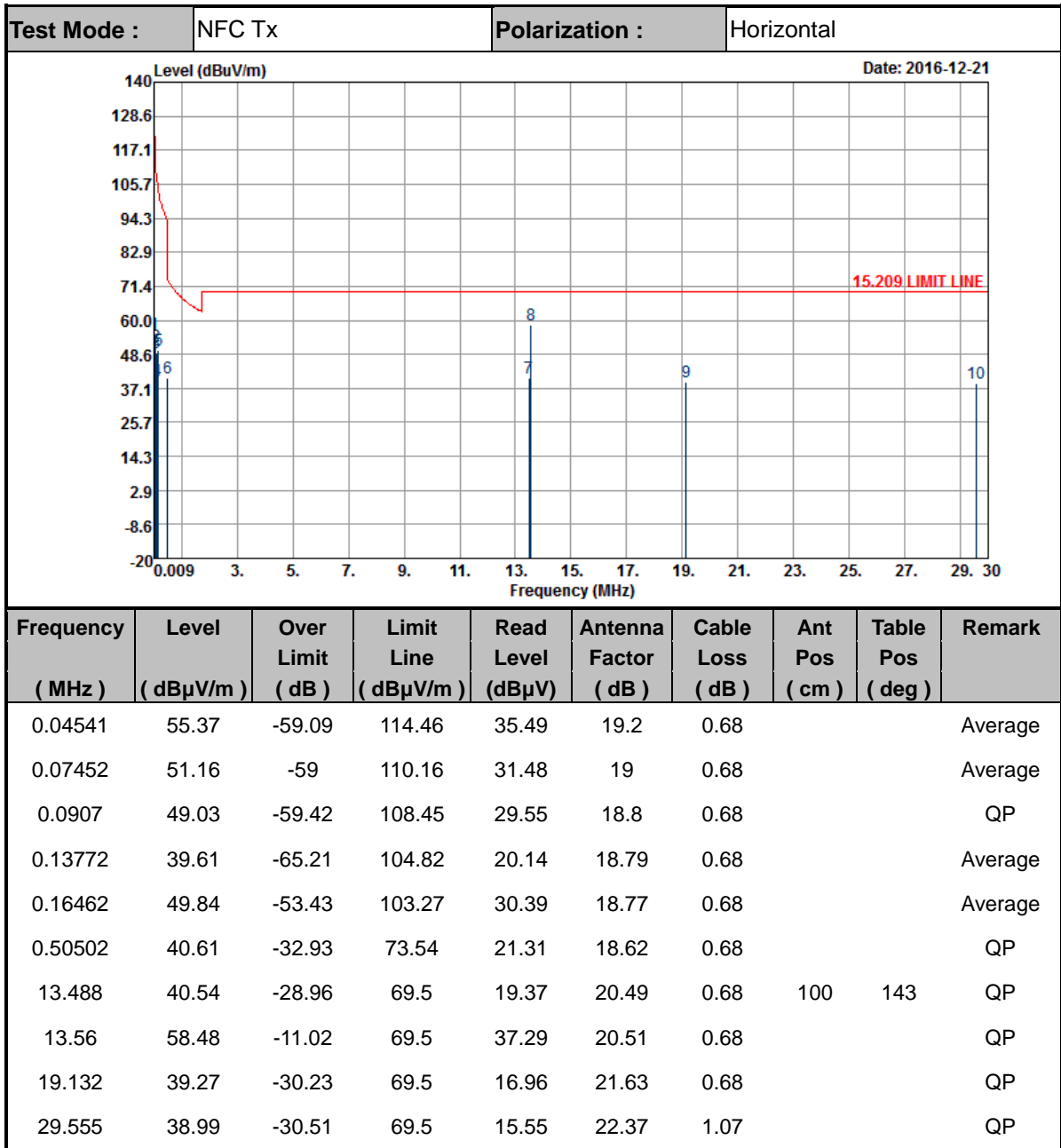


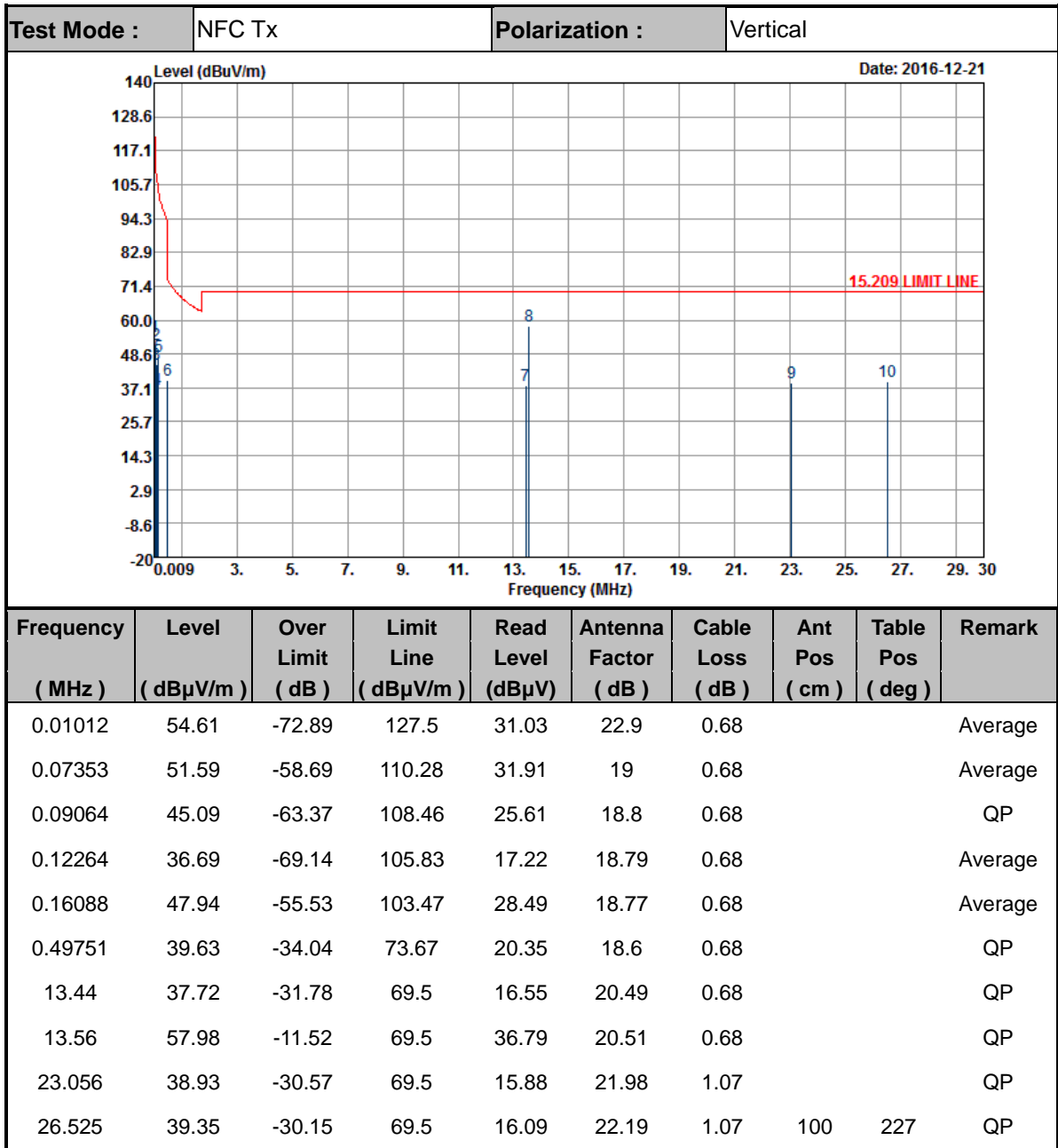
WIFI 802.11a (Harmonic @ 3m)

WIFI	Band 4 5725~5850MHz Harmonic @ 3m	
ANT	802.11a CH165 5825MHz	
1	Horizontal	Vertical
Peak Avg.	<p>Site : 03CH11-HY Condition : PEAK(UNII) 3m 9170 SHF HORM_I50809 HORIZONTAL</p>	<p>Site : 03CH11-HY Condition : PEAK(UNII) 3m 9170 SHF HORM_I50809 VERTICAL</p>



Results of Radiated Emissions (9 kHz~30MHz)





End of this report