







11. SETUP PHOTOS

RADIATED MEASUREMENT SETUP AND XYZ	
	
BELOW 1 GHZ	ABOVE 1 GHZ
	
X-AXIS FRONT PHOTO	Y-AXIS FRONT PHOTO




Z-AXIS FRONT PHOTO

**ANTENNA PORT CONDUCTED RF MEASUREMENT SETUP AND
FREQUENCY STABILITY**



ANTENNA PORT CONDUCTED PHOTO



FREQUENCY STABILITY

END OF REPORT