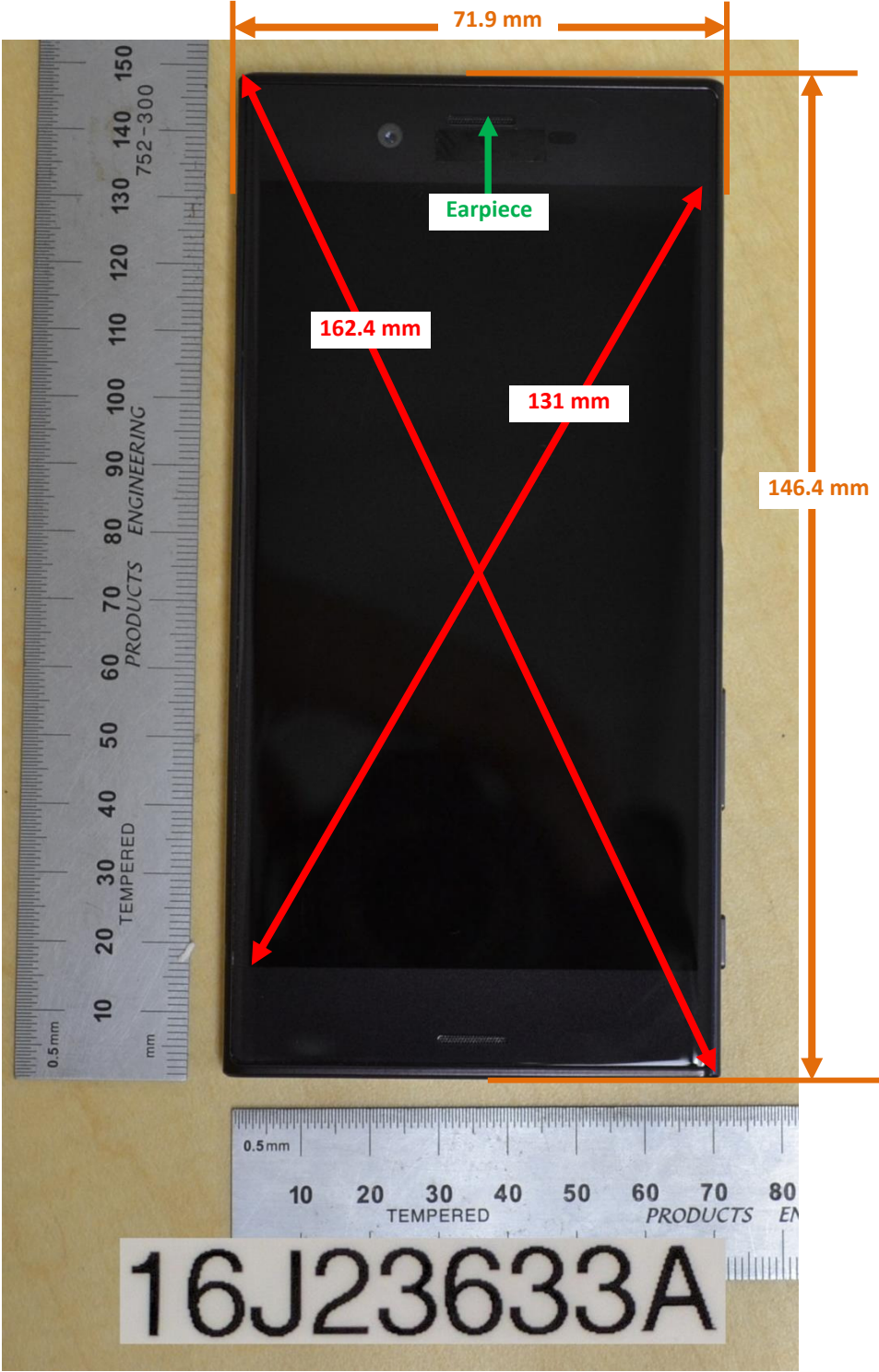


DUT and SAR Set-up Photos

Overall Dimensions



Front View of the DUT



Rear View of the DUT



Setup Photos

Handset Vertical and Horizontal Reference Lines

Vertical
Center Line

Horizontal
Line




16J23633A

Head Exposure Conditions


Left Touch




Left Tilt (15°)



Right Touch




Right Tilt (15°)



Body-worn Accessory Exposure Conditions

Rear 15mm




Front 15mm




Hotspot Exposure Conditions

Rear




Front



Edge 1




Edge 2



Edge 3




Edge 4




Extremity Exposure Conditions


Rear




Front




Edge 1



Edge 2



Edge 4



Antenna Dimensions & Separation Distances

- ① WLAN Main/BT Ant
- ② WLAN Sub Ant
- ③ Cellular (WWAN) Ant
- GSM/W-CDMA/LTE

