

Setup Photographs

<Conducted Emission>

Remote View





Rear View



<Radiated Emission>

Y Plane


<30MHz~1GHz>



<1GHz~18GHz>



<18GHz~40GHz>




<WPC Charging Mode>


<30MHz~1GHz>



<1GHz~18GHz>



<18GHz~40GHz>



—————THE END—————