

## Setup Photographs


<Radiated Emission>

X Plane for Cellular Band

LF



HF




**Y Plane with Accessory for PCS Band**

**LF**



**HF**




**<WPC Charging Mode>**

**LF**



**HF**



—————THE END—————