

Setup Photographs

<Conducted Emission>

Remote View





Rear View




<Radiated Emission>

X Plane


<30MHz~1GHz>



<1GHz~18GHz>




<18GHz~25GHz>




WPC Charging Mode


<30MHz~1GHz>



<1GHz~18GHz>



<18GHz~25GHz>



————THE END————