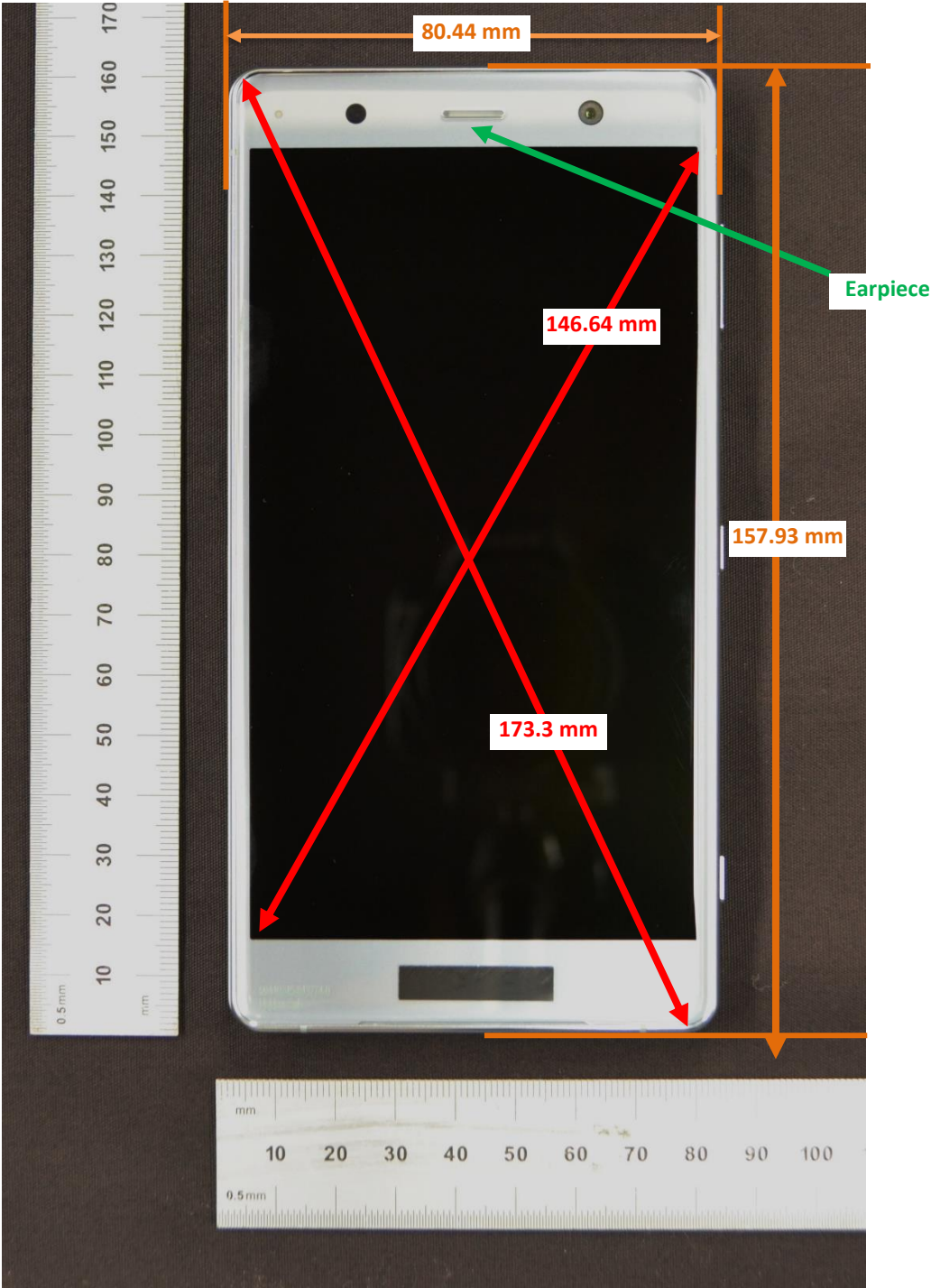



DUT and SAR Set-up Photos

Overall Dimensions



Front View of the DUT

12118543



Rear View of the DUT

12118543



Setup Photos

Handset Vertical and Horizontal Reference Lines

Vertical
Center Line


Horizontal
Line



Head Exposure Conditions

Left Touch

12118543




Left Tilt (15°)

12118543



Right Touch

12118543



Right Tilt (15°)


12118543



Body-worn Accessory Exposure Conditions


Rear at 15mm

12118543



Front at 15mm


12118543



Hotspot Exposure Conditions


Rear at 10mm

12118543




Front at 10mm


12118543




Edge 1 at 10mm




Edge 2 at 10mm



Edge 3 at 10mm




Edge 4 at 10mm



Product Specific SAR Exposure Conditions


Rear at 0mm

12118543




Front at 0mm

12118543




Edge 1 at 0mm

12118543




Edge 2 at 0mm

12118543



Edge 4 at 0mm

12118543



Antenna Dimensions & Separation Distances

- Cellular Main Antenna(Tx/Rx)
(Cellular Main Antenna 1 + Cellular Main Antenna2)
- Cellular Sub Antenna(Tx/Rx)
(Cellular Sub Antenna 1 + Cellular Sub Antenna 2/GPS)
- WLAN Chain 0/BT Antenna(Tx/Rx) / Cellular Main Antenna 3 (Rx)
- WLAN Chain 1(Tx/Rx)/Cellular Diversity Antenna, Cellular Sub Antenna 3 (Rx)
- Cellular HO Diversity Antenna (Rx)

